

UC Berkeley

UC Berkeley Previously Published Works

Title

Perturbation Variability Does Not Influence Implicit Sensorimotor Adaptation.

Permalink

<https://escholarship.org/uc/item/233578kn>

Journal

PLoS Computational Biology, 20(4)

Authors

Wang, Tianhe

Tsay, Jonathan

Abram, Sabrina

et al.

Publication Date

2024-04-01

DOI

10.1371/journal.pcbi.1011951

Peer reviewed

RESEARCH ARTICLE

Perturbation Variability Does Not Influence Implicit Sensorimotor Adaptation

Tianhe Wang ^{*}, Guy Avraham , Jonathan S. Tsay, Sabrina J. Abram, Richard B. Ivry

Department of Psychology and Helen Wills Neuroscience Institute, University of California, Berkeley, California, United States of America

^{*} tianhewang@berkeley.edu

Abstract

Implicit adaptation has been regarded as a rigid process that automatically operates in response to movement errors to keep the sensorimotor system precisely calibrated. This hypothesis has been challenged by recent evidence suggesting flexibility in this learning process. One compelling line of evidence comes from work suggesting that this form of learning is context-dependent, with the rate of learning modulated by error history. Specifically, learning was attenuated in the presence of perturbations exhibiting high variance compared to when the perturbation is fixed. However, these findings are confounded by the fact that the adaptation system corrects for errors of different magnitudes in a non-linear manner, with the adaptive response increasing in a proportional manner to small errors and saturating to large errors. Through simulations, we show that this non-linear motor correction function is sufficient to explain the effect of perturbation variance without referring to an experience-dependent change in error sensitivity. Moreover, by controlling the distribution of errors experienced during training, we provide empirical evidence showing that there is no measurable effect of perturbation variance on implicit adaptation. As such, we argue that the evidence to date remains consistent with the rigidity assumption.

OPEN ACCESS

Citation: Wang T, Avraham G, Tsay JS, Abram SJ, Ivry RB (2024) Perturbation Variability Does Not Influence Implicit Sensorimotor Adaptation. *PLoS Comput Biol* 20(4): e1011951. <https://doi.org/10.1371/journal.pcbi.1011951>

Editor: Barbara Webb, The University of Edinburgh, UNITED KINGDOM

Received: January 19, 2024

Accepted: February 27, 2024

Published: April 10, 2024

Peer Review History: PLOS recognizes the benefits of transparency in the peer review process; therefore, we enable the publication of all of the content of peer review and author responses alongside final, published articles. The editorial history of this article is available here: <https://doi.org/10.1371/journal.pcbi.1011951>

Copyright: © 2024 Wang et al. This is an open access article distributed under the terms of the [Creative Commons Attribution License](https://creativecommons.org/licenses/by/4.0/), which permits unrestricted use, distribution, and reproduction in any medium, provided the original author and source are credited.

Data Availability Statement: The data and code that used in this project are available at <https://osf.io/exg4c/>.

Funding: RBI is funded by the NIH (grants NS116883 and NS105839). JST is funded by the

Author summary

An ideal learner should be sensitive to the statistics of the environment and adjust their behavior accordingly. For example, the rate of learning in response to a change in the environment is faster when the environment is relatively predictable (low uncertainty) compared to when it is unpredictable (high uncertainty). Here we look at this phenomenon in the context of sensorimotor adaptation, the automatic and implicit process that keeps the sensorimotor system precisely calibrated. The results show that this system is surprisingly rigid, with no modulation of the learning rate in response to changes in the variability of the environment. We propose that, whereas processes associated with the action selection system are flexible and modified based on context, the adaptation system is engineered to ensure that the selected action is properly executed, regardless of the optimality of that action. This insensitivity to context may serve to minimize interference with the more flexible processes involved in action selection.

NIH (F31NS120448). The funders had no role in study design, data collection and analysis, decision to publish, or preparation of the manuscript.

Competing interests: I have read the journal's policy and the authors of this manuscript have the following competing interests: RBI is a co-founder with equity in Magnetic Tides, Inc.

Introduction

To achieve skilled movement, an ideal learner should track the state of the environment and adjust behavior accordingly. A skilled tennis player will adjust their anticipatory behavior more rapidly when facing an opponent who frequently switches from hitting crosscourt groundstrokes to lobs. Consistent with this hypothesis, experience modulates sensorimotor learning. For example, various studies have shown that the learning rate of the motor system is modulated by the rate of contextual change [1–3].

However, the locus of context effects on motor learning remains unclear. Sensorimotor adaptation is driven by multiple learning processes [4,5]. Explicit mechanisms are critical for the volitional changes in behavior such as that required to adjust to a tennis opponent's strategy. In contrast, the processes that keep the sensorimotor system precisely calibrated operate in an implicit manner. Accumulated evidence has suggested that while the explicit system can flexibly adjust to the environmental context, the implicit system is rigid, operating in a fixed manner that is insensitive to task demands [6]. For example, the operation of the implicit system cannot be suppressed even when this results in an increase in performance error [5,7–10].

The characterization of the implicit adaptation system as rigid and context-independent has been challenged by studies in which the distribution of experienced errors is manipulated [2,11]. Albert and colleagues [11] conducted a series of visuomotor rotation experiments in which participants had to adapt to a 30° perturbation of the visual feedback. They compared conditions in which the size of the perturbation varied across trials ($SD = 12^\circ$) or was constant ($SD = 0^\circ$). Across the experiments, implicit adaptation was consistently attenuated in the high-variance condition. To account for this finding, the authors propose that the learning rate is modulated in a memory-dependent manner [2,11]. Specifically, sensitivity increases with repeated exposure to errors with the same sign and decreases when the sign reverses [12,13]. Such context-dependent effects have been observed with other learning processes where sensitivity is adjusted as a function of uncertainty [14–16].

Although the Albert et al. (2021) [11] study provides compelling support that performance is influenced by the variance of the perturbation, there is an alternative explanation for these results that does not entail memory-dependent modulation of the implicit system. The cornerstone for this alternative explanation is the observation that the implicit adaptation system exhibits a non-linear motor correction function: The correction response increases over a range of small errors up to the saturation point (around 7.5°), and eventually decreases for very large errors (Fig 1a) [13,17,18]. A consequence of this non-linear function is that differences in the distribution of experienced errors as a function of perturbation variance may introduce a bias in terms of the elicited motor corrections. Thus, the differential response to high and low variance perturbations may not reflect flexibility within the adaptation system but be an emergent property of sampling across the non-linear motor correction function.

In the current study, we re-examine how perturbation variability influences implicit adaptation. We first take a modeling approach, using simulations to ask how variation in perturbation consistency will impact adaptation when sampling from a non-linear motor correction function. A core finding from the simulations is that as the variance of the perturbation increases, adaptation is attenuated due to sampling biases. Given that the simulations provide an alternative account of the results reported by Albert et al. (2021) [11], we then examine whether there is evidence of a memory-dependent change in error sensitivity in previous studies that randomized the perturbation sign and size across trials. The results of our re-analysis of these data sets also argue against the idea that the learning rate is modulated by error history. To complement these theoretical analyses, we conducted two new experiments in which we manipulated error variability while controlling for sampling biases between perturbations

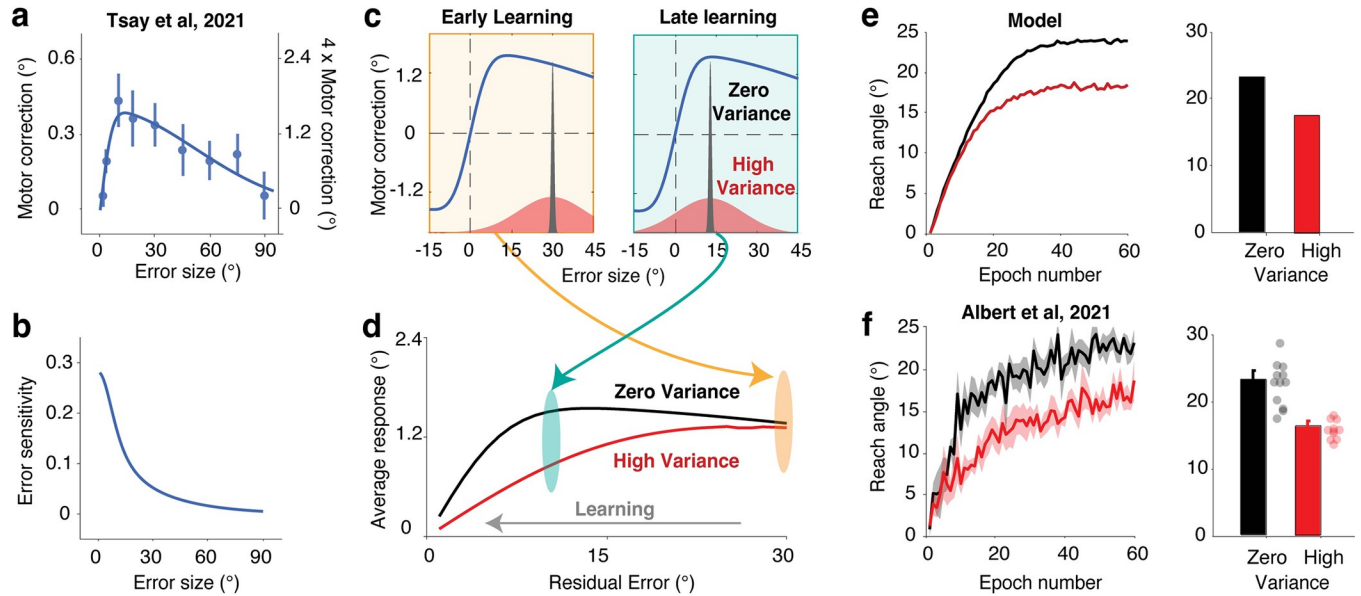


Fig 1. A non-linear motor correction function is sufficient to explain the effect of perturbation variability. | a) Changes in reach angle from trial n to $n + 1$ as a function of the error size on trial n in Tsay et al. (2021) [20]. Dots represent group median values for each error size and bars represent the standard error of the means. We used these data to estimate the motor correction function given the relatively high sampling density. Solid line denotes the best-fitting model. The y-axis is double labeled: The left side uses the original scale from [20] whereas the scale is increased by 4-fold on the right side. We use the right-side scale in our simulations of published data to provide a match with the baseline learning rate reported in Albert et al. (2021) [11]. We note that the learning function in [20] was likely attenuated due to the methods employed in that study (see Method: Model Simulations). b) Error sensitivity, defined as the motor correction divided by error size, reduces monotonically as error size increases. c) Perturbation variability impacts the distribution of experienced errors (red, high variability; black, low variability). This in turn will dictate the distribution of motor corrections. d) When the error is large at the start of learning (e.g., $\sim 30^\circ$), the average response is similar between the low- and high-variance conditions. However, as learning unfolds, the error distribution for the high-variance condition will span the concave region of the motor correction function (e.g., $\sim 10^\circ$), resulting in attenuation of the average motor correction. e-f) The learning function of implicit adaptation predicted by the non-linear motor correction (NLMC) model (e) provides a good approximation of the empirical results from Experiment 6 of Albert et al. (2021) [11]. (f). The right panels for each row show the reach angle late in learning. For Albert et al. (2021) [11], shaded areas (left) and error bars (right) indicate standard error, and dots indicate data for each individual.

<https://doi.org/10.1371/journal.pcbi.1011951.g001>

with high and low variance. The results show that the magnitude of adaption is independent of perturbation variability, further arguing against the hypothesis that implicit adaptation exhibits memory-dependent changes in error sensitivity.

Results

A non-linear motor correction function is sufficient to explain the effect of perturbation variability

Albert et al. (2021) [11] provide evidence purporting to show that implicit adaptation is modulated by error history, a form of memory-dependent flexibility [11]. Across a series of experiments, adaptation to a perturbation that varied in magnitude across trials (mean = 30° visuomotor rotation, SD = 12°) is weaker than adaptation to a fixed 30° rotation. To account for this finding, they proposed that the learning rate fluctuated with context, increasing in response to repeated errors and decreasing in response to errors that deviated from recently experienced errors. While they employed a variety of tasks, we focus here on their experiment (Exp 6) that isolates performance changes from implicit adaptation with minimal contribution from learning related to changes in explicit action selection (i.e., re-aiming).

Here we consider an alternative model that does not entail any experience-dependent modulation of the learning rate. The cornerstone of this model is the extensive literature showing that error sensitivity varies as a function of error size [13,19]. When the function is described

in terms of error rate (i.e., the change in performance as a proportion of the error magnitude), there is a monotonic decrease with error size (Fig 1b). Alternatively, the function can be described in terms of the absolute size of the motor correction: When viewed this way, the function is non-monotonic, showing an increase in the size of the correction over a range of small errors, and then a reversal for larger errors (Fig 1a). From a Bayesian inference perspective, this function captures the idea that large errors are discounted since they are infrequent and unlikely to be attributed to miscalibration within the sensorimotor system [19]. Alternatively, this function may reflect the upper limits of plasticity in the sensorimotor system [17]. Importantly, whether the function reflects a discounting process or limits in plasticity, the motor correction function is assumed to be a “primitive” or an established prior [19], existing independent of the recent context. We conducted a series of simulations to ask if a fixed non-linear motor correction function (NLMC model) can account for the core findings presented by Albert et al. (2021) [11].

For our simulations, we used a motor correction function derived from a task in which the perturbation is randomized across trials (mean perturbation was zero) with relatively dense sampling across a large range of sizes (Fig 1a) [20]. We examined the consequences of perturbation variability under the assumption that the motor correction function is fixed (Fig 1c and 1d). Importantly, perturbation variability will impact the probability distribution of the experienced errors, and due to the nonlinearity of the motor correction function, will impact the average motor correction. If the experienced errors are all sampled from the descending linear zone, the average motor correction will be similar for perturbation conditions involving either low or high variability (Fig 1c, yellow box). For adaptation to a visuomotor rotation of 30°, the errors during the early stages of learning will come from this part of the function. However, if the experienced errors span the concave region of this function—a situation that occurs when there has been some compensation for the rotation, the condition with high variability will result in an attenuated average response (Fig 1c, green box). This attenuation occurs since the corrections to errors smaller than the mean error are no longer balanced by corrections to errors larger than the mean error.

Following the method of Experiment 6 in Albert et al. (2021) [11], we simulated learning functions generated by the NLMC model for a visuomotor adaptation task using perturbations centered at 30° with either high variability (12° SD) or zero variability (0° SD). We used a classic state-space model with the trial-to-trial update determined by the motor correction function displayed in Fig 1a [20] and the retention factor reported in Albert et al. (2021) [11] (see Methods). The simulated results of the NLMC model capture the key features of their behavioral results: The high-variance condition results in a slower learning rate and larger residual error (i.e., lower asymptote, see Figs 1e and Fig B in S1 Appendix). Importantly, these simulation results do not depend on the specific shape of the motor correction function. The same pattern of results can be obtained using a wide range of functions in which the motor correction function either saturates or decreases in response to large errors (Fig C in S1 Appendix).

We note that one analysis reported by Albert et al. (2021) [11] appears to be inconsistent with the NLMC model. The error sensitivity function is always higher for the zero-variance condition across different error sizes. However, additional simulations show that an estimate of the error sensitivity function cannot be recovered in experiments using a blocked design (e.g., mean = 30°) due to the presence of motor noise (see Supplementary Result 1 in S1 Appendix). Most important, the recovered error sensitivity function is inflated for the zero-variance condition. Indeed, even when we use the same error sensitivity function for both conditions, a selective increase is observed in the estimate of the error sensitivity function for the low-variance condition (Figs D-E in S1 Appendix). As such, the higher error sensitivity reported for the low-variance condition in Albert et al. (2021) [11] is based on an unreliable estimate.

Recent error history does not influence error sensitivity

Albert et al. (2021) [11] account for their behavioral results by reference to the Memory of Error model (MoE) [2]. This model assumes that the error sensitivity function is initially flat. During training, error sensitivity increases with repeated exposure to errors having the same sign and decreases when the sign of the error changes. The best way to conceptualize the consequences of this model is to consider the response to an error of the same size on trial $n-1$ and trial $n+1$ as a function of the error experienced on trial n . Error sensitivity on trial $n+1$ will be higher than $n-1$ if the errors on trial $n-1$ and trial n have the same sign (Fig 2a, top row); in contrast, error sensitivity on trial $n+1$ will be lower than $n-1$ if the errors on trial $n-1$ and trial n have opposite signs (Fig 2a, middle row). Note, in blocked designs participants mostly experience successive errors with the same sign; changes in error sign are relatively rare. As such, by the MoE model, faster learning in the low variance condition is mainly because of sensitization after same-sign errors. In the low variance condition of Albert et al. (2021) [11], participants experienced errors of similar sizes successively, so the enhancement of the error sensitivity accumulated across trials. In the high variance condition, the error size could change dramatically across trials. Thus, the enhancement of error sensitivity was distributed across different error sizes and small for a given error size.

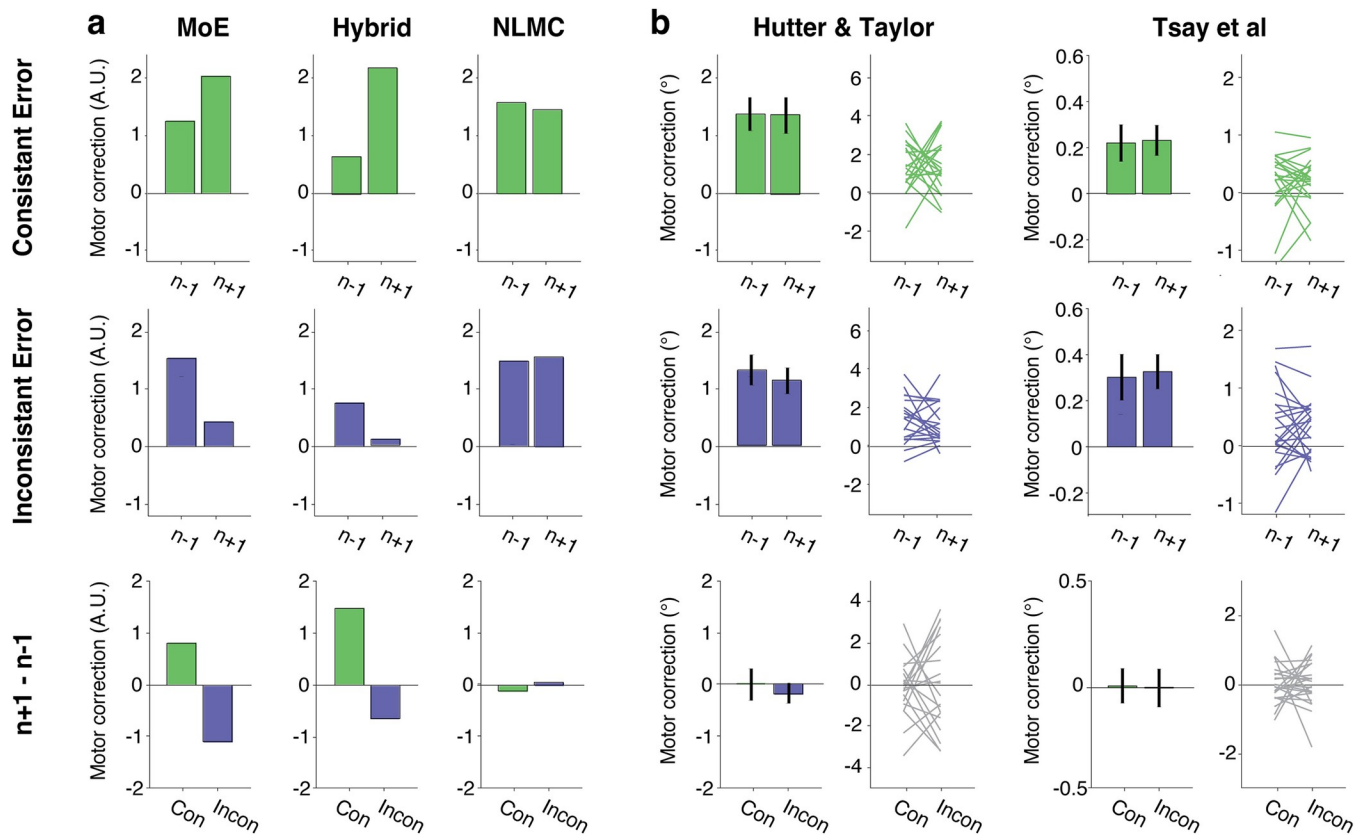


Fig 2. Trial-by-trial adaptation does not support the Memory of Errors model. | a) The effect of immediate error history on motor corrections as predicted by the MoE model (left), a hybrid variant of the MoE model (middle) and the NLMC model (right). The motor correction on these trials is plotted as a function of whether the sign of the error on trial n was consistent in sign (top) or inconsistent (middle). The bottom row shows the difference in motor correction on trials $n+1$ relative to $n-1$ for the consistent (Con) and inconsistent (Incon) conditions. The MoE and Hybrid models predict a difference in motor correction, with an enhancement on trial $n+1$ when the sign is consistent and attenuation when the sign is inconsistent. The NLMC model predicts that the motor correction will be invariant. b) Empirical results from two studies that used different methods to estimate implicit adaptation. Left: Hutter and Taylor (2018) [13]; Right: Tsay et al. (2021) [20]. There was no evidence of an effect of recent error history in either data set. Error bars indicate S.E.

<https://doi.org/10.1371/journal.pcbi.1011951.g002>

Given that error sensitivity cannot be reliably measured in a block design, a better way to assess the effect of error variability on error sensitivity is to use a trial-by-trial design in which the size of the perturbation is randomly selected on each trial (Mean = 0°, range: -90°~90°). Fig 2a shows the results of trial-by-trial simulations of the MoE model (left) and NLMC model (right). Consistent with the assumptions of each model, error history impacts the response on trial n+1 for the MoE model and has no effect on the NLMC model. To evaluate the models empirically, we re-analyzed the data from two published studies that used a trial-by-trial design to measure implicit adaptation [13,20], focusing on trial triplets in which the size of the errors on trials n-1 and n+1 had the same sign and were close in magnitude (difference <2°, see method). Despite significant methodological differences between the two experiments, the pattern of results was similar: The relationship of the error sign between trial n-1 and trial n (consistent or inconsistent) had no effect on the motor correction on trial n+1 (Fig 2b). Specifically, the change in the motor correction between trial n-1 and n+1 is not different from 0 (all $p > 0.94$, $BF_{10} < 0.27$), and this value is not different between conditions in which the error sign is consistent or inconsistent (Hutter & Taylor (2018)[13]: $t(38) = -0.30$, $p = 0.76$, $BF_{10} = 0.32$; Tsay et al. (2021) [20]: $t(43) = 0.06$, $p = 0.95$, $BF_{10} = 0.21$). Thus, the re-analysis of these published data fails to support the MoE model, with no measurable effect of recent history on implicit adaptation (also see Fig G in S1 Appendix).

In response to a preprint of this paper in which we described how the NLMC model can account for the effect of perturbation variability, Albert and Shadmehr (2022) [21] proposed a hybrid model. Here they postulate that participants come to the experiment with a prior reflecting the non-linear motor correction function (Fig 1a), but that this function is modulated by the memory of errors. As expected, simulations of this model (see Supplementary Result 2 in S1 Appendix) also predict a modulatory effect from recently experienced errors (Fig 2a, middle), again at odds with the empirical results.

Perturbation variability does not influence implicit adaptation

The re-analyses of data from trial-by-trial design highlights one differential prediction of the MoE and NLMC models with the results failing to support the context effect predicted by the MoE model. However, one limitation of the re-analyses is that we used data sets from experiments using a trial-by-trial design in which the perturbation had a mean of 0° and varied randomly from trial to trial. With this design, we cannot examine the cumulative effects of adaptation, a situation in which a change in learning rate would be especially pronounced. In this section, we present two experiments involving a block design, similar to that employed by Albert et al. (2021) [11] but entail manipulations that control for the sampling bias problem.

For these experiments, we used an error clamp for the perturbation [7]. In this paradigm, the position of the feedback cursor is fixed with respect to the target location rather than the participant's actual movement direction. Participants are instructed to ignore the feedback and aim directly to the target. Despite these instructions, their behavior shows all the hallmarks of adaptation: The hand path gradually shifts in the direction opposite the cursor and a pronounced after-effect is observed when the perturbation is removed. Because the "error" is not reduced as adaptation occurs, the extent of adaptation is not yoked to the size of the error. Indeed, adaptation will asymptote around 20° - 30° even in response to a clamped perturbation of 1.5° [17]. Moreover, as mentioned before, the learning rate of this process scales with small errors before saturating in response to large errors (>7.5°), resulting in a non-linear function. One advantage of the clamped feedback over standard methods using response-contingent feedback is that there is no contamination from explicit learning processes (e.g., re-aiming); indeed, participants report their hand position to be close to the target throughout adaptation [22].

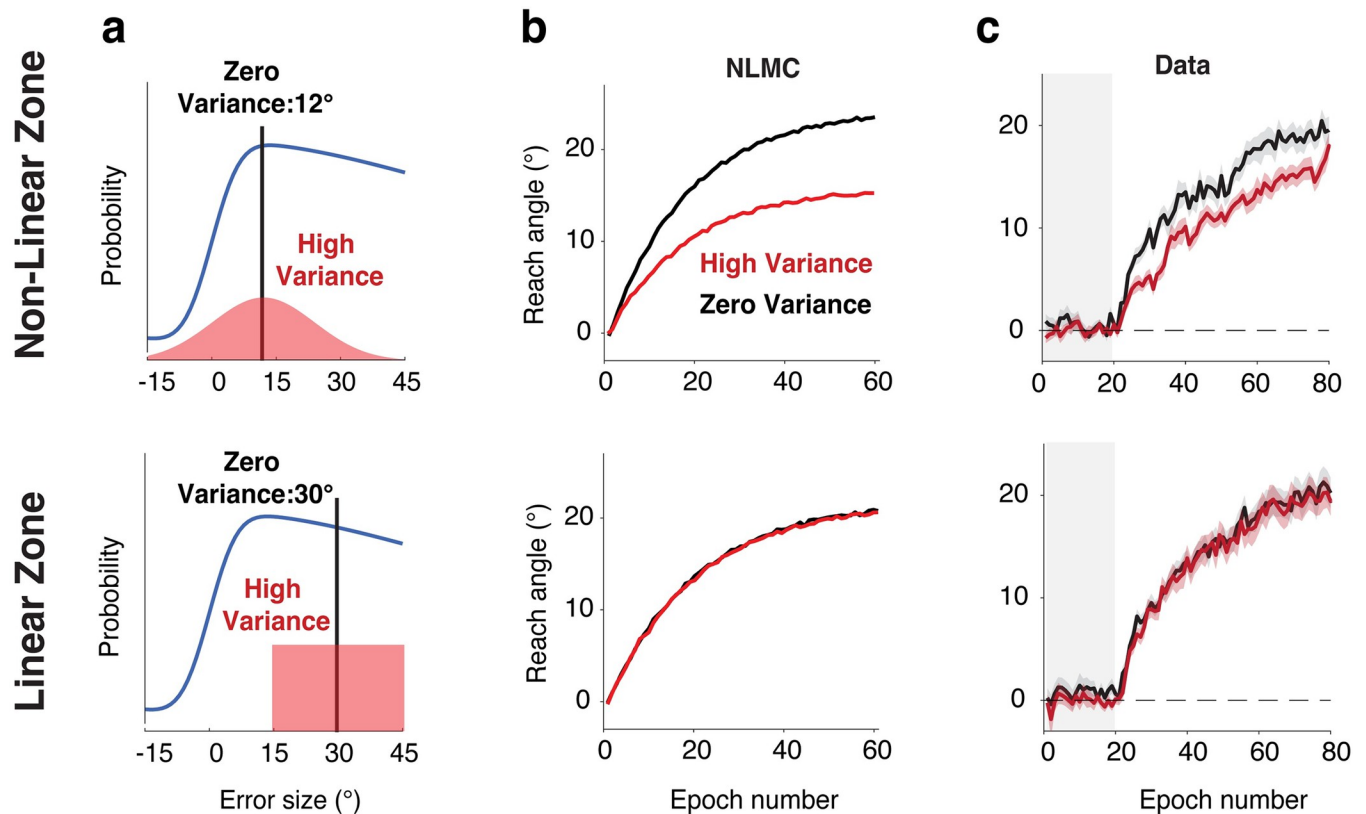


Fig 3. Influence of error variance on adaptation in the clamp rotation task. | a) Distribution of clamp sizes in Exp 1 (top) and Exp 2 (bottom). In Exp 1, the mean was at 12° for both the High (red) and Zero (black) conditions, with the distribution for the High condition spanning the non-linear zone of the response correction function. In Exp 2, the mean was at 30° and the distribution for the High condition was restricted to the linear, descending zone of the response correction function. b) Simulations of adaptation functions based on the NLMC model. We do not visualize the prediction of the MoE given that it predicts asymptotic values greater than 100°. c) Experimental results in both experiments are consistent with the predictions of the NLMC model. Gray area indicates the no-feedback baseline. Shaded area indicates SE.

<https://doi.org/10.1371/journal.pcbi.1011951.g003>

In the first experiment, we used the error clamp method as an alternative way to test if adaptation is attenuated in a high variance condition compared to a no variance condition. For both conditions, the mean of the distribution was 12° and the size of the clamp was either drawn from a high variance distribution (SD = 12°) or a distribution with zero variance (Fig 3a, top). We selected the mean value to be near the concave, non-linear zone of the response correction function. This will create error distributions similar to that experienced during the later phase of learning in Albert et al. (2021) [11] where the difference between the high and zero conditions is greatest. By centering the distribution in the concave zone, we also maximize the sampling bias between the two conditions such that smaller and larger deviations from the mean value will not offset each other (keeping this constant across the experimental block). From this, the NLMC predicts a difference between the high variance and low variance condition (Fig 3b, top). Theoretically, the MoE model also predicts a difference between the two conditions. However, given that the error size never decreases, if error sensitivity continuously increases, these models would predict a very large asymptote (> 100°) based on parameters estimated from the Albert et al. (2021) [11] data.

Similar to the prediction of NLMC, participants in the high variance group exhibited a slower rate and lower asymptote than participants in the zero-variance group (Fig 3c, top). A mixed ANOVA showed a main effect of perturbation variance ($F(1,67) = 8.4, p = 0.005$, full

results in Table A in [S1 Appendix](#)). When we averaged hand angle across the training section, we obtained a similar result ($t(71) = 3.4$, $p = 0.001$, $BF_{10} = 25.7$). Thus, a high variance perturbation results in attenuated implicit adaptation when the errors are sampled from the non-linear zone of the motor correction function.

The more critical test arises when the perturbation distribution is such that the sampled errors are restricted to one of the linear regions of the response correction function ([Fig 3a](#), bottom). In Experiment 2, we opted to focus on large errors where the correction function is decreasing given that the ascending part is too narrow to adequately create a high variance condition. Rather than use a Gaussian distribution, we employed a uniform distribution for the High variance condition, with the clamp size ranging from 15° to 45° . In this way, we avoided trials in which the clamp was from the non-linear zone. For the Zero variance condition, the clamp was always at 30° . The MoE model predicts that there will be an effect of perturbation variance, reflecting the slower sensitization of adaptation when there is a large difference in clamp size across neighboring trials. In contrast, the NLMC model predicts there will be no difference between the conditions. The results are again consistent with the NLMC model ([Fig 3c](#), bottom). A mixed ANOVA showed no effect on perturbation variance ($F(72,1) = 0.01$, $p = 0.92$, full results in Table B in [S1 Appendix](#)). When we averaged the hand angle data across training, we observed no difference between the high and zero variance conditions with the Bayes factor indicating substantial support for the null hypothesis ($t(61) = 0.24$, $p = 0.81$; $BF_{10} = 0.26$).

We focused on the Hybrid model as an additional test of whether error sensitivity changes over the course of learning. Here we fit the data from both Exps 1 and 2 simultaneously, with the parameters determined at the group level. To estimate the distribution of the hyper learning rate and hyper retention rate of error sensitivity parameters, we fixed the other parameters and performed a bootstrapping analysis ([Fig H](#) in [S1 Appendix](#)). The results showed that the hyper modulation rate was always zero (and the hyper retention rate of the error sensitivity was highly variable since it had no influence on the model's behavior given the hyper learning rate is zero). Thus, this second test indicates that error sensitivity is not modulated during learning. Indeed, the best-fitting Hybrid model becomes effectively, identical to the NLMC model.

Taken together, the results of the two experiments fail to support the hypothesis that adaptation is sensitive to error history. Rather, the data point to a model in which adaptation is a rigid process, one in which the output of the system is dictated by the size of the experienced error.

Discussion

A hallmark of intelligence is the ability to modify behavior in response to an uncertain and variable environment. Consider the golfer out on the links on a blustery day. A skilled player will consider the direction and speed of the wind when choosing her club or orienting her stance prior to striking the ball. The unskilled player will also face this challenge, but her ability to learn from each outcome is likely to be limited given the uncertainty in determining if an errant shot was due to the impact of a wind gust or inconsistency in her swing.

Experimentally, numerous studies have highlighted how the rate of learning is modified as a function of uncertainty [[1,23–28](#)]. For example, learning is attenuated when the size and direction of the perturbation randomly changes across trials compared to when the perturbation is fixed [[2,3](#)]. While it is clear that uncertainty influences how willing we are to change a policy or strategy [[14,26,29](#)], the influence of uncertainty on the automatic, implicit process that keeps the sensorimotor system precisely calibrated remains the subject of debate. Many

studies have shown that the implicit system is surprisingly rigid, insensitive to environmental statistics [12,13] or task demands [5,7,13].

In contrast, one influential theory, the Memory of Error model, posits that this system retains a history of experience memory, using this information to modulate error sensitivity [2]. Support for this model comes from a recent study reporting that the rate of adaptation is influenced by the variability of errors, and in particular is attenuated when exposed to an environment in which the perturbation schedules are variable compared to when it fixed [11]. Here we report results that offer an alternative interpretation of the effect of error variability. In a series of simulations, we found that error variability impacts implicit adaptation because of a sampling bias present in a high variance condition compared to a low variance condition. This bias arises when one assumes that the trial-by-trial adjustment in the sensorimotor map is determined by a fixed non-linear motor correction function: In the high variance condition, samples are drawn from both the ascending and descending (or linear) zones of this function, whereas in the zero variance condition, all of the samples are identical (subject to noise). The net result of this bias is that cumulative learning will be attenuated in the former. To complement the simulations, we conducted two experiments in which we controlled the sampling bias by using an error clamp. When the bias was present, we observed attenuated learning in a high variance condition compared to a low variance condition. Critically, when the bias was eliminated by limiting sampling to a linear zone of the motor correction function, there was no effect of error variability. Taken together, the simulations and empirical results are consistent with the hypothesis that implicit adaptation is rigid, insensitive to the uncertainty of the environment.

As noted above, our interpretation of the present work is based on the assumption that there exists, *a priori*, a fixed motor correction function. One could argue that the Memory of Error model provides a mechanistic account of how this non-linear function emerges with experience. Namely, error sensitivity will be lower for large errors simply because these are experienced less frequently than small errors. Indeed, as shown in Albert et al. (2021) [11], their model predicts a motor correction function that bears a non-linear shape within a limited range (0–30°; Fig Fa in S1 Appendix), independent of how the function is initialized. We agree that this function is likely the result of experience. But this experience reflects a lifetime of experience rather than emergent from the specific conditions of a given experiment. This hypothesis is consistent with multiple lines of evidence. First, error sensitivity varies with error size in the initial responses to a perturbation [17,18]. Second, the non-linear motor correction function (and correspondingly, non-constant error sensitivity function) is also observed in tasks that randomly vary the sign and size of the perturbation from trial to trial [13,19,20,30]. In contrast, the model presented in Albert et al. (2021) [11] predicts a linear motor correction function (i.e., constant error sensitivity, see Fig Fc in S1 Appendix) under a random perturbation schedule: The enhancing effect that would occur when an error of a given size is repeated would be nullified by the attenuating effect that occurs when the sign reverses for that sized error. Third, the motor correction function is not affected by the probability of sign reversals [12,13]. In sum, the assumption of an *a priori* non-linear motor correction function provides a parsimonious account of this prior work and the present results.

Given the astonishing flexibility with which humans learn and perform motor skills, it may seem paradoxical to argue that the implicit system is insensitive to environmental uncertainty. While the main basis of our argument is empirical—to date, the evidence points to an inflexible, rigid system—we note that this rigidity constraint may be a feature of a system that imposes some degree of modularity between processes associated with action selection and processes associated with movement implementation. The adaptation system is designed to keep the sensorimotor system exquisitely calibrated. While we, as experimenters can introduce

large perturbations, these are unlikely to occur in natural behavior; rather, the adaptation system is designed to adjust to the small movement errors we typically experience due to misperceptions of the environment [31–34], changes in bodily state [1,35,36], or intrinsic motor biases [37,38]. We adapt to these changes in an automatic manner, using error information to recalibrate the system within the present context without needing to change the control policy (i.e., action selection). In contrast, when operating in a novel environment (e.g., taking up a new skill), we are likely to experience large errors that may require the derivation of a new control policy. The ability to derive, implement, and evaluate a new control policy is key to the flexibility of the motor system. These processes are modulated by environmental uncertainty [14,29]. In essence, we propose that, whereas uncertainty can motivate a need for a change in action selection, the adaptation system is designed to ensure that the selected action is properly executed, independent of the optimality of that action.

We note that performance changes resulting from the adaptation system may be modulated by context, even if the parameters of this system are insensitive to the statistics of the environment [39]. For example, when participants are re-exposed to a perturbation after the system has been reset (i.e., a washout phase), implicit adaptation is attenuated [40,41]. We have proposed a neurophysiological-feasible model of the cerebellum in which contextual effects are an emergent property of the population activity of units that embody the rigid properties of the NLMC model [42]. The aggregate response of the system produces contextual effects due to persistence in the activation of the units, even though the learning parameters of the units themselves remain rigid.

Materials and methods

Ethics statement

The study was approved by the Institutional Review Board at the University of California, Berkeley (Protocol 2016-02-8439) and adhered to the principles expressed in the Declaration of Helsinki. All participants provided written informed consent to participate in the study.

Models

Estimating the motor correction function. A primary goal of this study was to ask if the effect of error variability on adaptation might be a statistical artifact due to biases when sampling from a non-linear motor correction function. This function has been observed in many studies [19]. For the simulations reported in this paper, we derived a motor correction function from data reported in previous studies that measured the trial-by-trial response of the implicit adaptation system to a range of error sizes. The primary data was from Experiment 2 of Tsay et al. (2021) [20] since the perturbation sizes spanned a large range with relatively high sampling resolution. Non-contingent visual feedback was used in that study, a method designed to isolate implicit visuomotor adaptation [7]. The participant reached to a visual target and a feedback cursor was presented at the radial distance of the target but with an angular displacement defined relative to the target rather than the participant's hand position. This displacement varied randomly across trials (19 conditions: 0°, ± 1.5°, 3.5°, 10°, 18°, 30°, 45°, 60°, 75°, 90°). Participants were fully informed that they had no control over the location of the feedback and should ignore it, always attempting to reach directly to the target. With these instructions, trial-by-trial changes in reaching behavior are implicit¹².

To obtain a continuous motor correction function, we fit the empirical data with a model that encompasses features of two models for implicit learning: Visual uncertainty [20] and relevance inference [19]. We used the visual uncertainty model to capture the increase in the size of the motor correction as the error size increases over a range of small errors [20]. The model

assumes that the average motor correction for a given error size depends on the probability, p ($positive|e$), that the participant perceived/considered the error in the correct direction:

$$p(positive|e) = \int_{-\pi}^{\pi} sign(e') Norm(e - e', \sigma_v) de' \quad [1]$$

where $sign(e')$ indicates the sign of the perceived error, e' , and σ_v is the noise in the visual system; $Norm(e, \sigma_v)$ is the probability of observing e from a normal distribution centered at 0 with a standard deviation of σ_v . We note that there are alternative accounts for the rise in the motor correction function for small errors [17,43,44]. As such, our use here of the visual uncertainty model is motivated by pragmatic considerations; the results would be near-identical if we were to employ a different model (e.g., one based on uncertainty concerning motor noise).

The relevance estimation model was used to capture the decrease in the size of the motor correction for large errors. The core premise of this model is that large errors are likely to be attributed to sources independent of the motor system, and thus not relevant for recalibration of the motor system. Following the derivation of Wei and Kording (2009), error relevancy, p ($relevant|e$), is determined by the size of the error signal:

$$p(relevant | e) = S \cdot \frac{Norm(e, \sigma_p)}{Norm(e, \sigma_p) + C} \quad [2]$$

S and C are scaling factors that, jointly represent the prior belief of how likely an error is related to the motor system ($S > 0$, $C > 0$). σ_p is the proprioception noise.

Taken together, the motor correction function can be described as:

$$M(e) = k * p(positive|e) * p(relevant|e) \quad [3]$$

where $M(e)$ is the motor correction to an error of size e , and k is another scaling factor ($k > 0$). This parameter ends up being multiplied with S (kS), and thus, we only estimate the product of these two parameters rather than their individual value. We obtained the continuous motor correction function by fitting this model with the median of the empirically observed error corrections [20], minimizing the residual square error. We opted to use this relatively complex model because simple models (polynomial function, visual uncertainty model alone, relevance inference model alone) do not capture both the rapid rise and gradual decline of the motor correction function. Fig I in [S1 Appendix](#) provides a visualization of $p(positive|e)$ and $p(relevant|e)$.

To calculate the error sensitivity function, $z(e)$, the motor correction function was normalized by e :

$$z(e) = \frac{M(e)}{e} \quad [4]$$

To construct the average motor correction function for the high-variance condition, $M_{high}(e)$, and low (zero) variance condition, $M_{low}(e)$, we computed the convolution between $M(e')$, and the perturbation distribution, $norm(e - e', S.D.)$, and integrated over e' :

$$M_{high}(e) = \int_{-\pi}^{\pi} M(e') Norm(e - e', 12^\circ) de' \quad [5]$$

$$M_{low}(e) = \int_{-\pi}^{\pi} M(e') Norm(e - e', 0^\circ) de' = M(e) \quad [6]$$

where e is the expectation value of e' . To simulate the results for Albert et al. (2021) [11], we set the standard deviations to 12° and 0° in the High and Zero variance conditions, respectively.

To establish the generality of our findings, we repeated the simulations with a motor correction derived from the data in Hutter and Taylor (2018) [13]. In that study, the implicit component of learning was estimated by subtracting out the contribution of strategy use through verbal aim reports (Fig B a-c in [S1 Appendix](#)). We performed additional simulations with a variety of hypothetical motor correction functions (Fig Bd in [S1 Appendix](#)).

State-space model. To model learning, we used a standard version of a state-space model:

$$x(n+1) = a*x(n) + b(e, n)e(n) + \varepsilon_x(n) \quad [7]$$

where x is the internal estimate of the motor state (i.e., hand movement required to compensate for the perturbation), a is the retention factor, $e(n)$ is the size of the perturbation on trial n , b is the error sensitivity for a given error size, and ε_x represents planning noise.

The actual motor response on trial n is given as:

$$y(n) = x(n) + \varepsilon_y(n) \quad [8]$$

where y is the reaching direction relative to the target, determined by $x(n)$ and the motor noise, ε_y .

Non-Linear Motor-Correction Model (NLMC). The NLMC model embeds the non-linear motor correction function into the state-space model. On each trial, error sensitivity is directly read out from the motor correction function based on the experienced error:

$$b(e, n) = kM(e)/e \quad [9]$$

where k is a constant that scales the error sensitivity function (see details below). Note that whereas error sensitivity function, b , is modulated by experience in the MoE model; it is fixed across trials in the NLMC model. So that we can rewrite the Eq [7] as follow:

$$x(n+1) = a*x(n) + kM(e) + \varepsilon_x(n) \quad [10]$$

Memory of Error Model (MoE). We compared the NLMC model to the MoE model introduced by Herzfeld [2] and extended by Albert et al. (2021) [11]. In the MoE, error sensitivity, b , is a constant at the beginning of learning:

$$b(e, 1) = b_0 \quad [11]$$

The key assumption of the MoE model is that b is modulated by the experienced error during training. Specifically, $b(e, n)$ increases when $e(n-1)$ and $e(n)$ share the same sign, and $b(e, n)$ decreases when the sign for $e(n-1)$ and $e(n)$ differ:

$$b(e(n), n+1) = b_0 + \alpha*(b(e(n), n) - b_0) + \beta*sign(e(n)*e(n+1)) \quad [12]$$

where β and α are the learning rate and retention rate of b , respectively. We used a simple method to account for how the updating of b generalized across error sizes, binning $b(e)$ across a 3° window. For example, when an error of 10° is observed, the error sensitivity for the bin ($9-11^\circ$) is updated. We used the 3° bin size to be consistent with [21]. The qualitative performance of the model would be minimally impacted if the size of the bin was changed or replaced with a Gaussian function.

Hybrid model. Motivated by a commentary provided by Albert and Shadmehr (2022) [21], we included a model that combines core features of the NLMC and MoE models. This model initializes error sensitivity according to the non-linear motor correction function and

modulates the sensitivity values following the algorithm of the MoE model:

$$b(e, 1) = kM(e)/e \quad [13]$$

$$b(e(n), n + 1) = b_0(e) + \alpha*(b(e(n), n + 1) - b_0(e)) + \beta*sign(e(n)*e(n + 1)) \quad [14]$$

Model simulations. For simulations reported in the main text, we simulated the results of Albert et al. (2021) [11] with the NLMC model using a motor correction function, $M(e)$, fit with the data from Tsay et al. (2021) [20] (see Fig 1). In a secondary analysis, we repeated this process using the data from Hutter and Taylor (2018) [13] (Fig B in S1 Appendix) to obtain the motor correction function. While the shapes of those functions are similar, the magnitude of the effect is much smaller than that in [20]. This is likely due to the fact that feedback was only presented at the end of the movement and the target was turned off with feedback onset; in most studies, the feedback is continuous and the target remain visible. Given this, we opted to scale the motor correction function such that sensitivity to a 30° error at baseline matched that reported in Albert et al. (2021) [11]. To accomplish this, we set $k = 4$ for the function derived from [20]. Applying the same logic, we set $k = 0.4$ for simulations using the function for [13], again, seeking to match the baseline sensitivity in response to a 30° error. The retention factor a was set as 0.945, a value obtained from the washout phase of Experiment 6 in [11]. For simulations with the MoE, we used the parameters reported by [11]: $\alpha = 0.9568$, $\beta = 0.0558$, $b_0 = 0.037$, $a = 0.945$.

We assume that learning is the same for reaches to each of the four targets and thus only simulated learning at one target for each participant. The decision noise, ϵ_x , can influence learning [45]. However, the value of this parameter does not influence the comparison between error variability conditions; as such, we set it to 0 for simplicity. The motor noise, ϵ_y , were sampled from a normal distribution with a mean of 0 and an S.D. of 3°, values selected to match baseline motor variability in [11]. We note that for motor variability, we only include motor noise measured from the baseline section. This might underestimate the motor variability since the motor variance for the individual participant during the learning is much larger compared with the prediction of the model, perhaps because of active exploration. Consistent with the experimental design of [11], the perturbation in the zero-variance condition was always set to 30°. The perturbations in the high-variance condition were randomly sampled from a normal distribution with a mean of 30° and S.D. of 12°. The displayed simulation results were the average of the simulated behavior of 100 participants for each perturbation variance condition.

To simulate the model predictions in the trial-by-trial design in Hutter & Taylor (2018) [13], we fixed all the parameters of the model as described above and applied a different perturbation schedule. The motor correction function was from Tsay et al. (2021) [20]. The errors were sampled from $\pm 4^\circ, 8^\circ, 16^\circ, 32^\circ$. The simulations were composed of cycles in which each of the nine errors were sampled once. The displayed results for each simulation are the average of 400 runs, with each run composed of 8000 trials. We then scaled the change in hand angle on trial $n-1$ to be matched to that observed in [13]. To simulate model predictions for our new experiments with clamp feedback, we set $k = 3$ and kept all of the other parameters unchanged.

Model fitting. To fit the Hybrid model to the data in Albert et al. (2021) [11], we applied a grid search in which α and β ranged from 0–1 with a step size of 0.01, and k ranged from 0–5 with a step size of 0.1. We fit the model to the learning functions from the High and Zero conditions simultaneously. Given that there is minimal generalization between targets spaced by 90° [7], we simulated learning at each target separately, repeating this process for each

participant. We used the actual errors experienced by the participants as input to the model in generating the learning functions. To evaluate the fit, we compared the behavioral data with the model prediction to compute the squared residual error. Given that we employed the actually experienced errors, motor noise was set to 0 during model fitting. The squared residual errors were summed across targets and participants. In describing the performance of the Hybrid model, we use the parameter set that generated the smallest sum squared residual error. We also fitted the Hybrid model to Exp 1–2 simultaneously. Besides the hyper parameters α , β , and k , we also fitted the four parameters that decided the non-linear motor correction function (σ_v , σ_p , S , C). After that, we fixed σ_v , σ_p , S , C , and k , and performed the bootstrap at the participant level for 100 times to estimate the variation of α , β .

Albert et al. (2021)

Albert et al. (2021) [11] examined the influence of perturbation variability on sensorimotor adaptation. Across several experiments, they found learning with high perturbation variance is attenuated compared to the no variance condition, and when they isolated the contribution of the implicit and the explicit systems, they found that this difference rests exclusively in the implicit system. We focus here on Experiment 6 of their paper since this used a design in which performance changes are likely to be dominated by implicit adaptation. Moreover, this is the experiment they used to formally examine the MoE model. To limit the use of explicit strategies in that experiment, participants were required to initiate the response within 250 ms of the onset of the target, minimizing preparation time. The target appeared at one of four locations ($\pm 45^\circ$, $\pm 135^\circ$), with each location visited once during a cycle of four trials. On perturbation trials, the visual feedback was rotated relative to hand position. The rotation was always 30° in the Zero variance condition; in the High variance condition, the actual rotation on each trial was sampled from a normal distribution with mean = 30° and SD = 12° . The experiment consisted of 40 baseline trials, 240 training trials with perturbations, and 40 no-feedback trials.

Analyses of data in trial-by-trial designs

As noted, MoE postulates that error sensitivity will increase when recently experienced errors are similar and decrease when they are different. However, flip of error rarely occurs in blocked designs so the primary effect of error memory is to enhance familiar errors. In contrast, trial-by-trial designs in which the size of the perturbation varies randomly across trials will yield many sign changes, providing a strong test of the MoE mode.

To determine whether the error sensitivity is modulated in a trial-by-trial design, we performed an analysis of published data from two studies [13,20]. The MoE and Hybrid models postulate that error sensitivity will increase when the errors experienced on trials $n-1$ and n are similar: If a similar error is experienced on trial $n+1$, the change in heading angle will be larger than that which had been observed on trial $n-1$. Likewise, if there is a sign change between trials $n-1$ and n and the error on trial $n+1$ is similar to that of trial $n-1$, the response to the former will be attenuated with respect to the response to the latter. To examine this prediction, we selected triplets of trials where the errors on trials $n-1$ and $n+1$ were of the same sign and the difference between them was smaller than 2° . We used a criterion of 2° boundary to maximize resolution while maintaining a reasonable sample size (~ 20 trials/participants). Following the implementation of the MoE model in Herzfeld et al. [2], we computed the change in hand angle on trial n (relative to $n-1$) and $n+2$ (relative to $n+1$) respectively, grouping the results based on whether the error on trial n shared the same sign as $n-1$ and $n+1$. Note, when all of the trials in a triplet share the same error sign, learning will accumulate so that the change in

hand angle will reflect single-trial learning as well as forgetting. Thus, we fit a state space model to estimate the retention rate of the system and corrected for forgetting in calculating the change in heading angle. We performed an identical analysis on simulated data generated from each of the three models.

Clamp rotation task

We report two experiments using a blocked design with clamped feedback. A challenge to examining how perturbation of variance influences implicit adaptation is that the effect of perturbation variability will be impacted by the non-linear motor correction function. By making the error independent of the movement, we can control the distribution of experienced errors and thus control the potential effect of sampling bias due to the non-response motor correction function.

Participants. 160 young adults (76 female, age: 24.3 ± 6.5) were recruited for online experiments using the website Prolific.io. The participants performed the experiment on their personal computers through OnPoint, a web-based platform for motor learning experiments [46]. Based on a prescreening survey employed by Prolific, the participants were right-handed and had normal or corrected-to-normal visions. Participants received \$8 financial compensation for their participation.

Experimental task and protocol. To start each trial, the participant moved a white cursor (radius: 0.6% of screen height) to a white start circle (radius: 1% of the screen height) positioned at the center of the screen. After 500 ms, a blue target circle (radius: 1% of the screen height) appeared with the radial distance set to 40% of the screen size. There were four possible target locations ($\pm 45^\circ$, $\pm 135^\circ$). The participant was instructed to produce a rapid, out-and-back movement, attempting to intersect the target. In most trials (see below), the cursor was visible during the outbound phase of the movement until the amplitude of the cursor movement reached the target distance. The cursor was then presented at the target distance for 50ms, after which both the cursor and target disappeared. To help guide the participant back to the start location, the cursor appeared when the hand was within 40% of the target distance. If the movement time was >500 ms, the message "Too Slow" was presented on the screen for 500 ms.

The experiment began with a familiarization phase that consisted of two blocks of trials: 40 without feedback (cursor blanked at movement onset and reappeared only when the hand was within 40% of target distance on inbound movement) followed by 40 trials with veridical, online feedback where the cursor tracked the position of the hand throughout the outbound of the movement. Following this, participants were tested on a learning block consisting of 240 trials with clamped feedback. For these trials, the radial position of the cursor was based on the radial extent of the movement, but the angular position was predetermined with respect to the target position (see below) and followed a straight-line trajectory along this angle. Thus, the angular position was independent of the position of the hand. The cursor remained visible until the movement reach the radial distance of the target and then disappeared. Prior to the learning phase, participants were informed that they would no longer control the movement direction of the cursor. They were instructed to ignore the cursor, attempting to always reach directly to the target.

To examine the effect of perturbation variance on adaptation, we conducted two experiments, one in which the clamp angle was always sampled from the non-linear zone of the motor correction function (Exp 1) and the other in which the clamp angle was always sampled from a linear zone of the motor correction function (Exp 2). We compared the effect of Zero and High variance clamps. In Exp 1, the clamp angle was fixed at 12° for the Zero variance

group whereas the clamp value on each trial in the High variance group was sampled from a Gaussian distribution centered at 12° and a standard deviation of 12°. As such, participants will experience errors from the ascending and descending zones of the motor correction function. In Exp 2, the clamp angle was fixed at 30° for the Zero variance group and the clamp angle for each trial in the High variance group was sampled from a uniform distribution that ranged from 15 to 45°. We opted to use this distribution to ensure that all of the experienced errors were from the descending zone of the motor correction function.

Data analyses

Data analyses were conducted with MATLAB 2020b. Hand angle was calculated as the angular difference between the target and the hand position at the target radius. We averaged the hand angle values over cycles of four trials (1 reach to each of the four targets per cycle). Positive values indicate hand angles in the opposite direction of the perturbation, the direction one would expect due to adaptation. We excluded trials with a movement time that was longer than 500 ms or an angular error larger than 70°. We excluded the data from six participants who had less than 70% valid trials, resulting in final sample sizes of 76 for Exp 1 (Zero = 37; High = 39) and 78 for Exp 2 (Zero = 38; High = 40).

To examine the effect of clamp variance in the linear-zone and non-linear zone, we used a mixed ANOVA. Epoch number, error variance, and their interaction were treated as fixed effects and participant as a random effect. The dependent variable was hand angle. For the t-tests, we report the Bayes factor (BF10), reflective of the ratio of the likelihood of the alternative hypothesis (H1) over the null hypothesis (H0). This value is used to quantify the support for one model over the other [47]. BF10 = 1 means the data cannot distinguish between the null model and alternative model; BF10 < 1/3 means there is substantial evidence in favor of the null model over the alternative model. In all tests, we confirmed that the data met the assumptions of a Gaussian distribution and homoscedasticity.

Supporting information

S1 Appendix. Supplementary Information.
(PDF)

Author Contributions

Conceptualization: Tianhe Wang, Guy Avraham, Jonathan S. Tsay, Sabrina J. Abram, Richard B. Ivry.

Data curation: Tianhe Wang.

Formal analysis: Tianhe Wang.

Supervision: Richard B. Ivry.

Visualization: Tianhe Wang.

Writing – original draft: Tianhe Wang.

Writing – review & editing: Tianhe Wang, Guy Avraham, Jonathan S. Tsay, Sabrina J. Abram, Richard B. Ivry.

References

1. Burge J, Ernst MO, Banks MS. The statistical determinants of adaptation rate in human reaching. *J Vis.* 2008; 8: 20.1–19. <https://doi.org/10.1167/8.4.20> PMID: 18484859

2. Herzfeld DJ, Vaswani PA, Marko MK, Shadmehr R. A memory of errors in sensorimotor learning. *Science*. 2014; 345: 1349–1353. <https://doi.org/10.1126/science.1253138> PMID: 25123484
3. Gonzalez Castro LN, Hadjiosif AM, Hemphill MA, Smith MA. Environmental consistency determines the rate of motor adaptation. *Curr Biol*. 2014; 24: 1050–1061. <https://doi.org/10.1016/j.cub.2014.03.049> PMID: 24794296
4. Taylor JA, Krakauer JW, Ivry RB. Explicit and Implicit Contributions to Learning in a Sensorimotor Adaptation Task. *Journal of Neuroscience*. 2014; 34: 3023–3032. <https://doi.org/10.1523/JNEUROSCI.3619-13.2014> PMID: 24553942
5. Taylor JA, Ivry RB. Cerebellar and prefrontal cortex contributions to adaptation, strategies, and reinforcement learning. *Prog Brain Res*. 2014; 210: 217–253. <https://doi.org/10.1016/B978-0-444-63356-9.00009-1> PMID: 24916295
6. Taylor JA, Ivry RB. The role of strategies in motor learning: The role of strategies in motor learning. *Ann N Y Acad Sci*. 03/2012; 1251: 1–12.
7. Morehead JR, Taylor JA, Parvin DE, Ivry RB. Characteristics of Implicit Sensorimotor Adaptation Revealed by Task-irrelevant Clamped Feedback. *J Cogn Neurosci*. 06/2017; 29: 1061–1074. https://doi.org/10.1162/jocn_a_01108 PMID: 28195523
8. Mazzoni P, Krakauer JW. An implicit plan overrides an explicit strategy during visuomotor adaptation. *J Neurosci*. 2006; 26: 3642–3645. <https://doi.org/10.1523/JNEUROSCI.5317-05.2006> PMID: 16597717
9. Wang T, Taylor JA. Implicit adaptation to mirror reversal is in the correct coordinate system but the wrong direction. *J Neurophysiol*. 2021; 126: 1478–1489. <https://doi.org/10.1152/jn.00304.2021> PMID: 34614369
10. Wilterson SA, Taylor JA. Implicit Visuomotor Adaptation Remains Limited after Several Days of Training. *eNeuro*. 2021; 8. <https://doi.org/10.1523/ENEURO.0312-20.2021> PMID: 34301722
11. Albert ST, Jang J, Sheahan HR, Teunissen L, Vandevoorde K, Herzfeld DJ, et al. An implicit memory of errors limits human sensorimotor adaptation. *Nature Human Behaviour*. 2021; 5: 920–934. <https://doi.org/10.1038/s41562-020-01036-x> PMID: 33542527
12. Avraham G, Keizman M, Shmuelof L. Environmental consistency modulation of error sensitivity during motor adaptation is explicitly controlled. *J Neurophysiol*. 2020; 123: 57–69. <https://doi.org/10.1152/jn.00080.2019> PMID: 31721646
13. Hutter SA, Taylor JA. Relative sensitivity of explicit reaiming and implicit motor adaptation. *J Neurophysiol*. 2018; 120: 2640–2648. <https://doi.org/10.1152/jn.00283.2018> PMID: 30207865
14. Behrens TEJ, Woolrich MW, Walton ME, Rushworth MFS. Learning the value of information in an uncertain world. *Nat Neurosci*. 2007; 10: 1214–1221. <https://doi.org/10.1038/nn1954> PMID: 17676057
15. Collins A, Koechlin E. Reasoning, learning, and creativity: frontal lobe function and human decision-making. *PLoS Biol*. 2012; 10: e1001293. <https://doi.org/10.1371/journal.pbio.1001293> PMID: 22479152
16. Wolpert DM, Doya K, Kawato M. A unifying computational framework for motor control and social interaction. *Philos Trans R Soc Lond B Biol Sci*. 2003; 358: 593–602. <https://doi.org/10.1098/rstb.2002.1238> PMID: 12689384
17. Kim HE, Morehead JR, Parvin DE, Moazzezi R, Ivry RB. Invariant errors reveal limitations in motor correction rather than constraints on error sensitivity. *Commun Biol*. 12/2018; 1: 19. <https://doi.org/10.1038/s42003-018-0021-y> PMID: 30271906
18. Bond KM, Taylor JA. Flexible explicit but rigid implicit learning in a visuomotor adaptation task. *J Neurophysiol*. 06/2015; 113: 3836–3849. <https://doi.org/10.1152/jn.00009.2015> PMID: 25855690
19. Wei K, Körding K. Relevance of Error: What Drives Motor Adaptation? *J Neurophysiol*. 02/2009; 101: 655–664. <https://doi.org/10.1152/jn.90545.2008> PMID: 19019979
20. Tsay JS, Avraham G, Kim HE, Parvin DE, Wang Z, Ivry RB. The effect of visual uncertainty on implicit motor adaptation. *J Neurophysiol*. 2021; 125: 12–22. <https://doi.org/10.1152/jn.00493.2020> PMID: 33236937
21. Albert S, Shadmehr R. Perturbation variance suppresses error sensitivity in the implicit learning system. *bioRxiv*. 2022. p. 2022.09.26.509572. <https://doi.org/10.1101/2022.09.26.509572>
22. Tsay JS, Parvin DE, Ivry RB. Continuous reports of sensed hand position during sensorimotor adaptation. *J Neurophysiol*. 2020; 124: 1122–1130. <https://doi.org/10.1152/jn.00242.2020> PMID: 32902347
23. Körding KP, Wolpert DM. Bayesian integration in sensorimotor learning. *Nature*. 2004; 427: 244–247. <https://doi.org/10.1038/nature02169> PMID: 14724638
24. Hsu M, Bhatt M, Adolphs R, Tranel D, Camerer CF. Neural systems responding to degrees of uncertainty in human decision-making. *Science*. 2005. pp. 1680–1683. <https://doi.org/10.1126/science.1115327> PMID: 16339445

25. McGuire JT, Nassar MR, Gold JI, Kable JW. Functionally dissociable influences on learning rate in a dynamic environment. *Neuron*. 2014; 84: 870–881. <https://doi.org/10.1016/j.neuron.2014.10.013> PMID: 25459409
26. Piray P, Daw ND. A model for learning based on the joint estimation of stochasticity and volatility. *Nat Commun*. 2021; 12: 6587. <https://doi.org/10.1038/s41467-021-26731-9> PMID: 34782597
27. Wei K. Uncertainty of feedback and state estimation determines the speed of motor adaptation. *Front Comput Neurosci*. 2010 [cited 28 Dec 2020]. <https://doi.org/10.3389/fncom.2010.00011> PMID: 20485466
28. Steyvers M, Malmberg KJ. The effect of normative context variability on recognition memory. *J Exp Psychol Learn Mem Cogn*. 2003; 29: 760–766. <https://doi.org/10.1037/0278-7393.29.5.760> PMID: 14516211
29. Browning M, Behrens TE, Jocham G, O'Reilly JX, Bishop SJ. Anxious individuals have difficulty learning the causal statistics of aversive environments. *Nat Neurosci*. 4/2015; 18: 590–596. <https://doi.org/10.1038/nn.3961> PMID: 25730669
30. Robinson FR, Noto CT, Bevans SE. Effect of visual error size on saccade adaptation in monkey. *J Neurophysiol*. 2003; 90: 1235–1244. <https://doi.org/10.1152/jn.00656.2002> PMID: 12711711
31. Odegaard B, Wozny DR, Shams L. Biases in Visual, Auditory, and Audiovisual Perception of Space. Faisal AA, editor. *PLoS Comput Biol*. 2015; 11: e1004649. <https://doi.org/10.1371/journal.pcbi.1004649> PMID: 26646312
32. Flanagan JR, Wing AM, Allison S, Spenceley A. Effects of surface texture on weight perception when lifting objects with a precision grip. *Percept Psychophys*. 1995; 57: 282–290. <https://doi.org/10.3758/bf03213054> PMID: 7770320
33. de C. Hamilton AF, Joyce DW, Flanagan JR, Frith CD, Wolpert DM. Kinematic cues in perceptual weight judgement and their origins in box lifting. *Psychol Res*. 2007; 71: 13–21. <https://doi.org/10.1007/s00426-005-0032-4> PMID: 16311765
34. van Polanen V, Davare M. Sensorimotor Memory Biases Weight Perception During Object Lifting. *Front Hum Neurosci*. 2015; 9: 700.
35. Johnston RB 3rd, Howard ME, Cawley PW, Losse GM. Effect of lower extremity muscular fatigue on motor control performance. *Med Sci Sports Exerc*. 1998; 30: 1703–1707. <https://doi.org/10.1097/00005768-199812000-00008> PMID: 9861603
36. Taylor JL, Butler JE, Gandevia SC. Changes in muscle afferents, motoneurons and motor drive during muscle fatigue. *Eur J Appl Physiol*. 2000; 83: 106–115. <https://doi.org/10.1007/s004210000269> PMID: 11104051
37. Vindras P, Desmurget M, Viviani P. Error parsing in visuomotor pointing reveals independent processing of amplitude and direction. *J Neurophysiol*. 2005; 94: 1212–1224. <https://doi.org/10.1152/jn.01295.2004> PMID: 15857965
38. Vindras P, Desmurget M, Prablanc C, Viviani P. Pointing Errors Reflect Biases in the Perception of the Initial Hand Position. *J Neurophysiol*. 1998; 79: 3290–3294. <https://doi.org/10.1152/jn.1998.79.6.3290> PMID: 9636129
39. Heald JB, Lengyel M, Wolpert DM. Contextual inference underlies the learning of sensorimotor repertoires. *Nature*. 2021; 600: 489–493. <https://doi.org/10.1038/s41586-021-04129-3> PMID: 34819674
40. Avraham G, Morehead JR, Kim HE, Ivry RB. Reexposure to a sensorimotor perturbation produces opposite effects on explicit and implicit learning processes. Gail A, editor. *PLoS Biol*. 2021; 19: e3001147.
41. Hamel R, Dallaire-Jean L, De La Fontaine É, Lepage JF, Bernier PM. Learning the same motor task twice impairs its retention in a time- and dose-dependent manner. *Proc Biol Sci*. 2021; 288: 20202556. <https://doi.org/10.1098/rspb.2020.2556> PMID: 33434470
42. Wang T, Ivry RB. A Cerebellar Population Coding Model for Sensorimotor Learning. *bioRxiv*. 2023. <https://doi.org/10.1101/2023.07.04.547720>
43. Hayashi T, Kato Y, Nozaki D. Divisively Normalized Integration of Multisensory Error Information Develops Motor Memories Specific to Vision and Proprioception. *J Neurosci*. 2020; 40: 1560–1570. <https://doi.org/10.1523/JNEUROSCI.1745-19.2019> PMID: 31924610
44. Makino Y, Hayashi T, Nozaki D. Divisively normalized neuronal processing of uncertain visual feedback for visuomotor learning. *bioRxiv*. 2022. p. 2022.12.02.518946. <https://doi.org/10.1101/2022.12.02.518946>
45. van der Vliet R, Frens MA, de Vreede L, Jonker ZD, Ribbers GM, Selles RW, et al. Individual differences in motor noise and adaptation rate are optimally related. *eNeuro*. 2018; 5. <https://doi.org/10.1523/ENEURO.0170-18.2018> PMID: 30073197

46. Tsay JS, Ivry RB, Lee A, Avraham G. Moving outside the lab: The viability of conducting sensorimotor learning studies online. *Neurons, Behavior, Data analysis, and Theory*. 2021. <https://doi.org/10.51628/001c.26985>
47. Morey RD, Romeijn J-W, Rouder JN. The philosophy of Bayes factors and the quantification of statistical evidence. *J Math Psychol*. 2016; 72: 6–18.