

# Lawrence Berkeley National Laboratory

## Recent Work

### Title

STUDY OF THE REACTION  $n-p \rightarrow n|n$  BETWEEN 1.0 AND 2.4 GeV/c

### Permalink

<https://escholarship.org/uc/item/00n5547c>

### Authors

Nelson, J.E.  
Chaffee, R.B.  
Dahl, O.I.  
[et al.](#)

### Publication Date

1973-05-01

Submitted for publication

LBL-2002  
Preprint c. *J*

STUDY OF THE REACTION  $\pi^- p \rightarrow \pi^0 n$   
BETWEEN 1.0 AND 2.4 GeV/c

RECEIVED  
LAWRENCE  
RADIATION LABORATORY

JUN 13 1973

LIBRARY AND  
DOCUMENTS SECTION


J. E. Nelson, R. B. Chaffee, O. I. Dahl, R. W. Kenney,  
I. R. Linscott, M. Pripstein, T. B. Risser,  
A. Skuja, and M. A. Wahlig

May 1973

Prepared for the U.S. Atomic Energy Commission  
under Contract W-7405-ENG-48

TWO-WEEK LOAN COPY

*This is a Library Circulating Copy  
which may be borrowed for two weeks.  
For a personal retention copy, call  
Tech. Info. Division, Ext. 5545*



LBL-2002  
*J*

*J*

## **DISCLAIMER**

This document was prepared as an account of work sponsored by the United States Government. While this document is believed to contain correct information, neither the United States Government nor any agency thereof, nor the Regents of the University of California, nor any of their employees, makes any warranty, express or implied, or assumes any legal responsibility for the accuracy, completeness, or usefulness of any information, apparatus, product, or process disclosed, or represents that its use would not infringe privately owned rights. Reference herein to any specific commercial product, process, or service by its trade name, trademark, manufacturer, or otherwise, does not necessarily constitute or imply its endorsement, recommendation, or favoring by the United States Government or any agency thereof, or the Regents of the University of California. The views and opinions of authors expressed herein do not necessarily state or reflect those of the United States Government or any agency thereof or the Regents of the University of California.

STUDY OF THE REACTION  $\pi^- p \rightarrow \pi^0 n$   
 BETWEEN 1.0 AND 2.4 GeV/c

J. E. Nelson, R. B. Chaffee,† O. I. Dahl, R. W. Kenney,  
 I. R. Linscott,‡ M. Pripstein, T. B. Risser,§ A. Skuja,||  
 and M. A. Wahlig

Lawrence Berkeley Laboratory  
 University of California  
 Berkeley, California 94720

May 1973

ABSTRACT

The differential cross section for the reaction  $\pi^- p \rightarrow n\pi^0$  has been measured with high statistics at six incident beam momenta between 1.0 and 2.4 GeV/c. The results are compared with predictions of recent phase shift analyses and forward dispersion relations.

While  $\pi^\pm p$  elastic scattering has been studied extensively at low and intermediate energies ( $\lesssim 3$  GeV),<sup>1</sup> the charge-exchange reaction

$$\pi^- p \rightarrow n\pi^0 (\pi^0 \rightarrow 2\gamma) \quad (1)$$

has received comparatively little attention,<sup>2-7</sup> primarily because of the additional complexities of detecting and measuring final states involving neutral particles. Accurate data from this reaction are needed to obtain a unique set of phase shifts for pion-nucleon scattering in this energy region.

We have performed an experiment at the Berkeley Bevatron to study reaction (1) at beam momenta of 1.03 GeV/c and 1.59 to 2.39 GeV/c

in steps of 0.20 GeV/c. Approximately half the data have been analyzed, yielding between 3500 and 8000 charge-exchange events at each momentum. The reaction was identified from the  $\gamma$ -ray information only, using a detector consisting of thin lead-plate optical spark chambers and lead-scintillator shower counters. A salient feature of the experiment was the high  $\gamma$ -ray detection efficiency over more than 90% of the entire  $4\pi$  sr solid angle. As a result of this high efficiency, our charge-exchange data sample had a very low ( $< 5\%$ ) background from other neutral final states. Preliminary results have been reported elsewhere.<sup>8,9</sup>

Figure 1 shows the arrangement of the spark chambers and the scintillation counters surrounding the target. Detailed descriptions of the apparatus and its characteristics may be found in Ref. 9. The  $\pi^-$  beam with a momentum bite of  $\pm 1\%$  was focused onto a liquid hydrogen target 20 cm long by 10 cm in diameter. A set of scintillation-counter hodoscopes defined the beam direction to within  $\pm 0.2^\circ$  (rms). The target was surrounded by anti-coincidence counters  $A_1$  and  $A_2$  which vetoed any interaction that produced charged particles. Beam counters  $M_1M_2M_3$  and anti-coincidence counters  $A_1A_2$  defined a neutral final state trigger by the logical combination  $M_1M_2M_3\bar{A}_1\bar{A}_2$ . A threshold Cerenkov counter monitored the beam contamination of  $\mu^-$  and  $e^-$ . The  $\gamma$ -ray detector consisted of a large cubical array of lead-plate optical spark chambers surrounding the target and covering five sides of a cube, with the sixth side (beam entrance face) being almost completely covered by  $\gamma$  (shower) counters constructed of lead-scintillator sandwiches ( $G_1$  in Fig. 1). This geometry results in an

approximately  $3.7\pi$  sr solid angle for detection of  $\gamma$ -rays. The downstream chamber was approximately 8 radiation lengths thick and the four side chambers were each approximately 7 radiation lengths thick. Each chamber plate was about 0.14 radiation lengths thick. This thin-plate construction ensured a low-energy  $\gamma$ -ray detection threshold of about 10 MeV and a high average detection probability of  $93 \pm 1\%$  per  $\gamma$ -ray for the charge-exchange events.<sup>10</sup>

A description of the data analysis procedures is given in Ref. 9, where preliminary differential cross section estimates were obtained from only the events with two visible showers in the chambers. Here we also include the 1-shower events ( $\sim 15\%$  of the  $\pi^0$  data sample). From the 2-shower sample, the angular distribution of the  $\gamma$ - $\gamma$  bisector direction in the  $\pi^-p$  c. m. system was determined for events with  $\gamma$ - $\gamma$  opening angles near the kinematic minimum opening angle (where the distribution is strongly peaked).<sup>11</sup> The observed 1-shower events are mainly from reaction (1), where the missing photon escaped through the upstream hole of the detector. Thus the 1-shower events provide essential information for the differential cross section near the backward direction. At each beam momentum the angular distribution of the shower direction from the 1-shower events was combined with the 2-shower bisector distribution, and the combined distribution was corrected by a Monte Carlo calculation to yield the true  $\pi^0$  production angular distribution.<sup>12</sup> The resulting  $\pi^0$  distribution, when used as input to the Monte Carlo calculation, reproduced both 1- and 2-shower distributions separately as well as their sum.

The  $\pi^- p \rightarrow \pi^0 n$  differential cross sections are plotted in Fig. 2 and the total cross sections are listed in Table I. At each momentum the differential cross section was fit to a Legendre polynomial series. However in the extreme backward direction, even with the 1-shower events, the data were inadequate and could not be properly corrected by the Monte Carlo calculation. To define this region, previously published values of  $d\sigma/d\Omega$  ( $180^\circ$ ) were used in the fit and are listed in Table I.<sup>2, 4, 5, 7</sup> This significantly reduced the errors on the Legendre coefficients and the correlations between them, but had very little effect on the shape of the fitted angular distribution outside of the extreme backward region. The order of the fit selected was unambiguously determined by picking the lowest even order that gave a reasonable confidence level to the fit. Results are given in Table I (b). The full correlation matrices for the errors have been omitted due to space limitations but are available upon request.

Since the charge-exchange differential cross section is a sensitive test of  $\pi$ -N phase shift parametrizations,<sup>1</sup> we have also plotted recent phase shift predictions<sup>13, 14</sup> in Fig. 2. While the comparison with the data at 1030 MeV/c is fair, the agreement at higher momenta is poor. In particular, the disagreement with Almehed and Lovelace<sup>13</sup> is quite severe at 1790 and 1990 MeV/c.

Finally, by extrapolating the Legendre polynomial fits to  $\cos \theta = +1.0$ , we obtained the forward cross sections which are listed in Table I(a).

For comparison, we also list predictions from dispersion relations.<sup>15</sup> Our result at 1030 MeV/c agrees quite well with the prediction; however at the higher momenta our results are significantly lower than the dispersion relation predictions but are above the lower limit set by the optical theorem.<sup>15</sup> Our results are also systematically lower than those from Refs. 5 and 6 except at 1790 MeV/c, where our result and that of Borgeaud et al.<sup>6</sup> are very nearly identical. The disagreement with ref. 5 is not one of normalization since our total  $\pi^- p \rightarrow \pi^0 n$  cross sections agree very well. This discrepancy is particularly difficult to understand in view of our exceptionally high  $\gamma$ -ray detection efficiency and low background.

We wish to thank Dr. Sherwood Parker and Dr. Charles Rey for their efforts in building the excellent spark chambers, and the Bevatron crew for providing smooth beam conditions. We also thank R. Hogrefe, E. Epstein, T. Daly, M. R. Long, and the group of scanners for their tireless efforts.

#### Footnotes and References

\*Work done under the auspices of the U. S. Atomic Energy Commission.

†Present address: Stanford Linear Accelerator Center, Stanford University, Stanford, California 94305.

‡Present address: Syracuse University, Syracuse, New York 13210.

§Present address: University of California at Santa Barbara, Santa Barbara, California 93106.

|| Present address: Nuclear Physics Laboratory, Oxford University, Keble Road, Oxford, England.



<sup>1</sup>Reviews of pion-nucleon interactions can be found in: a) C. Lovelace, in Proceedings of XVIth International Conference on High Energy Physics, Chicago-Batavia, Illinois, Sept. 6-13, 1972 (NAL, Batavia, 1972), Vol. 3, p. 73 (referred to as the Batavia Conference in subsequent references); b) R. G. Moorhouse, Ann. Rev. Nucl. Sci. 19, 301 (1969).

<sup>2</sup>F. Bulos et al., Phys. Rev. 187, 1827 (1969).

<sup>3</sup>A. S. Carroll et al., Phys. Rev. 177, 2047 (1969).

<sup>4</sup>C. B. Chiu et al., Phys. Rev. 156, 1415 (1967).

<sup>5</sup>H. R. Crouch et al., Phys. Rev. Lett. 21, 849 (1968) and 21, 845 (1968).

<sup>6</sup>P. Borgeaud et al., Phys. Lett. 10, 134 (1964).

<sup>7</sup>V. Kistiakowsky et al., Phys. Rev. D 6, 1882 (1972).

<sup>8</sup>J. Nelson et al., Lawrence Berkeley Laboratory Report LBL-1027, paper No. 628 submitted to the Batavia Conference (1972). These preliminary results of the differential cross sections were based on the 2-shower data sample only.

<sup>9</sup>J. E. Nelson (Ph. D. thesis), Lawrence Berkeley Laboratory Report LBL-1019 (1972) (unpublished).

<sup>10</sup>The average detection probability for multi- $\pi^0$  final states was  $89 \pm 1\%$  per  $\gamma$ -ray, averaged over all  $\gamma$ -ray energies and production lab angles.

<sup>11</sup>Specifically, the opening-angle cut at each momentum was chosen by Monte Carlo calculation to retain 80% of the 2-shower  $n\pi^0$  events.

<sup>12</sup>A description of the (straightforward) extension of the Monte Carlo program described in Ref. 9 to incorporate the 1-shower data will be given in a future publication, along with a complete summary of the entire experiment.

<sup>13</sup>S. Almeded and C. Lovelace, Nucl. Phys. B40, 157 (1972).

<sup>14</sup>R. Ayed et al., paper No. 990 submitted to the Batavia Conference (1972).

<sup>15</sup>G. Hohler and R. Strauss, Table of Pion-Nucleon Forward Amplitudes, University of Karlsruhe preprint (October 1971); G. Hohler et al., Z. Physik. 240, 377 (1970).

#### Figure Captions

Fig. 1. Layout of the apparatus about the hydrogen target.  $G_{1-4}$  are lead-scintillator sandwich counters.  $A_{1,2}$  are charged-particle veto counters.  $M_{2,3}$  are part of the beam telescope  $M_1 M_2 M_3$ .  $M_1$  (not shown) is 5 feet upstream from  $M_2$ .

Fig. 2.  $\pi^- p \rightarrow \pi^0 n$  differential cross-section results. The solid (dashed) curves are phase shift analysis predictions of Almeded and Lovelace<sup>13</sup> (Ayed et al.<sup>14</sup>), evaluated at the momenta listed in the legends.

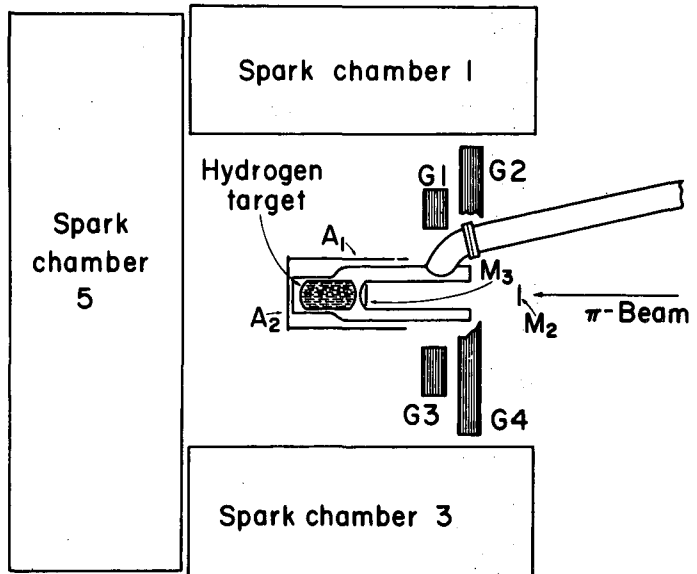
Table I. Cross sections and Legendre coefficients for  $\pi^- p \rightarrow n\pi^0$

a. Cross Sections						
$P_{\pi^-}$ (MeV/c)	1030	1590	1790	1990	2190	2390
$\sigma_{tot}$ (mb)	7.05±0.26	2.03 ±0.10	1.40 ±0.06	1.07 ±0.05	0.77 ±0.04	0.60 ±0.03
$\frac{d\sigma}{d\Omega}$ (0°)(mb/sr)	2.90±0.13	0.31 ±0.03	0.53 ±0.04	0.44 ±0.04	0.36 ±0.03	0.16 ±0.03
$\frac{d\sigma}{d\Omega}$ (0°)(mb/sr) <sup>a</sup>	2.83	0.44	0.61	0.64	0.41	0.19
$\frac{d\sigma}{d\Omega}$ (180°)(mb/sr) <sup>b</sup>	0.20±0.05	0.220±0.025	0.105±0.005	0.048±0.005	0.045±0.005	0.073±0.005
b. Legendre Coefficients: $\frac{d\sigma}{d\Omega}(\cos\theta) = \sum_j C_j P_j(\cos\theta)$ ( $\mu\text{b/sr}$ )						
C <sub>0</sub>	561±7	162±2	111±2	85±2	61±1	48±1
C <sub>1</sub>	-50±17	34±4	70±3	62±3	47±2	37±2
C <sub>2</sub>	916±19	59±6	57±5	54±5	40±3	44±3
C <sub>3</sub>	451±21	115±7	139±6	80±5	46±4	24±4
C <sub>4</sub>	181±21	99±7	145±6	135±6	92±4	58±4
C <sub>5</sub>	958±20	-9±7	50±7	56±6	60±4	33±4
C <sub>6</sub>	-113±22	-41±8	-8±6	3±6	22±4	15±4
C <sub>7</sub>		-105±8	-47±7	-35±6	-10±4	-37±4
C <sub>8</sub>		-3±8	11±7	7±7	-5±4	-27±5
C <sub>9</sub>				33±7	13±5	-6±5
C <sub>10</sub>				-40±7	-10±5	-30±5
C <sub>11</sub>						-9±5
C <sub>12</sub>						7±6
No. of data points	89	94	89	76	73	67
Confidence level	0.32	0.02	0.84	0.90	0.66	0.20
No. of experimental events	8000	6000	5000	4000	4000	3500

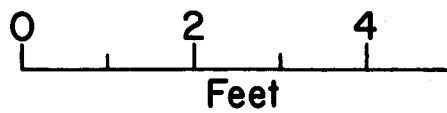
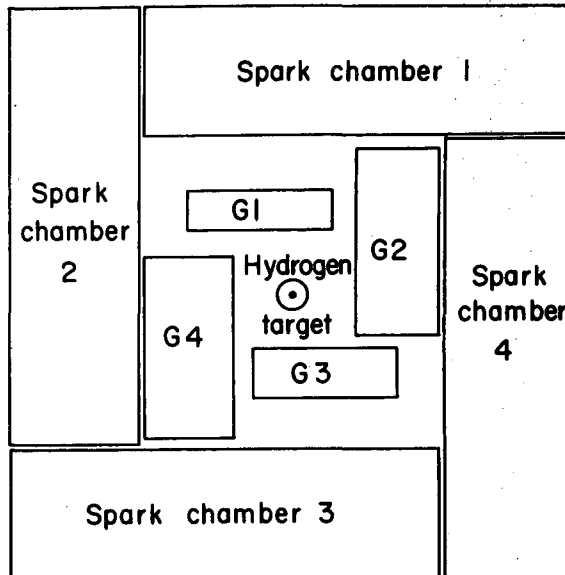
<sup>a</sup>Dispersion relation prediction from Ref. 15.

<sup>b</sup>Values taken from Refs. 7, 2, 4, and 5.

Side view



Front view



XBL 735-340B

Fig. 1

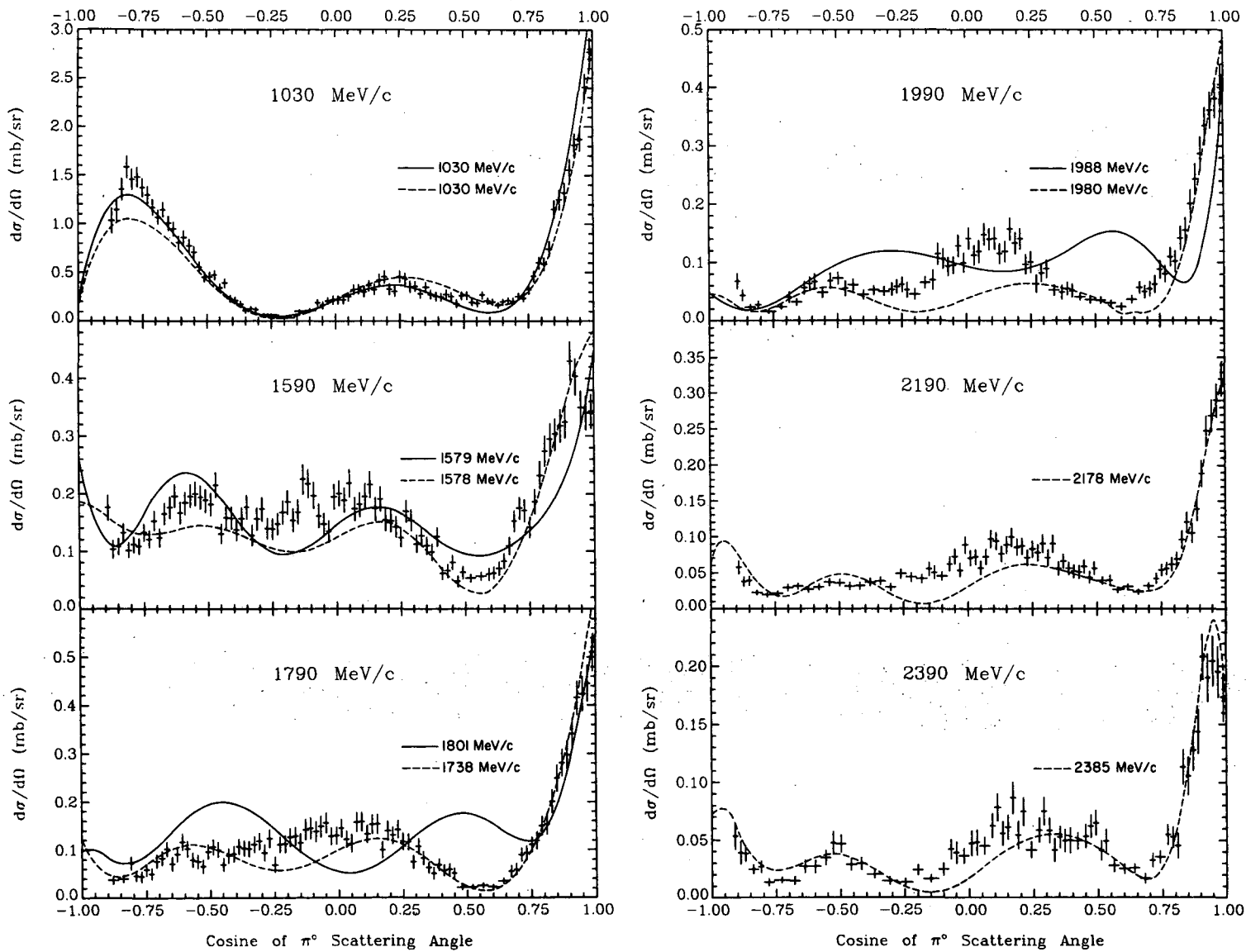


Fig. 2

XBL 733-338\*

LEGAL NOTICE

*This report was prepared as an account of work sponsored by the United States Government. Neither the United States nor the United States Atomic Energy Commission, nor any of their employees, nor any of their contractors, subcontractors, or their employees, makes any warranty, express or implied, or assumes any legal liability or responsibility for the accuracy, completeness or usefulness of any information, apparatus, product or process disclosed, or represents that its use would not infringe privately owned rights.*

TECHNICAL INFORMATION DIVISION  
LAWRENCE BERKELEY LABORATORY  
UNIVERSITY OF CALIFORNIA  
BERKELEY, CALIFORNIA 94720