

Lawrence Berkeley National Laboratory

Recent Work

Title

OBSERVATION OF A RESONANCE IN e^+e^- ANNIHILATION JUST ABOVE CHARM THRESHOLD

Permalink

<https://escholarship.org/uc/item/00q2k9x0>

Author

Rapidis, P.A.

Publication Date

1977-06-01

OBSERVATION OF A RESONANCE IN e^+e^-
ANNIHILATION JUST ABOVE CHARM THRESHOLD


P. A. Rapidis, B. Gobbi, D. Lüke, A. Barbaro-Galtieri,
J. M. Dorfan, R. Ely, G. J. Feldman, J. M. Feller,
A. Fong, G. Hanson, J. A. Jaros, B. P. Kwan,
P. Lecomte, A. M. Litke, R. J. Madaras, J. F. Martin,
T. S. Mast, D. H. Miller, S. I. Parker, M. L. Perl,
I. Peruzzi, M. Piccolo, T. P. Pun, M. T. Ronan, R. R. Ross,
B. Sadoulet, T. G. Trippe, V. Vuillemin, and D. E. Yount

June 1977

Prepared for the U. S. Energy Research and
Development Administration under Contract W-7405-ENG-48

For Reference

Not to be taken from this room



DISCLAIMER

This document was prepared as an account of work sponsored by the United States Government. While this document is believed to contain correct information, neither the United States Government nor any agency thereof, nor the Regents of the University of California, nor any of their employees, makes any warranty, express or implied, or assumes any legal responsibility for the accuracy, completeness, or usefulness of any information, apparatus, product, or process disclosed, or represents that its use would not infringe privately owned rights. Reference herein to any specific commercial product, process, or service by its trade name, trademark, manufacturer, or otherwise, does not necessarily constitute or imply its endorsement, recommendation, or favoring by the United States Government or any agency thereof, or the Regents of the University of California. The views and opinions of authors expressed herein do not necessarily state or reflect those of the United States Government or any agency thereof or the Regents of the University of California.

SLAC-PUB-1959
LBL-6484
June 1977
(T/E)

OBSERVATION OF A RESONANCE IN e^+e^-

ANNIHILATION JUST ABOVE CHARM THRESHOLD*

P.A. Rapidis, B. Gobbi, D. Lúke,† A. Barbaro-Galtieri,
J.M. Dorfan, R. Ely, G.J. Feldman, J.M. Feller, A. Fong,
G. Hanson, J.A. Jaros, B.P. Kwan, P. Lecomte, A.M. Litke,
R.J. Madaras, J.F. Martin, T.S. Mast, D.H. Miller, S.I. Parker,
M.L. Perl, I. Peruzzi,†† M. Piccolo,†† T.P. Pun, M.T. Ronan,
R.R. Ross, B. Sadoulet, T.G. Trippe, V. Vuillemin,** D.E. Yount

Stanford Linear Accelerator Center and Department of Physics
Stanford University,
Stanford, California 94305

Lawrence Berkeley Laboratory and Department of Physics
University of California
Berkeley, California 94720

Department of Physics and Astronomy
Northwestern University
Evanston, Illinois 60201

and

Department of Physics and Astronomy
University of Hawaii
Honolulu, Hawaii 96822

ABSTRACT

We observe a resonance in the total cross section for hadron production in e^+e^- annihilation at a mass of $3772 \pm 6 \text{ MeV}/c^2$ having a total width of $28 \pm 5 \text{ MeV}/c^2$ and a partial width to electron pairs of $370 \pm 90 \text{ eV}/c^2$.

(Sub. to Phys. Rev. Letters)

*Work supported by the Energy Research and Development Administration.
†Fellow of Deutsche Forschungsgemeinschaft.
††Permanent address: Laboratori Nazionali di Frascati dell' INFN, Rome, Italy.
**Swiss National Science Foundation Fellow.

Previously detailed studies of the total cross section for hadron production (σ_T) by e^+e^- annihilation have concentrated on center-of-mass energies ($E_{c.m.}$) above 3.9 GeV.¹⁻³ In this Letter we report high statistics measurements of σ_T between the $\psi(3684)$ ($\equiv \psi'$) and 3.9 GeV. We observe a resonance near 3.77 GeV, just above the threshold for the production of charmed particles.

The data were collected with the SLAC-LBL magnetic detector at SPEAR.⁴⁻⁶ In order to maintain consistency with previous measurements, the event selection criteria and experimental corrections are substantially the same as those used in Ref. 1. Hadronic events are selected as events with two or more detected charged tracks which form a vertex within a cylindrically shaped fiducial volume 22 cm long and 4 cm in radius centered about the interaction region. If only two oppositely charged particles are detected, they are required to be acoplanar with the incident beams by at least 20° , each to have a momentum greater than 300 MeV/c, and to have at least one particle not identified as an electron. Cosmic rays are rejected by time-of-flight measurements. Backgrounds from beam-gas interactions ($\sim 2\%$) are subtracted using events detected beyond the ends of the fiducial cylinder. A small correction ($<1\%$) is also made for contamination from two-photon processes.^{7,8} The luminosity is determined from measurements of large angle e^+e^- scattering in the magnetic detector.^{4,7}

To correct for the efficiency of the apparatus to detect hadronic events (ϵ), we used the same smooth function of energy which was used in Ref. 1. It is based on an unfolding procedure in which the produced charged-particle multiplicity distribution is deduced from the observed distribution and on Monte Carlo calculations which determine the detector response to each produced multiplicity.^{7,9} The use of a smooth function for ϵ is justified.

only if the observed mean multiplicity and observed mean momentum vary smoothly with energy over the $E_{c.m.}$ region of interest. Figure 1 shows the variation of these quantities with $E_{c.m.}$. There does not appear to be any significant structure with the exception that the observed multiplicity is higher in the region where the ψ' radiative tail is important. This is caused by the relatively high multiplicity in ψ' decays. As a consequence of using a smooth function for ϵ , we measure a slightly larger magnitude for the ψ' tail than if we used a locally varying ϵ ; however, since we subtract the ψ' tail experimentally using the same technique, as will be discussed below, no error is introduced in the determination of radiatively corrected cross sections. The values of ϵ used vary from 0.51 at $E_{c.m.} = 3.7$ GeV to 0.53 at $E_{c.m.} = 3.9$ GeV. There is, in addition, an experimentally measured correction of about 9% for events which are lost because they appear to form a vertex at a radial distance of greater than 4 cm from the line of the incident beams.

Rather than displaying σ_T directly, we follow the usual practice of plotting the ratio R of σ_T to the theoretical cross section for production of muon pairs. Figure 2a shows R before radiative corrections. The error bars represent only the statistical uncertainties. There is an additional overall systematic uncertainty of 15%, arising largely from the uncertainty in ϵ . There is clearly an enhancement near 3.77 GeV, but it is partially obscured by the ψ' radiative tail.

Corrections for radiative effects in the initial state¹⁰ can be divided into four parts: the corrections due to the continuum, the tail of the $\psi(3095)$, the tail of the ψ' , and the resonance at 3.77 GeV. At 3.77 GeV these corrections are -5%, -2%, -13%, and +9%, respectively. Since the tail of the ψ' is relatively large in the $E_{c.m.}$ region covered here, we determined

its size experimentally by performing a two parameter fit to the data in the $E_{c.m.}$ region from 3.692 to 3.730 GeV. The two parameters were the magnitude of the ψ' tail and the non-resonant value of R. The shape of the ψ' tail was given by the standard formula.¹⁰

The radiatively corrected values of R are shown in Fig. 2b and in Fig. 3 along with an additional measurement at 3.6 GeV and the results of previous measurements in the same detector.

Although neither the observed mean multiplicity nor the mean momentum varies significantly in the region around the 3.77 GeV peak, preliminary evidence indicates that there is copious production of $D\bar{D}$ pairs at this peak. For this reason it is appropriate to fit it to a Breit-Wigner,

$$R = \frac{\sigma_T}{\sigma_{\mu\mu}} = \frac{3\pi}{\sigma_{\mu\mu} m^2} \frac{\Gamma_{ee} \Gamma(E)}{(E_{c.m.} - m)^2 + \Gamma^2(E)/4} \quad (1)$$

where m is the mass of the resonance, Γ_{ee} is the partial width to electron pairs, and $\Gamma(E)$ is the total width whose energy dependence is proportional to

$$\Gamma(E) \propto \frac{p_0^3}{1 + (rp_0)^2} + \frac{p_+^3}{1 + (rp_+)^2} \quad (2)$$

Here p_0 and p_+ represent the momenta of a D^0 and a D^+ respectively, from D pair production, and r represents an interaction radius.¹¹ Although the data are fit better with energy independent widths, we can obtain acceptable fits for all values of r greater than 1 fm. A fit for $r = 3$ fm is shown in Fig. 2b. The form of the background was found not to be critical, and for this fit was arbitrarily taken to be a constant plus a constant times $(p_0^3 + p_+^3)$. The fit has a χ^2 of 16.9 for 15 degrees of freedom. The parameters of this fit¹² are given in Table I along with the previously determined parameters of the other isolated ψ resonances.^{1,13,14}

The parameters of the $\psi(3772)$ are in striking agreement with these predicted by Eichten et al.¹⁵ for the 3D_1 state of charmonium. In a calculation which was updated to include the measured D^0 mass, Lane and Eichten¹⁶ correctly predicted the mass and total width and underestimated the leptonic width by about a factor of two. In a nonrelativistic approximation, a D-state does not couple to e^+e^- . It can obtain a leptonic width, however, by mixing with an S-state. It is normally assumed that the 3D_1 mixes primarily with the 2^3S_1 , which is identified with the ψ' . In the approximation in which only these two states mix, one can calculate from the data in Table I that the mixing angle is $23 \pm 3^\circ$.

Other explanations for the $\psi(3772)$, such as its being a four-quark state,¹⁷ are conceivable, but are not required by the present data.

The rapid analysis of these results was made possible by the work of the previous users of the magnetic detector, many of whom are not members of the present collaboration. In particular, we are indebted to J. Siegrist and R.F. Schwitters for discussions on the measurement of total cross sections. We would also like to thank D.L. Scharre for discussions on radiative corrections. We are very grateful to K. Lane for emphasizing to us the theoretical prediction of a resonance in this region and to F.J. Gilman for useful discussions.

REFERENCES

1. J. Siegrist et al., Phys. Rev. Lett. 36, 700(1976).
2. J. Burmester et al., Phys. Lett. 66B, 395(1977).
3. A low statistics scan below 3.9 GeV found evidence for the resonance being reported here at the two standard deviation level. H.L. Lynch in Proceedings of the International Conference on the Production of Particles with New Quantum Numbers, University of Wisconsin, Madison, Wisconsin April 22-24, 1976, p. 20.
4. J.-E. Augustin et al., Phys. Rev. Lett. 34, 233(1975).
5. F. Vannucci et al., Phys. Rev. D15, 1814(1977).
6. These data were collected by SLAC experiment number SP-26. For this experiment the detector was modified by removing three lead-scintillator sandwich shower counters and replacing them with scintillation counters and a large array of lead-glass counters. [A. Barbaro-Galtieri et al., LBL report number LBL-6458 (1977).] The scintillation counters replaced the removed shower counters in the trigger and the electron identifying properties of the lead-glass counters were substituted for those of the removed shower counters in the data analysis. In this way the measurement of total hadronic cross sections by the detector was left substantially unchanged.
7. J.-E. Augustin et al., Phys. Rev. Lett. 34, 764(1975).
8. J.E. Zipse, LBL report number LBL-4281 (1975).
9. G.J. Feldman and M.L. Perl, Phys. Rep. 19C, 223(1975), Appendix B.
10. G. Bonneau and F. Martin, Nucl. Phys. B27, 381(1971); D.R. Yennie, Phys. Rev. Lett. 34, 239(1975); and J.D. Jackson and D.L. Scharre, Nucl. Inst. and Meth. 128, 13(1975).

11. J.D. Jackson, *Nuovo Cimento* 34, 1645(1964); A. Barbaro-Galtieri in *Advances in Particle Physics*, edited by R.L. Cool and R.L. Marshak (Wiley, New York), Vol. II, 1968.
12. The fit with an energy independent width and the same background form had a χ^2 of 10.6 for 15 degrees of freedom. It gave a mass of 3771 MeV/c², a total width of 31 MeV/c², and a leptonic width of 420 eV/c².
The errors given in Table I take into account the uncertainty in the form of the fitting function.
13. A.M. Boyarski et al., *Phys. Rev. Lett.* 34, 1357(1975).
14. V. Lüth et al., *Phys. Rev. Lett.* 35, 1124(1975).
15. E. Eichten et al., *Phys. Rev. Lett.* 34, 369(1975); *Phys. Rev. Lett.* 36, 500(1976).
16. K. Lane and E. Eichten, *Phys. Rev. Lett.* 37, 477(1976).
17. Y. Iwasaki, *Prog. Theor. Phys.* 54, 492(1975); M. Bander et al., *Phys. Rev. Lett.* 36, 695(1976); C. Rosenzweig, *Phys. Rev. Lett.* 36, 697(1976); L.B. Okun and M.B. Voloshin, *JEPT Lett.* 23, 333(1976); S. Nussinov and D.P. Sidhu, Fermilab report FERMILAB-Pub-76/70-THY (1976); A. De Rújula, H. Georgi, and S.L. Glashow, *Phys. Rev. Lett.* 38, 317(1977); and P.H. Cox, S.Y. Park, and A. Yildiz, Harvard preprint HUTP-76/A182(1976).

TABLE I

Resonance parameters for the isolated ψ resonances. Γ is the full width, Γ_{ee} is the partial width to electron pairs, and B_{ee} is the branching fraction to electron pairs.

State	Mass ^a (MeV/c ²)	Γ (MeV/c ²)	Γ_{ee} (keV/c ²)	B_{ee}
$\psi(3095)$ ^b	3095 ± 4	0.069 ± 0.015	4.8 ± 0.6	0.069 ± 0.009
$\psi(3684)$ ^c	3684 ± 5	0.228 ± 0.056	2.1 ± 0.3	$(9.3 \pm 1.6) \times 10^{-3}$
$\psi(3772)$	3772 ± 6	28 ± 5 ^d	0.37 ± 0.09	$(1.3 \pm 0.2) \times 10^{-5}$
$\psi(4414)$ ^e	4414 ± 7	33 ± 10	0.44 ± 0.14	$(1.3 \pm 0.3) \times 10^{-5}$

^aErrors include a 0.13% uncertainty in the absolute energy calibration of SPEAR.
The mass difference between the $\psi(3684)$ and $\psi(3772)$ is 88 ± 3 MeV/c².

^bRef. 13.

^cRef. 14.

^dEnergy-dependent width evaluated at the mass of the resonance.

^eRef. 1.

FIGURE CAPTIONS

1. (a) Observed mean charged-particle multiplicity and (b) mean charged-particle momentum vs. $E_{c.m.}$.
2. R vs. $E_{c.m.}$ (a) before and (b) after corrections for radiative effects. The curve is a p-wave Breit-Wigner shape described in the text. The mass of the ψ' and the approximate positions of the thresholds for $D^0\bar{D}^0$ and $D^0\bar{D}^{*0}$ production are indicated.
3. Radiatively corrected values of R vs. $E_{c.m.}$. The closed circles are from this experiment, open squares are from Ref. 1, and the crossed point is from Ref. 7. The "3.8 GeV" point from Ref. 7 with $R = 3.28 \pm 0.28$ has been omitted because the exact energy at which it was taken is not known with sufficient accuracy to properly locate it on the high energy side of the $\psi(3772)$.

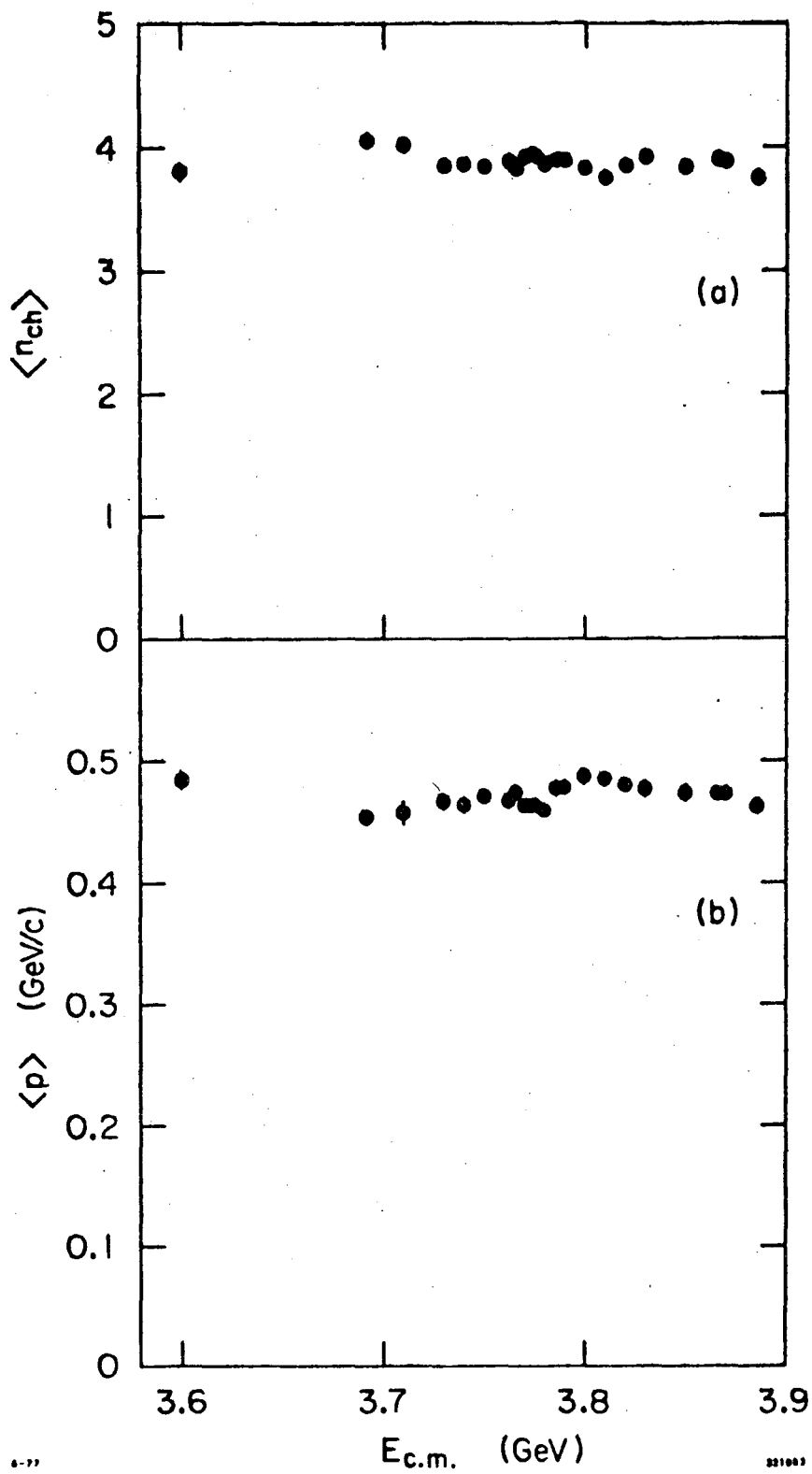


Fig. 1

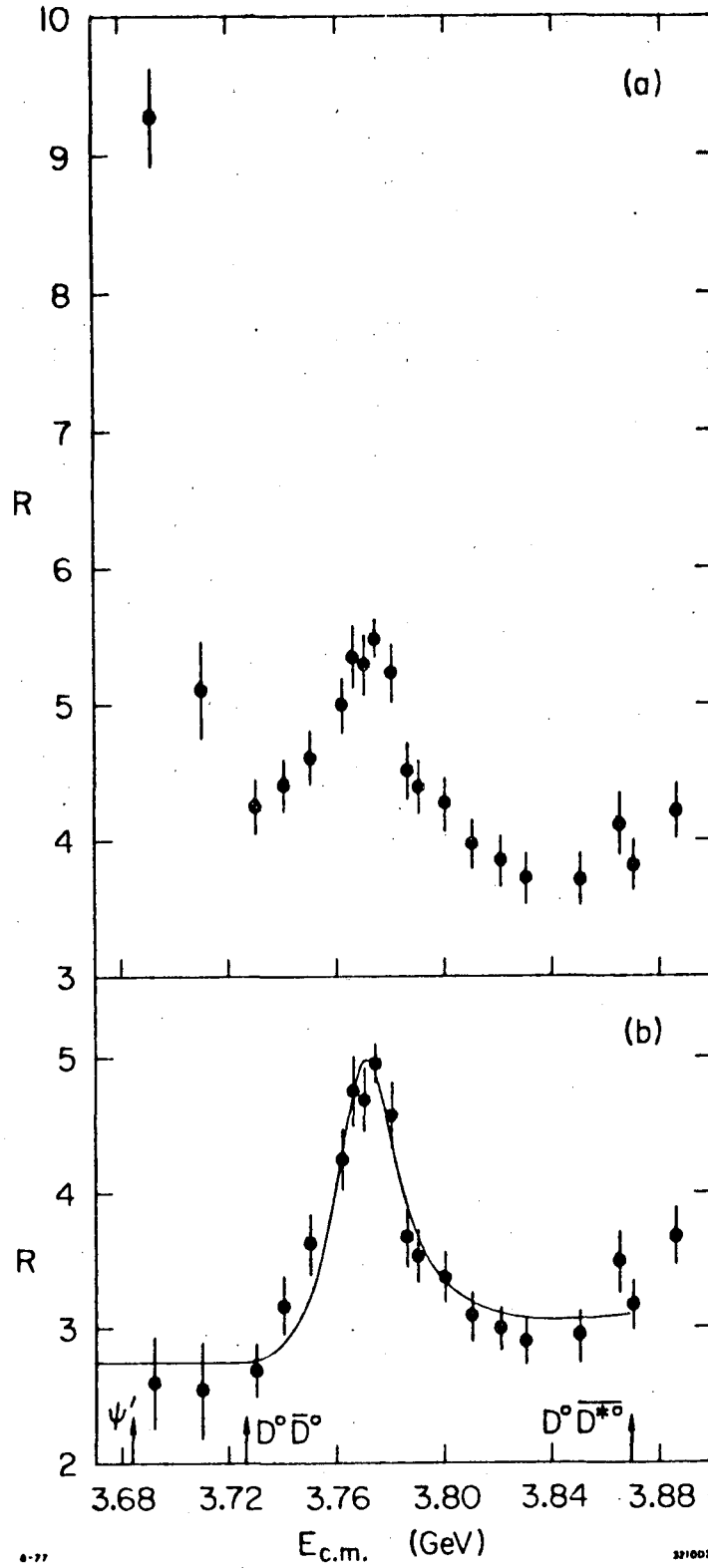


Fig. 2

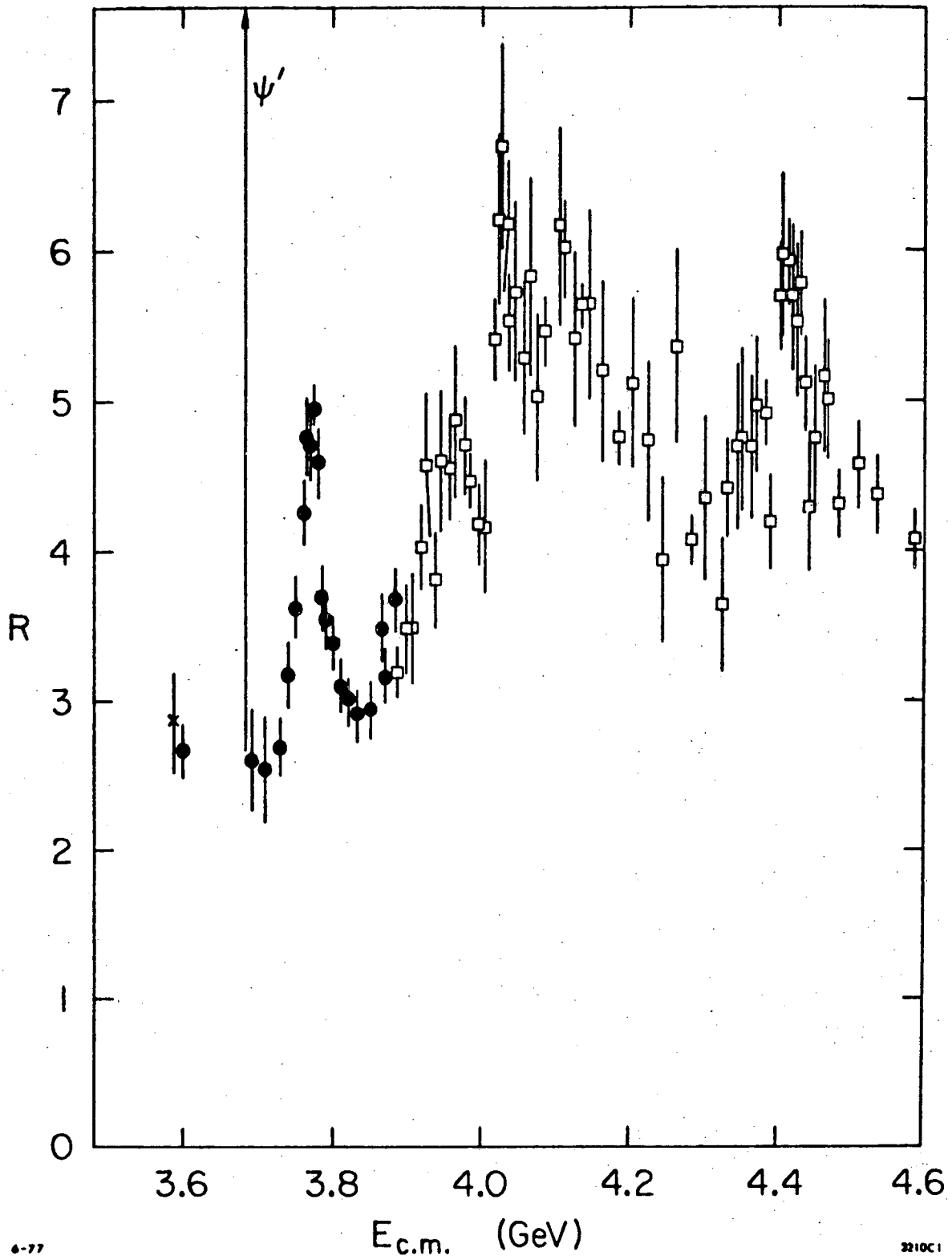


Fig. 3

This report was done with support from the United States Energy Research and Development Administration. Any conclusions or opinions expressed in this report represent solely those of the author(s) and not necessarily those of The Regents of the University of California, the Lawrence Berkeley Laboratory or the United States Energy Research and Development Administration.

TECHNICAL INFORMATION DEPARTMENT
LAWRENCE BERKELEY LABORATORY
UNIVERSITY OF CALIFORNIA
BERKELEY, CALIFORNIA 94720