

Lawrence Berkeley National Laboratory

LBL Publications

Title

Orbital Symmetry Control in the Nitrene-Oxaziridine System. Nitrene Photostationary States

Permalink

<https://escholarship.org/uc/item/0494x4v8>

Authors

Splitter, Janet S

Su, Tah-mun

Ono, Howard

et al.

Publication Date

1971-06-01

Copyright Information

This work is made available under the terms of a Creative Commons Attribution License, available at <https://creativecommons.org/licenses/by/4.0/>

Submitted to Journal of
American Chemical Society

UCRL-20858
Preprint

C. 2

ORBITAL SYMMETRY CONTROL IN THE
NITRONE-OXAZIRIDINE SYSTEM.
NITRONE PHOTOSTATIONARY STATES

Janet S. Splitter, Tah-mun Su, Howard Ono,
and Melvin Calvin

June 1971

AEC Contract No. W-7405-eng-48

TWO-WEEK LOAN COPY

*This is a Library Circulating Copy
which may be borrowed for two weeks.
For a personal retention copy, call
Tech. Info. Division, Ext. 5545*



4

C. 2
UCRL-20858

DISCLAIMER

This document was prepared as an account of work sponsored by the United States Government. While this document is believed to contain correct information, neither the United States Government nor any agency thereof, nor the Regents of the University of California, nor any of their employees, makes any warranty, express or implied, or assumes any legal responsibility for the accuracy, completeness, or usefulness of any information, apparatus, product, or process disclosed, or represents that its use would not infringe privately owned rights. Reference herein to any specific commercial product, process, or service by its trade name, trademark, manufacturer, or otherwise, does not necessarily constitute or imply its endorsement, recommendation, or favoring by the United States Government or any agency thereof, or the Regents of the University of California. The views and opinions of authors expressed herein do not necessarily state or reflect those of the United States Government or any agency thereof or the Regents of the University of California.

Orbital Symmetry Control in the Nitron-Oxaziridine System.

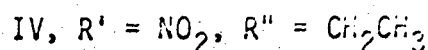
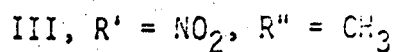
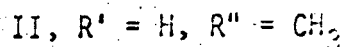
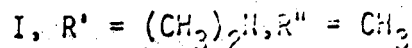
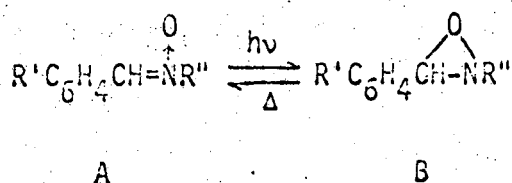
Nitron Photostationary States

Sir:

Recently the orbital symmetry rules¹ have been shown to apply to heteroatom systems such as nitron thermal cycloaddition reactions² and the thermal and photochemical aziridine ring cleavage at the C-C bond.³ The concerted photocyclization is disrotatory and the reverse thermal cleavage is conrotatory in these molecules with four π electrons.¹

In contrast to the azomethine ylide - aziridine system, the stereochemistry of the nitron photocyclization to oxaziridine can only be observed on carbon and nitrogen atoms because the oxygen atom has lone pair electrons instead of substituents. For the reverse thermal ring opening of oxaziridine to the nitron, the two possible conrotatory motions of C-O bond cleavage should result in a mixture of the cis and trans-isomers of the nitron,⁴ in contrast to the photoclosure which should be stereospecific.

Boyd et al.⁵ recently reported the formation of mixtures of cis and trans oxaziridines from the irradiation of trans-nitrons. However, there has been some evidence for the stereospecific formation of oxaziridine from nitrons.⁶ We wish to report our results obtained from the photolysis of several nitrons at -60°C ,⁷ including IIIA and IVA which were studied by Boyd, et al.⁵ at room temperature, and the thermolysis of IB at -8°C . Under these conditions thermal isomerization of the oxaziridine and nitron isomers was suppressed.



The nmr spectra of these nitrones at -60° indicated the presence of only one nitronone isomer, the trans configuration as discussed by Koyano and Suzuki.⁸ Irradiation of trans-IA and IIA at -60° in CD_3OD and CDCl_3 yielded exclusively trans-oxaziridines,⁹ as observed by nmr at -60° . However, under the same conditions in CD_3OD , trans-IIIA and IVA yielded a mixture of 69% cis: 31% trans oxaziridines, which was in contrast to the predominantly trans-oxaziridines found by Boyd, *et al.*⁵ With successive partial irradiations of trans-IVA at -60° , the presence of cis-IVA was demonstrated by nmr,¹⁰ and a photostationary state of 37% cis: 63% trans-IVA was reached at approximately 15% conversion to oxaziridines. The cis-IVA rapidly isomerized thermally to trans-IVA at room temperature. The thermal stability of cis-IIIA and IVA was found to be concentration dependent. They were relatively stable when formed by irradiation at room temperature in alcoholic solvents in 10^{-4} M ($t_{1/2} \sim 24$ hours). The UV spectrum of the photostationary mixture of IVA was similar to that obtained by dilution of the concentrated solution irradiated in the nmr tube to the photostationary state at -60° . The uv spectrum of cis-IVA¹¹ was determined from the photoequilibrium composition and the isosbestic point for cis \rightarrow trans thermal isomerization.

The ratio of cis and trans-IVA at the photostationary state is very different from the ratio of cis and trans-IVB formed at the end of the photocyclization reaction. For this reason the quantum yields of the photoreactions for each isomer were determined at 23° (10^{-4} M) and are

reported in Table I. From the quantum yields of formation of trans and

Table I. Quantum Yields for Products at 23°^a

Reaction	Solvent	ϕ
<u>trans</u> -IA → <u>trans</u> -IB	isopropanol	0.25
<u>trans</u> -IVA → IVB ^b	methanol	0.02
<u>trans</u> -IVA → <u>cis</u> -IVA ^c	"	0.22
<u>cis</u> -IVA → <u>trans</u> -IVA ^d	"	0.57
<u>cis</u> -IVA → IVB ^b	"	0.11

^awavelength, 366 nm; concentration, 10^{-4} M; ferrioxalate actinometry.

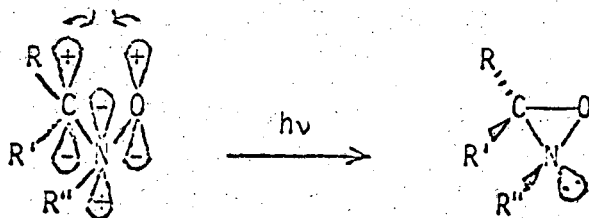
^bDetermined by decrease in optical density at 327 nm, isosbestic point of the nitrono isomers. ^cDetermined by change in ratio of optical density at 357 nm and 317 nm. ^dCalculated from the photostationary state relation, $\phi_{t \rightarrow c} \epsilon_t X_t^\infty = \phi_{c \rightarrow t} \epsilon_c X_c^\infty$, where X_t^∞ and X_c^∞ are the mol fractions of the isomers at photoequilibrium.

cis-IVA¹² and of IVB formation from cis and trans-IVA, the calculated ratio of IVB isomers formed after the photostationary state was reached, assuming stereospecificity is 68% cis: 32% trans. After the IVA photostationary state was reached on irradiation at -60°, the ratio of IVB isomers found by nmr was 71% cis: 29% trans. Therefore, these results indicate stereospecificity in the nitrono photocyclization reaction.

For the reverse thermal cleavage of oxaziridine to nitrono, IB in CD₃OD gave a 50:50 mixture of cis and trans-IA with a first order rate constant, $6.8 \times 10^{-4} \text{ sec}^{-1}$ at -8°, by nmr spectroscopy.¹³ The first order rate constant for the cis → trans-IA under these conditions was $2.9 \times 10^{-5} \text{ sec}^{-1}$ at 23°. Only in alcoholic solvents was the rate of

the thermal cis \rightarrow trans-IA isomerization slower than the rate of the IB ring opening reaction.¹⁴ The photostationary state composition of IA was confirmed to be 100% trans-IA.

The trans-IB thermal cleavage to cis and trans-IA is clearly in accordance with the predictions of the orbital symmetry rules. The observed stereospecificity in the nitron photocyclization is consistent with the symmetry of the nitron antibonding molecular orbital. As the carbon-oxygen σ bond forms in disrotatory motion, the nitrogen π orbital rehybridizes to a lone pair sp^3 hybridized orbital in the opposite direction, giving an oxaziridine with the same configuration as the initial nitron.



Janet S. Splitter, Tah-Mun Su, Howard Ono and Melvin Calvin
 Department of Chemistry and Laboratory of Chemical Biodynamics
 University of California, Berkeley, California, 94720

References and Footnotes

- (1) R. B. Woodward and R. Hoffman, "The Conservation of Orbital Symmetry," Academic Press, New York, 1969.
- (2) R. Huisgen, H. Seidl, and I. Brünig, Chem. Ber., **102**, 1102 (1969).
- (3) R. Huisgen, W. Scheer, and H. Huber, J. Amer. Chem. Soc., **89**, 1753 (1967).
- (4) J. S. Splitter and M. Calvin, J. Org. Chem., **30**, 3427 (1965). An oxaziridine was found to cleave at least partially to a cis-nitron.
- (5) D. R. Boyd, W. Jennings, and R. Spratt, Chem. Commun., 745 (1970).
- (6) (a) H. Ono, Ph.D. Dissertation, Univ. of California, Berkeley, Calif., 1969;
 (b) G. G. Spence, E. C. Taylor, and O. Buchardt, Chem. Rev., **70**, 231 (1970).
- (7) Solutions (10^{-2} M) were irradiated in the nmr tube in the presence of oxygen with a Hanovia 450 watt medium pressure mercury lamp, Pyrex filter. The oxaziridines remained unchanged under these conditions of irradiation. Nmr spectra were recorded on a Varian 220 MHz spectrophotometer; uv spectra on a Cary 14 spectrophotometer.
- (8) K. Koyano and H. Suzuki, Tetrahedron Lett., 1859 (1968); Bull. Chem. Soc. Jap., **42**, 3306 (1969). These authors presented nmr evidence which was used to distinguish cis and trans-nitron isomers.
- (9) According to the assignment of D. Jerina, D. Boyd, L. Paolillo, and E. Becker, Tetrahedron Lett., 1483 (1970).
- (10) Trans-IVA: α -CH, τ 1.82; -CH₃, τ 8.49(t)
cis -IVA: α -CH, τ 1.75; -CH₃, τ 8.46(t)
- (11) Trans-IVA: $\lambda_{\max}^{\text{MeOH}}$ 338 nm (ϵ 14,800)
cis -IVA: $\lambda_{\max}^{\text{MeOH}}$ 325 nm (ϵ 13,750)

Although the uv of the IIIA photostationary state was similar to that of IVA, the photostationary state composition could not be determined because of the lesser solubility of IIIA in CD₃OD.

- (12) The combined $\phi_{t \rightarrow c}$ and $\phi_{c \rightarrow t}$ suggest, in addition to oxaziridine formation, the efficient formation of a common twisted state analogous to the twisted state in the stilbene direct photoisomerization. (a) D. Gegiou, K. A. Muszkat, and E. Fischer, J. Amer. Chem. Soc., 90, 3907 (1968); (b) J. Saltiel and E. D. Megarity, ibid., 91, 1265 (1969); 90, 4759 (1968).
- (13) Trans-IA: α -CH, τ 2.19; N-CH₃, τ 6.27.
Cis -IA: α -CH, τ 1.94; N-CH₃, τ 6.15.
No cis-IA was detected in the partial irradiation of trans-IA.
- (14) At 23° in isopropanol (10^{-4} M) the ring cleavage rate was $3.4 \times 10^{-4} \text{ sec}^{-1}$; the cis \rightarrow trans-IA thermal rate was $4.0 \times 10^{-7} \text{ sec}^{-1}$.

~~LEGAL NOTICE~~

This report was prepared as an account of work sponsored by the United States Government. Neither the United States nor the United States Atomic Energy Commission, nor any of their employees, nor any of their contractors, subcontractors, or their employees, makes any warranty, express or implied, or assumes any legal liability or responsibility for the accuracy, completeness or usefulness of any information, apparatus, product or process disclosed, or represents that its use would not infringe privately owned rights.

TECHNICAL INFORMATION DIVISION
LAWRENCE RADIATION LABORATORY
UNIVERSITY OF CALIFORNIA
BERKELEY, CALIFORNIA 94720