

Lawrence Berkeley National Laboratory

Lawrence Berkeley National Laboratory

Title

Accurate iterative analytic solution of the Kapchinskij-Vladimirskij equations for the case of a matched beam

Permalink

<https://escholarship.org/uc/item/06v1b8qr>

Author

Anderson, Oscar A.

Publication Date

2006-08-06

Accurate iterative analytic solution of the Kapchinskij-Vladimirskij equations for the case of a matched beam

Oscar A. Anderson
Lawrence Berkeley National Laboratory
University of California, Berkeley,
California 94720, USA
 (Dated: October 1, 2006)

The well-known Kapchinskij-Vladimirskij (KV) equations are difficult to solve in general, but the problem is simplified for the matched-beam case with sufficient symmetry. We show that the interdependence of the two KV equations is eliminated, so that only one needs to be solved—a great simplification. We present an iterative method of solution which can potentially yield any desired level of accuracy. The lowest level, the well-known smooth approximation, yields simple, explicit results with good accuracy for weak or moderate focusing fields. The next level improves the accuracy for high fields; we previously showed [Part. Accel. **52**, 133 (1996)] how to maintain a simple explicit format for the results. That paper used expansion in a small parameter to obtain the second level. The present paper, using straightforward iteration, obtains equations of first, second, and third levels of accuracy. For a periodic lattice with beam matched to lattice, we use the lattice and beam parameters as input and solve for phase advances and envelope waveforms. We find excellent agreement with numerical solutions over a wide range of beam emittances and intensities.

I. INTRODUCTION

This paper analyzes matched beams in alternating-gradient (A-G) systems. Such beams have smaller excursions than mismatched beams, thus requiring smaller transport apertures, and are the starting point for analysis of mismatched beams. Designers and experimenters who work with A-G systems need simple, accurate ways to predict the performance of matched beams. One usually begins with the coupled Kapchinskij-Vladimirskij (KV) equations [1]. For weak focusing fields, solution by the smooth approximation [2], [3], [4] is reasonably accurate. Methods of solution for strong fields [5], [6], [7] have tended to be indirect or complex. Lee, using a double expansion in focus strength and emittance, demonstrated high accuracy for a special case [8]. Our previous paper [9] presented general results in a simple explicit format, but with only moderate accuracy.

The present paper, which was summarized in Ref. [10], uses a convenient iteration method to obtain explicit results. High accuracy is demonstrated for a wide range of parameters, which are: the A-G field strength; beam emittance; and beam charge or current. These would be small parameters if normalized (cf. App. J), but we use physical units throughout. We assume the lattice to be periodic with the beam matched to the lattice, i.e., having the same periodicity. The lattice is assumed symmetric. (Asymmetric cases are treated with a novel numerical technique by Lund et al. in Ref. [11].)

We solve explicitly for average radius [Eq. (30)], peak radius [Eq. (36)], and the phase advances [Eqs. (40) and (43)]. We give these results for three levels of accuracy and complexity. All these formulas apply to arbitrary symmetric lattices. They require at most the 3rd and 5th harmonics of the lattice profile, becoming simpler for smooth profiles (App. G). Envelope waveforms are given in Appendix E and illustrated in Fig. 2.

Summary: We begin with the coupled KV equations and show in Sec. III that the matching assumption decouples them so that only one equation needs to be solved. (We are not aware that this simplification has been previously noted.) Section IV expands the $a(z)$ envelope about its mean and then splits the resulting equation into its average part A and periodic part ρ . The differential equation for $\rho(z)$ is solved (Sec. V) by iteration. These results are combined to obtain a matching equation for the average radius A . This equation is written to various orders of accuracy; our special definition of “order” is given in Sec. V. The results (Sec. VI) are compared to the results of numerical solution of the full KV equations. The first-order case is usually called the smooth approximation. Second- and third-order terms increasingly improve the accuracy. Over a wide range of parameters, our third-order versions provide a great improvement over those previously published [2]–[6].

Section VII combines results from Secs. V and VI to give the maximum and minimum radii. The phase advances σ and σ_0 are given in Sec. VIII. There is a useful approximation for σ_0 in Sec. IX. Appendices F, G, and H discuss the use of Fourier analysis of the A-G focusing waveform to facilitate the solution. Some exact formulas for the FODO case are given in Appendix I.

II. THE KV EQUATIONS AND SYMMETRIC LATTICE MODEL

The KV equations for envelopes $a(z)$ and $b(z)$ are [1]

$$a(z)'' = -K(z)a + \frac{\epsilon^2}{a^3} + \frac{2Q}{a+b} \quad (1)$$

$$b(z)'' = +K(z)b + \frac{\epsilon^2}{b^3} + \frac{2Q}{a+b} \quad (2)$$

with normalized beam current Q , emittance ϵ , and lattice focus-strength function $K(z)$. The latter is periodic over the lattice cell length, defined as $2L$, so that $K(z + 2L) = K(z)$. In practice, the lattice cell has one or two symmetries. The double symmetry occurs if the focus drift spaces are equal in length. In this paper we assume that the function $K(z)$ has odd symmetry at the center of the drift spaces and even symmetry at mid-electrode points. These symmetry points necessarily alternate at intervals $L/2$. It is convenient in what follows to choose one of the even points for the z origin. (The odd choice is appropriate for the case of unequal drift lengths; that case is not discussed in the present paper.) Then the double symmetry is expressed as

$$K(L - z) = K(L + z), \quad (3a)$$

$$K(L/2 - z) = -K(L/2 + z). \quad (3b)$$

It follows that $K(z)$ is anti-symmetric about $3L/2$ and that $K(z)$ obeys the shift relations

$$K(z + L) = -K(z), \quad (3c)$$

$$K(z + 2L) = +K(z). \quad (3d)$$

It also follows that

$$K(-z) = K(z). \quad (3e)$$

Equation (3d) confirms the lattice periodicity which was assumed above. Equations (3a) and (3b) indicate that $K(z)$ can be expanded as a cosine series containing only odd-numbered harmonics.

In this paper we solve Eqs. (1) and (2) for the beam envelopes in the special case where the beam is matched, i.e., $a(z)$ and $b(z)$ have the same periodicity as the lattice. The initial conditions with the symmetry of Eq. (3e) are $a'(0) = 0$, $b'(0) = 0$, $a(0) = a_0$, $b(0) = b_0$.

For given Q and ϵ and given lattice parameters, a_0 and b_0 can be chosen over wide ranges but the beam will be matched only for particular values, which we call a_m and b_m , such that $a(2L) = a_m$ and $b(2L) = b_m$. In this case, the initial conditions are

$$a'(0) = 0, \quad b'(0) = 0, \quad a(0) = a_m, \quad b(0) = b_m.$$

If we substitute $a_L(z) \equiv a(z + L)$ and $b_L(z) \equiv b(z + L)$ in Eqs. (1) and (2) and use Eq. (3c), we find that $a_L(z)$ and $b_L(z)$ also satisfy the KV equations with transposed initial conditions: $a_L(0) = b_m$, $b_L(0) = a_m$.

We deduce that for a matched beam $b(z) = a(z + L)$, so that the denominator of the last term in Eq. (1) can be written $a(z) + b(z) = a(z) + a(z + L)$. Then $b(z)$ does not appear and Eq. (1) is decoupled. In Sec. III and App. A we find an expression for the function $[a(z) + a(z + L)]^{-1}$ in terms of integrals involving the given lattice function $K(z)$. After that, Eq. (2) is not needed for our matched-beam case. The main work of this paper will be to find a_m and b_m —see Secs. IV through VII. First we introduce some definitions.

Operators, Functions, Parameters, Derived Quantities

To aid the solution of Eqs. (1) and (2), we define in Table I the operators $\langle \dots \rangle$, $\{ \dots \}$, \int , \iint which operate on even, periodic functions; the functions $h(z)$, $g(z)$, $\delta(z)$, $\rho(z)$; and the constants k , α , β , q , A , K^{eff} , Φ , and ρ_m . In Eq. (19), h_1 is the first Fourier coefficient of $h(z)$ —cf. App. F.

TABLE I: Collection of definitions to be used in this paper

$$\langle f \rangle \equiv (1/2L) \int_0^{2L} f(z) dz, \quad (4)$$

$$\{f\} \equiv f - \langle f \rangle. \quad (5)$$

$$\text{For even } \psi(z) \ni \langle \psi \rangle = 0: \int \psi \equiv \int_0^L \psi(z') dz' \quad (6)$$

$$\text{and } \iint \psi \equiv \left\{ \int_0^L dz' \int_0^{z'} \psi(z'') dz'' \right\}. \quad (7)$$

$$k \equiv K(0), \quad (8)$$

$$h(z) \equiv K(z)/k, \quad (9)$$

$$g \equiv \iint h, \quad (10)$$

$$\delta(z) \equiv \iint \{hg\}, \quad (11)$$

$$A \equiv \langle a(z) \rangle, \quad (12)$$

$$\rho(z) \equiv (a(z) - A)/A, \quad (13)$$

$$\alpha \equiv 3\epsilon^2/A^4, \quad (14)$$

$$\beta \equiv \alpha L^2/\pi^2, \quad (15)$$

$$q \equiv Q/A^2, \quad (16)$$

$$K^{\text{eff}} \equiv k^2 \langle [h]^2 \rangle, \quad (17)$$

$$\Phi \equiv 3k^2 \langle g^2 \rangle, \quad (18)$$

$$\rho_m \equiv h_1 k L^2 / \pi^2. \quad (19)$$

In Table I, the operator $\langle \dots \rangle$ performs an average over a cell length $2L$. The operator $\{ \dots \}$ removes the average part of a periodic function: e.g., $2 \{ \cos^2 x \} = \{1 + \cos 2x\} = \cos 2x$. The operator \iint operates on even periodic functions that have zero average. It gives the repeated indefinite integral and removes the average part, if any, of the result. This removal can be implemented by constructing a suitable lower limit for the outer integral. To illustrate, Eq. (10) can be written

$$g \equiv \int_{L/2}^z dz' \int_0^{z'} h(z'') dz'',$$

which subtracts the value at $L/2$, so that $g(L/2) = 0$. Alternatively, one can start both integrals at zero and then apply the operator $\{ \dots \}$, as in Eq. (7). For example, $\iint \cos z = \{ \sin z \} = \{1 - \cos z\} = -\cos z$. Note that, from Eq. (9), $h(0) = 1$.

III. DECOUPLING THE KV EQUATIONS FOR SYMMETRIC MATCHED-BEAM INITIAL CONDITIONS

For a matched beam with the symmetries of Eq. (3), we showed in Sec. II that $b(z) = a(z + L)$, implying that Eqs. (1) and (2) are decoupled and that $\langle a \rangle = \langle b \rangle \equiv A$. We write

$$a(z) \equiv A(1 + \rho(z)), \quad b(z) \equiv A(1 + \rho(z + L)), \quad (20)$$

with $\rho(z) > -1$ for all z . Then the Q term in Eq. (1) can be written

$$\frac{2Q}{a+b} = \frac{Q}{A}(1 - F(h(z))), \quad (21)$$

where F is obtained from an expansion and iterations. All terms consist of integrations of the focus-strength profile $h(z)$ [Appendix A]:

$$F(h(z)) = k^2 \iint \{h\} \iint h + \dots \equiv \delta(z) + \dots \quad (22)$$

Additional terms are shown in the appendix. With the lattice symmetries of Eq. (3), all the series terms for $F(z)$, including $\delta(z)$, have only even-numbered cosine harmonics—in contrast to $h(z)$, which has only odd ones.

Equations (1) and (2) are decoupled to all orders so that Eq. (2) is superfluous from here on. Equations (1) and (2) are replaced by

$$a(z)'' = -K(z)a + \frac{\epsilon^2}{a^3} + \frac{Q}{A}(1 - k^2\delta(z) + \dots), \quad (1^*)$$

$$b(z) = a(z + L). \quad (2^*)$$

IV. EXPANDING AND DECOMPOSING INTO AVERAGE AND PERIODIC PARTS

Substituting $a = A(1 + \rho(z))$ in the first three terms of Eq. (1), expanding $1/a^3$, dividing by A , and using (22) and (14), Eq. (1^{*}) is equivalent to

$$\rho(z)'' = -kh(z) - kh(z)\rho + \frac{\alpha}{3}(1 - 3\rho + 6\rho^2 - 10\rho^3 + 15\rho^4 \dots) + q(1 - k^2\delta(z) + \dots). \quad (23)$$

To solve for the ripple $\rho(z)$ and for the mean radius A (which appears in the definition of α and q), we decompose Eq. (23) into a pair of equations. Averaging Eq. (23),

$$0 = -k\langle h\rho \rangle + \frac{\alpha}{3} + 2\alpha\langle \rho^2 \rangle - \frac{10}{3}\alpha\langle \rho^3 \rangle + 5\alpha\langle \rho^4 \rangle + \dots + q. \quad (24)$$

Subtracting Eq. (24) from (23),

$$\rho'' = -kh(z) - k\{h\rho\} - \alpha\rho + 2\alpha\{\rho^2\} - \frac{10}{3}\alpha\{\rho^3\} + 5\alpha\{\rho^4\} + \dots - qk^2\delta(z) + \dots, \quad (25)$$

with the $\{\dots\}$ operator defined by Eq. (5). There are now two equations, each containing $\rho(z)$ and A —the latter represented by α . These represent the KV equations (1) and (2) for our matched beam. We will obtain A and $\rho(z)$ to good accuracy in Secs. IV–VI and App. E.

V. ITERATIVE SOLUTION: ARBITRARY SYMMETRIC FOCUSING PROFILE

On the right-hand side of Eq. (25), the $kh(z)$ term dominates the terms involving the unknown function $\rho(z)$. Therefore, we use only $kh(z)$ in the initial integrations which give $\rho_{(0)}$. Then we insert $\rho_{(0)}$ into (25) and integrate again to obtain $\rho_{(1)}$. (A miniscule term, $qk^2\delta(z)$, in $\rho_{(0)}$ is omitted.) This process is repeated to get $\rho_{(2)}$:

$$\rho_{(0)} = -kg, \quad (26a)$$

$$\rho_{(1)} = \rho_{(0)} + \alpha k \iint g + k^2\delta + \frac{10}{3}\alpha k^3 \iint g^3, \quad (26b)$$

$$\rho_{(2)} = \rho_{(1)} - \alpha^2 k \iint \iint g - k^3 \iint h\delta - 4\alpha k^3 \iint g\delta. \quad (26c)$$

In (26c), $\iint \iint$ stands for two applications of the operator \iint defined by Eq. (7).

To complete the approximate solution of the KV equations, $\rho(z)$ from Eq. (26) is put into the matching equation (24). In Eq. (26) we included no items (e.g., $2\alpha k^2 \iint \{g\}^2$) that would give terms in (24) higher than third power in the parameters k^2 , α , and q . That is, we go no higher than third order as defined below.

Some terms vanish by orthogonality, since $h(z)$, $g(z)$, g^3 , etc., possess only odd harmonics while $\delta(z)$, $\{g^2\}$, $\{g^4\}$ have only even ones for symmetric quadrupoles.

A term not shown, $qk^2 \iint \delta(z)$, involves multiple integrations of an already small function and would contribute $< 0.04\%$ to the maximum radius a_{\max} even at $\sigma_0 = 120^\circ$ and affect A by less than 2 parts in 10,000. This is much smaller than the two parts per thousand criterion used for significant terms in Appendix E.

Order: We reckon the order of a term in the matching equation by counting the number of factors k^2 , α , and q . These would become small parameters in a non-dimensional formalism (Appendix J). We prefer to retain physical units for quantities such as the axial coordinate z . Note that Lee [8] defines order using k and ϵ so that our third order corresponds approximately to his fifth order. Appendix B evaluates the combination of Eqs. (24) and (26). The result, in simplified form, is shown in the next section.

VI. MATCHING EQUATION TO VARIOUS ORDERS FOR AN ARBITRARY SYMMETRIC LATTICE

Third Order: Inserting Eq. (26) into Eq. (24) yields seven terms [App. B, Eq. (B7)]. Some terms combine,

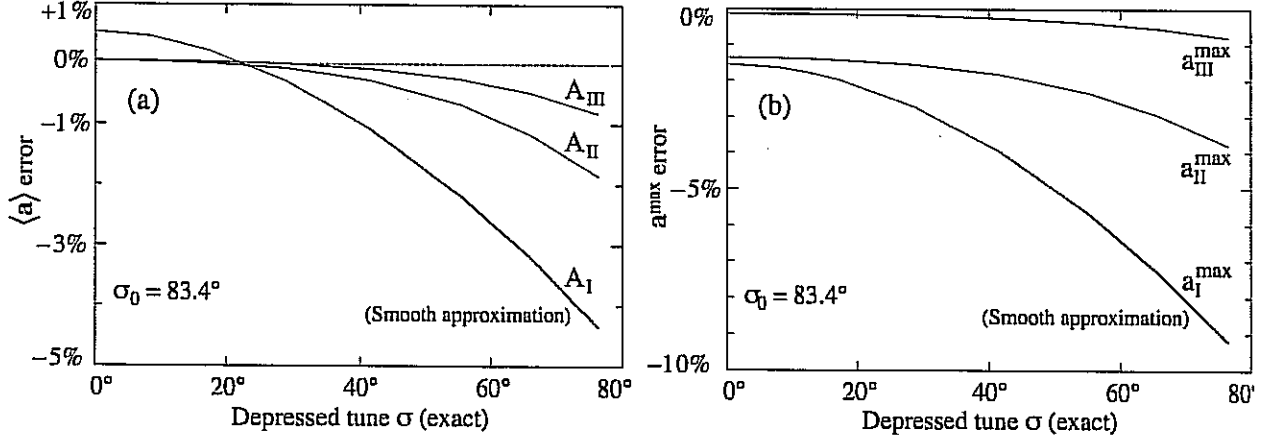


FIG. 1: Illustration of results for special case of FODO lattice, compared with simulation results. (a) Accuracy of mean radius, from Eqs. (30), (32), (33). (b) Accuracy of maximum radius, from Eqs. (36), (37), (38).

Input quantities: Q , ϵ , and quad voltage $V_Q(\propto K)$. Other parameters: see Table II. V_Q , fixed at 20 kV, gives phase advance σ_0 of 83.37°; ϵ and Q are varied so that depressed tune σ ranges between 0° and 76.5°; exact σ_0 and σ are obtained numerically.

TABLE II: Parameters used in Figs. 1a and 1b, based on the actual MFE ESQ accelerator [12].

Quad cell length	20 cm	Quad voltage (Figs. 1, 3a)	20 kV
Occupancy factor	0.5	Quad voltage (Fig. 2)	25 kV
Quad radius (a_Q)	1.75 cm	Beam current (Fig. 2)	0.5 Amp
Beam energy	200 KeV	Norm emittance (Fig. 2)	1.55 π mrad-cm
Beam particles	H ⁻ ions		

resulting in (Appendix C)

$$K_{\dagger}^{\text{eff}} - \frac{\epsilon_{\text{III}}^2}{A_{\text{III}}^4} - \frac{Q}{A_{\text{III}}^2} = 0, \quad (27)$$

where

$$K_{\dagger}^{\text{eff}} \equiv \langle [fK(z)]^2 \rangle \left[1 + \frac{1}{24} \Phi \left(1 + \frac{20}{27} c_3 \right) \right]; \quad (28)$$

$$\epsilon_{\text{III}}^2 \equiv \epsilon^2 \left[1 + \Phi \left(1 + \frac{1}{2} \Phi + 3\beta_1 \right) \right]. \quad (29)$$

In Eq. (28), c_3 is of order unity (see Apps. G, H); in Eq. (29), β_1 is defined by Eq. (35). Roman-numeral subscripts on A and ϵ signify the order of approximation—third order in this case. The subscript on $\beta \sim A^{-4}$ indicates that A_I [Eq. (33)] is used to approximate A . The matching equation (27) is in the standard form of the smooth approximation, Eq. (33), and can be solved to find the third-order A :

$$A_{\text{III}}^2 = \frac{Q}{2K_{\dagger}^{\text{eff}}} + \left[\left(\frac{Q}{2K_{\dagger}^{\text{eff}}} \right)^2 + \frac{\epsilon_{\text{III}}^2}{K_{\dagger}^{\text{eff}}} \right]^{1/2}. \quad (30)$$

If the input quantity is the mean radius A_{inp} , then Eq. (27) gives the allowable Q to third order,

$$Q_{\text{III}} = A_{\text{inp}}^2 K_{\dagger}^{\text{eff}} - \frac{\epsilon_{\text{III}}^2}{A_{\text{inp}}^2}.$$

Second Order: Eq. (B7) has two second-order terms. One yields the correction to K^{eff} seen in Eq. (28). The other term is $\alpha k^2 \langle g^2 \rangle$, or, using definition (18), $\alpha \Phi/3$. We define

$$\epsilon_{\text{II}}^2 \equiv \epsilon^2 (1 + \Phi), \quad (31)$$

and get

$$K_{\dagger}^{\text{eff}} - \frac{\epsilon_{\text{II}}^2}{A_{\text{II}}^4} - \frac{Q}{A_{\text{II}}^2} = 0. \quad (32)$$

Eq. (32) can be solved for A_{II} or Q_{II} in the same way as for the third order, giving useful approximations when $K(z)$ and ϵ produce σ_0 and σ less than about 80°.

First Order: In Eq. (B7), the three terms of lowest order in α , q , k^2 produce what is called the first-order matching equation in this paper (Ref. [9] used another terminology). This is the classic smooth approximation. These terms give $k^2 \langle [fh]^2 \rangle = \alpha/3 + q$, or, using the definitions (14), (16), and (17),

$$K^{\text{eff}} - \frac{\epsilon^2}{A_1^4} - \frac{Q}{A_1^2} = 0. \quad (33)$$

The equations derived in this paper apply to arbitrary focusing profiles satisfying Eq. (3), such as the smooth profiles in Appendix G, but for illustration (Figs. 1, 2, and 3), we use the FODO model (Appendix H) with parameters from Table II. First-, second-, and third-order

results for A , from (33), (32) and (30), are plotted in Fig. 1a for FODO. The smooth approximation is seen to be relatively inaccurate except near the point where its error curve crosses the 0% line.

VII. EXPLICIT THIRD-ORDER RESULT FOR a^{\max}

Knowing the matched mean radius A , one can complete the solution for the beam envelope $a(z) = A(1 + \rho(z))$ using $\rho(z)$ from Eq. (26); $b(z)$ can be found by changing the sign of the terms that contain odd powers of k .

Some terms of Eq. (26) can be written in exact form [Appendix I] for models such as FODO, but Fourier expansion is more useful in general:

$$h(z) = h_1 \left[\cos \frac{\pi z}{L} + \frac{c_3}{3} \cos \frac{3\pi z}{L} + \frac{c_5}{5} \cos \frac{5\pi z}{L} + \dots \right]. \quad (34)$$

Values (usually of order unity) of h_1 and c_n for both smooth and FODO profiles are given in Appendices G and H. With the definition

$$\beta_1 \equiv \alpha_1 \frac{L^2}{\pi^2} = 3 \frac{L^2}{\pi^2} \frac{\epsilon^2}{A_1^4}, \quad (35)$$

we have

$$a_{\text{III}}^{\max} = A_{\text{III}} \left[1 + \rho_m \left(1 + \frac{c_3}{27} + \frac{c_5}{125} \right) + \frac{1}{8} \rho_m^2 \left(1 + \frac{25c_3}{54} \right) + \beta_1 \rho_m \left(1 + \frac{5}{2} \rho_m^2 + \beta_1 \right) \right] \quad (36)$$

using results from Appendix E. The accuracy of Eq. (36) (applied to the special case of FODO model) is shown in Fig. 1b, along with that of the truncations

$$a_{\text{II}}^{\max} = A_{\text{II}} \left[1 + \rho_m \left(1 + \frac{1}{27} c_3 + \frac{1}{125} c_5 \right) + \beta_1 \rho_m \right] \quad (37)$$

and (the smooth approximation)

$$a_{\text{I}}^{\max} = A_{\text{I}} (1 + \rho_m). \quad (38)$$

The time dependence of Eq. (36), from App. E, is plotted in Fig. 2

VIII. PHASE ADVANCES: ARBITRARY SYMMETRIC A-G WAVEFORMS

From the well-known phase-amplitude result [13], the phase advance per quadrupole cell of length $2L$ is

$$\sigma = \epsilon \int_0^{2L} \frac{dz}{a^2} = 2L \epsilon \langle a^{-2} \rangle.$$

We approximate $a(z)$ by $A_{\text{III}}[1 + \rho(z)]$ with A_{III} from Eq. (30) and $\rho(z)$ to third order from Eq. (26). Subscripts

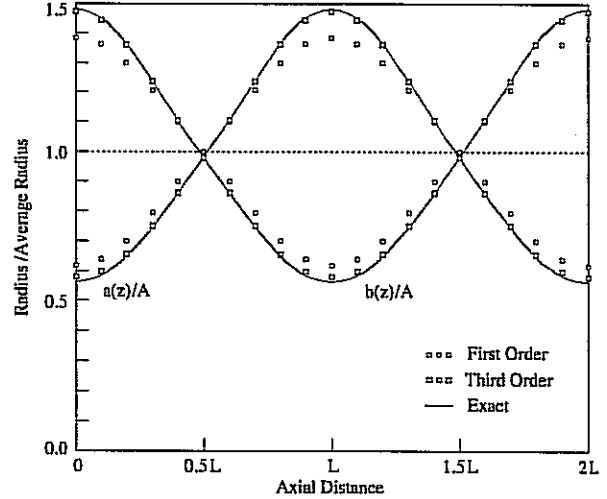


FIG. 2: Illustration of matched envelopes $a(z)$ and $b(z)$ for special case of FODO model. Parameters from Table II, giving tunes $\sigma_0 = 112.2^\circ$ and $\sigma = 86.9^\circ$. Exact envelopes (solid curves) were obtained numerically. Third-order results [Eqs. (E6)–(E10)] give an a^{\max} error of -2.37% . The smooth approximation error [Eq. (E6) only] is -13.0% . Amplitude of half-period ripple is 5.6% of amplitude of full-period ripple.

are omitted for brevity. Expanding a^{-2} and taking the average gives

$$\sigma = 2L \frac{\epsilon}{A_{\text{III}}^2} [1 + 3 \langle \rho^2 \rangle - 4 \langle \rho^3 \rangle + 5 \langle \rho^4 \rangle - \dots]. \quad (39)$$

(The 2ρ term has zero average by definition.) Appendix D shows that to third-order accuracy

$$\sigma_{\text{III}} = 2L \frac{\epsilon}{A_{\text{III}}^2} \left[1 + \Phi \left(1 + \frac{3}{4} \Phi + 2\beta_1 \right) \right] \quad (40)$$

for arbitrary symmetric A-G waveforms. Errors with respect to exact values from simulations are illustrated in Fig. 3a for the particular case of a FODO lattice. Useful accuracy is retained after dropping two terms and using lower-order A_{II} from Eq. (32):

$$\sigma_{\text{II}} = 2L \frac{\epsilon}{A_{\text{II}}^2} (1 + \Phi). \quad (41)$$

Figure 3a shows large errors for the first-order result (smooth approximation):

$$\sigma_{\text{I}} = 2L \frac{\epsilon}{A_{\text{I}}^2}. \quad (42)$$

The undepressed tune σ_0 for the general case is found by setting $Q = 0$ in Eq. (27), then eliminating ϵ from Eq. (40). Details are in Appendix D. The third-order result is

$$\sigma_{\text{III}} = 2L \left(K_{\dagger}^{\text{eff}} \right)^{1/2} \left[1 + \frac{1}{2} \Phi + \frac{7}{8} \Phi^2 \right] \quad (43)$$

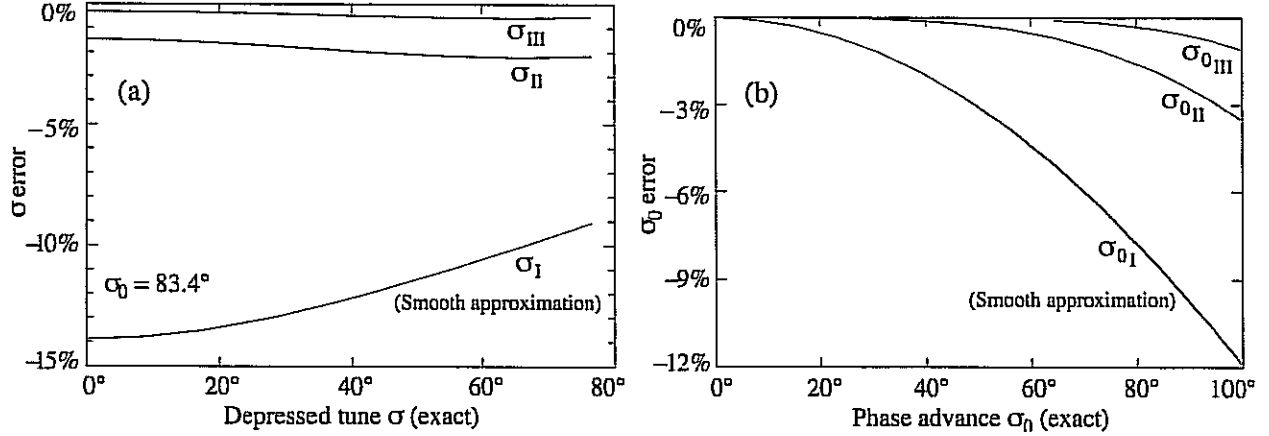


FIG. 3: Phase advances for special case of FODO model with parameters from Table II. (a) Accuracy of depressed tune σ from Eqs. (40)–(42). V_Q is fixed at 20 kV as in Fig. 1. (b) Accuracy of phase advance σ_0 from Eqs. (43)–(45). V_Q ranges from 5 kV to 22 kV.

for arbitrary symmetric A-G waveforms. To second-order,

$$\sigma_{0II} = 2L \left(K_{\dagger}^{\text{eff}} \right)^{1/2} \left[1 + \frac{1}{2} \Phi \right]. \quad (44)$$

The smooth approximation is

$$\sigma_{0I} = 2L \left(K^{\text{eff}} \right)^{1/2}. \quad (45)$$

IX. UNDEPRESSED TUNE: SPECIAL CASE OF FODO WAVEFORM

Figure 3 compares the accuracy of Eqs. (43), (44), and (45) for the special case of FODO focusing (with occupancy $\eta = 0.5$), but gives an idea of the relative accuracy for arbitrary waveforms. At $\sigma_0 = 100^\circ$, the smooth approximation is off by 12% but this improves to 1% for third order.

For the FODO waveform, σ_0 is obtained exactly by multiplying transfer matrices [2]:

$$\sigma_0 = \cos^{-1} \left[\cos \kappa \cosh \kappa + (1 - \eta) K^{1/2} L (\cos \kappa \sinh \kappa - \sin \kappa \cosh \kappa) - \frac{1}{2} (1 - \eta)^2 K L^2 (\sin \kappa \sinh \kappa) \right], \quad (46)$$

where $\kappa = \eta K^{1/2} L$. Equation (46) applies to cases where $\sigma_0 < 180^\circ$. This exact solution can be expanded to give the close approximation

$$\sigma_0 \sim 2 \sin^{-1} \left[L \left(K^{\text{eff}} \right)^{1/2} \right], \quad (47)$$

where for FODO, $K^{\text{eff}} = \frac{1}{12} \eta^2 (3 - 2\eta) k^2 L^2$. Equation (47) resembles Eq. (45), the smooth approximation, but (for $\eta = 0.5$, $\sigma_0 = 100^\circ$) the error is 0.41% instead of 12%. The error increases with η , but is still only 1.1% for $\eta = 1$.

The approximation (47) may be useful in non-FODO cases such as the examples in App. G; see App. L.

APPENDIX A: DECOUPLING a AND b IN THE KV EQUATIONS

This appendix calculates $a(z) + b(z)$ for the Q -term denominators in the KV equations. Dividing Eq. (1) by A and expanding gives

$$\rho(z)'' = -kh(z) - kh(z)\rho + \frac{\epsilon^2}{A^4} (1 - 3\rho + \dots) + \frac{Q}{A^2} (1 - R(z) + R^2(z) - \dots), \quad (A1)$$

where

$$R(z) \equiv \frac{\rho(z) + \rho(z+L)}{2}. \quad (A2)$$

We will find that only lowest order results are needed and drop the R^2 term, etc. We subtract the average of Eq. (A1), using definitions from Table I, and obtain

$$\rho'' = -kh(z) - k\{h\rho\} - \alpha\rho - qR(z) + \dots, \quad (A3)$$

which we solve by iteration. In the initial step, the only known quantity is $kh(z)$, so that

$$\rho''_{(0)} = -kh, \quad \rho_{(0)} = -kg. \quad (A4)$$

Substituting $-kg$ for ρ in the previous equation,

$$\rho'_{(1)} = -kh + k^2 \{hg\} + \alpha kg; \quad (\text{A5})$$

$$\rho_{(1)}(z) = -k + k^2\delta + \alpha k \iint g, \quad (\text{A6})$$

where we used the definition of δ . Using the shift Eq. (3c),

$$\rho_{(1)}(z+L) = +k + k^2\delta - \alpha k \iint g. \quad (\text{A7})$$

Then Eqs. (A2), (A6) and (A7) give

$$R(z) = k^2\delta, \quad (\text{A8})$$

resulting in Eq. (1*) in Sec. III.

The expansion and iteration could be extended to produce more terms [all derived from $h(z)$] but these would give even smaller corrections to our results.

APPENDIX B: DETAILS OF DERIVATION OF THE MATCHING EQUATION

Rearranging Eq. (24) slightly gives

$$k \langle h\rho \rangle = \alpha \left[\frac{1}{3} + 2 \langle \rho^2 \rangle - \frac{10}{3} \langle \rho^3 \rangle + 5 \langle \rho^4 \rangle + \dots \right] + q. \quad (\text{B1})$$

Inserting ρ from Eq. (26), the left-hand side of this equation is

$$k \langle h\rho \rangle = k^2 \left[- \langle hg \rangle + \alpha \langle h \iint g \rangle + \frac{10}{3} - \alpha^2 k^2 \langle h \iint g^3 \rangle - \alpha^2 \langle h \iint \iint g \rangle - k^2 \langle h \iint h\delta \rangle - 2\alpha k^2 \langle h \iint g\delta \rangle + \dots \right]$$

where we have dropped the subscript on ρ . The orthogonal $k^2\delta$ term is absent. We simplify by changing the order of integrations, using the $h(z)$ symmetries [Eq. (3)]. For example, $-\langle h \iint \iint g \rangle = -\langle g \iint \iint g \rangle = +\langle [fg]^2 \rangle$. Applying this technique throughout gives

$$k \langle h\rho \rangle = +k^2 \left[\langle [fh]^2 \rangle + \alpha \langle g^2 \rangle + \alpha^2 \langle [fg]^2 \rangle \right] + k^4 \left[\langle [f[hg]]^2 \rangle + \frac{10}{3} \alpha \langle g^4 \rangle + 2\alpha \langle g^2\delta \rangle + \dots \right]. \quad (\text{B2})$$

For the right-hand side of (B1),

$$\langle \rho^2 \rangle = k^2 \langle g^2 \rangle - 2\alpha k^2 \{g \iint g\} + 2k^4 \langle g \iint h\delta \rangle + \dots, \quad (\text{B3})$$

$$\langle \rho^3 \rangle = 3k^4 \langle g^2\delta \rangle + \dots, \quad (\text{B4})$$

$$\langle \rho^4 \rangle = k^4 \langle g^4 \rangle + \dots. \quad (\text{B5})$$

The very small $k^4\delta^2$ term was omitted from $\langle \rho^2 \rangle$. Again changing the order of integrations, the right-hand

side of (B1) becomes

$$\text{rhs} = \alpha \left[\frac{1}{3} + k^2 \left(2 \langle g^2 \rangle + 4\alpha \langle [fg]^2 \rangle \right) + k^4 \left(4 \langle g \iint h\delta \rangle - 10 \langle g^2\delta \rangle + 5 \langle g^4 \rangle \right) \right] + q + \dots. \quad (\text{B6})$$

Four of the terms of (B6) combine with terms of (B2), so that

$$k^2 \langle [fh]^2 \rangle + k^4 \langle [f[hg]]^2 \rangle = \alpha \left[\frac{1}{3} + k^2 \left(\langle g^2 \rangle + 3\alpha k^2 \langle [fg]^2 \rangle \right) + k^4 \left(4 \langle g \iint h\delta \rangle - 12 \langle g^2\delta \rangle + \frac{5}{3} \langle g^4 \rangle \right) + \dots \right] + q, \quad (\text{B7})$$

the matching equation from Eq. (B1). Each term (except $\alpha/3$ and q) involves averages of functions of the focusing profile $h(z)$. Given any $h(z)$ —obtained from a model such as FODO or measured on an actual quadrupole cell—these averages can be calculated once and for all, being constant coefficients of the terms in α and k . Appendix C shows how to write Eq. (B7) in simple form [Eq. (C9)].

APPENDIX C: SIMPLIFICATION OF THE MATCHING EQUATION

It is convenient to write the Fourier representation in the form

$$h(z) = h_1 \left[\cos \frac{\pi z}{L} + \frac{1}{3} c_3 \cos 3 \frac{\pi z}{L} + \frac{1}{5} c_5 \cos 5 \frac{\pi z}{L} \dots \right]. \quad (\text{C1})$$

The axial profile of the quadrupole gradient determines h_1 and c_n . Tables III and IV show that h_1 remains of the order of unity while c_3 and c_5 can change sign as the profile is varied. For the hard-edge quadrupole model (FODO) with occupancy $\eta = 0.5$, Table IV shows that $c_3 = 1$. Because of multiple integrations, terms containing c_5 are usually negligible.

Right side of Eq. (B7): By definition, $k^2 \langle g^2 \rangle = \Phi/3$. For the factor $\langle [fg]^2 \rangle = \langle [f \iint h]^2 \rangle$, the third and higher harmonics make very small contributions because of the multiple integrations. Comparing leading terms for $\langle [fg]^2 \rangle$ and $\langle g^2 \rangle$ gives

$$3k^2 \langle [fg]^2 \rangle \approx \frac{L^2}{\pi^2} 3k^2 \langle g^2 \rangle = \frac{L^2}{\pi^2} \Phi. \quad (\text{C2})$$

The three k^4 terms on the rhs of Eq. (B7) are:

$$4 \langle g \text{ff} h \delta \rangle = \frac{1}{2} \langle g^2 \rangle^2 \left(1 + \frac{19}{27} c_3 + \dots \right), \quad (\text{C3})$$

$$-12 \langle g^2 \delta \rangle = -\frac{3}{2} \langle g^2 \rangle^2 \left(1 + \frac{4}{9} c_3 + \dots \right), \quad (\text{C4})$$

$$\frac{5}{3} \langle g^4 \rangle = \frac{5}{2} \langle g^2 \rangle^2 \left(1 + \frac{4}{81} c_3 + \dots \right). \quad (\text{C5})$$

Adding (C3) through (C5) gives $\frac{3}{2} \langle g^2 \rangle^2 (1 + (29/243)c_3 + \dots)$, where the small c_3 correction can be neglected since it corrects a term which is already third order. Using all these results along with definition (14), the right-hand side of (B7) (without the q term) becomes

$$\begin{aligned} \in^2 \left(1 + \Phi + \frac{1}{2} \Phi^2 + \frac{9}{\pi^2} \frac{\in^2 L^2}{A_I^4} \Phi \right) = \\ \in^2 \left(1 + \Phi + \frac{1}{2} \Phi^2 + 3\beta_1 \Phi \right) \equiv \in_{\text{III}}^2, \quad (\text{C6}) \end{aligned}$$

as in the main text. In the last term,

$$\beta_1 \equiv 3 \frac{L^2}{\pi^2} \frac{\in^2}{A_I^4} \quad (\text{C7})$$

uses the lowest-order value for A because this term is already of the highest order that we retain.

Left side of Eq. (B7): The $\langle [f\{hg\}]^2 \rangle$ term is

$$\langle [f\{hg\}]^2 \rangle = \frac{1}{8} \langle g^2 \rangle^2 \left(1 + \frac{20}{27} c_3 + \frac{53}{36} c_3^2 + \dots \right) \langle [f\{h\}]^2 \rangle. \quad (\text{C8})$$

Dropping the c_3^2 term in (C8) for simplicity, we define the LHS of (B7) as

$$K_{\dagger}^{\text{eff}} = k^2 \langle [f\{h\}]^2 \rangle \left(1 + \frac{1}{24} \Phi \left(1 + \frac{20}{27} c_3 \right) \right). \quad (\text{C9})$$

Altogether,

$$K_{\dagger}^{\text{eff}} = \frac{\in_{\text{III}}^2}{A_{\text{III}}^4} + \frac{Q}{A_{\text{III}}^2} \quad (\text{C10})$$

which is Eq. (27).

APPENDIX D: DEPRESSED AND UNDEPRESSED TUNES, GENERAL CASE

Here we evaluate the expansion terms in Eq. (39). From Eqs. (B3-B5) in App. B,

$$3 \langle \rho^2 \rangle = 3k^2 \langle g^2 \rangle + 6\alpha k^2 \langle [f\{g\}]^2 \rangle + 6k^4 \langle g \text{ff} h \delta \rangle + \dots, \quad (\text{D1})$$

$$-4 \langle \rho^3 \rangle = -12k^4 \langle g^2 \delta \rangle + \dots, \quad (\text{D2})$$

$$5 \langle \rho^4 \rangle = 5k^4 \langle g^4 \rangle + \dots \quad (\text{D3})$$

From App. C, Eqs. (C2)-(C5),

$$6\alpha k^2 \langle [f\{g\}]^2 \rangle \approx \frac{L^2}{\pi^2} 6\alpha k^2 \langle g^2 \rangle = 2\beta_1 \Phi, \quad (\text{D4})$$

$$6k^4 \langle g \text{ff} h \delta \rangle = \frac{3}{4} k^4 \langle g^2 \rangle^2 \left(1 + \frac{19}{27} c_3 + \dots \right), \quad (\text{D5})$$

$$-12k^4 \langle g^2 \delta \rangle = -\frac{3}{2} k^4 \langle g^2 \rangle^2 \left(1 + \frac{4}{9} c_3 + \dots \right), \quad (\text{D6})$$

$$5k^4 \langle g^4 \rangle = \frac{15}{2} k^4 \langle g^2 \rangle^2 \left(1 + \frac{4}{81} c_3 + \dots \right). \quad (\text{D7})$$

When the last three are added, the c_3 coefficient is only $25/729$. Dropping this and using the definitions gives to third-order accuracy

$$\sigma = 2L \frac{\in}{A_{\text{III}}^2} \left(1 + \Phi + \frac{3}{4} \Phi^2 + 2\beta_1 \Phi \right). \quad (\text{D8})$$

Undepressed tune: Setting $Q = 0$, (27) is

$$K_{\dagger}^{\text{eff}} = \frac{\in_{\text{III}}^2}{A_{\text{III}}^4} = \frac{\in^2}{A_{\text{III}}^4} \left(1 + \Phi + \frac{1}{2} \Phi^2 + 3\beta_1 \Phi \right)^{1/2}. \quad (\text{D9})$$

The factor \in^2/A_I^4 in the last term can be replaced by $K_{\dagger}^{\text{eff}} \equiv k^2 \langle [f\{h\}]^2 \rangle$, according to Eq. (33) with $Q = 0$. Comparing with the definition of Φ and Fourier expanding as before, the last term, to lowest order, is $3\Phi^2$ for $Q = 0$. Thus, altogether,

$$K_{\dagger}^{\text{eff}} = \frac{\in^2}{A_{\text{III}}^4} \left(1 + \Phi + \frac{7}{2} \Phi^2 + \dots \right)^{1/2}. \quad (\text{D10})$$

Making a similar replacement in Eq. (40) for the case $Q = 0$,

$$\sigma_0 = 2L \frac{\in}{A_{\text{III}}^2} \left(1 + \Phi + \frac{11}{2} \Phi^2 + \dots \right). \quad (\text{D11})$$

Using Eq. (D10) to eliminate \in/A_{III}^2 ,

$$\begin{aligned} \sigma_0 = 2L (K_{\dagger}^{\text{eff}})^{1/2} \left(1 + \Phi + \frac{11}{2} \Phi^2 + \dots \right) \\ \times \left(1 + \Phi + \frac{7}{2} \Phi^2 + \dots \right)^{1/2}, \quad (\text{D12}) \end{aligned}$$

or, finally, to third order.

$$\sigma_0 = 2L (K_{\dagger}^{\text{eff}})^{1/2} \left(1 + \frac{1}{2} \Phi + \frac{7}{8} \Phi^2 + \dots \right) \quad (\text{D13})$$

for arbitrary symmetric A-G profiles. Sometimes it is convenient to work with the squares of σ_0 and σ , which are for third order

$$\sigma_0^2 = 4L^2 K_{\dagger}^{\text{eff}} (1 + \Phi + 2\Phi^2) \quad (\text{D14})$$

and

$$\sigma^2 = 4L^2 \frac{\in^2}{A_{\text{III}}^4} \left(1 + 2\Phi \left(1 + \frac{5}{4} \Phi^2 + 2\beta_1 \right) \right). \quad (\text{D15})$$

APPENDIX E: CALCULATION OF $a(z)$ AND $b(z)$
FOR GENERAL CASE

Using Fourier expansion, written as in Appendix C,

$$kh(z) = kh_1 \left[\cos \frac{\pi z}{L} + \frac{1}{3}c_3 \cos 3\frac{\pi z}{L} + \frac{1}{5}c_5 \cos 5\frac{\pi z}{L} \dots \right],$$

and recalling $\rho_m \equiv h_1 kL^2/\pi^2$, the terms of Eq. (26) are

$$-kg(z) = -\iint h = \rho_m \left[\cos \frac{\pi z}{L} + \frac{1}{27}c_3 \cos 3\frac{\pi z}{L} + \frac{1}{125}c_5 \cos 5\frac{\pi z}{L} + \dots \right] \quad (\text{E1})$$

$$\alpha k \iint g = \beta \rho_m \left[\cos \frac{\pi z}{L} + \frac{1}{243}c_3 \cos 3\frac{\pi z}{L} + \dots \right] \quad (\text{E2})$$

$$k^2 \delta(z) = k^2 \iint \{hg\} = \frac{1}{8} \rho_m^2 \left[\left(1 + \frac{10}{27}c_3 \dots\right) \cos 2\frac{\pi z}{L} + \frac{5}{54}c_3 \cos 4\frac{\pi z}{L} + \dots \right] \quad (\text{E3})$$

$$\frac{10}{3} \alpha k^3 \iint g^3 = \frac{5}{2} \beta \rho_m^3 \left[\left(1 + \frac{1}{27}c_3 + \dots\right) \cos 2\frac{\pi z}{L} + \frac{1}{27} \left(\frac{2}{9}c_3 + \dots\right) \cos 3\frac{\pi z}{L} + \dots \right] \quad (\text{E4})$$

$$-\alpha^2 k \iiint g = \beta^2 \rho_m \cos \frac{\pi z}{L} + \dots \quad (\text{E5})$$

The small final two terms from Eq. (26) have been omitted here for simplicity.

The Significant Terms

We drop small quantities in the above equations. The criterion is that they contribute less than two parts per thousand to the final result for a bad-case scenario: large focusing voltage (giving phase advance of 112°) and large β . This leaves

$$-kg = \rho_m \left[\cos \frac{\pi z}{L} + \frac{1}{27}c_3 \cos 3\frac{\pi z}{L} + \frac{1}{125}c_5 \cos 5\frac{\pi z}{L} \dots \right] \quad (\text{E6})$$

$$\alpha k \iint g = \beta \rho_m \cos \pi \frac{\pi z}{L} + \dots \quad (\text{E7})$$

$$k^2 \delta(z) = \frac{1}{8} \rho_m^2 \left[\cos 2\frac{\pi z}{L} + \frac{25}{54}c_3 \cos 4\frac{\pi z}{L} + \dots \right] \quad (\text{E8})$$

$$\frac{10}{3} \alpha k^3 \iint g^3 = \frac{5}{2} \beta \rho_m^3 \cos \frac{\pi z}{L} \quad (\text{E9})$$

$$-\alpha^2 k \iiint g = \beta^2 \rho_m \cos \frac{\pi z}{L} + \dots \quad (\text{E10})$$

Adding all these gives $\rho(z)$ to third-order accuracy. A few small terms were omitted as mentioned before. Setting $z = 0$ gives ρ_{\max} and $a_{\max} = A(1 + \rho_{\max})$ as presented in Section VII. Setting $z = L$ changes the sign of all terms, except the even term $k^2 \delta(z)$, and yields a_{\min} . α and β are only needed to lowest order, i.e., α_1 and β_1 ; we omit the subscripts here.

Results from Eqs. (E6)–(E10) are shown in Fig. 2 in the main text.

APPENDIX F: FOURIER REPRESENTATION,
ARBITRARY SYMMETRIC CASES

Fourier Coefficients

Recall from Section II that the focusing force $K(z)$ in the KV equations is written as

$$K(z) = kh(z) \quad (\text{F1})$$

with $h(0) = 1$. Because of the symmetries [Eq. (3)] and initial conditions, there are only odd harmonics and no sine terms:

$$h(z) = \sum_{1,3,5,\dots} h_n \cos \frac{n\pi z}{L} \quad (\text{F2})$$

with the condition

$$\sum_{1,3,5,\dots} h_n = 1. \quad (\text{F3})$$

The Fourier coefficients are

$$h_n = \frac{1}{L} \int_0^{2L} h(z) \cos \frac{n\pi z}{L} dz. \quad (\text{F4})$$

It is often convenient to define

$$c_n \equiv n \frac{h_n}{h_1}, \quad (\text{F5})$$

where $c_1 = 1$ by definition and where $|c_3|$ usually turns out to be of order unity—see Tables III and IV. Then Eq. (F2) is written as

$$h(z) = h_1 \sum_{1,3,5,\dots} \frac{1}{n} c_n \cos \frac{n\pi z}{L}. \quad (\text{F6})$$

Solution of Envelope Equation

In the solution for $\rho(z)$, Eq. (26), the largest term is

$$\rho_{(0)}(z) = -kg(z) = -k \int_{L/2}^z dz' \int_0^{z'} h''(z'') dz'', \quad (\text{F7})$$

which with Eqs. (F2) and (F5) is

$$-kg(z) = \frac{kL^2}{\pi^2} h_1 \sum_{1,3,5,\dots} \frac{c_n}{n^3} \cos \frac{n\pi z}{L}. \quad (\text{F8})$$

The next largest term is

$$\alpha k \iint g = \alpha \frac{kL^4}{\pi^4} h_1 \sum_{1,3,5,\dots} \frac{c_n}{n^5} \cos \frac{n\pi z}{L}. \quad (\text{F9})$$

To achieve 1% accuracy, the first three series elements of (F8) are usually required, whereas for Eq. (F9), only the fundamental is needed [cf. Eq. (E2)].

The additional terms of Eq. (26), shown in Eqs. (E3) and (E4), are found with the help of trigonometric identities.

The mean square of the integral of Eq. (F2) gives the effective force

$$K^{\text{eff}} \equiv k^2 \langle [f h]^2 \rangle = h_1^2 \frac{k^2 L^2}{2\pi^2} \sum_{1,3,5,\dots} \frac{c_n^2}{n^4}, \quad (\text{F10})$$

which is used in the matching equation and for calculating undepressed phase advance.

The correction term Φ (used in evaluating phase advances, average radius or transportable current, etc.) is

$$\Phi \equiv 3k^2 \langle g^2 \rangle = 3h_1^2 \frac{k^4 L^4}{2\pi^4} \sum_{1,3,5,\dots} \frac{c_n^2}{n^6} \rightarrow 3h_1^2 \frac{k^4 L^4}{2\pi^4} \quad (\text{F11})$$

since the harmonics contribute practically nothing. Dividing this into Eq. (9), we find

$$\Phi = 3K^{\text{eff}} \frac{L^2}{\pi^2} \left(1 + \frac{c_3^2}{81} + \dots \right), \quad (\text{F12})$$

which could be useful in certain calculations.

APPENDIX G: SOLUTION FOR SOME SMOOTH LATTICE PROFILES

All our results apply to an arbitrary symmetric focusing profile once its Fourier coefficients are known. Some simple but representative smooth models are discussed here. In each case, we use only the lowest required harmonics.

Field Model 1: $h(z) = \cos \frac{\pi z}{L}$.

$$h_1 = 1, \quad c_3 = 0.$$

This is the model used by Lee [8].

Field Model 2: $K''(0) = 0$.

$$h_1 = \frac{9}{8}, \quad c_3 = -\frac{1}{3}, \quad (\text{G1})$$

with all the other coefficients zero except c_1 , which is unity by definition. This choice gives a flat field at the midpoint of the quadrupoles, without the discontinuities

TABLE III: h_1 and $c_n \equiv nh_n/h_1$ and η_{equiv} for four smooth models.

Model	h_1	c_1	c_3	c_5	c_7	c_9	η_{equiv}
#1	1	1	—	—	—	—	0.57
#2	9/8	1	-1/3	—	—	—	0.69
#3	3/4	1	1	—	—	—	0.40
#4	15/16	1	1/2	-1/2	—	—	0.53

of the hard-edge FODO model. From Eqs. (G1), (F9) and (F10) we get

$$K^{\text{eff}} = \frac{9^2 k^2 L^2}{8^2 2\pi^2} \left(1 + \frac{1}{9^3} \right), \quad (\text{G2})$$

$$\Phi = 3 \frac{9^2 k^4 L^4}{8^2 2\pi^4} \left(1 + \frac{1}{9^4} \right). \quad (\text{G3})$$

The third-harmonic correction for Φ can be neglected in most cases.

Field Model 3: $K'(L/2) = 0$.

$$h_1 = \frac{3}{4}, \quad c_3 = 1. \quad (\text{G4})$$

This model is narrow, peaked at the quadrupole midpoints, with zero slope at the gap centers. It gives focusing strength equivalent to FODO [Eq. (I1)] having about 40% occupancy. The third-harmonic corrections to K^{eff} and Φ are 1/81 and 1/243 respectively.

Field Model 4: $K''(0) = 0$ and $K'(L/2) = 0$.

$$h_1 = \frac{15}{16}, \quad c_3 = \frac{1}{2}, \quad c_5 = -\frac{1}{2}, \quad (\text{G5})$$

which gives a fairly realistic profile (Fig. 4) and corresponds to FODO with $\eta \sim 53\%$. The third- and fifth-harmonic corrections are well under 1% for this case.

Table III summarizes the above results.

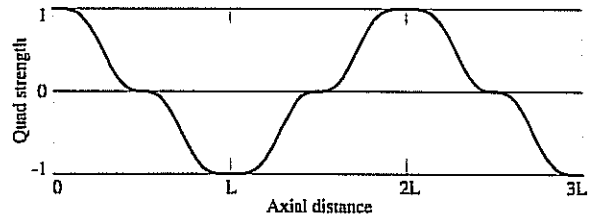


FIG. 4: Axial profile of normalized quadrupole strength $h(z)$ for Smooth Field Model #4, which uses only the 3rd and 5th harmonics. The unit cell length is $2L$.

TABLE IV: h_1 and $c_n \equiv nh_n/h_1$ for FODO case with four different occupancies.

η	$\pi h_1/2$	c_1	c_3	c_5	c_7	c_9	c_{11}
1/3	1	1	2	1	-1	-2	-1
1/2	$\sqrt{2}$	1	1	-1	-1	1	1
2/3	$\sqrt{3}$	1	0	-1	1	0	-1
1	2	1	-1	1	-1	1	-1

APPENDIX H: FOURIER SOLUTION FOR THE SPECIAL CASE OF FODO

In the case of the popular FODO lattice model (Fig. 5), the Fourier coefficients h_n are readily calculated from Eq. (F4):

$$h_n = \frac{4}{n\pi} \sin \frac{n\pi\eta}{2}, \quad (\text{H1})$$

which satisfies Eq. (F3) for occupancy h over the range $0 < \eta \leq 1$. From Eq. (F5),

$$c_n = n \frac{\sin(n\pi\eta/2)}{\sin(\pi\eta/2)} \quad (\text{H2})$$

for FODO. All the results from App. F can be used for FODO by putting $h_1 = \sin \frac{\pi\eta}{2}$. Values of h_1 (normalized with $\pi/2$) and c_n are shown in Table IV for various η .

APPENDIX I: SOME EXACT FORMULAS FOR THE SPECIAL CASE OF FODO

Results using truncated Fourier representations for the hard-edge FODO may be compared with exact results by integration. (The FODO model is illustrated in Fig. 5.) Because of the symmetries expressed in Eq. (3), the calculation of averages is simplified, requiring only integration over one-fourth of a cell. One finds for a specified

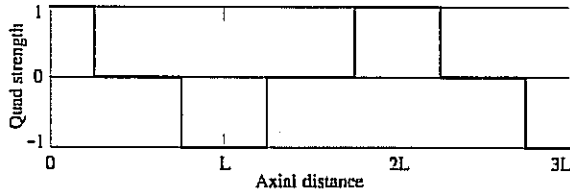


FIG. 5: Normalized quadrupole strength $h(z)$ vs. z for a FODO lattice having occupancy 0.5. The unit cell length is $2L$.

occupancy η

$$K^{\text{eff}} \equiv k^2 \langle [f h]^2 \rangle = \frac{1}{12} \eta^2 (3 - 2\eta) k^2 L^2, \quad (\text{I1})$$

$$\Phi \equiv 3k^2 \langle g^2 \rangle = \frac{1}{16} \eta^2 \left(1 - \eta^2 + \frac{2}{5} \eta^3 \right) k^2 L^4. \quad (\text{I2})$$

One can do the integrals in the first two terms of $\rho(z)$, Eq. (26). For the integrations, we divide the cell into five zones:

$$\begin{aligned} \text{Zone 0: } & 0 \leq z \leq \eta L/2 \\ \text{Zone 1: } & \eta L/2 < z \leq L - \eta L/2 \\ \text{Zone 2: } & L - \eta L/2 < z \leq L + \eta L/2 \\ \text{Zone 3: } & L + \eta L/2 < z \leq 2L - \eta L/2 \\ \text{Zone 4: } & 2L - \eta L/2 < z \leq 2L. \end{aligned}$$

For even-numbered zones, the first integral is

$$-\iint h = \mathbf{P} \left(\frac{n}{2} \right) \frac{1}{2} \left[\eta(2 - \eta) \left(\frac{L}{2} \right)^2 - \left(z - n \frac{L}{2} \right)^2 \right] \quad (\text{I3})$$

with n the zone number. \mathbf{P} is defined as follows: for any integer m ,

$$\mathbf{P}(m) \equiv \begin{cases} +1 & \text{if } m \text{ is even;} \\ -1 & \text{if } m \text{ is odd.} \end{cases}$$

For odd-numbered zones the integral is

$$-\iint h = \mathbf{P} \left(\frac{n+1}{2} \right) \frac{1}{2} L \eta \left(z - n \frac{L}{2} \right). \quad (\text{I4})$$

As required by the definition of \iint , the average has been subtracted. The maximum value of $\rho_{(0)}$ (where $z = 0$, implying $n = 0$) is

$$\rho_{(0)}^{\text{max}} = -k \iint h|_0 = \frac{1}{8} \eta^2 (2 - \eta) k L^2. \quad (\text{I5})$$

The next term in Eq. (26) includes the integral $\iint g$. For even-numbered zones

$$\iint g = \mathbf{P} \left(\frac{n}{2} \right) \left[\eta \left(1 - \frac{\eta^2}{2} + \frac{\eta^3}{8} \right) \left(\frac{L}{2} \right)^4 - \frac{3}{4} \eta (2 - \eta) \left(\frac{L}{2} \right)^2 \left(z - n \frac{L}{2} \right)^2 + \frac{1}{8} \left(z - n \frac{L}{2} \right)^4 \right], \quad (\text{I6})$$

and for odd-numbered zones

$$\iint g = \mathbf{P} \left(\frac{n+1}{2} \right) \times \left[\left(\frac{3}{2} - \frac{\eta^2}{2} \right) \left(\frac{L}{2} \right)^3 \left(z - n \frac{L}{2} \right) - \frac{L}{4} \left(z - n \frac{L}{2} \right)^3 \right]. \quad (\text{I7})$$

The maximum value of $\iint g$ is

$$\left(\frac{L}{2} \right)^4 \eta \left(1 - \frac{\eta^2}{2} + \frac{\eta^3}{8} \right). \quad (\text{I8})$$

These results, for any value of η , may be compared with those from Appendices G and H to determine the number of Fourier terms needed for a given accuracy in each case.

APPENDIX J: NON-DIMENSIONAL FORMALISM

As mentioned in Section V, we have chosen in this paper to use physical units for quantities such as the axial distance z . The result is that the expansion parameters k^2 , α , and q are not necessarily small numbers. To show that they are nevertheless appropriate parameters, we replace z by

$$\theta \equiv \frac{\pi z}{L}. \quad (\text{J1})$$

The KV equations become

$$\frac{\pi^2}{L^2} a(\theta)'' = -K(\theta)a + \frac{\epsilon^2}{a^3} + \frac{2Q}{a+b} \quad (\text{J2})$$

$$\frac{\pi^2}{L^2} b(\theta)'' = +K(\theta)b + \frac{\epsilon^2}{b^3} + \frac{2Q}{a+b} \quad (\text{J3})$$

where the primes now indicate differentiation with respect to θ .

In Table I, averages are now defined by

$$\langle f \rangle \equiv \frac{1}{2\pi} \int_0^{2\pi} f(\theta) d\theta. \quad (\text{J4})$$

Similarly, the symbols \int and \iint refer to integration with respect to θ , not z . Other replacements in Table I are

$$h(\theta) \equiv \frac{K(\theta)}{K(0)}, \quad (\text{J5})$$

$$k \equiv \frac{L^2}{\pi^2} K(0), \quad (\text{J6})$$

$$\alpha \equiv 3 \frac{L^2 \epsilon^2}{\pi^2 a^4}, \quad (\text{J7})$$

$$q \equiv \frac{L^2 Q}{\pi^2 A^2}, \quad (\text{J8})$$

$$K^{\text{eff}} \equiv \frac{L^2}{\pi^2} (K(0))^2 \langle [f h]^2 \rangle, \quad (\text{J9})$$

$$\rho_m \equiv h_1 k. \quad (\text{J10})$$

All these items are now dimensionless. In Eq. (15), the quantity β is supplanted by α . Equations (35) and (C7) no longer apply; β must be replaced by α in Eqs. (29), (36), (37), (40), and (C6) as well as four places in App. D and six places in App. E. The equations throughout this paper are otherwise unchanged, and one can verify that the expansion parameters k^2 , α , and q are now dimensionless small numbers.

APPENDIX K: ALTERNATIVE MATCHING AND INITIAL CONDITIONS

Another method of beam matching is convenient for some simulation studies. The beam is launched at the midpoint of a quadrupole gap. Using the same lattice models as before, the matching conditions would become

$$\begin{aligned} a(5L/2) &= a(L/2), & b(5L/2) &= b(L/2), \\ a'(5L/2) &= a'(L/2), & b'(5L/2) &= b'(L/2) \end{aligned} \quad (\text{K1})$$

with initial conditions

$$a(L/2) = b(L/2), \quad b'(L/2) = -a'(L/2). \quad (\text{K2})$$

This choice would be essential for the case of unequal drift spaces (only a single symmetry) but we do not consider this case here.

APPENDIX L: WORK FOR THE FUTURE

Equation (47) is such a convenient approximation that it would be useful to find the types of A-G profiles for which it gives accurate results.

It would also be useful to investigate the modifications that would be required to extend the methods of this paper to non-symmetric A-G profiles.

ACKNOWLEDGMENTS

I thank E.P. Lee and S.M. Lund for helpful discussions. Special thanks to L.L. LoDestro for her contributions, including major improvements to Sections II and III. Supported in part by the U.S. Department of Energy under Contract DE-AC03-76SF00098.

-
- [1] I.M. Kapchinskij and V.V. Vladimirkij, Proc. Int. Conf. on High Energy Accel. and Instrum. p. 274 (CERN Sci. Inf. Service, Geneva, 1959).
 - [2] M. Reiser, Particle Accelerators **8**, 167 (1978).
 - [3] J. Struckmeier and M. Reiser, Particle Accelerators **14**, 227 (1984);
 - [4] R.C. Davidson, Physics of Nonneutral Plasmas, Addison-Wesley, New York, 1990.
R.C. Davidson and Q. Qian, Phys. Plasmas **1**, 3104 (1994).
 - [5] E.P. Lee, T.J. Fessenden, and L.J. Laslett, IEEE Trans. Nuc. Sci. NS-**32**, 2489 (1985).
 - [6] E.P. Lee, Particle Accelerators **52** (1996).
 - [7] O.A. Anderson, Lawrence Berkeley Laboratory report LBL-261233 (Revised), (1995).
 - [8] E.P. Lee, Phys. Plasmas **9**, 4301 (2002).
 - [9] O.A. Anderson, Particle Accelerators **52**, 133 (1996).
 - [10] O.A. Anderson, PAC 2005 Proceedings, p. 3535 (2005).
 - [11] S.M. Lund, S.H. Chilton, and E.P. Lee, Phys. Rev. ST Accel. Beams **9**, 064201(2006).
 - [12] O.A. Anderson, et al., Nucl. Instrum. and Meth. B**40/41**, 877 (1989).
 - [13] E.D. Courant and H.S. Snyder, Ann. of Phys. **3**, 1 (1958).