

# UC Davis

## UC Davis Previously Published Works

### Title

Take your mind off it: Coping style, serotonin transporter linked polymorphic region genotype (5-HTTLPR), and children's internalizing and externalizing problems

### Permalink

<https://escholarship.org/uc/item/0b23q6m1>

### Journal

Development and Psychopathology, 27(4pt1)

### ISSN

0954-5794

### Authors

Cline, Jessie I  
Belsky, Jay  
Li, Zhi  
[et al.](#)

### Publication Date

2015-11-01

### DOI

10.1017/s0954579415000723

Peer reviewed

SPECIAL SECTION ARTICLE

# Take your mind off it: Coping style, serotonin transporter linked polymorphic region genotype (*5-HTTLPR*), and children's internalizing and externalizing problems

JESSIE I. CLINE,<sup>a</sup> JAY BELSKY,<sup>b</sup> ZHI LI,<sup>b</sup> EDWARD MELHUIH,<sup>c,d</sup> LAURA LYSENKO,<sup>e</sup>  
TARA McFARQUHAR,<sup>f,g</sup> SUZANNE STEVENS,<sup>h</sup> AND SARA R. JAFFEE<sup>a</sup>

<sup>a</sup>University of Pennsylvania; <sup>b</sup>University of California, Davis; <sup>c</sup>University of London; <sup>d</sup>Oxford University; <sup>e</sup>King's College London; <sup>f</sup>University College London; <sup>g</sup>Anna Freud Centre; and <sup>h</sup>University of Auckland

## Abstract

Individuals with the short variant of the serotonin transporter linked polymorphic region gene are more susceptible than individuals homozygous for the long allele to the effects of stressful life events on risk for internalizing and externalizing problems. We tested whether individual differences in coping style explained this increased risk for problem behavior among youth who were at both genetic and environmental risk. Participants included 279 children, ages 8–11, from the Children's Experiences and Development Study. Caregivers and teachers reported on children's internalizing and externalizing symptoms, and caregivers and children on children's exposure to harsh parenting and parental warmth in middle childhood, and traumatic events. Children reported how frequently they used various coping strategies. Results revealed that short/short homozygotes had higher levels of internalizing problems compared with long allele carriers and that short allele carriers had higher levels of externalizing problems compared with long/long homozygotes under conditions of high cumulative risk. Moreover, among children who were homozygous for the short allele, those who had more cumulative risk indicators less frequently used distraction coping strategies, which partly explained why they had higher levels of internalizing problems. Coping strategies did not significantly mediate Gene × Environment effects on externalizing symptoms.

When faced with stressful situations, individuals react differently depending on many factors, including their genetic makeup. For example, individuals who carry one or two copies of the short variant of the serotonin transporter linked polymorphic region gene (*5-HTTLPR*) are more susceptible than individuals who are homozygous for the long allele to the effects of stressful life events on risk for internalizing problems, particularly when stressful events comprise hostile or abusive relationships with family members or peers (Åslund et al., 2009; Caspi et al., 2003; Cicchetti, Rogosch, & Sturge-Apple, 2007; Karg, Burmeister, Shedden, & Sen, 2011; Taylor et al., 2006; but see Munafò, Durrant, Lewis, & Flint, 2009, and Risch et al., 2009, for negative findings). Adults who report having experienced family violence or hostility in childhood (Taylor et al., 2006), maltreatment

(Caspi et al., 2003; Cicchetti et al., 2007; Kaufman et al., 2004), and youth who report having been bullied (Sugden et al., 2010) are at elevated risk for symptoms of depression, but only if they carry one or two copies of the short allele. In contrast, individuals who are homozygous for the long allele usually have low levels of depression regardless of their exposure to stressful life events.

*5-HTTLPR* is a 43 base pair insertion/deletion polymorphism (Heils et al., 1996; Lesch et al., 1996). The serotonin transporter (*5-HTT*) plays a vital role in the regulation of serotonin (*5-HT*) reuptake (Lesch et al., 1996; Neumeister et al., 2002; Verona, Joiner, Johnson, & Bender, 2006), and dysregulated *5-HT* functioning is associated with depression as well as aggression (Caspi et al., 2002; Maes & Meltzer, 1995; Moeller et al., 1998; Verona et al., 2006). Homozygosity for the long allele is associated with increased transcriptional efficiency in human lymphoblast cells, whereas the short allele is associated with diminished *5-HTT* gene transcription (Greenberg et al., 1999; Heils et al., 1996). Compared to the long variant, the short allele is less active, which leads to reduced *5-HTT* expression or function as well as reduced *5-HT* binding sites and uptake (Greenberg et al., 1999).

There is growing evidence (reviewed below) that the short allele is involved in the physiological response to psychosocial

This research was supported by ES/G020132/1 from the Economic and Social Research Council and CPF/35191 from the Nuffield Foundation (to S.R.J.). The age 3 data collection was funded by a grant from the UK Department for Education (to E.M. and J.B.). We are grateful to the Children's Experiences and Development Study research workers for their hard work and to the families for their participation.

Address correspondence and reprint requests to: Sara R. Jaffee, University of Pennsylvania, 3720 Walnut Street, Philadelphia, PA 19104; E-mail: srjaffee@psych.upenn.edu.

stress and to cognitive appraisals of stressors, suggesting that short allele carriers may cope differently than youth who are homozygous for the long allele when confronted with potential threats or chronic stressors. This physiological and psychological profile may hinder youth from practicing coping strategies that are usually associated with greater psychological well-being, such as actively engaging with and acting on sources of stress, while promoting the use of coping strategies that are usually associated with poorer psychological functioning, such as avoiding or withdrawing from stressors (Compas, Connor-Smith, Saltzman, Thomsen, & Wadsworth, 2001). Thus, the goal of research reported herein is twofold: to test whether *5-HTTLPR* genotype moderates the effect of stressful relationships and experiences (measured as caregiver–child relationships characterized by hostility, lack of warmth, and exposure to traumatic events) on children’s internalizing and externalizing problems and to evaluate whether individual differences in coping style explain the anticipated elevated risk of problem behaviors among short allele carriers faced with high levels of environmental risk.

### Why Do Stressful Life Events Increase Risk for Depression Among Short Allele Carriers?

Although the interaction between *5-HTTLPR* genotype and stressful life events is reasonably robust across studies (but see Munafò et al., 2009; and Risch et al., 2009, for an alternative perspective), research has only begun to identify possible explanations for why short allele carriers are particularly susceptible to the adverse effects of stressful life events. Meta-analyses have shown that short/short homozygotes mount a significantly greater cortisol response to acute stressors than long allele carriers (Miller, Wankerl, Stalder, Kirschbaum, & Alexander, 2013) and that short allele carriers show enhanced amygdala reactivity to negatively valenced stimuli compared with individuals who are homozygous for the long allele (Munafò, Brown, & Hariri, 2008). A handful of investigations have shown that elevated cortisol reactivity to acute stressors and amygdala reactivity to negative emotional stimuli in short allele carriers is most pronounced among those who have experienced numerous stressful life events (Alexander et al., 2009, 2012; Williams et al., 2009; but see Canli et al., 2006, and Mueller et al., 2011, for alternative interaction patterns), thus demonstrating that potential endophenotypes for depression (and aggression) are also predicted by Gene  $\times$  Environment ( $G \times E$ ) interactions. Moreover, functional connectivity between the amygdala and hypothalamus is enhanced in healthy adult men who are homozygous for the short allele and who have experienced high levels of stressful life events. This suggests that elevated hypothalamus–pituitary–adrenal axis reactivity to psychosocial stress and limbic system reactivity to threatening stimuli reflect a coordinated biological response in individuals who are homozygous for the short allele and who have experienced multiple stressful life events (Alexander et al., 2012). Finally, the *5-HTTLPR* genotype has been shown to moderate the effect of stressful life events on fear condition-

ing. Thus, individuals who are homozygous for the short allele and who have experienced multiple stressful life events show greater reactivity in some (but not all) regions of the fear network of the brain to conditioned versus unconditioned fear stimuli compared with individuals who have experienced low levels of stressful life events or who are homozygous for the long allele (Klucken et al., 2013). Considering that heightened physiological reactivity and fear conditioning are hypothesized to underlie depression and anxiety, these findings potentially reflect brain mechanisms by which the short allele confers risk for depression and anxiety in the context of stressful life events, although this hypothesis has not been tested directly.

Along with the imaging genetic studies, there is evidence that the short allele is associated with cognitive vulnerabilities to depression, particularly under stressful conditions (Gibb, Beevers, & McGeary, 2013). For example, compared with individuals who are homozygous for the long allele, healthy adults who carry the short allele take longer to disengage attention from facial expressions of emotions (Beevers, Wells, Ellis, & McGeary, 2009) and to appraise recent stressful life events as being more negative (Conway, Hammen, et al., 2012), with negative appraisals correlated with elevations in depressive symptoms (Conway, Hammen, et al., 2012). Another study found that healthy children who carried the short allele had enhanced memory for negative (versus positive) self-descriptive traits (Hayden et al., 2013), thus exhibiting a potential cognitive vulnerability for depression. None of these studies formally tested the hypothesis that cognitive vulnerabilities to depression associated with the *5-HTTLPR* genotype account for the elevated risk for depression among short allele carriers who experience stressful life events. Thus, mediating psychological processes remain largely unexplored, a lacuna addressed directly in this report.

### The Role of Coping

To the extent that short allele carriers are more physiologically reactive to stressful situations and have a tendency to perceive situations as more stressful, they may engage in less effective coping strategies when faced with stressful life events than do individuals who are homozygous for the long allele (Compas, 2006; Taylor & Stanton, 2007). According to Compas et al. (2001), coping is defined as “conscious volitional efforts to regulate emotion, cognition, behavior, physiology, and the environment in response to stressful events or circumstances” (p. 89). Several dimensions of coping have been identified in adults, including problem-focused versus emotion-focused coping (Lazarus & Folkman, 1984), primary control versus secondary control coping (Weisz, McCabe, & Dennig, 1994), and engagement versus disengagement coping (Ebata & Moos, 1991; Tobin, Holroyd, Reynolds, & Wigal, 1989). These different dimensions distinguish between efforts to change the nature of the stressor (e.g., by taking some action to solve the problem as would be observed in problem-focused, primary control, or engagement coping strategies) versus efforts to change how one feels

about or responds to the stress (e.g., by reframing one's circumstances, denying the existence of the stressor, or distracting oneself as would be observed in emotion-focused, secondary control, or disengagement coping strategies). These dimensions have been criticized for being overly broad (e.g., emotion-focused coping comprises highly disparate strategies some of which may be more adaptive than others) and for failing to capture adequately the dimensions of children's coping (Ayers, Sandler, West, & Roosa, 1996; Compas et al., 2001).

In contrast to studies of adults, research on children reveals three to four dimensions that differ slightly in terms of how coping strategies are grouped together. One framework distinguishes primary control (e.g., problem solving or emotional expression), secondary control (e.g., distraction or cognitive restructuring), and disengagement strategies (e.g., denial or avoidance; Connor-Smith, Compas, Wadsworth, Harding Thomsen, & Saltzman, 2000). A second framework distinguishes active coping (e.g., direct problem solving or cognitive restructuring), avoidance (e.g., denial or staying away from the source of the problem), distraction (e.g., physical release of emotions or distracting actions), and support-seeking strategies (e.g., emotion- or problem-focused social support; Ayers et al., 1996; Sandler, Tein, & West, 1994). Ayers et al. (1996) found that among a sample of fourth-through sixth-grade children, the four-dimension framework provided a better fit to the data than did a two-dimension framework (i.e., problem- vs. emotion-focused *and* passive vs. active); for this reason, we rely on the four-dimension framework in the current work.

In general, the more frequent use of active coping, support seeking, distraction, or primary and secondary control strategies is associated with fewer internalizing and externalizing symptoms (Connor-Smith et al., 2000; Fear et al., 2009; Gonzales, Tein, Sandler, & Friedman, 2001; Jaser et al., 2005, 2008; Nicolotti, El-Sheikh, & Whitson 2003; Weisz, Francis, & Bearman, 2010). In contrast, the more frequent use of avoidance or disengagement coping strategies is associated with more symptoms of internalizing and externalizing problems (Forns, Balluerka, Gomez-Benito, Kirchner, & Amador, 2010; Nicolotti et al., 2003; Sandler et al., 1994; Wadsworth, Raviv, Santiago, & Etter, 2011). Recent research suggests that avoidance coping may be adaptive for inner-city youth (Gonzales et al., 2001; Grant et al., 2000; Sanchez, Lambert, & Cooley-Strickland, 2013).

### Coping Genetics

Might coping and genotype be related, even perhaps helping to explain the untoward consequences of carrying one or two short alleles when subject to stress? A few investigations have shown that coping or perceptions of coping are associated with the *5-HTTLPR* genotype; for example, among adults who were asked to recall recent situations in which they had felt strong emotions of fear, sadness, or joy, those who carried the short allele reported that they had felt less able to cope

with situations that evoked strong feelings of sadness or fear than did individuals who were homozygous for the long allele (Szily, Bowen, Unoka, Simon, & Kéri 2008). In another study, healthy young adults who were homozygous for the short allele less frequently endorsed the use of cognitive reappraisals to deal with negative emotions or events (e.g., "When I want to feel less negative emotion, I change what I'm thinking about" or "I look for the positive side of the matter") than did long allele carriers. In turn, their less frequent use of cognitive reappraisal strategies explained why individuals who carried two copies of the short allele had increased symptoms of social anxiety (Miu, Vulturar, Chis, Ungureanu, & Gross, 2013). Finally, in a sample of 156 healthy adults, Wilhelm et al. (2007) reported that short allele carriers utilized fewer problem-solving coping strategies in response to a stressor. Thus, it is possible that the interaction between exposure to stressful life events and *5-HTTLPR* may affect internalizing and externalizing symptoms through its influence on coping strategies. To repeat, that is a core hypothesis we test in the research reported herein, predicting that this will be the case.

### Beyond Internalizing Problems

The majority of research on the *5-HTTLPR* genotype and stressful life events has focused on outcomes like depression and anxiety. However, serotonin is involved in regulating both depression and aggressive behavior (Lucki, 1998), and internalizing and externalizing problems tend to co-occur at relatively high rates in children (Angold, Costello, & Erkanli, 1999; Marmorstein, 2007; Russo & Beidel, 1994).

Some work indicates that individuals who exhibit externalizing symptoms, including conduct problems, aggression, and violence, are more likely to carry the short allele than are individuals with lower levels of externalizing problems (Gerra et al., 2005; Haberstick, Smolen, & Hewitt, 2006; Lyons-Ruth et al., 2007; Retz, Retz-Junginger, Supprian, Thome, & Rösier, 2004; Verona & Patrick, 2000; Zalsman et al., 2001). However, this association has not been found consistently; in samples of younger children, the association between *5-HTTLPR* genotype and aggressive behavior tends to be nonsignificant (Beitchman et al., 2006; Davidge et al., 2004).

In addition to a shared genetic vulnerability, both internalizing and externalizing disorders have common environmental risk factors such as exposure to harsh, rejecting, and dangerous environments (Margolin & Gordis, 2000), which could help to explain their co-occurrence in middle childhood. Inconsistencies among genetic studies of children's externalizing problems may reflect the fact that genetic associations are only observed under conditions of high environmental risk or that the direction of genetic associations may change at low versus high levels of environmental risk (Belsky, Bakermans-Kranenburg, & van IJzendoorn, 2007; Belsky & Pluess, 2009, 2013; Ellis, Boyce, Belsky, Bakermans-Kranenburg, & van IJzendoorn, 2011). The few studies that have tested interactions between *5-HTTLPR* and measures of environmental risk on externalizing symptoms

indicate that individuals with the *5-HTTLPR* short allele have more symptoms of externalizing problems than do long/long (L/L) carriers if they have experienced high levels of environmental risk (Conway, Keenan-Miller, et al., 2012; Reif et al., 2007; Retz et al., 2008; Simons et al., 2011; Verona et al., 2006). Thus, we hypothesized that the association between cumulative environmental risk and externalizing problems would be more pronounced, the more short alleles a child had. Moreover, because poor coping strategies are associated with externalizing as well as internalizing problems, we hypothesized that coping would explain why stressful relationships and experiences were associated with elevations in externalizing problems among short/short (S/S) and potentially among short/long (S/L) allele carriers.

### Diathesis Stress or Differential Susceptibility?

Recent thinking about  $G \times E$  interaction from a differential susceptibility perspective calls attention to the fact that opposite genetic effects may be observed under benign or supportive conditions versus high-risk environments (Belsky et al., 2009; Belsky & Pluess, 2009, 2013). A recent meta-analysis of relevant research reveals that to be the case in Caucasian children and adolescents (van IJzendoorn, Belsky, & Bakermans-Kranenburg, 2012). Thus, we further expect that short carriers, especially perhaps homozygotes, will manifest the most problems under conditions of adversity, but the least when contextual conditions are benign. To test this hypothesis, we employed a new model-fitting approach that directly evaluates alternative models of  $G \times E$  interactions, in this case diathesis stress versus differential susceptibility (Belsky, Pluess, & Widaman, 2013; Widaman et al., 2012).

### The Current Study

In summary, the current study tested whether the *5-HTTLPR* genotype moderates the effect of a cumulative risk index of stressful relationships and experiences on children's risk for internalizing and externalizing problems. Moreover, we tested whether children's coping styles (including active, support-seeking, distraction, and avoidance strategies) were associated with children's internalizing and externalizing problems and whether children's coping strategies explained observed  $G \times E$  effects. The current study is only the second of which we are aware to evaluate a mediated moderation model of *5-HTTLPR*  $G \times E$  effects in order to elucidate how *5-HTTLPR* functions at the psychological level. The other investigation that made a similar effort (Davies & Cicchetti, 2014) found that children's angry reactivity partially mediated the effects of maternal unresponsiveness on increases in externalizing symptoms, but it revealed that children who were homozygous for the long rather than the short allele were most susceptible to maternal unresponsiveness. The children in that study were mostly African American, and the aforementioned meta-analysis by van IJzendoorn et al. (2012) documented differential susceptibil-

ity related  $G \times E$  effects involving *5-HTTLPR* only in the case of Caucasian children, both of which would seem to support the prediction that it will be short allele carriers who will prove most susceptible to environmental effects and in a for better and for worse manner, consistent with differential susceptibility thinking (Belsky et al., 2007; Belsky & Pluess, 2009, 2013; Ellis et al., 2011).

## Method

### Sample

The sample included 400 children (49% female, 51% male) who participated in the Children's Experiences and Development Study (CEDs), which was conducted from 2009 through 2011 in England. CEDs children were born between 1999 and 2001 and were originally assessed as part of a separate study of over 6,000 families when they were 3 years old (Belsky et al., 2006). Children ranged in age from 8 to 11 years ( $M = 9.99$ ,  $SD = 0.74$ ). Details of the CEDs sampling frame are described in Jaffee et al. (2015). The 400 families who were successfully recruited to CEDs were similar to the 729 families who were eligible to participate but who refused or could not be located in terms of parental education, perceived financial hardship, ethnicity, child problem behaviors at age 3, and parenting at age 3. However, families who participated were more likely to be employed, to own their own homes, and to speak only English at home (Jaffee et al., 2015).

In 20% of CEDs households, the highest educational qualification attained was an O-level degree or equivalent (the degree required to complete school at 16 years), in 24% of families it was an A-level degree or equivalent (advanced secondary school degree), and in 37% of families it was an advanced vocational degree, undergraduate degree, or higher qualification. In 19% of families, caregivers did not complete secondary schooling. Mean pretax household income ( $M = 8.89$ ,  $SD = 4.44$ ) corresponded to £18,000–£19,000 (~\$29,000–\$30,500), which is below the mean income of £26,500.

To avoid confounding by population stratification in the  $G \times E$  interaction analyses reported below, the analysis sample was restricted to 279 children (70% of the CEDs sample) who were of White British or other White race/ethnicity. In the full sample including all ethnic/racial groups, 7% were Black British, 16% were Asian (including Pakistani, Indian, and Bangladeshi), and 7% were other ethnicities. The analysis sample of White children was 46% female ( $n = 129$ ) and 54% male ( $n = 150$ ), who were 9.97 years old, on average ( $SD = 0.73$ ). We compared Caucasian participants to the other racial/ethnic groups on several demographic and clinical variables. Caucasian youth did not significantly differ from non-Caucasian participants in terms of child age, child sex, household standard occupational classification, household education level, or externalizing or internalizing problems. However, Caucasians reported significantly greater

household income compared to non-Caucasian participants,  $t(385) = 4.06, p < .001$ .

### CEDS protocol

Weeklong training sessions were held before research workers were sent into the field. Visits were conducted in the family's home and lasted for approximately 4 hr. Visits were usually scheduled for weekday afternoons and involved an interview with the child and with the child's main caregiver (the mother in 98% of families). Research workers obtained signed consent from caregivers and signed and/or verbal assent from children before beginning the interview. Store vouchers were paid to caregivers (£35) and children (£10) for their participation. Ninety-seven percent of caregivers provided contact details for their child's teacher, and 70% of teachers who were contacted completed questionnaires about the child's behavior. Teachers were given a £10 store voucher for their participation. The study was approved by the King's College London Research Ethics Committee.

### Measures

**Cumulative risk.** A cumulative risk index was created to capture children's exposure to harsh parenting in middle childhood, low parental warmth in middle childhood, and lifetime traumatic events. *Harsh parenting in middle childhood* was measured by two items from the corporal punishment subscale ("You smack your child when s/he does something wrong" and "You slap your child when s/he does something wrong") and one item from the other discipline subscale ("You yell or scream at your child when s/he does something wrong") of the Alabama Parenting Questionnaire (Shelton, Frick, & Wooton, 1996) plus an additional item from a measure of parental hostility that was developed for use in the Iowa Youth and Families Project ("You criticize your child's ideas"; Conger, Wallace, Sun, McLoyd, & Brody, 2002). *Parental warmth in middle childhood* was measured with nine items developed for use in the Iowa Youth and Families Project (e.g., "You act lovingly and affectionately towards NAME" and "You listen carefully to NAME's point of view"; Conger et al., 2002). Caregivers were asked if they engaged in these harsh and warm behaviors (1 = no, never to 3 = yes, often), and scores were summed to create harsh and warm parenting scale scores. The Cronbach  $\alpha$  for the parental warmth measure was 0.72. Internal consistency reliability for the harsh parenting measure was low ( $\alpha = 0.52$ ), although the harsh parenting items are better represented as causal indicators rather than effects indicators of harsh parenting; thus, Cronbach  $\alpha$  may not be a relevant metric (Bollen & Lenox, 1991). To create dichotomous indicators for use in the cumulative risk score, high levels of harsh and low levels of warm parenting were defined at the top and bottom tertiles, respectively, of their distributions.

**Traumatic events** were assessed with the Traumatic Events Screening Inventory (Ribbe, 1996) in which caregivers and

children reported if the child ever experienced any of 13 traumatic events. Because agreement between caregiver and child reports was modest ( $\kappa$ s ranged from 0 for low base rate events like "child was kidnapped" to 0.51 for "family member was in trouble with the police or in prison"), events were coded as having happened if both the child and the caregiver reported the event. To maintain approximate consistency with the other cumulative risk indicators for which high risk reflected the top (or bottom) tertile of the distribution, we identified children who had experienced 2 or more traumatic events in their lifetime (35%) for use in the cumulative risk score.

To create the *cumulative risk score*, we summed the indicators for harsh parenting in middle childhood, low parental warmth in middle childhood, and lifetime traumatic events. Thirty-six percent of youth were not characterized by any of the risk indicators, 36% had one risk indicator, and 28% had more than one risk indicator (Table 1). We describe this as cumulative risk, because all three indicators are robust risk factors for children's internalizing and externalizing problems. We note that youth in our analysis sample experienced relatively fewer cumulative risks than did non-Caucasian youth,  $t(395) = -2.50, p < .05$ .

To assess the validity of the cumulative risk variable, we tested whether cumulative risk status predicted children's use of medical, educational, or counseling services, and specifically, their use of emotional and behavioral health services (psychiatrists, psychotherapists, behavioral therapists, family therapists, or school counselors). We also tested whether the cumulative risk variable was associated with clinically significant levels of internalizing and externalizing problems. We identified children with clinically significant internalizing and externalizing problems as those who exceeded the Child and Adolescent Symptom Inventory-defined clinical cut-point for conduct disorder or oppositional defiant disorder

**Table 1.** Means (standard deviations) or percentages (numbers) for study variables

Variable	% (n) or Mean (SD)	Range
Cumulative risk		
0 risks	36% (101)	
1 risk	36% (99)	
2 or 3 risks	28% (78)	
5-HTTLPR		
L/L	31% (79)	
S/L	49% (124)	
S/S	20% (50)	
Internalizing behavior	-0.00 (0.86)	-0.68-5.17
Externalizing behavior	-0.01 (0.87)	-0.61-4.29
Avoidance coping	13.99 (2.90)	5.00-20.00
Distraction coping	8.39 (2.64)	3.00-12.00
Active coping	24.07 (5.49)	13.00-38.00
Support-seeking coping	9.71 (2.85)	4.00-16.00

Note: Genotypic data were available for 253 of the 279 children. There were 25 cases in which children refused to give DNA, and one sample was lost. 5-HTTLPR, Serotonin transporter linked polymorphic region gene; L/L, long/long allele; S/L, short/long allele; S/S, short/short allele.

(externalizing) and generalized anxiety disorder or dysthymia (internalizing) according to caregivers or teachers.

Results of logistic regression analyses showed that the odds of using any services were 2.05 times greater (95% confidence interval [CI] = 1.09 to 3.84) and the odds of using emotional and behavioral health services specifically were 3.35 times greater (95% CI = 1.33 to 8.47) for children who had two or more risk factors compared with children who had no risk factors. Compared to children with no risk factors, those with only one cumulative risk factor did not have a greater odds of using any services (odds ratio [OR] = 1.19, 95% CI = 0.65 to 2.18) or emotional and behavioral health services specifically (OR = 1.66, 95% CI = 0.64 to 4.32).

Results of logistic regression analyses also showed that the odds of having clinically significant externalizing (OR = 8.64, 95% CI = 3.56 to 20.97) and internalizing problems (OR = 4.90, 95% CI = 1.56 to 15.34) were significantly greater for children with two or more risk factors compared with children who had no risk factors. There was a trend-level association between having one versus zero risk factors and children's clinically significant externalizing problems (OR = 2.38, 95% CI = 0.95 to 5.97), but this association was not significant for children's internalizing problems (OR = 1.85, 95% CI = 0.55 to 6.21). Thus, children with two or more risk factors were more likely to have clinically significant levels of internalizing and externalizing problems and were significantly more likely to use emotional and behavioral health services as well as medical and educational services compared with children who had none of the cumulative risk factors.

**5-HTTLPR.** The promoter activity of the 5-HTT gene, located on 17q11.2, is modified by sequence elements within the 5' regulatory region, designated 5-HTTLPR. There is a 20–23 base pair repeat motif within this region within which two alleles are typically identified: a 14-repeat short allele versus a 16-repeat long allele.

DNA was extracted from buccal swabs as described by Freeman, Curtis, Hockett, Mill, and Craig (2003) for the 91% of the White British and other White participants within the sample. 5-HTTLPR was genotyped using standard polymerase chain reaction protocols using a PTC-225 thermocycler. The forward primer had the sequence 5'-TCGAGGCTGAGCGTCTAGAGGGACTGAGCT-3' and the reverse primer had the sequence 5'-CTTGTTGGGGATTCTCCCGCTGGCGT-3'. Cycling conditions included an initial 10-min denaturing step at 95 °C, followed by 30 cycles at 65 °C for 1 min each, and a final extension phase at 72 °C for 5 min. Reactions were performed on 2 µl DNA, 10× NH<sub>4</sub> buffer, 25 mM MgCl<sub>2</sub>, 5 pmol primer, and 1 U Taq polymerase and made up to 10 µl total volume with H<sub>2</sub>O. Polymerase chain reaction fragments were resolved on a 2% ethidium bromide stained agarose gel by electrophoresis for 1.5 hr at 220 V. Visualization under ultraviolet allowed for identification of genotypes (Table 1). The three groups were in Hardy–

Weinberg equilibrium,  $\chi^2(2) = 0.01, p = .56$ . Twenty-five children refused to provide DNA, and one sample was lost.

**Internalizing problems** were measured with the Child and Adolescent Symptom Inventory—4 Revised (Gadow & Sprafkin, 2005). Caregivers and teachers reported how often children engaged in behaviors reflecting symptoms of generalized anxiety disorder (six items for caregivers, five items for teachers) and symptoms of dysthymia (eight items for caregivers, six items for teachers). Responses ranged from 0 (*never*) to 3 (*very often*). Children were coded as having met criteria for a symptom if they did it “often” or “very often” or if they did it “sometimes” in the case of low base rate behaviors. Symptoms were summed within informant. Generalized anxiety and dysthymia symptom sum scores were correlated within informant (caregivers:  $r = .60, p < .001$ ; teachers:  $r = .64, p < .001$ ). These scores were standardized and averaged to create caregiver- ( $\alpha = 0.71$ ) and teacher-reported ( $\alpha = 0.79$ ) internalizing scores, respectively. The correlation between caregiver and teacher internalizing scores was  $r = .37 (p < .001)$ , and these scores were standardized and averaged to form the combined informant internalizing score used in our analyses. Means and standard deviations are provided in Table 1.

**Externalizing problems** were measured with the Child and Adolescent Symptom Inventory—4 Revised (Gadow & Sprafkin, 2005). Caregivers and teachers reported how often children engaged in behaviors reflecting symptoms of conduct disorder (15 items for caregivers; 8 items for teachers) and symptoms of oppositional defiant disorder (8 items for both caregivers and teachers). Responses ranged from 0 (*never*) to 3 (*very often*). Children were coded as having met criteria for a symptom if they did it “often” or “very often” or if they did it “sometimes” in the case of low base rate behaviors (e.g., “starts fires”). Symptoms were summed within informant. Conduct and oppositional defiant symptom sum scores were correlated within informant (caregivers:  $r = .60, p < .001$ ; teachers:  $r = .76, p < .001$ ). These scores were standardized and averaged to create caregiver- ( $\alpha = 0.87$ ) and teacher-reported ( $\alpha = 0.92$ ) externalizing scores, respectively. The correlation between caregiver and teacher externalizing scores was  $r = .42, p < .001$ , and these scores were standardized and averaged to form the combined informant externalizing score used in our analyses. Means and standard deviations are provided in Table 1.

**Coping strategies** were measured with a modified version of the Children's Coping Strategies Checklist—Revision 1 (CCSC-R1; Ayers et al., 1996; Program for Prevention Research, 1999). Children were asked to think about how often they used various coping strategies to solve their problems, or make themselves feel better, during the past month (0 = *never* to 3 = *most of the time*). The CCSC-R1 comprises 4 higher order scales (active, distraction, avoidance, and support seeking strategies), each of which consists of 2 to 6 lower order scales (13 in total) comprising 4 to 5 items each. To reduce the time burden on participants, we administered a shortened version of the CCSC-R1 that included 2 items from each of the 13 subscales, with items selected for face validity. This included 4 items reflecting distraction coping, 4 items reflecting

support seeking, 12 items reflecting active coping, and 6 items reflecting avoidant coping.

Given evidence that the four higher-order factors of the CCSC-R1 are highly correlated (Ayers et al., 1996), we subjected the 26 items to an exploratory factor analysis with direct oblimin rotation. All items (except 2, which were excluded) loaded on their original scales, and the internal consistency reliability of most of the original scales was adequate, although Cronbach  $\alpha$  was low for the avoidance coping measure ( $\alpha = 0.56$ ). Within each coping scale, items were summed (see Table 1 for means and standard deviations). The Cronbach  $\alpha$  for distraction coping was 0.70 (after deleting 1 item “you read a book or magazine,” which reduced the magnitude of Cronbach  $\alpha$  to 0.67). For support seeking, the Cronbach  $\alpha$  was 0.64, and for active coping the Cronbach  $\alpha$  was 0.75. As shown in Table 2, correlations among the coping subscales ranged from  $r = .18$  to  $.42$  (all  $ps < .001$ ).

### Statistical analysis

First, bivariate correlations were conducted among study variables (see Table 2). Second, we attempted to replicate previous findings in the literature (and facilitate the work of future meta-analysts) by conducting ordinary least squares (OLS) regression analyses to test whether *5-HTTLPR* moderated the effect of cumulative environmental risk on children’s problem behaviors. An additive mode of transmission was assumed for genetic data (0, 1, 2 short alleles). Thereafter, hypothesis-testing analyses were undertaken. The Widaman et al. (2012) model-testing approach that we describe and implement below is designed to evaluate, on an a priori basis, competing models of Person  $\times$  Environment interaction. In contrast to traditional OLS approaches that evaluate whether an omnibus interaction, taking no particular form, is statistically significant, the model-testing approach can determine whether the anticipated moderating effect of *5-HTTLPR* on contextual risk in predicting problem behavior proves more consistent with diathesis–stress or differential susceptibility thinking.<sup>1</sup>

In order to illuminate and competitively evaluate the form of the hypothesized genetic moderational process under investigation, we employed SAS 9.3 PROC NLIN and NLMIXED to fit all models. The reparameterized model adapted from Widaman et al. (2012) follows the form

$$Y = A_0 + B_1(X_1 - C) + B_4((X_1 - C) \times D_2) + B_5((X_1 - C) \times D_3) + E, \quad (1)$$

1. The model testing approach developed by Widaman et al. (2012) is designed to be an alternative to traditional OLS approaches. Opinions vary, even within our research group, as to whether there are conditions under which traditional OLS and model-fitting approaches should be used in tandem; one perspective is that the inclusion of OLS regression coefficients is *solely* to facilitate the work of future meta-analysts, whereas another perspective is that model-fitting and traditional OLS approaches can be mutually informative, particularly when the goal is to replicate reported interaction effects.

where  $Y$  represents the combined-informant internalizing or externalizing score, adjusted for sex;  $X_1$  demarcates cumulative risk;  $D_2$  and  $D_3$  are the dummy variables with unit values for individuals in *5-HTTLPR* allelic groups 2 and 3, respectively (i.e., Group 2: S/L heterozygotes; Group 3: S/S homozygotes); and  $C$  is the crossover point of the three allelic groups. Note that the current inquiry only evaluates three allelic groups using the same crossover point.

Equivalent to Equation 1, the following reflects the equation for each allelic group:

$$Y = \begin{cases} \text{Group 1 (L/L):} & Y = A_0 + B_1(X_1 - C) + E \\ \text{Group 2 (S/L):} & Y = A_0 + B_2(X_1 - C) + E, \\ \text{Group 3 (S/S):} & Y = A_0 + B_3(X_1 - C) + E \end{cases} \quad (2)$$

where  $B_2 = B_1 + B_4$ , and  $B_3 = B_1 + B_5$  ( $B_4, B_5$  in Equation 1);  $B_1, B_2$ , and  $B_3$  stand for the slope for each allelic group; and  $A_0$  is the intercept for each group. All other symbols are defined above.

The model in Equation 1 is the weak differential susceptibility model (Model 1w) in which the crossover point falls within the range of environmental measurement and all allelic groups prove susceptible to environmental influence to some degree, though some more strongly than others. In contrast, the strong differential susceptibility model (Model 1s) stipulates that the association between environmental predictor and outcome is nonsignificant for the least (or less) malleable group(s), thereby fixing  $B_1$  (or  $B_1$  and  $B_2$ ) to zero, and significant for the most (or more) malleable group(s). Weak and strong diathesis–stress models (Models 2w and 2s) differ in similar ways from each other, although for both the crossover point is fixed at the positive end (i.e., low risk end) of the environmental parameter.

Each model supplies Akaike and Bayesian information criteria (AIC and BIC, respectively). Lower values of AIC and BIC indicate better fit to the data. Both AIC and BIC contain penalties for model complexity, so adding unnecessary parameters will lead to a rise in the index, thereby indicating poorer fit to the data. We evaluated relative model fit using the AIC and BIC in connection with statistical significance of model parameters. Additional statistical details can be found in Widaman et al. (2012) and Belsky et al. (2013). Recommendations for comparing differential susceptibility versus diathesis stress models have also been made by Roisman et al. (2012).

## Results

### OLS regression results

We conducted OLS regression analyses in which we regressed internalizing and externalizing problems (separately) on the cumulative risk score, *5-HTTLPR* genotype (0, 1, or 2 short alleles), and the cumulative Risk  $\times$  Genotype cross-product. Prior to analysis, all variables were examined for fit between their distributions and the assumptions of OLS regression analysis including normality, linearity, and homoscedasticity of residuals.



**Table 2.** Bivariate correlations among study variables

	1	2	3	4	5	6	7	8	9
1. Female	—								
2. Cum. risk	-.10	—							
3. 5-HTTLPR	-.02	.08	—						
4. EXT	-.14*	.36**	.18**	—					
5. INT	-.05	.22**	.14*	.53**	—				
6. Avoidance coping	-.03	-.03	-.04	-.16**	-.09	—			
7. Distraction coping	-.21**	-.04	.07	-.03	-.16**	.20**	—		
8. Active coping	.01	-.15*	-.05	-.09	-.09	.36**	.39**	—	
9. Support coping	.09	-.05	-.01	-.08	-.04	.23**	.18**	.42**	—

Note: Female = 1; Cum. risk, cumulative risk; EXT, externalizing; INT, internalizing.  
\* $p < .05$ . \*\* $p < .01$ .

### Internalizing symptoms

After controlling for child sex, the interactive effect of the 5-HTTLPR genotype and cumulative risk on combined caregiver and teacher-reported internalizing problems was significant ( $b = 0.19$ ,  $SE = 0.10$ ,  $p < .05$ ). The interaction term accounted for 2% of the variance, with the full model accounting for 6% of the variance in combined caregiver and teacher reported internalizing problems.

### Externalizing symptoms

The interaction between the 5-HTTLPR genotype and cumulative risk was significant for combined caregiver- and teacher-reported externalizing problems ( $b = 0.25$ ,  $SE = 0.09$ ,  $p < .01$ ), with the interaction accounting for 3% of the variation and the full model accounting for 20% of the variation in caregiver-reported externalizing problems.

### Form of the interactions

Based on the preliminary analyses, we added gender as another parameter in the equation:

$$Y = \begin{cases} \text{Group 1(L/L):} & Y = A_0 + B_1(X_1 - C) \\ & + B_4 \times \text{Gender} + E \\ \text{Group 2(S/L):} & Y = A_0 + B_2(X_1 - C) \\ & + B_4 \times \text{Gender} + E \\ \text{Group 3(S/S):} & Y = A_0 + B_3(X_1 - C) \\ & + B_4 \times \text{Gender} + E \end{cases} \quad (3)$$

Then we fit a set of reparameterized models (Equation 3). Summary model results, including each estimated parameter and AIC and BIC for each model, are displayed in Tables 3 and 4. We next fixed the corresponding parameters to be zero<sup>2</sup> as previously described in order to compare the four alternative models (Model 1s/1w, 2s/2w).

2. The current analyses involved three allelic groups, whether the strong models (i.e., Model 1s/2s) constrain slope(s) for one or two allelic groups depends on whether the slope estimates differ significantly from zero in the freely estimated model (i.e., Model 1w).

### Internalizing problems

The results proved consistent with the *strong diathesis–stress* model for internalizing problems (Figure 1). This was because (a) all four alternative models fit the data well (see  $R^2$  values in Table 3) and equally so (see  $F$  test results for comparing models in Table 3); (b) Model 2s (i.e., strong diathesis–stress) had the smallest BIC and the second smallest AIC values; (c) in the freely estimated model (Model 1w), the crossover point (see values of  $C$  and  $CI$  in Table 3) fell partly outside the possible range of the environmental predictor, thus proving inconsistent with differential susceptibility; and (d) estimated slopes and 95% confidence intervals in Model 1w were significantly different from zero for the 5-HTTLPR S/S homozygotes but not for the long-allele carriers (i.e., S/L and L/L). Furthermore, constraining the two slopes to be zero did not result in a significant decrease in  $R^2$ .

### Externalizing problems

The results proved consistent with the *weak diathesis–stress* model for externalizing problems (Figure 2). This was because, (a) although all four alternative models (Model 1w/s, 2w/s) fit the data (see  $R^2$  values in Table 4), the weak diathesis–stress model (i.e., Model 2w) accounted for the most variance, an amount comparable to the full Model 1w (see  $F$  test results in Table 4); (b) the AIC and BIC values for Model 2w were the smallest; (c) in the freely estimated Model 1w (i.e., weak differential susceptibility model), the 95% confidence interval for the crossover point fell partly outside the possible range of the measured environmental predictor (see values  $C$  and  $CI$  in Table 4), thus proving inconsistent with differential susceptibility; (d) in Model 1w, the estimated slopes for all allelic groups were different from zero; (e) and even though the confidence interval for the estimated slope of 5-HTTLPR L/L homozygotes (i.e.,  $\beta_1$ ) in Model 1w fell slight below zero, constraining it to zero in the more parsimonious Model 2w did not significantly decrease  $R^2$  relative to Model 1w.

### Mediated moderation

To test the hypothesis that individual differences in coping strategies explained why the relationship between cumulative

**Table 3.** Alternative regression analyses for internalizing behavior ( $N = 252$ )

	Differential Susceptibility		Diathesis Stress	
	Weak Model 1w	Strong Model 1s	Weak Model 2w	Strong Model 2s
	Estimate (SE) 95% CI	Estimate (SE) 95% CI	Estimate (SE) 95% CI	Estimate (SE) 95% CI
$A_0$	-0.06 (0.20) -0.45, 0.34	0.03 (0.17) -0.30, 0.36	-0.08 (0.18) -0.43, 0.27	0.02 (0.17) -0.31, 0.34
$C$	0.16 (0.57) -0.96, 1.29	0.35 (0.41) -0.46, 1.15	0.00 (-) <sup>a</sup>	0.00 (-) <sup>a</sup>
$\beta_1$	0.03 (0.12) -0.20, 0.26	0.00 (-) <sup>a</sup>	0.05 (0.10) -0.15, 0.24	0.00 (-) <sup>a</sup>
$\beta_2$	0.16 (0.08) -0.002, 0.32	0.00 (-) <sup>a</sup>	0.16 (0.08) 0.003, 0.31	0.00 (-) <sup>a</sup>
$\beta_3$	0.41 (0.14) 0.14, 0.68	0.41 (0.15) 0.12, 0.70	0.39 (0.10) 0.19, 0.59	0.33 (0.09) 0.15, 0.52
$R_2$	0.0658	0.0519	0.0655	0.0500
$F$	3.46	4.52	4.33	6.55
$df^b$	5, 246	3, 248	4, 247	2, 249
$p$	0.005	0.004	0.002	0.002
$F$ vs. 1w	—	1.83	0.07	1.38
$df$	—	2, 246	1, 246	3, 246
$p$	—	0.16	0.80	0.25
$F$ vs. 1s	1.83	—	—	0.49
$df$	2, 246	—	—	1, 248
$p$	0.16	—	—	0.48
$F$ vs. 2s	1.38	0.49	2.05	—
$df$	3, 246	1, 248	2, 247	—
$p$	0.25	0.48	0.13	—
AIC	628.0	627.7	626.0	626.2
BIC	652.7	645.3	647.2	640.3

Note: AIC, Akaike information criterion; BIC, Bayesian information criterion;  $F$  vs. 1w, an  $F$  test of the differences in  $R_2$  for a given model versus Model 1w.

<sup>a</sup>Parameter fixed at the reported value; Standard errors and 95% confidence intervals are not applicable and are listed as (-)/(-).

<sup>b</sup>The original model included another estimated parameter for child gender (as a covariate). The parameter estimates (i.e.,  $\beta_4$ ) are not reported in the table, but the degrees of freedom counted for this parameter.

risk and internalizing and externalizing problems varied as a function of genotype, we used PROCESS (Model 8; Hayes, 2013), which estimates indirect effects using a bootstrapping procedure. Bias-corrected bootstrap confidence intervals based on 5,000 bootstrap samples were used to test the indirect effects. Coping strategies were evaluated as potential mediators by entering them simultaneously into the model, which allowed for testing whether these strategies collectively mediated observed associations as well as whether individual strategies uniquely mediated the associations, above and beyond the intercorrelations with the other strategies.

### Internalizing problems

The results of the mediated moderation model are presented in Figure 3. Mediated moderation analyses indicated that avoidance, support seeking, and active coping strategies did not significantly mediate the interaction between 5-HTTLPR genotype and cumulative risk on internalizing problems. However, dis-

traction coping was a significant mediator. The bootstrapping results yielded a total indirect effect of distraction coping ( $b = 0.02$ ,  $SE = 0.02$ ) with a 95% confidence interval that did not contain zero (0.0016, 0.0855). We further examined the indirect effects for each of the three genotype groups by testing for mediation in the simple slopes. These results demonstrated that the indirect effect of cumulative risk on combined caregiver and teacher reported internalizing problems through distraction coping was only significant for children who were homozygous for the short allele ( $b = 0.04$ ,  $SE = 0.03$ ; 95% CI = 0.0073, 0.1249) and that 16% of the effect of cumulative risk on combined caregiver and teacher reported internalizing symptoms could be explained by distraction coping. Among children who were homozygous for the short allele, the more cumulative risk indicators they had, the less frequently they used distraction coping, which in turn was associated with higher levels of internalizing problems. The indirect effects via the mediator were not significant for children who were heterozygous ( $b = 0.01$ ,  $SE = 0.01$ ; 95% CI = -0.0066,

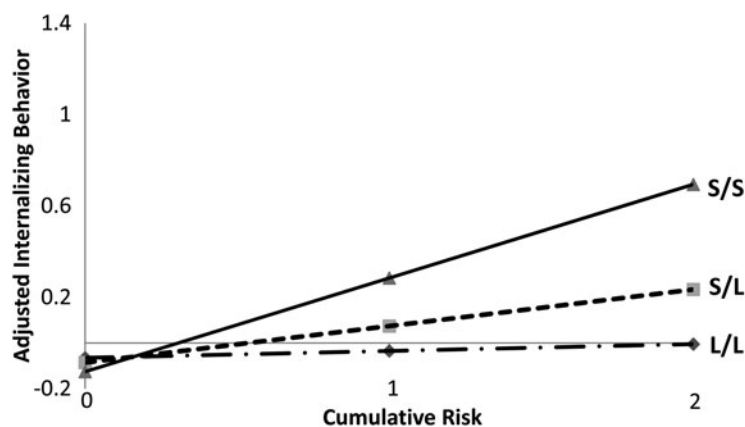
**Table 4.** Alternative regression analyses for externalizing behavior ( $N = 252$ )

	Differential Susceptibility		Diathesis Stress	
	Weak Model 1w	Strong Model 1s	Weak Model 2w	Strong Model 2s
	Estimate (SE) 95% CI	Estimate (SE) 95% CI	Estimate (SE) 95% CI	Estimate (SE) 95% CI
$A_0$	0.08 (0.20) -0.31, 0.48	0.19 (0.16) -0.12, 0.51	-0.01 (0.16) -0.33, 0.31	0.12 (0.16) -0.19, 0.43
$C$	0.27 (0.35) -0.42, 0.95	0.44 (0.22) 0.01, 0.87	0.00 (-) <sup>a</sup>	0.00 (-) <sup>a</sup>
$\beta_1$	0.20 (0.10) -0.01, 0.40	0.00 (-) <sup>a</sup>	0.22 (0.09) 0.04, 0.39	0.00 (-) <sup>a</sup>
$\beta_2$	0.29 (0.08) 0.14, 0.44	0.27 (0.08) 0.11, 0.42	0.30 (0.07) 0.16, 0.44	0.24 (0.07) 0.10, 0.37
$\beta_3$	0.71 (0.13) 0.46, 0.97	0.73 (0.13) 0.48, 0.99	0.65 (0.09) 0.47, 0.83	0.59 (0.09) 0.42, 0.77
$R_2$	0.2069	0.1961	0.2055	0.1864
$F$	12.83	15.06	15.97	18.93
$df^b$	5, 246	4, 247	4, 247	3, 248
$p$	<.0001	<.0001	<.0001	<.0001
$F$ vs. 1w	—	3.36	0.43	3.19
$df$	—	1, 246	1, 246	2, 246
$p$	—	0.07	0.51	0.04
$F$ vs. 1s	3.36	—	—	2.99
$df$	1, 246	—	—	1, 247
$p$	0.07	—	—	0.09
$F$ vs. 2s	3.19	2.99	5.96	—
$df$	2, 246	1, 247	1, 247	—
$p$	0.04	0.09	0.02	—
AIC	582.9	582.9	581.3	585.3
BIC	607.6	607.6	602.5	603.0

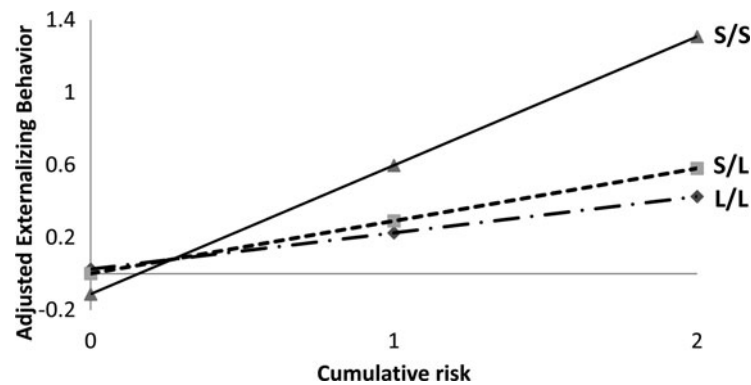
Note: AIC, Akaike information criterion; BIC, Bayesian information criterion;  $F$  vs. 1w, an  $F$  test of the differences in  $R_2$  for a given model versus Model 1w.

<sup>a</sup>Parameter fixed at the reported value; Standard errors and 95% confidence intervals are not applicable and are listed as (-)/(-).

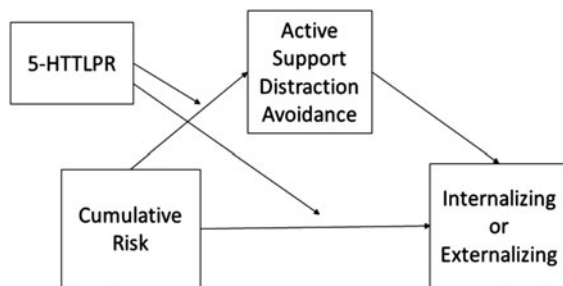
<sup>b</sup>The original model included another estimated parameter for child gender (as a covariate). The parameter estimates (i.e.,  $\beta_4$ ) are not reported in the table, but the degrees of freedom counted for this parameter.



**Figure 1.** Interaction between exposure to cumulative risk and 5-HTTLPR genotype predicting internalizing behavior. (Cumulative risk: “0” = 0 risk, “1” = 1 risk, “2” = 2 or 3 risks. “Adjusted Internalizing Behavior” represented the dependent variable after adjusting for child gender.)



**Figure 2.** Interaction between exposure to cumulative risk and *5-HTTLPR* genotype predicting externalizing behavior. (Cumulative risk: “0” = 0 risk, “1” = 1 risk, “2” = 2 or 3 risks. “Adjusted Externalizing Behavior” represented the dependent variable after adjusting for child gender.)



**Figure 3.** Mediated moderation model for internalizing symptoms.

0.04444) or children who were homozygous for the long allele ( $b = -0.02$ ,  $SE = 0.02$ ; 95% CI =  $-0.0818$ ,  $0.0078$ ).

### Externalizing problems

Although youth who more frequently used avoidance coping strategies had fewer externalizing problems (Table 2), none of the coping strategies significantly mediated the interactive effect of *5-HTTLPR* genotype and cumulative risk on externalizing problems.

## Discussion

### Implications for research and theory

To date, a relatively small number of studies have identified potential mechanisms by which risk for internalizing problems is increased among (Caucasian) short allele carriers who experience stressful life events. As reviewed earlier, these include imaging genetic studies showing that short/short homozygotes mount a significantly greater cortisol response to acute stressors than do long allele carriers (Miller et al., 2013) and that the association between *5-HTTLPR* genotype and amygdala reactivity is most pronounced in individuals who have been exposed to high levels of stressful life events (Alexander et al., 2009, 2012; Williams et al., 2009). These also include studies showing that the short allele is associated with cognitive vulnerabilities to depression, par-

ticularly under stressful conditions (Gibb et al., 2013) and suggestive evidence that short allele carriers cope differently with problems than do individuals who are homozygous for the long allele (Miu et al., 2013; Szily et al., 2008; Wilhelm et al., 2007). Consistent with this body of research, we found that (Caucasian) youth who carried two copies of the short allele differed from long allele carriers in how they coped with problems, particularly in the context of hostile and cold relationships with caregivers and exposure to traumatic events, mainly in their homes and neighborhoods.

Our finding that distraction coping strategies were associated with reductions in internalizing problems is consistent with (a) experimental evidence showing that inducing depressed people to focus on benign or positive thoughts reduces their dysphoria and improves their ability to generate effective solutions to problems and (b) some correlational data indicating that the more people manage to distract themselves from their problems, the less depressed they feel (Compas et al., 2001; Nolen-Hoeksema, Wisco, & Lyubomirsky, 2008). One possible explanation of such results is that instead of distracting themselves from potentially chronic and uncontrollable problems, youth who were homozygous for the short allele ruminated about those problems. Youth who were less capable of suitably distracting themselves from problems within their families or neighborhoods might have engaged in perseverative negative thinking that made it more difficult to think constructively or take action to solve problems or to enlist social support, thus increasing their chances of becoming depressed or anxious (Mor & Winquist, 2002; Nolen-Hoeksema et al., 2008). Another possibility is that youth who carried two copies of the short allele were simply not getting exercise-related benefits associated with distraction coping. Two of the distraction-coping strategies referred to playing sports and doing exercise, and there is evidence that exercise itself may relieve symptoms of internalizing problems, possibly by stimulating the release of endorphins (Craft & Landers, 1998; Rimer et al., 2012).

We did not find that coping styles mediated the *5-HTTLPR*  $G \times E$  effect on externalizing problems. Given the common co-occurrence of internalizing and externalizing symptoms

in this developmental period (Angold et al., 1999; Caron & Rutter, 1991; Drabick, 2009; Klein & Riso, 1993), we expected that similar coping constructs would account for both outcomes. While short allele carriers who were exposed to stressful experiences and relationships were at increased risk for internalizing and externalizing problems, our findings suggest that the mechanism by which this  $G \times E$  interaction exerts its effect may differ for internalizing versus externalizing problems. In the case of externalizing problems, it may be that heightened physiological reactivity associated with short allele genotype, coupled with executive function deficits that weaken inhibitory control (Morgan & Lilienfeld, 2000), increases the likelihood that youth will respond with reactive aggression to perceived threats.

Although we measured four coping strategies, only two (distraction and avoidance) were associated with children's internalizing and externalizing problems, respectively, particularly when youth were homozygous for the short allele. Distraction and avoidance may be particularly effective coping strategies when stressors are perceived as uncontrollable, as may have been the case for youth in our sample who were exposed to yelling, shouting, and violence in their homes and neighborhoods as well as relationships with caregivers that were relatively harsh and lacking in affection.

Although distraction coping has frequently been associated with reduced risk of internalizing and externalizing problems, avoidance coping shows mixed associations. Consistent with the possibility that avoidance coping may be beneficial in the context of uncontrollable stressors, several studies of socioeconomically disadvantaged, inner-city youth faced with high rates of family and neighborhood poverty and violence indicate that avoidance coping is associated with reductions in externalizing problems and other outcomes, at least for some groups (Gonzalez et al., 2001; Grant et al., 2000; Sanchez et al., 2013). Like the youth in these studies, CEDS youth were predominantly from socioeconomically disadvantaged neighborhoods with relatively high rates of family and community violence. In this context, engaging with the stressor may provoke aggressive interactions and thus be associated with increases in children's externalizing problems, whereas avoidance behaviors like trying to stay away from things that make you upset or trying to avoid people who make you feel bad may decrease the chances that children will engage in externalizing behavior.

Although we did not find that active and support-seeking coping strategies were associated with children's internalizing and externalizing problems, it is possible that these strategies will be used to greater benefit as the children get older. For example, children's effective use of active coping strategies may rely on a level of cognitive maturity and abstraction that our participants lacked. Similarly, as children age, they may have a broader social circle on which to rely for advice and support, making support-seeking strategies more effective in reducing the risk for internalizing and externalizing problems. Such a developmental transition, in which children learn to engage with their emotions, may be neces-

sary to prevent distraction coping strategies from morphing into more harmful avoidance behaviors (Nolen-Hoeksema et al., 2008).

### *Limitations*

Although the study had a number of strengths, including assessments of children's internalizing and externalizing problems by multiple informants, it was also characterized by various weaknesses. First, although internal consistency reliability for the active and distraction coping subscales was adequate ( $\geq 0.70$ ), it was lower for the support-seeking and avoidance-coping subscales. Thus, measurement error might have attenuated observed associations between coping style and other predictor or outcome variables in our models. Second, although the effect of the interaction between *5-HTTLPR* genotype and cumulative environmental risk on children's internalizing problems was significantly mediated by distraction coping strategies, the mediated effect was small, suggesting that other factors also explain why short/short homozygotes are at elevated risk for internalizing problems in the context of stressful relationships and experiences.

Third, cumulative risk measures have been criticized for making arbitrary designations of risk status (e.g., the "risk" end of a continuously distributed variable can be identified anywhere from above the median to the top 10%), for presuming additive (versus interactive) effects of risk variables, for weighting all risks equally (despite potential differences in risk severity), and for comprising combinations of more proximal versus more distal risk factors representing conceptually distinct domains of risk (e.g., socioeconomic stressors versus parental psychopathology; Evans, Li, & Whipple, 2013). Nevertheless, cumulative risk measures reflect the reality that physical and psychosocial risk factors frequently co-occur (Evans, 2004); they are parsimonious; and they are more highly predictive of poor developmental outcomes than are measures of single exposures (Evans et al., 2013). Although our cumulative risk measure comprised indicators of caregiver-child relations and children's exposure to traumatic events, these generally reflected caregiver-child, family, and neighborhood relationships that were high in hostility and low in warmth given that children in our sample most frequently reported traumatic events involving family and neighborhood discord. Our measure of cumulative risk also showed predictive validity in that youth who had experienced two or more of the risk indicators were more likely to have received services (including emotional and behavioral health services) and to have clinically significant levels of internalizing and externalizing problems.

### *Future directions for translating research on the influential child into preventive intervention*

Children in our sample benefited from the use of avoidance and distraction strategies (particularly short/short carriers in the case of distraction strategies). Given the potential for these

strategies to become maladaptive if children fail to eventually engage with their emotions, distractions that provide opportunities for children to form socially supportive relationships may be especially beneficial in the short and long term. Playing sports on a team or joining a club might be a good distraction and have the added benefit of surrounding children and adolescents with peers and adults who could encourage them to share their feelings and help them address whatever problems they may be experiencing. Sports teams and clubs may also provide youth with structured alternatives to engaging in more risky behaviors. In contrast, more solitary distractions like reading books, watching movies, or playing video games may not benefit youth in the long term if they do not ultimately provide opportunities to engage with emotions or to actively problem-solve. We note that such opportunities could present themselves if, for example, youth gained in-

sight into their own circumstances by seeing them mirrored in the lives of fictional and nonfictional figures.

Youth who are homozygous for the short allele and who appear to be highly physiologically and emotionally reactive in the face of stress may benefit the most by being trained to do something they enjoy that takes their minds off their problems when they feel overwhelmed. If research on child effects has taught us anything, however, it is that this hypothesis must be evaluated so as to rule out the possibility of reverse causation. That is, children who are naturally capable of distracting themselves may be the same children who are least likely to experience internalizing or externalizing problems. A randomized control trial would demonstrate whether exercises or activities that facilitate distraction coping strategies reduce children's internalizing or externalizing problems independent of whatever characteristics children bring to the activity.

## References

- Alexander, N., Klucken, T., Koppe, G., Osinsky, R., Walter, B., Vaitl, D., et al. (2012). Interaction of the serotonin transporter-linked polymorphic region and environmental adversity: Increased amygdala-hypothalamus connectivity as a potential mechanism linking neural and endocrine hyperreactivity. *Biological Psychiatry*, *72*, 49–56.
- Alexander, N., Kuepper, Y., Schmitz, A., Osinsky, R., Kozyra, E., & Hennig, J. (2009). Gene-environment interactions predict cortisol responses after acute stress: Implications for the etiology of depression. *Psychoneuroendocrinology*, *34*, 1294–1303.
- Angold, A., Costello, E. J., & Erkanli, A. (1999). Comorbidity. *Journal of Child Psychology and Psychiatry*, *40*, 57–87. doi:<http://dx.doi.org/10.1111/1469-7610.00424>
- Åslund, C., Leppert, J., Comasco, E., Nordquist, N., Orelund, L., & Nilsson, K. W. (2009). Impact of the interaction between the 5-HTTLPR polymorphism and maltreatment on adolescent depression: A population-based study. *Behavior Genetics*, *39*, 524–531. doi: 10.1007/s10519-009-9285-9
- Ayers, T. S., Sandler, I. N., West, S. G., & Roosa, M. W. (1996). A dispositional and situational assessment of children's coping: Testing alternative models of coping. *Journal of Personality*, *64*, 923–958. doi:10.1111/j.1467-6494.1996.tb00949.x
- Beevers, C. G., Wells, T. T., Ellis, A. J., & McGeary, J. E. (2009). Association of the serotonin transporter gene promoter region (5-HTTLPR) polymorphism with biased attention for emotional stimuli. *Journal of Abnormal Psychology*, *118*, 670–681.
- Beitchman, J., Baldassarra, L., Mik, H., DeLuca, V., King, N., Bender, D., et al. (2006). Serotonin transporter polymorphisms and persistent, pervasive childhood aggression. *American Journal of Psychiatry*, *163*, 1103–1105.
- Belsky, J., Bakermans-Kranenburg, M., & van Ijzendoorn, M. (2007). For better and for worse: Differential susceptibility to environmental influences. *Current Directions in Psychological Science*, *16*, 305–309.
- Belsky, J., Jonassaint, C., Pluess, M., Stanton, M., Brummet, B., & Williams, R. (2009). Vulnerability genes or plasticity genes? *Molecular Psychiatry*, *14*, 746–754.
- Belsky, J., Melhuish, E., Barnes, J., Leyland, A. H., Romaniuk, H., & National Evaluation of Sure Start Research Team. (2006). Effects of Sure Start local programmes on children and families: Early findings from a quasi-experimental cross sectional study. *British Medical Journal*, *332*, 1476–1478.
- Belsky, J., & Pluess, M. (2009). Beyond diathesis stress: Differential susceptibility to environmental influences. *Psychological Bulletin*, *135*, 885–908.
- Belsky, J., & Pluess, M. (2013). Beyond risk, resilience and dysregulation: Phenotypic plasticity and human development. *Development and Psychopathology*, *25*, 1243–1261.
- Belsky, J., Pluess, M., & Widaman, K. F. (2013). Confirmatory and competitive evaluation of alternative gene-environment interaction hypotheses. *Journal of Child Psychology and Psychiatry*, *54*, 1135–1143.
- Bollen, K., & Lenox, R. (1991). Conventional wisdom on measurement: A structural equation perspective. *Psychological Bulletin*, *110*, 305–314.
- Canli, T., Qiu, M., Omura, K., Congdon, E., Haas, B. W., Amin, Z., et al. (2006). Neural correlates of epigenesis. *PNAS*, *103*, 16033–16038.
- Caron, C., & Rutter, M. (1991). Comorbidity in child psychopathology: Concepts, issues, and research strategies. *Journal of Child Psychology and Psychiatry*, *32*, 1063–1080.
- Caspi, A., McClay, J., Moffitt, T. E., Mill, J., Martin, J., Craig, I. W., et al. (2002). Role of genotype in the cycle of violence in maltreated children. *Science*, *297*, 851–854.
- Caspi, A., Sugden, K., Moffitt, T. E., Taylor, A., Craig, I. W., Harrington, H., et al. (2003). Influence of life stress on depression: Moderation by a polymorphism in the 5-HTT gene. *Science*, *301*, 386–389. doi:10.1126/science.1083968
- Cicchetti, D., Rogosch, F. A., & Sturge-Apple, M. L. (2007). Interactions of child maltreatment and serotonin transporter and monoamine oxidase A polymorphisms: Depressive symptomatology among adolescents from low socioeconomic status backgrounds. *Development and Psychopathology*, *19*, 1161–1180. doi:10.1017/S0954579407000600
- Compas, B. E. (2006). Psychobiological processes of stress and coping: Implications for resilience in children and adolescents—Comments on the papers by Romeo & McEwen and Fisher et al. *Annals of the New York Academy of Sciences*, *1094*, 226–234.
- Compas, B. E., Connor-Smith, J. K., Saltzman, H., Thomsen, A. H., & Wadsworth, M. E. (2001). Coping with stress during childhood and adolescence: Problems, progress, and potential in theory and research. *Psychological Bulletin*, *127*, 87–127.
- Conger, R., Wallace, L., Sun, Y., McLoyd, V., & Brody, G. (2002). Economic pressure in African-American families: A replication and extension of the family stress model. *Developmental Psychology*, *38*, 179–193.
- Connor-Smith, J. K., Compas, B. E., Wadsworth, M. E., Harding Thomsen, A., & Saltzman, H. (2000). Responses to stress in adolescence: Measurement of coping and involuntary stress responses. *Journal of Consulting and Clinical Psychology*, *68*, 976–992.
- Conway, C. C., Hammen, C., Espejo, E. P., Wray, N. R., Najman, J. M., & Brennan, P. A. (2012). Appraisals of stressful life events as a genetically-linked mechanism in the stress-depression relationship. *Cognitive Therapy and Research*, *36*, 338–347.
- Conway, C. C., Keenan-Miller, D., Hammen, C., Lind, P. A., Najman, J. M., & Brennan, P. A. (2012). Coaction of stress and serotonin transporter genotype in predicting aggression at the transition to adulthood. *Journal of Clinical Child and Adolescent Psychology*, *41*, 53–63.
- Craft, L. L., & Landers, D. M. (1998). The effect of exercise on clinical depression and depression resulting from mental illness: A meta-analysis. *Journal of Sport & Exercise Psychology*, *20*, 339–357.
- Davidge, K. M., Atkinson, L., Douglas, L., Lee, V., Shapiro, S., Kennedy, J. L., et al. (2004). Association of the serotonin transporter and 5HT1D $\beta$  receptor genes with extreme, persistent and pervasive aggressive behaviour in children. *Psychiatric Genetics*, *14*, 143–146. doi:10.1097/00041444-200409000-00004

- Davies, P. T., & Cicchetti, D. (2014). How and why does the 5-HTTLPR gene moderate associations between maternal unresponsiveness and children's disruptive problems? *Child Development, 85*, 484–500.
- Drabick, D. A. (2009). Can a developmental psychopathology perspective facilitate a paradigm shift toward a mixed categorical-dimensional classification system? *Clinical Psychology: Science and Practice, 16*, 41–49.
- Ebata, A. T., & Moos, R. H. (1991). Coping and adjustment in distressed and healthy adolescents. *Journal of Applied Developmental Psychology, 12*, 33–54. doi:10.1016/0193-3973(91)90029-4
- Ellis, B. J., Boyce, W. T., Belsky, J., Bakermans-Kranenburg, M. J., & van IJzendoorn, M. H. (2011). Differential susceptibility to the environment: A neurodevelopmental theory. *Development and Psychopathology, 23*, 7–28.
- Evans, G. W. (2004). The environment of childhood poverty. *American Psychologist, 59*, 77–92.
- Evans, G. W., Li, D., & Whipple, S. S. (2013). Cumulative risk and child development. *Psychological Bulletin, 139*, 1342–1396.
- Fear, J. M., Champion, J. E., Reeslund, K. L., Forehand, R., Colletti, C., Roberts, L., et al. (2009). Parental depression and interparental conflict: Children and adolescents' self-blame and coping responses. *Journal of Family Psychology, 23*, 762–766.
- Forns, M., Balluerka, N., Gomez-Benito, J., Kirchner, T., & Amador, J. A. (2010). Multilevel approach to stressors, coping, and psychopathological symptoms. *Psychological Reports, 106*, 262–278.
- Freeman, B., Curtis, C., Huckett, L., Mill, J., & Craig, I. W. (2003). DNA from buccal swabs recruited by mail: Evaluation of storage effects on long-term stability and suitability for multiplex polymerase chain reaction and genotyping. *Behavior Genetics, 33*, 67–72.
- Gadow, K. D., & Sprafkin, J. (2005). *Child and Adolescent Symptom Inventory—4 Revised (CASI-4R)*. Stony Brook, NY: Checkmate Plus.
- Garbarino, J., Kostelny, K., & Dubrow, N. (1991). What children can tell us about living in danger. *American Psychologist, 46*, 376–383. doi:10.1037/0003-066X.46.4.376
- Gerra, G., Garofano, L., Castaldini, L., Rovetto, F., Zaimovic, A., Moi, G., et al. (2005). Serotonin transporter promoter polymorphism genotype is associated with temperament, personality traits and illegal drugs use among adolescents. *Journal of Neural Transmission, 112*, 1397–1410.
- Gibb, B. E., Beevers, C. G., & McGeary, J. E. (2013). Toward an integration of cognitive and genetic models of risk for depression. *Cognition & Emotion, 27*, 193–216.
- Gonzales, N. A., Tein, J., Sandler, I. N., & Friedman, R. J. (2001). On the limits of coping: Interaction between stress and coping for inner-city adolescents. *Journal of Adolescent Research, 16*, 372–395. doi:10.1177/0743558401164005
- Grant, K. E., O'Koon, J. H., Davis, T. H., Roache, N. A., Poindexter, L. M., Armstrong, M. L., et al. (2000). Protective factors affecting low-income urban African American youth exposed to stress. *Journal of Early Adolescence, 20*, 388–417.
- Greenberg, B. D., Tolliver, T. J., Huang, S., Li, Q., Bengel, D., & Murphy, D. L. (1999). Genetic variation in the serotonin transporter promoter region affects serotonin uptake in human blood platelets. *American Journal of Medical Genetics, 88*, 83–87.
- Haberstick, B. C., Smolen, A., & Hewitt, J. K. (2006). Family-based association test of the 5-HTTLPR and aggressive behavior in a general population sample of children. *Biological Psychiatry, 59*, 836–843. doi:10.1016/j.biopsych.2005.10.008
- Hayden, E. P., Olino, T. M., Bufferd, S. J., Miller, A., Dougherty, L. R., Sheikh, H. I., et al. (2013). The serotonin transporter linked polymorphic region and brain-derived neurotrophic factor valine to methionine at position 66 polymorphisms and maternal history of depression: Associations with cognitive vulnerability to depression in childhood. *Development and Psychopathology, 25*, 587–598.
- Heils, A., Teufel, A., Petri, S., Stöber, G., Riederer, P., Bengel, D., et al. (1996). Allelic variation of human serotonin transporter gene expression. *Journal of Neurochemistry, 66*, 2621–2624. doi:10.1046/j.1471-4159.1996.66062621.x
- Jaffee, S. R., McFarquhar, T., Stevens, S., Ouellet-Morin, I., Melhuish, E., & Belsky, J. (2015). Interactive effects of early and recent exposure to stressful contexts on cortisol reactivity in middle childhood. *Journal of Child Psychology and Psychiatry, 56*, 138–146.
- Jaser, S., Fear, J., Reeslund, K., Champion, J., Reising, M., & Compas, B. (2008). Maternal sadness and adolescents' responses to stress in offspring of mothers with and without a history of depression. *Journal of Clinical Child and Adolescent Psychology, 37*, 736–746.
- Jaser, S. S., Langrock, A. M., Keller, G., Merchant, M. J., Benson, M. A., Reeslund, K., et al. (2005). Coping with the stress of parental depression: II. Adolescent and parent reports of coping and adjustment. *Journal of Clinical Child and Adolescent Psychology, 34*, 193–205.
- Karg, K., Burmeister, M., Shedden, K., & Sen, S. (2011). The serotonin transporter promoter variant (5-HTTLPR), stress, and depression meta-analysis revisited: Evidence of genetic moderation. *Archives of General Psychiatry, 68*, 444–454.
- Kaufman, J., Yang, B., Douglas-Palumberi, H., Houshyar, S., Lipschitz, D., Krystal, J. H., et al. (2004). Social supports and serotonin transporter gene moderate depression in maltreated children. *Proceedings of the National Academy of Sciences, 101*, 17316–17321. doi:10.1073/pnas.0404376101
- Klein, D. N., & Riso, L. P. (1993). Psychiatric disorders: Problems of boundaries and comorbidity. In C. G. Costello (Ed.), *Basic issues in psychopathology* (pp. 19–26). New York: Guilford Press.
- Klucken, T., Alexander, N., Schweckendiek, J., Merz, C. J., Kagerer, S., Osinsky, R., et al. (2013). Individual differences in neural correlates of fear conditioning as a function of 5-HTTLPR and stressful life events. *Social Cognitive and Affective Neuroscience, 8*, 318–325.
- Lazarus, R. S., & Folkman, S. (1984). *Stress, appraisal, and coping*. New York: Springer.
- Lesch, K. P., Bengel, D., Heils, A., Sabol, S., Greenberg, B., Petri, S., et al. (1996). Association of anxiety-related traits with a polymorphism in the serotonin transporter gene regulatory region. *Science, 274*, 1527–1531.
- Lucki, I. (1998). The spectrum of behaviors influenced by serotonin. *Biological Psychiatry, 44*, 151–162.
- Lyons-Ruth, K., Holmes, B. M., Sasvari-Szekely, M., Ronai, Z., Nemoda, Z., & Pauls, D. (2007). Serotonin transporter polymorphism and borderline or antisocial traits among low-income young adults. *Psychiatric Genetics, 17*, 339–343. doi:10.1097/YPG.0b013e3281ac237e
- Maes, M., & Meltzer, H. (1995). The serotonin hypothesis of major depression. In F. E. Bloom & D. J. Kupfer (Eds.), *Psychopharmacology: The fourth generation of progress* (pp. 933–944). New York: Raven Press.
- Margolin, G., & Gordis, E. B. (2000). The effects of family and community violence on children. *Annual Review of Psychology, 51*, 445–479. doi:10.1146/annurev.psych.51.1.445
- Marmorstein, N. R. (2007). Relationships between anxiety and externalizing disorders in youth: The influences of age and gender. *Journal of Anxiety Disorders, 21*, 420–432. doi:10.1016/j.janxdis.2006.06.004
- Miller, R., Wankerl, M., Stalder, T., Kirschbaum, C., & Alexander, N. (2013). The serotonin transporter gene-linked polymorphic region (5-HTTLPR) and cortisol stress reactivity: A meta-analysis. *Molecular Psychiatry, 18*, 1018–1024.
- Miu, A. C., Vulturar, R., Chis, A., Ungureanu, L., & Gross, J. J. (2013). Reappraisal as a mediator in the link between 5-HTTLPR and social anxiety symptoms. *Emotion, 13*, 1012–1022.
- Moeller, F. G., Allen, T., Cherek, D. R., Dougherty, D. M., Lane, S., & Swann, A. C. (1998). Ipsapirone neuroendocrine challenge: Relationship to aggression as measured in the human laboratory. *Psychiatry Research, 81*, 31–38. doi:10.1016/S0165-1781(98)00081-X
- Mor, N., & Winquist, J. (2002). Self-focused attention and negative affect: A meta-analysis. *Psychological Bulletin, 128*, 638–662.
- Morgan, A. B., & Lilienfeld, S. O. (2000). A meta-analytic review of the relation between antisocial behavior and neuropsychological measures of executive function. *Clinical Psychology Review, 20*, 113–136.
- Mueller, A., Armbruster, D., Moser, D. A., Canli, T., Lesch, K. P., Brocke, B., et al. (2011). Interaction of serotonin transporter gene-linked polymorphic region and stressful life events predicts cortisol stress response. *Neuropsychopharmacology, 36*, 1332–1339.
- Munafò, M. R., Brown, S. M., & Hariri, A. R. (2008). Serotonin transporter (5-HTTLPR) genotype and amygdala activation: A meta-analysis. *Biological Psychiatry, 63*, 852–857.
- Munafò, M. R., Durrant, C., Lewis, G., & Flint, J. (2009). Gene x environment interactions at the serotonin transporter locus. *Biological Psychiatry, 65*, 211–219.
- Neumeister, A., Konstantinidis, A., Stastny, J., Schwarz, M. J., Vitouch, O., Will-eit, M., et al. (2002). Association between serotonin transporter gene promoter polymorphism (5-HTTLPR) and behavioral responses to tryptophan depletion in healthy women with and without family history of depression. *Archives of General Psychiatry, 59*, 613–620. doi:10.1001/archpsyc.59.7.613
- Nicolotti, L., El-Sheikh, M., & Whitson, S. A. (2003). Children's coping with marital conflict and their adjustment and physical health: Vulnerability and protective functions. *Journal of Family Psychology, 17*, 315–326.

- Nolen-Hoeksema, S., Wisco, B. E., & Lyubomirsky, S. (2008). Rethinking rumination. *Perspectives on Psychological Science*, 3, 400–424.
- Program for Prevention Research. (1999). *Manual for the Children's Coping Strategies Checklist and the How I Coped Under Pressure Scale*. Tempe, AZ: Arizona State University.
- Reif, A., Rösler, M., Freitag, C. M., Schneider, M., Eujen, A., Kissling, C., et al. (2007). Nature and nurture predispose to violent behavior: Serotonergic genes and adverse childhood environment. *Neuropsychopharmacology*, 32, 2375–2383. doi:10.1038/sj.npp.1301359
- Retz, W., Freitag, C. M., Retz-Junginger, P., Wenzler, D., Schneider, M., Kissling, C., et al. (2008). A functional serotonin transporter promoter gene polymorphism increases ADHD symptoms in delinquents: Interaction with adverse childhood environment. *Psychiatry Research*, 158, 123–131. doi:10.1016/j.psychres.2007.05.004
- Retz, W., Retz-Junginger, P., Supprian, T., Thome, J., & Rösler, M. (2004). Association of serotonin transporter promoter gene polymorphism with violence: Relation with personality disorders, impulsivity, and childhood ADHD psychopathology. *Behavioral Sciences & the Law*, 22, 415–425. doi:10.1002/bsl.589
- Ribbe, D. (1996). Psychometric review of Traumatic Event Screening Instrument for Children (TESI-C). In B. H. Stamm (Ed.), *Measurement of stress, trauma, and adaptation* (pp. 386–387). Lutherville, MD: Sidran Press.
- Rimer, J., Dwan, K., Lawlor, D. A., Greig, C. A., McMurdo, M., Morley, W., et al. (2012). Exercise for depression. *Cochrane Database of Systematic Reviews*, CD004366. doi:10.1002/14651858.CD004366.pub5
- Risch, N., Herrell, R., Lehner, T., Liang, K. Y., Eaves, L., Hoh, J., et al. (2009). Interaction between the serotonin transporter gene (5-HTTLPR), stressful life events, and risk of depression: A meta-analysis. *Journal of the American Medical Association*, 301, 2462–2471.
- Roisman, G. I., Newman, D. A., Fraley, R. C., Haltigan, J. D., Groh, A. M., & Haydon, K. C. (2012). Distinguishing differential susceptibility from diathesis–stress: Recommendations for evaluating interaction effects. *Development and Psychopathology*, 24, 389–409. doi:10.1017/S0954579412000065
- Russo, M. F., & Beidel, D. C. (1994). Comorbidity of childhood anxiety and externalizing disorders: Prevalence, associated characteristics, and validation issues. *Clinical Psychology Review*, 14, 199–221. doi:10.1016/0272-7358(94)90008-6
- Sanchez, Y. M., Lambert, S. F., & Cooley-Strickland, M. (2013). Adverse life events, coping and internalizing and externalizing behaviors in urban African American youth. *Journal of Child and Family Studies*, 22, 38–47. doi:10.1007/s10826-012-9590-4
- Sandler, I. N., Tein, J., & West, S. G. (1994). Coping, stress, and the psychological symptoms of children of divorce: A cross-sectional and longitudinal study. *Child Development*, 65, 1744–1763. doi:10.2307/1131291
- Shelton, K. K., Frick, P. J., & Wootton, J. (1996). Assessment of parenting practices in families of elementary school-age children. *Journal of Clinical Child Psychology*, 25, 317–329.
- Simons, R. L., Lei, M. K., Beach, S. R. H., Brody, G. H., Philibert, R. A., & Gibbons, F. X. (2011). Social environment, genes, and aggression: Evidence supporting the differential susceptibility perspective. *American Sociological Review*, 76, 883–912. doi:10.1177/0003122411427580
- Sugden, K., Arseneault, L., Harrington, H., Moffitt, T. E., Williams, B., & Caspi, A. (2010). Serotonin transporter gene moderates the development of emotional problems among children following bullying victimization. *Journal of the American Academy of Child & Adolescent Psychiatry*, 49, 830–840. doi:10.1016/j.jaac.2010.01.024
- Szily, E., Bowen, J., Unoka, Z., Simon, L., & Kéri, S. (2008). Emotion appraisal is modulated by the genetic polymorphism of the serotonin transporter. *Journal of Neural Transmission*, 115, 819–822.
- Taylor, S. E., & Stanton, A. L. (2007). Coping resources, coping processes, and mental health. *Annual Review of Clinical Psychology*, 3, 377–401.
- Taylor, S. E., Way, B. M., Welch, W. T., Hilmert, C. J., Lehman, B. J., & Eisenberger, N. I. (2006). Early family environment, current adversity, the serotonin transporter promoter polymorphism, and depressive symptomatology. *Biological Psychiatry*, 60, 671–676. doi:10.1016/j.biopsych.2006.04.019
- Tobin, D. L., Holroyd, K. A., Reynolds, R. V., & Wigal, J. K. (1989). The hierarchical factor structure of the coping strategies inventory. *Cognitive Therapy and Research*, 13, 343–361.
- van IJzendoorn, M. H., Belsky, J., & Bakermans-Kranenburg, M. (2012). Serotonin transporter genotype 5HTTLPR as a marker of differential susceptibility? A meta-analysis of child and adolescent gene-by-environment studies. *Translational Psychiatry*, 2, e2.
- Verona, E., Joiner, T. E., Johnson, F., & Bender, T. W. (2006). Gender specific gene-environment interactions on laboratory-assessed aggression. *Biological Psychology*, 71, 33–41. doi:10.1016/j.biopsycho.2005.02.001
- Verona, E., & Patrick, C. J. (2000). Suicide risk in externalizing syndromes: Temperamental and neurobiological underpinnings. In T. Joiner & M. D. Rudd (Eds.), *Suicide science: Expanding the boundaries* (pp. 137–173). New York: Kluwer Academic/Plenum Press.
- Wadsworth, M. E., Raviv, T., Santiago, C. D., & Etter, E. M. (2011). Testing the adaptation to poverty-related stress model: Predicting psychopathology symptoms in families facing economic hardship. *Journal of Clinical Child and Adolescent Psychology*, 40, 646–657.
- Weisz, J. R., Francis, S. E., & Bearman, S. K. (2010). Assessing secondary control and its association with youth depression symptoms. *Journal of Abnormal Child Psychology*, 38, 883–893.
- Weisz, J. R., McCabe, M. A., & Dennig, M. D. (1994). Primary and secondary control among children undergoing medical procedures: Adjustment as a function of coping style. *Journal of Consulting and Clinical Psychology*, 62, 324–332.
- Widaman, K. F., Helm, J. L., Castro-Schilo, L., Pluess, M., Stallings, M. C., & Belsky, J. (2012). Distinguishing ordinal and disordinal interactions. *Psychological Methods*, 17, 615–622.
- Wilhelm, K., Siegel, J. E., Finch, A. W., Hadzi-Pavlovic, D., Mitchell, P. B., Parker, G., et al. (2007). The long and the short of it: Associations between 5-HTT genotypes and coping with stress. *Psychosomatic Medicine*, 69, 614–620.
- Williams, L. M., Gatt, J. M., Schofield, P. R., Olivieri, G., Peduto, A., & Gordon, E. (2009). “Negativity bias” in risk for depression and anxiety: Brain-body fear circuitry correlates, 5-HTT-LPR and early life stress. *NeuroImage*, 47, 804–814.
- Zalsman, G., Frisch, A., Bromberg, M., Gelernter, J., Michaelovsky, E., Campino, A., et al. (2001). Family-based association study of serotonin transporter promoter in suicidal adolescents: No association with suicidality but possible role in violence traits. *American Journal of Medical Genetics*, 105, 239–245.