

# Lawrence Berkeley National Laboratory

## Recent Work

### Title

SEARCH FOR H5

### Permalink

<https://escholarship.org/uc/item/0g74t3zn>

### Authors

Cence, Robert J.  
Waddell, Charles N.

### Publication Date

1962-04-27

**University of California**  
**Ernest O. Lawrence**  
**Radiation Laboratory**

**TWO-WEEK LOAN COPY**

*This is a Library Circulating Copy  
which may be borrowed for two weeks.  
For a personal retention copy, call  
Tech. Info. Division, Ext. 5545*

**Berkeley, California**

## DISCLAIMER

This document was prepared as an account of work sponsored by the United States Government. While this document is believed to contain correct information, neither the United States Government nor any agency thereof, nor the Regents of the University of California, nor any of their employees, makes any warranty, express or implied, or assumes any legal responsibility for the accuracy, completeness, or usefulness of any information, apparatus, product, or process disclosed, or represents that its use would not infringe privately owned rights. Reference herein to any specific commercial product, process, or service by its trade name, trademark, manufacturer, or otherwise, does not necessarily constitute or imply its endorsement, recommendation, or favoring by the United States Government or any agency thereof, or the Regents of the University of California. The views and opinions of authors expressed herein do not necessarily state or reflect those of the United States Government or any agency thereof or the Regents of the University of California.

UNIVERSITY OF CALIFORNIA  
Lawrence Radiation Laboratory  
Berkeley, California

Contract No. W-7405-eng-48

SEARCH FOR  $H^5$

Robert J. Gence and Charles N. Waddell

April 27, 1962

SEARCH FOR  $H^5$ 

Robert J. Cence

Lawrence Radiation Laboratory, University of California

Berkeley, California

and

Charles N. Waddell

Lawrence Radiation Laboratory, and

The University of Southern California

Los Angeles, California

## ABSTRACT

Following the suggestion that  $H^5$  might be stable against nucleon emission, a search was made for delayed neutrons resulting from the reaction  $Li^7(\gamma, 2p)H^5$ . The targets were bombarded with a 340-Mev bremsstrahlung beam and the delayed neutrons detected in a shielded paraffin-moderated array of  $BF_3$  counters. Counts were scaled in 14 delay channels of variable width and variable initial delay. Separated isotopes of  $Li^7$  and  $Li^6$  were used as targets. As  $H^5$  cannot be produced from the bombardment of  $Li^6$ , counts observed during the bombardment of  $Li^6$  were used to measure the background. After background subtraction, the data fall uniformly about zero and show no apparent lifetime. Assuming a 10-msec half-life, an upper limit for the activation cross section is  $\sigma_A \leq 3 \times 10^{-32} \text{ cm}^2$ . A comparison of this with the yield expected from the extrapolation of the measured yields of the reactions  $B^{11}(\gamma, 2p)Li^9$  and  $F^{19}(\gamma, 2p)N^{17}$  indicates that the upper limit for the activation cross section is of the order of 1% of the expected yield. Hence, it appears unlikely that  $H^5$  is stable against particle emission.

# SEARCH FOR $H^5$

Robert J. Cence

Lawrence Radiation Laboratory, University of California

Berkeley, California

and

Charles N. Waddell<sup>†</sup>


Lawrence Radiation Laboratory, and

The University of Southern California

Los Angeles, California

## INTRODUCTION

In this paper we present the results of an experiment previously reported,<sup>1</sup> and confirm the results of an independent experiment reported by G. W. Tauffest.<sup>2</sup> Following the suggestion by G. H. Blanchard and R. G. Winter that  $H^5$  might be stable against nucleon emission<sup>3</sup>, we attempted to produce it by means of the reaction



If  $H^5$  does exist, it will decay to  $He^5$  by  $\beta^-$  emission ( $\approx 19$  Mev) with a minimum half-life of about 10 msec.<sup>2,3</sup> Since all states of  $He^5$  are unstable against neutron emission,  $H^5$  would be a delayed-neutron emitter.

## APPARATUS AND EXPERIMENTAL PROCEDURE

Neutrons were detected in a paraffin-moderated array of enriched  $\text{BF}_3$  proportional counters. The efficiency of the detector was determined to be 0.83% by calibration with a mock fission source. The moderator was enclosed in a cadmium container to reduce the thermal neutron background, and the detector was enclosed in a 4-foot-thick shield of blocks containing a mixture of boric acid powder and paraffin.

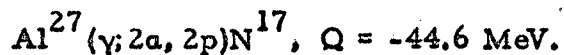
The targets were bombarded by  $\gamma$  rays from the Berkeley 340-Mev synchrotron. The bremsstrahlung beam was collimated by a lead collimator and then cleared of charged particles by passage through a magnetic field. Additional shielding was added to reduce the neutron background produced in the synchrotron and in the lead collimator. To minimize the number of neutrons produced by the photon beam, a thin-walled ionization chamber was used to monitor the number of photons passing through the targets. This chamber was calibrated against a standard "Cornell-type" thick-walled ionization chamber.

The synchrotron was adjusted to produce a short beam pulse and the repetition rate was 6 pulses/second for most of the experiment. The parallel outputs of the  $\text{BF}_3$  proportional counters were amplified and scaled in 14 delay channels which were variable in width and initial delay. The operation of the apparatus was checked by observing the delayed neutrons produced in the bombardment of a thick  $\text{B}_4\text{C}$  target. The resulting decay curve is shown in Fig. 1, where the straight line represents the 0.17-sec half-life of the delayed-neutron emitter,  $\text{Li}^9$ , produced in the reactions  $\text{B}^{11}(\gamma, 2p)\text{Li}^9$  and  $\text{C}^{12}(\gamma, 3p)\text{Li}^9$ .<sup>4,5</sup> No attempt was made to measure an absolute cross section.

In this experiment, separated isotopes of  $\text{Li}^6$  and  $\text{Li}^7$  were used as targets. Photon bombardment of  $\text{Li}^6$  cannot produce  $\text{H}^5$ , and so the counts observed during the bombardment of  $\text{Li}^6$  were used as a measure of the background.

Each target had the same thickness of  $2.34 \times 10^{23}$  nuclei/cm<sup>2</sup> and was sealed in a thin-walled aluminum container. The thickness of aluminum was the same for both targets. The setting of the initial delay to 150  $\mu$ sec and the channel widths to 50  $\mu$ sec permitted measurement of the decay curve resulting from the thermalization of the prompt neutrons. During this initial period ( $\approx 1$  msec) the neutron yield from Li<sup>7</sup> was observed to be 1.26 times as great as the yield from Li<sup>6</sup>.

Following the initial decay associated with the thermalization of the prompt neutrons, a residual counting rate was observed for both targets. Target-out background runs indicated that these counts were being produced by the targets. As the bombardment of Li<sup>6</sup> cannot produce a delayed neutron emitter, an Al target was bombarded to determine whether the background counts were due to the thin aluminum target containers. The increased counting rate observed with the Al target indicated that about one-third of the residual counting rate from the Li targets could be attributed to their Al containers. Further investigation with the Al target showed that the lifetime associated with this activity was 4 seconds, and therefore these delayed neutrons resulted from the production of N<sup>17</sup> in the reaction



The remaining two-thirds of the residual counting rate we assume was due to the production of delayed neutron emitters in the detector assembly by the fast neutrons produced in the Li targets. We also assume the activation cross sections to be proportional to the number of neutrons in the Li nuclei. This implies a Li<sup>7</sup>:Li<sup>6</sup> ratio of 4/3. If we average neutron production and N<sup>17</sup> production from the aluminum containers, we obtain, for the final Li<sup>7</sup>:Li<sup>6</sup> target background ratio,

$$1/3 \times 1 + 2/3 \times 4/3 = 1.22.$$



This compares with the 1.26 observed in the first msec after the beam pulse as noted above. The factor 1.22 was the one actually used to normalize the  $\text{Li}^7$  background to the  $\text{Li}^6$  background for the subtraction shown in Fig. 2.

This  $\text{Li}^7$ - $\text{Li}^6$  subtraction technique constitutes an important improvement over the experiment of Tautfest. In that experiment the background was measured by replacing the Li target of natural isotopic abundance with a copper absorber of the same thickness in radiation lengths.<sup>2</sup>

## RESULTS AND DISCUSSION

Figure 2 shows the results of the  $\text{Li}^7 - \text{Li}^6$  subtraction for a 4-msec initial delay and a 10-msec channel width. The number of effective quanta used to produce these events was

$$Q_e = 2.18 \times 10^{12},$$

where

$$Q_e = \int_{k_t}^{k_0} \phi(k, k_0) dk,$$

in which  $k_t$  is the 30-Mev threshold for reaction (1),  $k_0$  is the peak energy of 340 Mev, and  $\phi(k, k_0)$  is the photon distribution function. Note that the data show no apparent lifetime and that, in fact, they fall uniformly about zero. If one assumes a 10-msec half-life, and that the upper limit for  $\text{H}^5$  production is given by four standard deviations above the first point, then one obtains the solid curve shown in Fig. 2 from the amount of  $\text{H}^5$  that should be observed. This curve gives an upper limit for the activation cross section for reaction (1) of

$$\sigma_A \leq 3 \times 10^{-32} \text{ cm}^2,$$

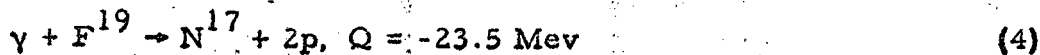
where

$$\sigma_A = \frac{1}{Q_e} \int_{k_t}^{k_0} \sigma(k) \phi(k, k_0) dk.$$

This activation cross section is only 1/500 of that of the reaction



and 1/3500 of that of the reaction



as measured by Tautfest at 320 MeV. <sup>5</sup> It is difficult to determine how to extrapolate the activation cross sections of reactions (3) and (4) to reaction (1). According to Levinger and Bethe the total activation cross section should be proportional to  $A^{5/3}$ . <sup>6</sup> If we quite arbitrarily assume that the activation cross sections of reactions (3) and (4) are related by a power law in A, then Tautfest's measurements indicate that they must be proportional to  $A^{7/2}$ . If we extrapolate this result to reaction (1), it should have an activation cross section about 1/5 that of reaction (3). Thus, by this estimate, the upper limit of the activation cross section for reaction (1) is about two orders of magnitude less than expected.

Even though our method of estimating the activation cross section of reaction (1) is crude, our experimental result is so small that we nevertheless conclude, in agreement with Tautfest, that  $H^5$  is not stable against particle emission.

#### ACKNOWLEDGMENTS

We wish to thank Professor Burton J. Moyer for his advice and encouragement, Professor A. C. Helmholtz, and Dr. Robert W. Kenney for helpful discussions, and the synchrotron operators under the direction of Rudin Johnson for the efficient operation of the accelerator.

This work was done under the auspices of the U. S. Atomic Energy Commission.

FOOTNOTES AND REFERENCES

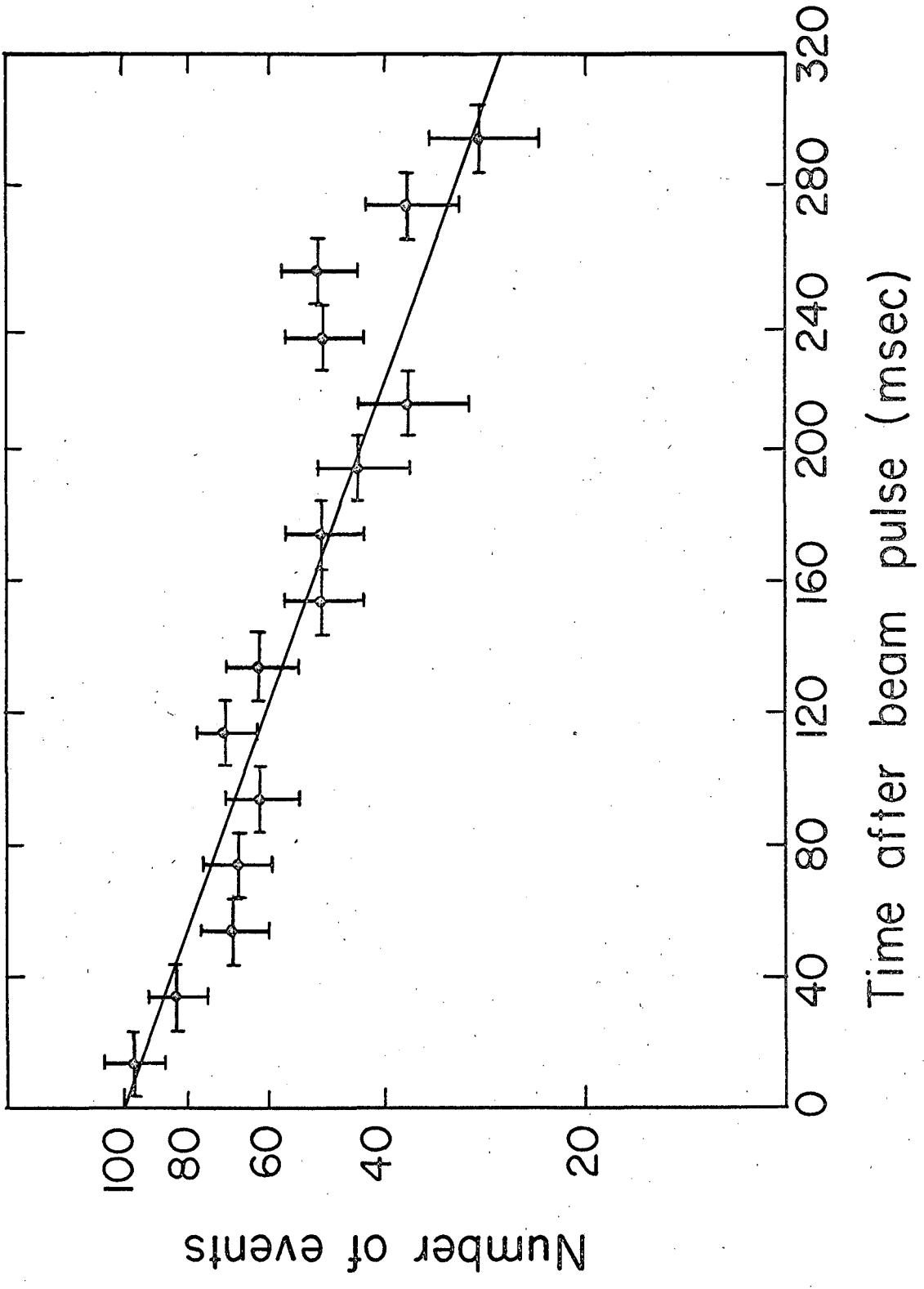
† Now at the University of Southern California, Los Angeles.

1. Conference on Photoneuclear Reactions, held at Case Institute, Cleveland, 1958 (unpublished).
2. G. W. Tauffest, Phys. Rev. 111, 1162 (1958).
3. C. H. Blanchard and R. G. Winter, Phys. Rev. 107, 774 (1957).
4. F. Ajzenberg-Selove and T. Lauritsen, Nuclear Phys. 11, 1 (1959).
5. G. W. Tauffest, Phys. Rev. 110, 708 (1958).
6. J. S. Levinger and H. A. Bethe, Phys. Rev. 78, 115(1950).

## Figure Captions

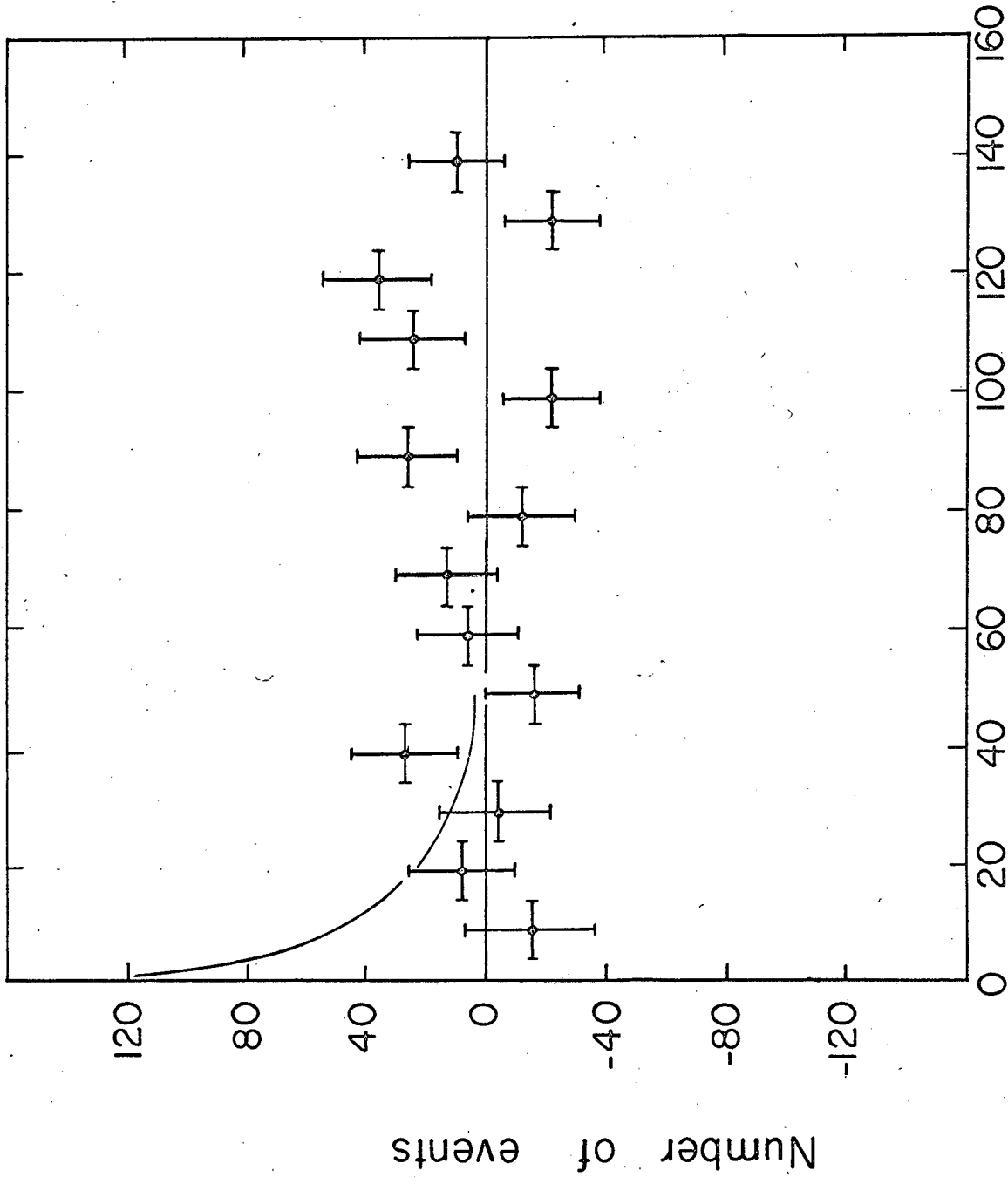
Fig. 1. Delayed neutrons produced in the bombardment of a  $B_4C$  target with 340-MeV bremsstrahlung. The line represents the 0.170-sec half-life of  $Li^9$  produced in the reactions  $B^{11}(\gamma, 2p)Li^9$  and  $C^{12}(\gamma, 3p)Li^9$ .

Fig. 2. Residual delayed neutrons produced in the bombardment of the  $Li^7$  target following the subtraction of the  $Li^6$  background. The number of effective quanta used to produce these events was  $Q_e = 2.18 \times 10^{12}$ . The curve shows the assigned upper limit for  $H^5$  production assuming a 10-msec half life.



MU-25862

Fig 1



Time after beam pluse (msec)

MU-25861

Fig 2