

# UCLA

## UCLA Previously Published Works

### Title

Neuroimmune modulators as novel pharmacotherapies for substance use disorders.

### Permalink

<https://escholarship.org/uc/item/0v2693h5>

### Author

Grodin, Erica


### Publication Date

2024-03-01

### DOI

10.1016/j.bbih.2024.100744

Peer reviewed



## Neuroimmune modulators as novel pharmacotherapies for substance use disorders

Erica N. Grodin<sup>a,b,c,\*</sup>

<sup>a</sup> Department of Psychology, University of California at Los Angeles, Los Angeles, CA, USA

<sup>b</sup> Department of Psychiatry and Biobehavioral Sciences, University of California at Los Angeles, Los Angeles, CA, USA

<sup>c</sup> Cousins Center for Psychoneuroimmunology, University of California at Los Angeles, Los Angeles, CA, USA

### ARTICLE INFO

#### Keywords:

Substance use disorder  
Alcohol  
Opioid  
Psychostimulant  
Neuroimmune  
Personalized medicine

### ABSTRACT

One promising avenue of research is the use of neuroimmune modulators to treat substance use disorders (SUDs). Neuroimmune modulators target the interactions between the nervous system and immune system, which have been found to play a crucial role in the development and maintenance of SUDs. Multiple classes of substances produce alterations to neuroimmune signaling and peripheral immune function, including alcohol, opioids, and psychostimulants. Preclinical studies have shown that neuroimmune modulators can reduce drug-seeking behavior and prevent relapse in animal models of SUDs. Additionally, early-phase clinical trials have demonstrated the safety and feasibility of using neuroimmune modulators as a treatment for SUDs in humans. These therapeutics can be used as stand-alone treatments or as adjunctive. This review summarizes the current state of the field and provides future directions with a specific focus on personalized medicine.

### 1. Introduction

Substance use disorders (SUDs) are a major public health concern and novel pharmacotherapies are urgently needed to combat this epidemic. SUDs are chronic, relapsing disorders, characterized by intermittent drug use which transitions to continued use despite negative consequences (Koob and Volkow, 2016). In the United States, over 46 million people (16.5% of the population) met criteria for a past-year SUD (Abuse, 2022). Alcohol was the most commonly used substance, with the majority of individuals (29.5 million) having met criteria for an alcohol use disorder (AUD) (Abuse, 2022). Critically, it is estimated that 94% of people with an SUD did not receive any treatment (Abuse, 2022), in part because of the lack of efficacious pharmacotherapies to treat these disorders. Other contributing factors to the low treatment rates include stigma, lack of access to health care, and lack of trained SUD providers (Farhoudian et al., 2022).

One promising avenue of research is the use of neuroimmune modulators to treat SUDs. Neuroimmune modulators target the interactions between the nervous system and immune system, which have been found to play a crucial role in the development and maintenance of SUDs (Crews et al., 2017; Lacagnina et al., 2017; Linker et al., 2019). Multiple classes of substances produce alterations to neuroimmune signaling and

peripheral immune function, including alcohol, psychostimulants, and opioids (Crews and Vetreno, 2016; Hofford et al., 2019; Meredith et al., 2021).

In brief, the neuroimmune system consists of brain cells that are responsive to threats in the neuronal environment. The resident immune cells in the brain are microglia and astrocytes, which release immune signals in response to threats (Dantzer, 2018). During an initial immune activation, inflammatory responses are triggered by pathogen-associated molecular patterns (PAMPs), such as lipopolysaccharide (LPS). Toll-like receptors (TLRs) sense PAMPs and induce intracellular-signaling cascades, such as nuclear factor- $\kappa$ B (NF- $\kappa$ B) interferon (IFN) response, and cyclic adenosine monophosphate (cAMP) response element binding protein (CREB), to cause an inflammatory response (Tartey and Takeuchi, 2017). The inflammatory response is driven by cytokines, which are small immune proteins, which are released by immune cells to coordinate immune responses between cells in the periphery and brain (Becher et al., 2017). Chronic inflammation is caused by dysregulation of cytokine networks, which has been found in neuropsychiatric disorders, including AUD and SUDs ((Crews et al., 2017; Hofford et al., 2019) see Figs. 1 and 2).

Preclinical studies have shown that neuroimmune modulators can reduce drug-seeking behavior and prevent relapse in animal models of

\* University of California, Psychology Department, 1285 Franz Hall, Box 951563, 90095-1563, Los Angeles, CA, USA.

E-mail address: [egrodin@psych.ucla.edu](mailto:egrodin@psych.ucla.edu).

<https://doi.org/10.1016/j.bbih.2024.100744>

Received 20 September 2023; Received in revised form 20 December 2023; Accepted 20 February 2024

Available online 22 February 2024

2666-3546/© 2024 The Author. Published by Elsevier Inc. This is an open access article under the CC BY-NC-ND license (<http://creativecommons.org/licenses/by-nc-nd/4.0/>).

SUDs (Bell et al., 2015; Snider et al., 2013b; Theberge et al., 2013). Additionally, early-phase clinical trials have demonstrated the safety and feasibility of using neuroimmune modulators as a treatment for SUDs in humans (Meredith et al., 2021). This short narrative review will briefly summarize the current state of the field and provide future directions with a specific focus on personalized medicine.

## 2. Alcohol

A host of preclinical and clinical studies have evaluated immune therapies for AUD (see Table 1). In brief, alcohol alters neuroimmune signaling indirectly by initiating systemic production of pro-inflammatory cytokines and directly by the release of inflammatory molecules in the brain (Crews and Vetreno, 2016).

### 2.1. Toll-like receptors (TLRs) targets for AUD

Studies investigating the neuroimmune modulation of TLRs for AUD have been largely preclinical. The majority have studies have found that TLR4 blockade by naltrexone, nalmefene, and novel compounds, reduces ethanol intake, preference, and binge-drinking (Bajo et al., 2016; Jacobsen et al., 2018; Montesinos et al., 2017). Clinical studies with these compounds have not focused on their neuroimmune mechanisms, but have found improvements in drinking outcomes. Preclinical findings with other TLR modulators, such as amlexanox, a TLR3/TRIF inhibitor, have found reductions in ethanol consumption and preference (McCarthy et al., 2018).

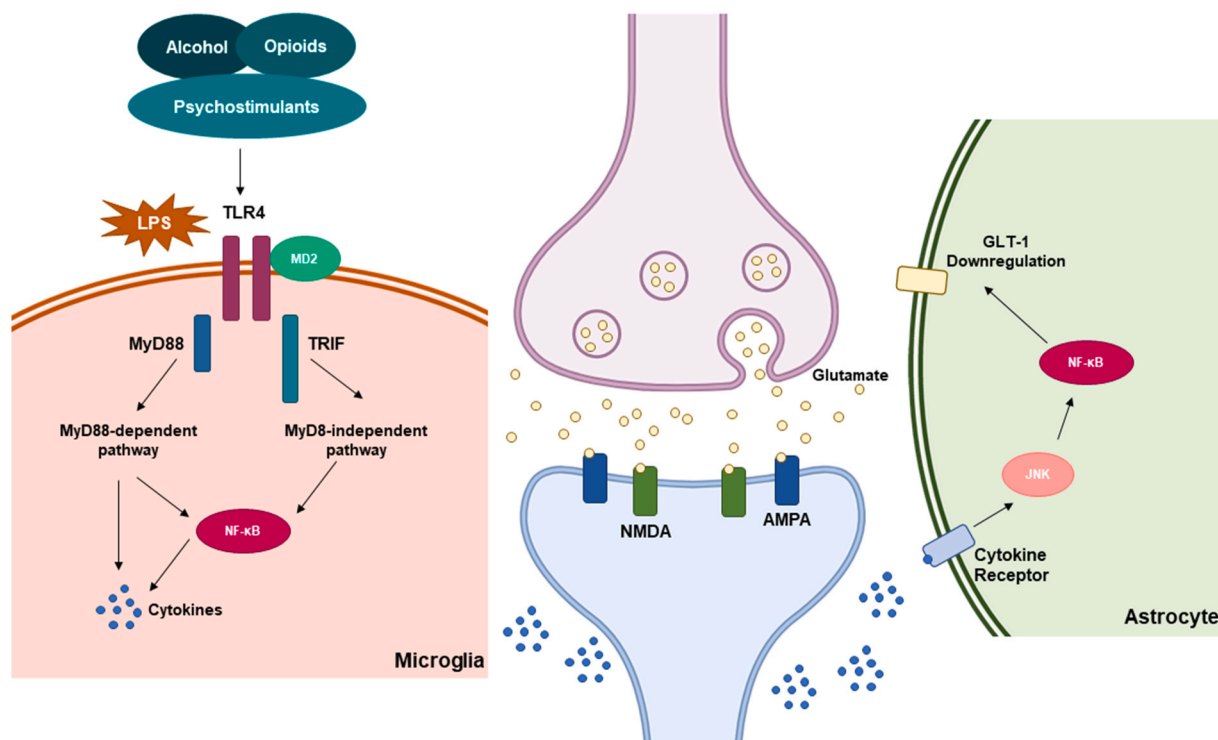
### 2.2. Peroxisome proliferator-activated receptor (PPAR) targets for AUD

Initial preclinical studies of PPARagonists were promising, with

consistent findings of reduced ethanol intake, preference, self-administration, and ethanol-induced reinstatement (Blednov et al., 2015, 2016; Fotio et al., 2021; Karahanian et al., 2014; Ozburn et al., 2020; Stopponi et al., 2011). However, translation to clinical samples has been disappointing. An unpublished Phase II clinical trial of fenofibrate, a PPAR $\alpha$  agonist, found minor improvements in alcohol craving and drinking (NCT02158273). Two other studies testing a PPAR $\gamma$  agonist (pioglitazone) for AUD were terminated early (NCT03539432; NCT01631630); with one termination due to concern over increased risk for myopathy in the active treatment group (Schwandt et al., 2020). Moreover, there are concerns related to the long-term side effect profiles of PPAR $\gamma$  agonists (Amato and Neves, 2012; Wright et al., 2014). Despite these concerns, there is an ongoing clinical trial of pioglitazone for AUD in veterans (NCT03864146).

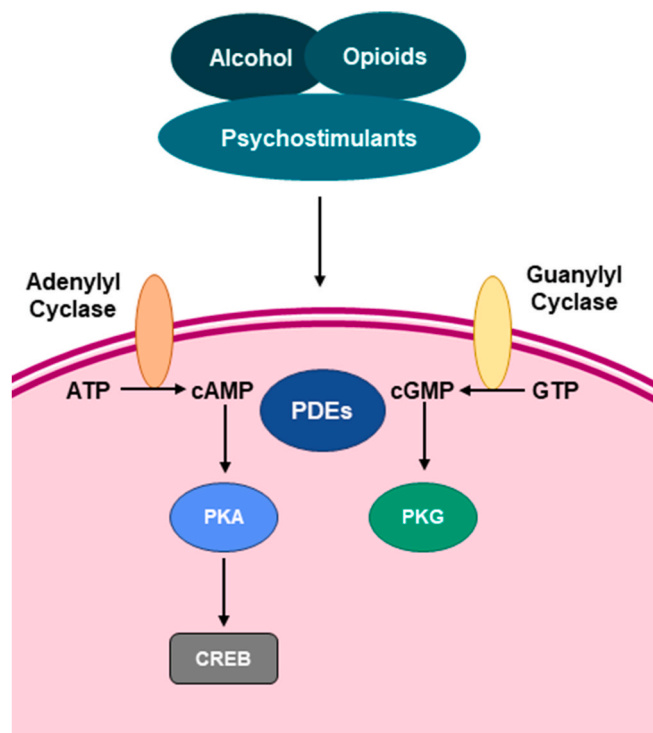
### 2.3. Microglia and astrocyte targets for AUD

Studies targeting microglia for AUD have been mixed. Studies have shown a benefit of minocycline, a microglial attenuator, in reducing alcohol intake, withdrawal-related anxiety, and alcohol-induced reinstatement (Agrawal et al., 2011; Gajbhiye et al., 2018). However, these effects may be non-specific as minocycline reduced both alcohol and water intake in mouse models (Lainiola and Linden, 2017). The only clinical trial of minocycline for AUD found no benefit of active treatment over placebo on the subjective response to alcohol, alcohol craving, or serum cytokine levels (Pettrakis et al., 2019). A number of pharmacotherapies targeting astrocytic glutamate transporter 1 (GLT-1), which aids in the regulation of extracellular glutamate, have been evaluated for AUD (Fig. 1). Preclinical studies with N-acetylcysteine (NAC), an antioxidant precursor to glutathione, have shown promise; NAC reduces ethanol seeking and self-administration (Lebourgeois et al., 2018) and



**Fig. 1.** TLR and Glutamate Pathways

Alcohol, opioids, and psychostimulants activate TLR4, and TLR4's co-receptor MD-2 on microglia. TLR4 activation induces a signaling cascade through the MyD88-dependent pathway, which results in the activation of NF- $\kappa$ B. Microglia then release pro-inflammatory cytokines, which bind to their receptors on astrocytes and activate NF- $\kappa$ B through c-Jun N-terminal kinase (JNK) pathways. This ultimately results in the downregulation of the GLT-1 transporter, which causes the astrocyte to be unable to clear excess glutamate from the synapse. Substances and substance cues cause glutamate release from cortical afferents in the striatum, which leads to the activation of glutamate receptors (AMPA and NMDA), and induces post-synaptic plasticity. TLR4 = Toll-like receptor 4; NF- $\kappa$ B = nuclear factor-kappa B; GLT-1 = Glutamate transporter 1; AMPA =  $\alpha$ -amino-3-hydroxy-5-methyl-4-isoxazolepropionic acid; NMDA = N-methyl-D-aspartic acid.



**Fig. 2.** CREB Pathway

Adenylyl cyclase (AC) catalyzes cAMP from ATP. This activates protein kinase A (PKE), which results in changes in gene transcription patterns through the phosphorylation of CREB. Similarly, guanylyl cyclase (GC) catalyzes cGMP from GTP, which activates protein kinase G. PDEs hydrolyze cAMP and cGMP, regulating the intracellular levels of cAMP and cGMP and their downstream targets. Relevant CREB target genes include brain-derived neurotrophic factor, corticotrophin-releasing factor, and neuropeptide Y, which are all implicated in SUDs (Wen et al., 2018).

Abbasi, S.-H., Hosseini, F., Modabbernia, A., Ashrafi, M., Akhondzadeh, S., 2012. Effect of celecoxib add-on treatment on symptoms and serum IL-6 concentrations in patients with major depressive disorder: randomized double-blind placebo-controlled study. *Journal of affective disorders* 141, 308–314.

Abulseoud, O.A., Miller, J.D., Wu, J., Choi, D.-S., Holschneider, D.P., 2012. Ceftriaxone upregulates the glutamate transporter in medial prefrontal cortex and blocks reinstatement of methamphetamine seeking in a condition place preference paradigm. *Brain research* 1456, 14–21.

Abuse, S., 2022. Mental Health Services Administration. (2021). Key substance use and mental health indicators in the United States: Results from the 2020 national survey on drug use and health (HHS Publication No. PEP21-07-01-003, NSDUH Series H-56). Rockville, MD: Center for Behavioral Health Statistics and Quality. Substance Abuse and Mental Health Services Administration. Retrieved from <https://www.samhsa.gov/data>.

prevents ethanol-related neuroinflammation (Schneider et al., 2017). The only clinical trial of NAC for AUD found a significant benefit of NAC on drinks per drinking day relative to placebo over time; however, secondary alcohol-related outcomes were null (Morley et al., 2023). There are ongoing clinical trials of NAC for adults and adolescents with AUD (NCT05408247, NCT03707951). Other GLT-1 targeting pharmacotherapies have been investigated preclinically, including ceftriaxone and clavulanic acid, which are beta-lactam antibiotics. Both pharmacotherapies show evidence for reducing alcohol consumption and preference (Alhaddad et al., 2014; Hakami and Sari, 2017; Lee et al., 2013; Qrunfleh et al., 2013).

**2.4. Phosphodiesterase (PDE) targets for AUD**

Phosphodiesterase (PDE) inhibitors, and particularly PDE-4

**Table 1**  
Summary of neuroimmune treatment studies across substance classes.

Target	Medication	Preclinical Findings	Clinical Findings
Alcohol			
TLR4 antagonist	Naltrexone	↓ ethanol intake, preference, binge-drinking [1]	↓ return to drinking, heavy drinking days [2]
TLR4 antagonist	Naltrexone	↓ binge-drinking [3]	↓ heavy drinking days, drinks per drinking day [4]
TLR3/TRIF inhibitor	Amlexanox	↓ ethanol intake [5]	–
PPARα agonist	Fenobirbate	↓ ethanol intake, preference, self-administration [6, 7, 8]	↓ alcohol craving and drinking (NCT02158273)
PPARγ agonist	Pioglitazone	↓ ethanol intake and preference, self-administration, ethanol-induced reinstatement [6, 9]	Poor safety and tolerability, resulting in terminated clinical trials [10]
Microglial activation inhibition	Minocycline	↓ ethanol intake, preference, self-administration, and ethanol-induced reinstatement [11,12]	No change in subjective response to alcohol, alcohol craving, or serum cytokine levels [13]
Glutamate transporter 1 (GLT-1)	N-acetylcysteine (NAC)	↓ ethanol intake, binge drinking, ethanol-seeking [14, 15]	↓ alcohol consumption [16]
GLT-1	Ceftriaxone	↓ ethanol intake, withdrawal, cue-induced reinstatement [17, 18, 19]	–
GLT-1	Clavulanic acid	↓ ethanol intake [20]	–
PDE-4 inhibitor	Rolipram	↓ ethanol intake, preference, seeking [8, 21–24]	Poor side effect profile
PDE-4 inhibitor	Apremilast	↓ ethanol intake, preference [25,26]	↓ drinks per day, probability of heavy drinking [26]
PDE3A, PDE4, PDE10A, PDE11A inhibitor	Ibudilast	↓ ethanol intake [27]	↓ alcohol craving, heavy drinking days [28,29]
Opioids			
TLR4 antagonist	Naloxone	↓ opioid-induced conditioned place preference, opioid self-administration [30]	–
TLR4 antagonist	Naltrexone	↓ incubation of cue-induced heroin-seeking [31]	–
PPARγ agonist	Pioglitazone	↓ opioid self-administration, withdrawal-related behaviors, drug-induced reinstatement [32–35]	↓ heroin craving, no effect on reinforcing subjective effects of heroin [36]
Microglial activation inhibition	Minocycline	↓ opioid-induced conditioned place preference, priming-induced reinstatement [37,38]	↓ subjective effects of oxycodone in recreational users [39]; no effect on craving or withdrawal in individuals with OUD [40]
Non-selective PDE inhibitor	Propentofylline	↓ withdrawal-related behaviors, opioid-reward [41]	–
PDE3A, PDE4, PDE10A,	Ibudilast	↓ withdrawal-related behaviors [42]	↓ withdrawal ratings, subjective effects of

(continued on next page)

Table 1 (continued)

Target	Medication	Preclinical Findings	Clinical Findings
PDE11A inhibitor			oxycodone, craving [43, 44]
Cocaine			
GLT-1	Ceftriaxone	↓ cocaine self-administration, cue- and drug-induced reinstatement [45–49]	Poor side effect profile, requires IV administration
GLT-1	Clavulanic acid	↓ reinforcing effects of cocaine [50]	Completed, but unpublished, clinical trials (NCT03986762, NCT02563769, and NCT04411914)
GLT-1	NAC	↓ cocaine self-administration, cocaine-seeking, drug-induced reinstatement [51–54]	↓ craving; no effect on cocaine use in active users [55,56]
PDE3A, PDE4, PDE10A, PDE11A inhibitor	Ibudilast	↓ drug-induced locomotor sensitization, cocaine self-administration, cue- and drug-primed reinstatement [57,58]	–
PDE4B inhibitor	KVA-D-88	↓ cocaine-mediated reward behaviors [59]	–
Non-selective PDE inhibitor	Pentoxifylline	–	Trend ↓ cocaine use [60]
Microglial activation inhibition	Minocycline	↓ conditioned place preference [61]	–
PPAR $\gamma$ agonist	Pioglitazone	↓ cocaine cue-reactivity [62]	↓ cocaine craving [63]
Methamphetamine			
PDE3A, PDE4, PDE10A, PDE11A inhibitor	Ibudilast	↓ self-administration, stress-induced reinstatement [64, 65]	↓ reward-related subjective effects; no benefit on promoting abstinence [66, 67]
Microglial activation inhibition	Minocycline	↓ conditioned place preference, self-administration, reinstatement [68–70]	–
GLT-1	Ceftriaxone	↓ methamphetamine-seeking [71]	–
GLT-1	NAC	No effect on methamphetamine self-administration or reinstatement [72]	↓ craving [73]

1. Jacobsen et al. (2018); 2. Anton., 2008; 3. Montesinos et al. (2017); 4. Pappacuer (2015); 5. McCarthy et al. (2018); 6. Blednov et al. (2015); 7. Blednov et al. (2016); 8. Ozburn et al. (2020); 9. Fotio et al., 2020; 10. Schwandt et al. (2020); 11. Agrawal et al. (2011); 12. Gajbhiye et al. (2018); 13. Petrakis et al. (2019); 14. Lebourgeois et al. (2018); 15. Schneider et al. (2017); 16. Morley et al. (2023); 17. Alhaddad et al. (2014); 18. Lee et al. (2013); 19. Qrunfleh et al. (2013); 20. Hakami and Sari (2017); 21. Blednov et al. (2014); 22. Franklin et al. (2015); 23. Gong et al. (2017); 24. Hu et al. (2011); 25. Blednov et al. (2018); 26. Grigsby et al. (2023); 27. Bell et al. (2015); 28. Ray et al. (2017); 29. Grodin et al. (2021); 30. Hutchinson et al. (2012); 31. Theberge et al. (2013); 32. de Guglielmo et al. (2017); 33. de Guglielmo et al. (2014); 34. De Guglielmo et al. (2015); 35. Ghavimi et al. (2014); 36. Jones et al. (2018); 37. Arezoomandan and Haghparast (2015); 38. Hutchinson et al. (2008); 39. Mogali et al. (2021); 40. Arout et al. (2019); 41. Narita et al. (2006); 42. Hutchinson et al. (2009); 43. Cooper et al. (2016); 44. Metz et al. (2017); 45. Ward et al. (2011); 46. Bechard et al. (2018); 47. Knackstedt et al. (2010); 48. LaCrosse et al. (2016); 49. Sari et al. (2009); 50. Kim et al. (2016); 51. Ducret et al. (2016); 52. Jastrzebska et al. (2016); 53. Murray et al. (2012); 54. Reichel et al. (2011); 55. LaRowe et al. (2007); 56. LaRowe et al. (2013); 57. Poland et al. (2016); 58. Mu et al. (2021); 59. Burkovetskaya et al. (2020); 60. Ciraulo et al. (2005); 61. Northcutt et al. (2015); 62. Miller et al. (2018); 63. Schmitz et al. (2017); 64. Snider et al. (2013a); 65. Beardsley et al. (2010); 66. Worley et al. (2016); 67. Heinzlerling

et al. (2020); 68. Attarzadeh-Yazdi et al. (2014); 69. Fujita et al. (2012); 70. Snider et al. (2013b); 71. Abulseoud et al. (2012); 72. Charntikov et al. (2018); 73. Mousavi et al. (2015)..

inhibitors, have been well-studied in preclinical models of AUD. Rolipram, a selective PDE-4 inhibitor, has been shown to reduce ethanol intake, ethanol preference, ethanol seeking, and attenuate abstinence-like behaviors (Blednov et al., 2014; Franklin et al., 2015; Gong et al., 2017; Hu et al., 2011; Ozburn et al., 2020). However, rolipram does not have promise translationally, as it has a poor side effect profile. Apremilast, a partial competitive PDE4 inhibitor, has a better side effect profile than rolipram, and reduces ethanol intake and preference (Blednov et al., 2018; Grigsby et al., 2023). In clinical samples, apremilast reduced the number of drinks per day and the probability of heavy drinking in individuals with an AUD (Grigsby et al., 2023).

My research has focused on ibudilast, a selective PDE inhibitor, with preferential inhibition of PDE3A, PDE4, PDE10A, and PDE11A (Gibson et al., 2006) as a promising treatment for AUD. Ibudilast has been shown to reduce alcohol consumption and craving in both preclinical (Bell et al., 2015) and early-phase clinical studies (Grodin et al., 2021, 2022; Ray et al., 2017). Moreover, a preliminary study found individuals with a pro-inflammatory profile at baseline, indicated by a C-reactive protein (CRP) level of >3, may benefit the most from treatment with ibudilast (Grodin et al., 2023). Specifically, individuals with a pro-inflammatory profile at baseline who were treated with ibudilast drank around 2.8 drinks per drinking day, whereas those with a low level of inflammation at baseline drank around 6.5 drinks per drinking; indicating a substantial benefit of personalizing this treatment to those with an inflammatory profile. Importantly, CRP is an accessible and widely used clinical indicator of inflammation. Therefore, measuring CRP levels as a way to inform patient selection can be easily implemented into clinical practice.

### 3. Opioids

There has been significant interest in neuroimmune therapies as treatments for opioid use disorder (OUD; Table 1). Opioids induce the activation of glia, through the pattern recognition receptor, TLR-4, which is a key mediator of inflammation (Carranza-Aguilar et al., 2022; Hutchinson et al., 2012; Jacobsen et al., 2014). Opioids also interact with microglia within the brain to alter the function of the brain's reward system and contributes to the behavioral effects implicated in continued opioid use (Hutchinson et al., 2007).

#### 3.1. TLR targets for OUD

Studies investigating the neuroimmune modulation of TLRs for OUD have been mostly preclinical. (+)-Naltrexone and (+)-naloxone, which are low-affinity TLR-4 inhibitors, have been shown to block the development of morphine conditioned place preference, attenuate synthetic opioid self-administration, and block cue-induced reinstatement of heroin self-administration (Hutchinson et al., 2012; Theberge et al., 2013). However, these results failed to replicate (Tanda et al., 2016).

#### 3.2. PPAR targets for OUD

In preclinical studies, pioglitazone, a PPAR $\gamma$  agonist which inhibits the expression of cytokines by microglia, has shown promising effects as an OUD pharmacotherapy. Pioglitazone reduces heroin self-administration, reduces the development of opioid tolerance, attenuates morphine withdrawal symptoms, and reduces drug-induced reinstatement of heroin seeking (de Guglielmo et al., 2014, 2017; De Guglielmo et al., 2015; Ghavimi et al., 2014). In individuals with OUD, pioglitazone did not alter the reinforcing or positive subjective effects of heroin, but did reduce heroin craving (Jones et al., 2018).

**3.3 Microglia Targets for OUD.**  
Minocycline, an antibiotic which is a microglial inhibitor with anti-

inflammatory properties, has been evaluated preclinically and clinically for OUD. Minocycline reduces morphine-induced conditioned place preference and priming-induced reinstatement (Arezoomandan and Haghparast, 2015; Hutchinson et al., 2008). Initial human laboratory studies found that minocycline reduces the subjective effects of oxycodone in recreational users (Mogali et al., 2014) and healthy volunteers (Mogali et al., 2021); however, in individuals with OUD, minocycline did not alter opioid craving or withdrawal (Aroust et al., 2019).

### 3.3. Phosphodiesterase (PDEs) targets for OUD

PDE inhibitors have also been investigated as treatments for OUD. Propentofylline, a non-selective PDE inhibitor that inhibits TNF- $\alpha$  release and increases GLT-1 expression, suppresses the rewarding effects of morphine (Narita et al., 2006). Ibudilast reduces morphine-induced dopamine release in the nucleus accumbens and morphine withdrawal behaviors (Bland et al., 2009; Hutchinson et al., 2009; Ledebor et al., 2007). These findings have partially translated in humans; in a two-week inpatient trial of ibudilast for OUD, ibudilast-treated patients had lower ratings of withdrawal during detoxification relative to placebo (Cooper et al., 2016). Recently detoxified patients with OUD treated with ibudilast reported reduced subjective effects of oxycodone and attenuated craving for heroin (Metz et al., 2017). However, no randomized clinical trials have been conducted.

Overall, the promising preclinical findings of neuroimmune pharmacotherapies have not translated to successful clinical trials for individuals with OUD. However, to date, only a limited number of targets have been examined and further proof-of-mechanism studies are required (Butelman et al., 2023).

## 4. Psychostimulants

### 4.1. Cocaine

Cocaine's main mechanism of action is through the prevention of dopamine transporter removal of dopamine from synapses, resulting in enhanced dopaminergic transmission (Kalivas, 2022). Importantly, cocaine also affects central and peripheral immune function (Northcutt et al., 2015). A number of clinical studies have identified a pro-inflammatory profile in individuals with a cocaine use disorder (CUD), such that levels of circulating cytokines (monocyte chemoattractant protein-1 (MCP-1), interleukin-1 $\beta$  (IL-1 $\beta$ ), IL-6, IL-17, tumor necrosis factor- $\alpha$  (TNF- $\alpha$ ), IL-10, and transforming growth factor- $\alpha$  (TGF- $\alpha$ ) are dysregulated (Araos et al., 2015; Iacono et al., 2018; Levandowski et al., 2016; Maza-Quiroga et al., 2017; Moreira et al., 2016; Pedraz et al., 2015).

#### 4.1.1. Glial targets for CUD

The modulation of glial GLT-1 has been widely researched in CUD. Ceftriaxone increases the expression and function of GLT-1 (Lee et al., 2008). In preclinical studies, ceftriaxone reduces cocaine self-administration (Ward et al., 2011) and attenuates cue- and cocaine-primed reinstatement of cocaine-seeking (Bechard et al., 2018; Knackstedt et al., 2010; LaCrosse et al., 2016; Sari et al., 2009). However, ceftriaxone requires intravenous administration, has poor brain penetration, and induces gastrointestinal side effects, which limit its translation to clinical samples (Hadizadeh et al., 2022). Clavulanic acid is also restores GLT-1 expression (Goodwani et al., 2015). Preclinical studies have found that clavulanic acid reduces the reinforcing effects of cocaine (Kim et al., 2016). There have been several completed or ongoing clinical trials of clavulanic acid for CUD (NCT03986762, NCT02563769, and NCT04411914); however, results have yet to be published. NAC, also increases the expression and function of GLT-1; and has been found to reduce cocaine self-administration, cocaine-seeking, and cocaine-induced reinstatement in preclinical studies (Ducret et al., 2016; Jastrzębska et al., 2016; Murray et al., 2012; Reichel

et al., 2011). Initial open-label clinical studies showed promise for NAC in increasing treatment retention and reducing use (Mardikian et al., 2007), and in reducing craving during cue-reactivity (LaRowe et al., 2007) and following intravenous cocaine injection (Amen et al., 2011). However, a randomized, double-blind placebo-controlled study of NAC was null (LaRowe et al., 2013). An ongoing randomized clinical trial will evaluate if NAC as a relapse prevention agent in abstinent patients with a CUD (NCT03423667).

#### 4.1.2. Phosphodiesterase (PDE) targets for CUD

Several studies have examined PDE inhibition as a promising target for CUD. In rodents, ibudilast attenuates cocaine-induced locomotor sensitization (Poland et al., 2016), decreases cocaine self-administration (Mu et al., 2021), and reduces prime- and cue-induced reinstatement of cocaine seeking (Mu et al., 2021). Propentofylline, a PDE inhibitor and GLT-1 upregulator, decreases cue- and cocaine-induced reinstatement of cocaine seeking in rodents (Reissner et al., 2014). KVA-D-88, a novel PDE4B inhibitor cocaine-mediated reward (Burkovetskaya et al., 2020). Pentoxifylline, a PDE inhibitor, was tested in a pilot clinical trial as a treatment for CUD (Ciraulo et al., 2005). There was a trend towards decreased cocaine use and lower addiction severity scores in the active treatment group compared to placebo (Ciraulo et al., 2005). However, no further clinical trials have been conducted.

#### 4.1.3. Other neuroimmune targets for CUD

Other agents of potential promise for cocaine use disorder treatment include minocycline and pioglitazone. Minocycline suppresses cocaine-induced conditioned place preference (Northcutt et al., 2015), and prevents the development of cocaine sensitization (Chen and Manev, 2011; Chen et al., 2009). Pioglitazone attenuates cocaine cue reactivity in rodents (Miller et al., 2018). In a pilot trial, treatment with pioglitazone reduced cocaine craving and improve white matter integrity in individuals with CUD (Schmitz et al., 2017). There is an ongoing randomized clinical trial of pioglitazone to confirm these preliminary findings (NCT04843046).

### 4.2. Methamphetamine

Methamphetamine use disorder (MUD) is associated with significant alterations in the immune and neuroimmune systems. In brief, methamphetamine exposure disrupts the blood brain barrier, activates microglia and astrocytes in the brain, alters the expression of pro-inflammatory cytokines, and allows for the penetration of macrophages and monocytes into the brain (Loftis and Janowsky, 2014).

#### 4.2.1. Phosphodiesterase (PDE) targets for MUD

PDE inhibition may be a promising treatment for MUD. In preclinical studies, ibudilast reduced methamphetamine self-administration (Snider et al., 2013a) and attenuated prime- and stress-induced reinstatement of use (Beardsley et al., 2010). Human laboratory studies found that ibudilast reduced the reward-related subjective effects of methamphetamine (Worley et al., 2016) and attenuated the acute pro-inflammatory effects of methamphetamine administration (Li et al., 2020). However, a randomized clinical trial of ibudilast for MUD found no benefit of the medication on promoting abstinence (Heinzerling et al., 2020). An ongoing clinical trial of ibudilast is evaluating the effects of the drug on neuroinflammation, as measured via positron emission tomography, and cognition in individuals with MUD (NCT03341078).

#### 4.2.2. Glial targets for MUD

Minocycline has shown promise in preclinical studies. Minocycline attenuates methamphetamine-induced conditioned place preference (Attarzadeh-Yazdi et al., 2014; Fujita et al., 2012), blocks priming-induced reinstatement (Attarzadeh-Yazdi et al., 2014), and reduces methamphetamine self-administration (Snider et al., 2013c).

Minocycline has yet to be tested in humans with MUD; however, in healthy volunteers minocycline attenuated the subjective rewarding effects of dextroamphetamine (Sofuoglu et al., 2011).

GLT-1 modulation has also been studied in MUD. Ceftriaxone blocks methamphetamine seeking behavior (Abulseoud et al., 2012). NAC has been efficacious in preclinical studies with cocaine (see above), but not with methamphetamine (Charntikov et al., 2018). However, a randomized trial NAC to treat MUD found significant reductions in craving following treatment (Mousavi et al., 2015). In sum, there are no FDA-approved treatments for stimulant use disorders and outpatient clinical trials have proven challenging to execute and to detect medication effects in this disorder.

## 5. Conclusion and future directions

Overall, the use of neuroimmune modulators as pharmacotherapies for SUDs holds great promise and may provide an effective and much-needed treatment option for individuals with SUDs. For AUD, promising pharmacotherapies include NAC, ibudilast, and apremilast. For OUD, most treatments have failed to translate to clinical samples. For CUD, clavulanic acid and pioglitazone may be promising treatments, but clinical trials are ongoing. For MUD, NAC may show promise, although the preclinical literature is mixed, and additional clinical trials are warranted. This review did not discuss nicotine or cannabis, given that nicotine is thought to be immunosuppressive (Geng et al., 1996; Sopori, 2002), and cannabis may be anti-inflammatory (Graczyk et al., 2021).

Of note, several pharmacotherapies have been tested for multiple SUDs (e.g., ibudilast, NAC, minocycline). Multiple classes of substances have been shown to alter the immune system (Crews et al., 2017; Lacagnina et al., 2017), and, as such, it may be unsurprising that neuroimmune modulators have been tested across substances. However, some pharmacotherapies have been effective for one substance while proving non-effective for other substances. These differences may be the result of different mechanisms of immune-related action for each class of substance. This may also be the result of methodological differences between substance classes, subject sample differences in severity and location, and/or study designs.

It is clear that many pharmacotherapies which have showed positive results in preclinical studies have failed to translate to clinical samples. While there are many reasons for which medications fail to translate, one explanation for this failure may be due to the heterogeneity of SUDs. In this context, it is likely that medications, including neuroimmune modulators, may be effective for subgroups of patients, and ineffective or even iatrogenic for other subgroups of patients. It is plausible that individuals with a SUD may need an underlying profile of increased inflammation in order to see an effect of a neuroimmune modulator (Gano et al., 2023; Ioannou et al., 2021). In my own research, we have shown that the effect size of ibudilast to treat AUD in individuals with elevated CRP at baseline, indicative of elevated inflammation, is medium-to-large (Grodin et al., 2023), whereas the effect size if individuals are collapsed across inflammatory profiles is small (Grodin et al., 2022). This approach has also been proposed in the context of major depression disorder (MDD) (Drevets et al., 2022). In MDD, individuals with elevations in proinflammatory cytokines at baseline show a better medication response to several neuroimmune pharmacotherapies (Abbasi et al., 2012; Raison et al., 2013; Savitz et al., 2018; Uher et al., 2014). Of note, findings related to elevated proinflammatory profiles have been limited to *post hoc* analyses. In order to move the field towards a precision-medicine approach, it will be critical to conduct hypothesis-driven studies where individuals are stratified on baseline levels of inflammation and randomized controlled trials are conducted (Drevets et al., 2022). Relatedly, it will be critical to identify which markers of inflammation are the most sensitive to quantify the level of immune dysregulation (e.g., CRP, cytokine levels). Moreover, additional moderators, including sex, age, stress, poly-substance use, and comorbid depression, are associated with inflammation (Beurel et al., 2020; De

Cecco et al., 2019; Russell and Lightman, 2019; Takahashi and Iwasaki, 2021) and may play a critical role in response to neuroimmune medications in individuals with SUDs (Butelman et al., 2023) and will need to be investigated.

Finally, it is possible that neuroimmune therapies may be good candidates for combination pharmacotherapy treatments (Matt, 2021) or for adjunctive treatments alongside psychotherapy. Combined pharmacotherapy and cognitive behavioral therapy is more effective than pharmacotherapy with usual care across SUDs (Ray et al., 2020). Combining pharmacotherapies may allow for the targeting of more than one dysfunctional neurotransmitter system or allow for the treatment of comorbid psychiatric and medical disorders; this combination may result in an additive effect to decrease craving and substance use (Lee and Leggio, 2014). Several pharmacotherapy combinations have been tested in animal models (Goodwani et al., 2015; Israel et al., 2021; Stopponi et al., 2013); however, combination pharmacotherapies with neuroimmune treatments have yet to be tested in clinical samples.

## Funding and disclosure

This study was supported by the National Institute of Alcohol Abuse and Alcoholism (K01AA029712 to ENG). The author declares that she has no conflict of interest.

## CRedit authorship contribution statement

**Erica N. Grodin:** Conceptualization, Funding acquisition, Resources, Visualization, Writing – original draft, Writing – review & editing.

## Declaration of competing interest

The authors declare that they have no known competing financial interests or personal relationships that could have appeared to influence the work reported in this paper.

## Data availability

No data was used for the research described in the article.

## References

- Abbasi, S.-H., Hosseini, F., Modabbernia, A., Ashrafi, M., Akhondzadeh, S., 2012. Effect of celecoxib add-on treatment on symptoms and serum IL-6 concentrations in patients with major depressive disorder: randomized double-blind placebo-controlled study. *J. Affect. Disord.* 141, 308–314.
- Abulseoud, O.A., Miller, J.D., Wu, J., Choi, D.-S., Holschneider, D.P., 2012. Ceftriaxone upregulates the glutamate transporter in medial prefrontal cortex and blocks reinstatement of methamphetamine seeking in a condition place preference paradigm. *Brain Res.* 1456, 14–21.
- Abuse, S., 2022. Mental Health Services Administration (2021). Key substance use and mental health indicators in the United States: Results from the 2020 national survey on drug use and health (HHS Publication No. PEP21-07-01-003, NSDUH Series H-56). Center for Behavioral Health Statistics and Quality. Substance Abuse and Mental Health Services Administration, Rockville, MD. <https://www.samhsa.gov/data>.
- Agrawal, R., Hewetson, A., George, C., Syapin, P., Bergeson, S., 2011. Minocycline reduces ethanol drinking. *Brain Behav. Immun.* 25, S165–S169.
- Alhaddad, H., Das, S.C., Sari, Y., 2014. Effects of ceftriaxone on ethanol intake: a possible role for xCT and GLT-1 isoforms modulation of glutamate levels in P rats. *Psychopharmacology* 231, 4049–4057.
- Amato, A.A., Neves, F.d.A.R., 2012. Idealized PPAR $\gamma$ -based therapies: lessons from bench and bedside. *PPAR Res.* 2012.
- Amen, S.L., Piacentini, L.B., Ahmad, M.E., Li, S.-J., Mantsch, J.R., Risinger, R.C., Baker, D.A., 2011. Repeated N-acetyl cysteine reduces cocaine seeking in rodents and craving in cocaine-dependent humans. *Neuropsychopharmacology* 36, 871–878.
- Araos, P., Pedraz, M., Serrano, A., Lucena, M., Barrios, V., García-Marchena, N., Campos-Cloute, R., Ruiz, J.J., Romero, P., Suárez, J., 2015. Plasma profile of pro-inflammatory cytokines and chemokines in cocaine users under outpatient treatment: influence of cocaine symptom severity and psychiatric co-morbidity. *Addiction Biol.* 20, 756–772.
- Arezoomandan, R., Haghparast, A., 2015. Administration of the glial cell modulator, minocycline, in the nucleus accumbens attenuated the maintenance and

- reinstatement of morphine-seeking behavior. *Can. J. Physiol. Pharmacol.* 94, 257–264.
- Aroust, C.A., Waters, A.J., MacLean, R.R., Compton, P., Sofuoglu, M., 2019. Minocycline does not affect experimental pain or addiction-related outcomes in opioid maintained patients. *Psychopharmacology* 236, 2857–2866.
- Attarzadeh-Yazdi, G., Arezoomandan, R., Haghparsat, A., 2014. Minocycline, an antibiotic with inhibitory effect on microglial activation, attenuates the maintenance and reinstatement of methamphetamine-seeking behavior in rat. *Prog. Neuro Psychopharmacol. Biol. Psychiatr.* 53, 142–148.
- Bajo, M., Montgomery, S.E., Cates, L.N., Nadav, T., Delucchi, A.M., Cheng, K., Yin, H., Crawford, E.F., Roberts, A.J., Roberto, M., 2016. Evaluation of TLR4 inhibitor, T5342126, in modulation of ethanol-drinking behavior in alcohol-dependent mice. *Alcohol Alcohol* 51, 541–548.
- Beardsley, P.M., Shelton, K.L., Hendrick, E., Johnson, K.W., 2010. The glial cell modulator and phosphodiesterase inhibitor, AV411 (ibudilast), attenuates prime- and stress-induced methamphetamine relapse. *Eur. J. Pharmacol.* 637, 102–108.
- Bechar, A.R., Hamor, P.U., Schwendt, M., Knackstedt, L.A., 2018. The effects of ceftriaxone on cue-primed reinstatement of cocaine-seeking in male and female rats: estrous cycle effects on behavior and protein expression in the nucleus accumbens. *Psychopharmacology* 235, 837–848.
- Becher, B., Spath, S., Goverman, J., 2017. Cytokine networks in neuroinflammation. *Nat. Rev. Immunol.* 17, 49–59.
- Bell, R.L., Lopez, M.F., Cui, C., Egli, M., Johnson, K.W., Franklin, K.M., Becker, H.C., 2015. Ibudilast reduces alcohol drinking in multiple animal models of alcohol dependence. *Addiction Biol.* 20, 38–42.
- Beurel, E., Toups, M., Nemeroff, C.B., 2020. The bidirectional relationship of depression and inflammation: double trouble. *Neuron* 107, 234–256.
- Bland, S.T., Hutchinson, M.R., Maier, S.F., Watkins, L.R., Johnson, K.W., 2009. The glial activation inhibitor AV411 reduces morphine-induced nucleus accumbens dopamine release. *Brain Behav. Immun.* 23, 492–497.
- Blednov, Y.A., Benavidez, J.M., Black, M., Ferguson, L.B., Schoenhard, G.L., Goate, A.M., Edenberg, H.J., Wetherill, L., Hesselbrock, V., Foroud, T., 2015. Peroxisome proliferator-activated receptors  $\alpha$  and  $\gamma$  are linked with alcohol consumption in mice and withdrawal and dependence in humans. *Alcohol Clin. Exp. Res.* 39, 136–145.
- Blednov, Y.A., Benavidez, J.M., Black, M., Harris, R.A., 2014. Inhibition of phosphodiesterase 4 reduces ethanol intake and preference in C57BL/6J mice. *Front. Neurosci.* 8, 129.
- Blednov, Y.A., Black, M., Benavidez, J.M., Stamatakis, E.E., Harris, R.A., 2016. PPAR agonists: II. Fenofibrate and tesaglitazar alter behaviors related to voluntary alcohol consumption. *Alcohol Clin. Exp. Res.* 40, 563–571.
- Blednov, Y.A., Da Costa, A.J., Harris, R.A., Messing, R.O., 2018. Apremilast alters behavioral responses to ethanol in mice: II. Increased sedation, intoxication, and reduced acute functional tolerance. *Alcohol Clin. Exp. Res.* 42, 939–951.
- Burkovetskaya, M.E., Liu, Q., Vadukoot, A.K., Gautam, N., Alnouti, Y., Kumar, S., Miczek, K., Buch, S., Hopkins, C.R., Guo, M., 2020. KVA-D-88, a novel preferable phosphodiesterase 4B inhibitor, decreases cocaine-mediated reward properties in vivo. *ACS Chem. Neurosci.* 11, 2231–2242.
- Butelman, E.R., Goldstein, R.Z., Nwaneshiudu, C.A., Girdhar, K., Roussos, P., Russo, S.J., Alia-Klein, N., 2023. Neuroimmune mechanisms of opioid use disorder and recovery: translatability to human studies, and future research directions. *Neuroscience* 528, 102–116.
- Carranza-Aguilar, C.J., Hernández-Mendoza, A., Mejias-Aponte, C., Rice, K.C., Morales, M., González-Espinosa, C., Cruz, S.L., 2022. Morphine and fentanyl repeated administration induces different levels of NLRP3-dependent pyroptosis in the dorsal raphe nucleus of male rats via cell-specific activation of TLR4 and opioid receptors. *Cell. Mol. Neurobiol.* 42, 677–694.
- Charntikov, S., Pittenger, S.T., Pudiak, C.M., Bevins, R.A., 2018. The effect of N-acetylcysteine or bupropion on methamphetamine self-administration and methamphetamine-triggered reinstatement of female rats. *Neuropharmacology* 135, 487–495.
- Chen, H., Manev, H., 2011. Effects of minocycline on cocaine sensitization and phosphorylation of GluR1 receptors in 5-lipoxygenase deficient mice. *Neuropharmacology* 60, 1058–1063.
- Chen, H., Uz, T., Manev, H., 2009. Minocycline affects cocaine sensitization in mice. *Neurosci. Lett.* 452, 258–261.
- Ciraulo, D.A., Sarid-Segal, O., Knapp, C.M., Ciraulo, A.M., LoCastro, J., Bloch, D.A., Montgomery, M.A., Leiderman, D.B., Elkashef, A., 2005. Efficacy screening trials of paroxetine, pentoxifylline, riluzole, pramipexole and venlafaxine in cocaine dependence. *Addiction* 100, 12–22.
- Cooper, Z.D., Johnson, K.W., Pavlicova, M., Glass, A., Vosburg, S.K., Sullivan, M.A., Manubay, J.M., Martinez, D.M., Jones, J.D., Saccone, P.A., Comer, S.D., 2016. The effects of ibudilast, a glial activation inhibitor, on opioid withdrawal symptoms in opioid-dependent volunteers. *Addiction Biol.* 21, 895–903.
- Crews, F.T., Lawrimore, C.J., Walter, T.J., Coleman Jr., L.G., 2017. The role of neuroimmune signaling in alcoholism. *Neuropharmacology* 122, 56–73.
- Crews, F.T., Vetreno, R.P., 2016. Mechanisms of neuroimmune gene induction in alcoholism. *Psychopharmacology* 233, 1543–1557.
- Dantzer, R., 2018. Neuroimmune interactions: from the brain to the immune system and vice versa. *Physiol. Rev.* 98, 477–504.
- De Cecco, M., Ito, T., Petrashen, A.P., Elias, A.E., Skvir, N.J., Criscione, S.W., Caligiana, A., Broccoli, G., Adney, E.M., Boeke, J.D., 2019. L1 drives IFN in senescent cells and promotes age-associated inflammation. *Nature* 566, 73–78.
- de Guglielmo, G., Kallupi, M., Scuppa, G., Demopulos, G., Gaitanaris, G., Ciccocioppo, R., 2017. Pioglitazone attenuates the opioid withdrawal and vulnerability to relapse to heroin seeking in rodents. *Psychopharmacology* 234, 223–234.
- de Guglielmo, G., Kallupi, M., Scuppa, G., Stopponi, S., Demopulos, G., Gaitanaris, G., Ciccocioppo, R., 2014. Analgesic tolerance to morphine is regulated by PPAR $\gamma$ . *Br. J. Pharmacol.* 171, 5407–5416.
- De Guglielmo, G., Melis, M., De Luca, M.A., Kallupi, M., Li, H.W., Niswender, K., Giordano, A., Senzacqua, M., Somaini, L., Cipitelli, A., 2015. PPAR $\gamma$  activation attenuates opioid consumption and modulates mesolimbic dopamine transmission. *Neuropsychopharmacology* 40, 927–937.
- Drevets, W.C., Wittenberg, G.M., Bullmore, E.T., Manji, H.K., 2022. Immune targets for therapeutic development in depression: towards precision medicine. *Nat. Rev. Drug Discov.* 21, 224–244.
- Ducret, E., Puaud, M., Lacoste, J., Belin-Rauscent, A., Fouyssac, M., Dugast, E., Murray, J. E., Everitt, B.J., Houeto, J.-L., Belin, D., 2016. N-Acetylcysteine facilitates self-imposed abstinence after escalation of cocaine intake. *Biol. Psychiatr.* 80, 226–234.
- Farhoudian, A., Razaghi, E., Hooshyari, Z., Noroozi, A., Pilevari, A., Mokri, A., Mohammadi, M.R., Malekinejad, M., 2022. Barriers and facilitators to substance use disorder treatment: an overview of systematic reviews. *Subst. Abuse Res. Treat.* 16, 11782218221118462.
- Fotio, Y., Borruto, A.M., Benvenuti, F., Demopulos, G., Gaitanaris, G., Roberto, M., Ciccocioppo, R., 2021. Activation of peroxisome proliferator-activated receptor  $\gamma$  reduces alcohol drinking and seeking by modulating multiple mesocorticolimbic regions in rats. *Neuropsychopharmacology* 46, 360–367.
- Franklin, K.M., Hauser, S.R., Lasek, A.W., McClintick, J., Ding, Z.-M., McBride, W.J., Bell, R.L., 2015. Reduction of alcohol drinking of alcohol-preferring (P) and high-alcohol drinking (HAD1) rats by targeting phosphodiesterase-4 (PDE4). *Psychopharmacology* 232, 2251–2262.
- Fujita, Y., Kunitachi, S., Iyo, M., Hashimoto, K., 2012. The antibiotic minocycline prevents methamphetamine-induced rewarding effects in mice. *Pharmacol. Biochem. Behav.* 101, 303–306.
- Gajbhiye, S.V., Tripathi, R.K., Petare, A., Potey, A.V., Shankar, A., 2018. Minocycline in alcohol withdrawal induced anxiety and alcohol relapse in rats. *Curr. Clin. Pharmacol.* 13, 65–72.
- Gano, A., Deak, T., Pautassi, R.M., 2023. A review on the reciprocal interactions between neuroinflammatory processes and substance use and misuse, with a focus on alcohol misuse. *Am. J. Drug Alcohol Abuse* 49, 269–282.
- Geng, Y., Savage, S.M., Razani-Boroujerdi, S., Sopor, M.L., 1996. Effects of nicotine on the immune response. II. Chronic nicotine treatment induces T cell anergy. *J. Immunol.* 156, 2384–2390.
- Ghavimi, H., Hassanzadeh, K., Maleki-Dizaji, N., Azarfardian, A., Ghasami, S., Zolali, E., Charkhpor, M., 2014. Pioglitazone prevents morphine antinociception tolerance and withdrawal symptoms in rats. *N. Schmied. Arch. Pharmacol.* 387, 811–821.
- Gibson, L.C., Hastings, S.F., McPhee, I., Clayton, R.A., Darroch, C.E., Mackenzie, A., MacKenzie, F.L., Nagasawa, M., Stevens, P.A., MacKenzie, S.J., 2006. The inhibitory profile of Ibudilast against the human phosphodiesterase enzyme family. *Eur. J. Pharmacol.* 538, 39–42.
- Gong, M.-F., Wen, R.-T., Xu, Y., Pan, J.-C., Fei, N., Zhou, Y.-M., Xu, J.-P., Liang, J.-H., Zhang, H.-T., 2017. Attenuation of ethanol abstinence-induced anxiety- and depressive-like behavior by the phosphodiesterase-4 inhibitor rolipram in rodents. *Psychopharmacology* 234, 3143–3151.
- Goodwani, S., Rao, P., Bell, R.L., Sari, Y., 2015. Amoxicillin and amoxicillin/clavulanate reduce ethanol intake and increase GLT-1 expression as well as AKT phosphorylation in mesocorticolimbic regions. *Brain Res.* 1622, 397–408.
- Graczyk, M., Lewandowska, A.A., Dzierzanowski, T., 2021. The therapeutic potential of cannabis in counteracting oxidative stress and inflammation. *Molecules* 26, 4551.
- Grigsby, K.B., Mangieri, R.A., Roberts, A.J., Lopez, M.F., Firsick, E.J., Townsley, K.G., Benez, A., Bess, J., Eisenstein, T.K., Meissler, J.J., 2023. Preclinical and clinical evidence for suppression of alcohol intake by apremilast. *J. Clin. Invest.* 133.
- Grodin, E.N., Bujarski, S., Towns, B., Burnette, E., Nieto, S., Lim, A., Lin, J., Miotto, K., Gillis, A., Irwin, M.R., Evans, C., Ray, L.A., 2021. Ibudilast, a neuroimmune modulator, reduces heavy drinking and alcohol cue-elicited neural activation: a randomized trial. *Transl. Psychiatry* 11, 355.
- Grodin, E.N., Meredith, L.R., Burnette, E.M., Miotto, K., Irwin, M.R., Ray, L.A., 2023. Baseline C-reactive protein levels are predictive of treatment response to a neuroimmune modulator in individuals with an alcohol use disorder: a preliminary study. *Am. J. Drug Alcohol Abuse* 49, 333–344.
- Grodin, E.N., Nieto, S., Meredith, L.R., Burnette, E., O'Neill, J., Alger, J.R., London, E.D., Miotto, K., Evans, C.J., Irwin, M.R., Ray, L.A., 2022. Effects of ibudilast on central and peripheral markers of inflammation in alcohol use disorder: a randomized clinical trial. *Addiction Biol.* 27 (4), e13182.
- Hadizadeh, H., Flores, J.M., Mayerson, T., Worhunsy, P.D., Potenza, M.N., Angarita, G. A., 2022. Glutamatergic agents for the treatment of cocaine use disorder. *Current Behavioral Neuroscience Reports* 9, 101–112.
- Hakami, A.Y., Sari, Y., 2017.  $\beta$ -Lactamase inhibitor, clavulanic acid, attenuates ethanol intake and increases glial glutamate transporters expression in alcohol preferring rats. *Neurosci. Lett.* 657, 140–145.
- Heinzerling, K.G., Briones, M., Thames, A.D., Hinkin, C.H., Zhu, T., Wu, Y.N., Shoptaw, S.J., 2020. Randomized, placebo-controlled trial of targeting neuroinflammation with ibudilast to treat methamphetamine use disorder. *J. Neuroimmune Pharmacol.* 15, 238–248.
- Hofford, R.S., Russo, S.J., Kiraly, D.D., 2019. Neuroimmune mechanisms of psychostimulant and opioid use disorders. *Eur. J. Neurosci.* 50, 2562–2573.
- Hu, W., Lu, T., Chen, A., Huang, Y., Hansen, R., Chandler, L.J., Zhang, H.-T., 2011. Inhibition of phosphodiesterase-4 decreases ethanol intake in mice. *Psychopharmacology* 218, 331–339.
- Hutchinson, M.R., Bland, S.T., Johnson, K.W., Rice, K.C., Maier, S.F., Watkins, L.R., 2007. Opioid-induced glial activation: mechanisms of activation and implications for opioid analgesia, dependence, and reward. *Sci. World J.* 7, 98–111.



- Hutchinson, M.R., Lewis, S.S., Coats, B.D., Skyba, D.A., Crysdale, N.Y., Berkelhammer, D.L., Brzeski, A., Northcutt, A., Vietz, C.M., Judd, C.M., Maier, S.F., Watkins, L.R., Johnson, K.W., 2009. Reduction of opioid withdrawal and potentiation of acute opioid analgesia by systemic AV411 (ibudilast). *Brain Behav. Immun.* 23, 240–250.
- Hutchinson, M.R., Northcutt, A., Hiranita, T., Wang, X., Lewis, S., Thomas, J., Van Steeg, K., Kopajtic, T., Loram, L., Sfregola, C., 2012. Opioid activation of toll-like receptor 4 contributes to drug reinforcement. *J. Neurosci.* 32, 11187–11200.
- Hutchinson, M.R., Northcutt, A.L., Chao, L.W., Kearney, J.J., Zhang, Y., Berkelhammer, D.L., Loram, L.C., Rozeske, R.R., Bland, S.T., Maier, S.F., 2008. Minocycline suppresses morphine-induced respiratory depression, suppresses morphine-induced reward, and enhances systemic morphine-induced analgesia. *Brain Behav. Immun.* 22, 1248–1256.
- Iacono, L.L., Catale, C., Martini, A., Valzania, A., Viscomi, M.T., Chiurchiù, V., Guatteo, E., Bussone, S., Perrone, F., Di Sabato, P., 2018. From traumatic childhood to cocaine abuse: the critical function of the immune system. *Biol. Psychiatr.* 84, 905–916.
- Ioannou, M., Foiselle, M., Mallet, J., Stam, E.L., Godin, O., Dubertret, C., Terro, E., Sommer, I.E.C., Haarman, B.C.M., Leboyer, M., Schoevers, R.A., 2021. Towards precision medicine: what are the stratification hypotheses to identify homogeneous inflammatory subgroups. *Eur. Neuropsychopharmacol.* 45, 108–121.
- Israel, Y., Quintanilla, M.E., Ezquer, F., Morales, P., Santapau, D., Berríos-Cárcamo, P., Ezquer, M., Olivares, B., Herrera-Marschitz, M., 2021. Aspirin and N-acetylcysteine co-administration markedly inhibit chronic ethanol intake and block relapse binge drinking: role of neuroinflammation-oxidative stress self-perpetuation. *Addiction Biol.* 26, e12853.
- Jacobsen, J.H.W., Buisman-Pijlman, F.T., Mustafa, S., Rice, K.C., Hutchinson, M.R., 2018. Antagonising TLR4-TRIF signalling before or after a low-dose alcohol binge during adolescence prevents alcohol drinking but not seeking behaviour in adulthood. *Neuropharmacology* 128, 460–473.
- Jacobsen, J.H.W., Watkins, L.R., Hutchinson, M.R., 2014. Discovery of a novel site of opioid action at the innate immune pattern-recognition receptor TLR4 and its role in addiction. *Int. Rev. Neurobiol.* 118, 129–163.
- Jastrzębska, J., Frankowska, M., Filip, M., Atlas, D., 2016. N-acetylcysteine amide (AD4) reduces cocaine-induced reinstatement. *Psychopharmacology* 233, 3437–3448.
- Jones, J.D., Bisaga, A., Metz, V.E., Manubay, J.M., Mogali, S., Ciccocioppo, R., Madera, G., Doernberg, M., Comer, S.D., 2018. The PPARy agonist pioglitazone fails to alter the abuse potential of heroin, but does reduce heroin craving and anxiety. *J. Psychoact. Drugs* 50, 390–401.
- Kalivas, P.W., 2022. Cocaine and amphetamine-like psychostimulants: neurocircuitry and glutamate neuroplasticity. *Dialogues Clin. Neurosci.*
- Karahanian, E., Quintanilla, M.E., Fernandez, K., Israel, Y., 2014. Fenofibrate—a lipid-lowering drug—reduces voluntary alcohol drinking in rats. *Alcohol (Fayetteville, N. Y.)* 48, 665–670.
- Kim, J., John, J., Langford, D., Walker, E., Ward, S., Rawls, S.M., 2016. Clavulanic acid enhances glutamate transporter subtype 1 (GLT-1) expression and decreases reinforcing efficacy of cocaine in mice. *Amino Acids* 48, 689–696.
- Knackstedt, L.A., Melendez, R.I., Kalivas, P.W., 2010. Ceftriaxone restores glutamate homeostasis and prevents relapse to cocaine seeking. *Biol. Psychiatr.* 67, 81–84.
- Koob, G.F., Volkow, N.D., 2016. Neurobiology of addiction: a neurocircuitry analysis. *Lancet Psychiatr.* 3, 760–773.
- Lacagnina, M.J., Rivera, P.D., Bilbo, S.D., 2017. Glial and neuroimmune mechanisms as critical modulators of drug use and abuse. *Neuropsychopharmacology* 42, 156–177.
- LaCrosse, A.L., Hill, K., Knackstedt, L.A., 2016. Ceftriaxone attenuates cocaine relapse after abstinence through modulation of nucleus accumbens AMPA subunit expression. *Eur. Neuropsychopharmacol.* 26, 186–194.
- Lainiöla, M., Linden, A.-M., 2017. Alcohol intake in two different mouse drinking models after recovery from the lipopolysaccharide-induced sickness reaction. *Alcohol (Fayetteville, N.Y.)* 65, 1–10.
- LaRowe, S.D., Kalivas, P.W., Nicholas, J.S., Randall, P.K., Mardikian, P.N., Malcolm, R.J., 2013. A double-blind placebo-controlled trial of N-acetylcysteine in the treatment of cocaine dependence. *Am. J. Addict.* 22, 443–452.
- LaRowe, S.D., Myrick, H., Hedden, S., Mardikian, P., Saladin, M., McRae, A., Brady, K., Kalivas, P.W., Malcolm, R., 2007. Is cocaine desire reduced by N-acetylcysteine? *Am. J. Psychiatr.* 164, 1115–1117.
- Lebourgeois, S., González-Marín, M.C., Jeanblanc, J., Naassila, M., Vilpoux, C., 2018. Effect of N-acetylcysteine on motivation, seeking and relapse to ethanol self-administration. *Addiction Biol.* 23, 643–652.
- Ledeboer, A., Hutchinson, M.R., Watkins, L.R., Johnson, K.W., 2007. Ibudilast (AV-411) a new class therapeutic candidate for neuropathic pain and opioid withdrawal syndromes. *Exp. Opin. Invest. Drugs* 16, 935–950.
- Lee, M.R., Leggio, L., 2014. Combined pharmacotherapies for the management of alcoholism: rationale and evidence to date. *CNS Drugs* 28, 107–119.
- Lee, M.R., Ruby, C.L., Hinton, D.J., Choi, S., Adams, C.A., Young Kang, N., Choi, D.-S., 2013. Striatal adenosine signaling regulates EAAT2 and astrocytic AQP4 expression and alcohol drinking in mice. *Neuropsychopharmacology* 38, 437–445.
- Lee, S.-G., Su, Z.-Z., Emdad, L., Gupta, P., Sarkar, D., Borjabad, A., Volsky, D.J., Fisher, P. B., 2008. Mechanism of ceftriaxone induction of excitatory amino acid transporter-2 expression and glutamate uptake in primary human astrocytes. *J. Biol. Chem.* 283, 13116–13123.
- Levandowski, M.L., Hess, A.R.B., Grassi-Oliveira, R., de Almeida, R.M.M., 2016. Plasma interleukin-6 and executive function in crack cocaine-dependent women. *Neurosci. Lett.* 628, 85–90.
- Li, M.J., Briones, M.S., Heinzerling, K.G., Kalmin, M.M., Shoptaw, S.J., 2020. Ibudilast attenuates peripheral inflammatory effects of methamphetamine in patients with methamphetamine use disorder. *Drug Alcohol Depend.* 206, 107776.
- Linker, K., Cross, S., Leslie, F., 2019. Glial mechanisms underlying substance use disorders. *Eur. J. Neurosci.* 50, 2574–2589.
- Lofits, J.M., Janowsky, A., 2014. Chapter seven - neuroimmune basis of methamphetamine toxicity. In: Cui, C., Shurtleff, D., Harris, R.A. (Eds.), *International Review of Neurobiology*. Academic Press, pp. 165–197.
- Mardikian, P.N., LaRowe, S.D., Hedden, S., Kalivas, P.W., Malcolm, R.J., 2007. An open-label trial of N-acetylcysteine for the treatment of cocaine dependence: a pilot study. *Prog. Neuro Psychopharmacol. Biol. Psychiatr.* 31, 389–394.
- Matt, S.M., 2021. Targeting neurotransmitter-mediated inflammatory mechanisms of psychiatric drugs to mitigate the double burden of multimorbidity and polypharmacy. *Brain, Behavior, & Immunity - Health* 18, 100353.
- Maza-Quiroga, R., García-Marchena, N., Romero-Sanchiz, P., Barrios, V., Pedraz, M., Serrano, A., Nogueira-Arjona, R., Ruiz, J.J., Soria, M., Campos, R., 2017. Evaluation of plasma cytokines in patients with cocaine use disorders in abstinence identifies transforming growth factor alpha (TGFA) as a potential biomarker of consumption and dual diagnosis. *PeerJ* 5, e3926.
- McCarthy, G.M., Warden, A.S., Bridges, C.R., Blednov, Y.A., Harris, R.A., 2018. Chronic ethanol consumption: role of TLR3/TRIF-dependent signaling. *Addiction Biol.* 23, 889–903.
- Meredith, L.R., Burnette, E.M., Grodin, E.N., Irwin, M.R., Ray, L.A., 2021. Immune treatments for alcohol use disorder: a translational framework. *Brain Behav. Immun.* 97, 349–364.
- Metz, V.E., Jones, J.D., Manubay, J., Sullivan, M.A., Mogali, S., Segoshi, A., Madera, G., Johnson, K.W., Comer, S.D., 2017. Effects of ibudilast on the subjective, reinforcing, and analgesic effects of oxycodone in recently detoxified adults with opioid dependence. *Neuropsychopharmacology* 42, 1825–1832.
- Miller, W.R., Fox, R.G., Stutz, S.J., Lane, S.D., Denner, L., Cunningham, K.A., Dineley, K. T., 2018. PPARy agonism attenuates cocaine cue reactivity. *Addiction Biol.* 23, 55–68.
- Mogali, S., Askalsky, P., Madera, G., Jones, J.D., Comer, S.D., 2021. Minocycline attenuates oxycodone-induced positive subjective responses in non-dependent, recreational opioid users. *Pharmacol. Biochem. Behav.* 209, 173241.
- Mogali, S., Jones, J.D., Manubay, J.M., Sullivan, M., Comer, S.D., 2014. Effects of Minocycline on Oxycodone-Induced Responses in Humans. *Drug and Alcohol Dependence*, p. e153.
- Montesinos, J., Gil, A., Guerri, C., 2017. Nalmefene prevents alcohol-induced Neuroinflammation and alcohol drinking preference in adolescent female mice: role of TLR4. *Alcohol Clin. Exp. Res.* 41, 1257–1270.
- Moreira, F.P., Medeiros, J.R.C., Lhullier, A.C., de Mattos Souza, L.D., Jansen, K., Portela, L.V., Lara, D.R., da Silva, R.A., Wiener, C.D., Oses, J.P., 2016. Cocaine abuse and effects in the serum levels of cytokines IL-6 and IL-10. *Drug Alcohol Depend.* 158, 181–185.
- Morley, K.C., Peruch, S., Adams, C., Towers, E., Tremonti, C., Watt, J., Jamshidi, N., Haber, P.S., 2023. N acetylcysteine in the treatment of alcohol use disorder: a randomized, double-blind, placebo-controlled trial. *Alcohol Alcohol* 58 (5), 553–560.
- Mousavi, S.G., Sharbafchi, M.R., Salehi, M., Peykanpour, M., Sichani, N.K., Maracy, M., 2015. The efficacy of N-acetylcysteine in the treatment of methamphetamine dependence: a double-blind controlled, crossover study. *Arch. Iran. Med.* 18, 0-0.
- Mu, L., Liu, X., Yu, H., Hu, M., Friedman, V., Kelly, T.J., Zhao, L., Liu, Q.-s., 2021. Ibudilast attenuates cocaine self-administration and prime- and cue-induced reinstatement of cocaine seeking in rats. *Neuropharmacology* 201, 108830.
- Murray, J.E., Everitt, B.J., Belin, D., 2012. N-acetylcysteine reduces early- and late-stage cocaine seeking without affecting cocaine taking in rats. *Addiction Biol.* 17, 437–440.
- Narita, M., Miyatake, M., Narita, M., Shibasaki, M., Shindo, K., Nakamura, A., Kuzumaki, N., Nagumo, Y., Suzuki, T., 2006. Direct evidence of astrocytic modulation in the development of rewarding effects induced by drugs of abuse. *Neuropsychopharmacology* 31, 2476–2488.
- Northcutt, A.L., Hutchinson, M.R., Wang, X., Baratta, M.V., Hiranita, T., Cochran, T.A., Pomrenze, M.B., Galer, E.L., Kopajtic, T.A., Li, C.M., Amat, J., Larson, G., Cooper, D. C., Huang, Y., O'Neill, C.E., Yin, H., Zahniser, N.R., Katz, J.L., Rice, K.C., Maier, S.F., Bachtell, R.K., Watkins, L.R., 2015. DAT isn't all that: cocaine reward and reinforcement require Toll-like receptor 4 signaling. *Mol. Psychiatr.* 20, 1525–1537.
- Ozburn, A.R., Metten, P., Potretzke, S., Townsley, K.G., Blednov, Y.A., Crabbe, J.C., 2020. Effects of pharmacologically targeting neuroimmune pathways on alcohol drinking in mice selectively bred to drink to intoxication. *Alcohol Clin. Exp. Res.* 44, 553–566.
- Palpacuer, Clément, et al., 2015. Risks and benefits of nalmefene in the treatment of adult alcohol dependence: a systematic literature review and meta-analysis of published and unpublished double-blind randomized controlled trials. *PLoS Med.* 12 (12), e1001924.
- Pedraz, M., Araos, P., García-Marchena, N., Serrano, A., Romero-Sanchiz, P., Suárez, J., Castilla-Ortega, E., Mayoral-Cleries, F., Ruiz, J.J., Pastor, A., 2015. Sex differences in psychiatric comorbidity and plasma biomarkers for cocaine addiction in abstinent cocaine-addicted subjects in outpatient settings. *Front. Psychiatr.* 6, 17.
- Petrakis, I.L., Ralevski, E., Gueorgieva, R., Sloan, M.E., Devine, L., Yoon, G., Arias, A.J., Sofuoglu, M., 2019. Targeting neuroinflammation with minocycline in heavy drinkers. *Psychopharmacology (Berl)* 236, 3013–3021.
- Poland, R.S., Hahn, Y.K., Knapp, P.E., Beardsley, P.M., Bowers, M.S., 2016. Ibudilast attenuates expression of behavioral sensitization to cocaine in male and female rats. *Neuropharmacology* 109, 281–292.
- Qrunfleh, A.M., Alazizi, A., Sari, Y., 2013. Ceftriaxone, a beta-lactam antibiotic, attenuates relapse-like ethanol-drinking behavior in alcohol-preferring rats. *J. Psychopharmacol.* 27, 541–549.

- Raison, C.L., Rutherford, R.E., Woolwine, B.J., Shuo, C., Schettler, P., Drake, D.F., Haroon, E., Miller, A.H., 2013. A randomized controlled trial of the tumor necrosis factor antagonist infliximab for treatment-resistant depression: the role of baseline inflammatory biomarkers. *JAMA Psychiatr.* 70, 31–41.
- Ray, L.A., Bujarski, S., Shoptaw, S., Roche, D.J., Heinzerling, K., Miotto, K., 2017. Development of the neuroimmune modulator ibudilast for the treatment of alcoholism: a randomized, placebo-controlled, human laboratory trial. *Neuropsychopharmacology* 42, 1776–1788. Official Publication of the American College of Neuropsychopharmacology.
- Ray, L.A., Meredith, L.R., Kiluk, B.D., Walthers, J., Carroll, K.M., Magill, M., 2020. Combined pharmacotherapy and cognitive behavioral therapy for adults with alcohol or substance use disorders: a systematic review and meta-analysis. *JAMA Netw. Open* 3, e208279-e208279.
- Reichel, C.M., Moussawi, K., Do, P.H., Kalivas, P.W., See, R.E., 2011. Chronic N-acetylcysteine during abstinence or extinction after cocaine self-administration produces enduring reductions in drug seeking. *J. Pharmacol. Exp. Therapeut.* 337, 487–493.
- Reissner, K.J., Brown, R.M., Spencer, S., Tran, P.K., Thomas, C.A., Kalivas, P.W., 2014. Chronic administration of the methylxanthine propentofylline impairs reinstatement to cocaine by a GLT-1-dependent mechanism. *Neuropsychopharmacology* 39, 499–506.
- Russell, G., Lightman, S., 2019. The human stress response. *Nat. Rev. Endocrinol.* 15, 525–534.
- Sari, Y., Smith, K.D., Ali, P.K., Rebec, G.V., 2009. Upregulation of GLT1 attenuates cue-induced reinstatement of cocaine-seeking behavior in rats. *J. Neurosci.* 29, 9239–9243.
- Savitz, J.B., Teague, T.K., Misaki, M., Macaluso, M., Wurfel, B.E., Meyer, M., Drevets, D., Yates, W., Gleason, O., Drevets, W.C., 2018. Treatment of bipolar depression with minocycline and/or aspirin: an adaptive, 2×2 double-blind, randomized, placebo-controlled, phase IIA clinical trial. *Transl. Psychiatry* 8, 27.
- Schmitz, J.M., Green, C.E., Hasan, K.M., Vincent, J., Suchting, R., Weaver, M.F., Moeller, F.G., Narayana, P.A., Cunningham, K.A., Dineley, K.T., Lane, S.D., 2017. PPAR-gamma agonist pioglitazone modifies craving intensity and brain white matter integrity in patients with primary cocaine use disorder: a double-blind randomized controlled pilot trial. *Addiction* 112, 1861–1868.
- Schneider, R., Bandiera, S., Souza, D.G., Bellaver, B., Caletti, G., Quincozes-Santos, A., Elisabetsky, E., Gomez, R., 2017. N-acetylcysteine prevents alcohol related neuroinflammation in rats. *Neurochem. Res.* 42, 2135–2141.
- Schwandt, M.L., Diazgranados, N., Umhau, J.C., Kwako, L.E., George, D.T., Heilig, M., 2020. PPAR $\gamma$  activation by pioglitazone does not suppress cravings for alcohol, and is associated with a risk of myopathy in treatment seeking alcohol dependent patients: a randomized controlled proof of principle study. *Psychopharmacology* 237, 2367–2380.
- Snider, S.E., Hendrick, E.S., Beardsley, P.M., 2013a. Glial cell modulators attenuate methamphetamine self-administration in the rat. *Eur. J. Pharmacol.* 701, 124–130.
- Snider, S.E., Hendrick, E.S., Beardsley, P.M., 2013b. Glial cell modulators attenuate methamphetamine self-administration in therat. *Eur. J. Pharmacol.* 701, 124–130.
- Snider, S.E., Hendrick, E.S., Beardsley, P.M., 2013c. Glial cell modulators attenuate methamphetamine self-administration in therat. *Eur. J. Pharmacol.* 701, 124–130.
- Sofuoglu, M., Mooney, M., Kosten, T., Waters, A., Hashimoto, K., 2011. Minocycline attenuates subjective rewarding effects of dextroamphetamine in humans. *Psychopharmacology* 213, 61–68.
- Sopori, M., 2002. Effects of cigarette smoke on the immune system. *Nat. Rev. Immunol.* 2, 372–377.
- Stopponi, S., de Guglielmo, G., Somaini, L., Cippitelli, A., Cannella, N., Kallupi, M., Ubaldi, M., Heilig, M., Demopulos, G., Gaitanaris, G., 2013. Activation of PPAR  $\gamma$  by pioglitazone potentiates the effects of naltrexone on alcohol drinking and relapse in ms P rats. *Alcohol Clin. Exp. Res.* 37, 1351–1360.
- Stopponi, S., Somaini, L., Cippitelli, A., Cannella, N., Braconi, S., Kallupi, M., Ruggeri, B., Heilig, M., Demopulos, G., Gaitanaris, G., 2011. Activation of nuclear PPAR $\gamma$  receptors by the antidiabetic agent pioglitazone suppresses alcohol drinking and relapse to alcohol seeking. *Biol. Psychiatr.* 69, 642–649.
- Takahashi, T., Iwasaki, A., 2021. Sex differences in immune responses. *Science* 371, 347–348.
- Tanda, G., Mereu, M., Hiranita, T., Quarterman, J.C., Coggiano, M., Katz, J.L., 2016. Lack of specific involvement of (+)-naloxone and (+)-naltrexone on the reinforcing and neurochemical effects of cocaine and opioids. *Neuropsychopharmacology* 41, 2772–2781.
- Tartey, S., Takeuchi, O., 2017. Pathogen recognition and Toll-like receptor targeted therapeutics in innate immune cells. *Int. Rev. Immunol.* 36, 57–73.
- Theberge, F.R., Li, X., Kambhampati, S., Pickens, C.L., Laurent, R.S., Bossert, J.M., Baumann, M.H., Hutchinson, M.R., Rice, K.C., Watkins, L.R., 2013. Effect of chronic delivery of the Toll-like receptor 4 antagonist (+)-naltrexone on incubation of heroin craving. *Biol. Psychiatr.* 73, 729–737.
- Uher, R., Tansey, K.E., Dew, T., Maier, W., Mors, O., Hauser, J., Dernovsek, M.Z., Henigsberg, N., Souery, D., Farmer, A., 2014. An inflammatory biomarker as a differential predictor of outcome of depression treatment with escitalopram and nortriptyline. *Am. J. Psychiatr.* 171, 1278–1286.
- Ward, S.J., Rasmussen, B.A., Corley, G., Henry, C., Kim, J.K., Walker, E.A., Rawls, S.M., 2011. Beta-lactam antibiotic decreases acquisition of and motivation to respond for cocaine, but not sweet food, in C57Bl/6 mice. *Behav. Pharmacol.* 22, 370–373.
- Wen, R.T., Zhang, F.F., Zhang, H.T., 2018. Cyclic nucleotide phosphodiesterases: potential therapeutic targets for alcohol use disorder. *Psychopharmacology (Berl)* 235, 1793–1805.
- Worley, M.J., Swanson, A.N., Heinzerling, K.G., Roche, D.J., Shoptaw, S., 2016. Ibudilast attenuates subjective effects of methamphetamine in a placebo-controlled inpatient study. *Drug Alcohol Depend.* 162, 245–250.
- Wright, M.B., Bortolini, M., Tadayyon, M., Bopst, M., 2014. Minireview: challenges and opportunities in development of PPAR agonists. *Mol. Endocrinol.* 28, 1756–1768.