

UC Irvine

UC Irvine Previously Published Works

Title

Unconventional critical scaling of magnetization in ferromagnetic uranium superconductors UGe₂ and URhGe

Permalink

<https://escholarship.org/uc/item/0v727196>

Journal

Physical Review B, 89(6)

ISSN

2469-9950

Authors

Tateiwa, Naoyuki
Haga, Yoshinori
Matsuda, Tatsuma D
[et al.](#)

Publication Date

2014-02-01

DOI

10.1103/physrevb.89.064420

Copyright Information

This work is made available under the terms of a Creative Commons Attribution License, available at <https://creativecommons.org/licenses/by/4.0/>

Peer reviewed

Unconventional critical scaling of magnetization in uranium ferromagnetic superconductors UGe₂ and URhGe*

Naoyuki Tateiwa^{1,†}, Yoshinori Haga¹, Tatsuma D. Matsuda^{1,2}, Etsuji Yamamoto¹, and Zachary Fisk^{1,3}

¹*Advanced Science Research Center,
Japan Atomic Energy Agency, Tokai,
Naka, Ibaraki 319-1195, Japan*

²*Department of Physics, Tokyo Metropolitan University,
Hachioji, Tokyo 192-0397, Japan*

³*University of California, Irvine, California 92697, USA*

(Dated: January 22, 2014)

We report a dc magnetization study of the critical phenomenon around the ferromagnetic transition temperature T_C in high-quality single crystals of uranium ferromagnetic superconductors UGe₂ and URhGe. The critical exponents, β for the temperature dependence of the magnetization below T_C , γ for the magnetic susceptibility, and δ for the magnetic isotherm at T_C have been determined with a modified Arrott plot, a Kouvel-Fisher plot, and the scaling analysis. Magnetization in the ferromagnetic state has strong uniaxial magnetic anisotropy in the two compounds. However, the universality class of the critical phenomena do not belong to the three dimensional (3D) Ising system. Although the values of β in UGe₂ and URhGe are close to those in the 3D magnets, the values of γ are close to unity, that expected from the mean field theory. Similar critical exponents have been reported previously for the 3D Ising ferromagnet UIr where superconductivity appears under high pressure. The critical behavior may be limited to a very narrow Ginzburg critical region of $\Delta T_G \sim 1$ mK because of the strong itinerant character of the $5f$ electrons in the ferromagnetic superconductor UCoGe where the mean field behavior of the magnetization has been reported. The unconventional critical scaling of magnetization in UGe₂, URhGe and UIr cannot be explained via previous approaches to critical phenomena. The ferromagnetic correlation between the $5f$ electrons differs from that in the 3D Ising system and this difference may be a key point for the understanding of the ferromagnetism where superconductivity emerges.

PACS numbers: 75.40.-s, 75.50.Cc, 74.25.Ha

I. INTRODUCTION

The coexistence of superconductivity and ferromagnetism, considered as a theoretical possibility over 50 years ago by Ginzburg[1], has been found in the uranium compounds UGe₂[2, 3], URhGe[4], and UCoGe[5]. Extensive theoretical and experimental studies have been carried out[6]. Since the middle of the 1970s, the coexistence has been found in the $4f$ -localized systems such as ErRh₄B₄[7, 8], Chevrel compound HoMo₆S₈[9], and boron carbide superconductor ErNi₂B₂C[10]. The ferromagnetism and superconductivity of the systems are carried by different electrons: f and d electrons respectively, and the states compete each other. A characteristic feature in the uranium ferromagnetic superconductors is that the same $5f$ electrons of the uranium atoms are responsible for both long-range ordered states. Interesting physical phenomena such as anomalous enhancement of the upper critical field H_{c2} for the superconducting state under high magnetic field may originate from cooperative interplay between the two phases[6].

Critical ferromagnetic fluctuations have been thought

to induce unconventional superconductivity in the vicinity of a quantum phase transition[11]. Spin fluctuation theories reveal the importance of the dimensionality of the spin-fluctuation spectrum for the unconventional superconductivity[12–14]. In particular, longitudinal spin fluctuations play an important role for spin-triplet superconductivity as was experimentally shown in a recent NMR experiment on UCoGe[15]. Indeed, the ferromagnetic phase has strong Ising-type anisotropy in the uranium ferromagnetic superconductors[5, 6, 16]. Although many studies have been done on the superconductivity and its related phenomena, a systematic and complete description of the ferromagnetic criticality has not been made for the uranium ferromagnetic superconductors.

Ferromagnetism in the uranium ferromagnetic superconductors is carried by the mobile $5f$ electrons[17]. Itinerant ferromagnetism of the $5f$ electrons may have magnetic properties differing from those in intermetallic compounds of $3d$ transition metals. The relaxation rate for the magnetization density Γ in UGe₂ and UCoGe does not exhibit the linear Landau damping ($\Gamma \propto \mathbf{q}$) characteristic of the itinerant ferromagnetism described by self-consistent renormalized spin fluctuation (SCR) theory [18–20]. Dual nature of the $5f$ electrons between itinerant and localized characters has been suggested in Muon spin rotation spectroscopy and macroscopic experiments

*Phys. Rev. B **89**, 064420 (2014).

†Electronic address: tateiwa.naoyuki@jaea.go.jp

TABLE I: Critical exponents β , γ , δ for different universality classes[24].

	β	γ	δ
Mean field	0.5	1	3
3D Heisenberg	0.367	1.388	4.78
3D XY	0.345	1.316	4.81
3D Ising	0.326	1.238	4.80
2D Ising	0.125	1.75	15

in UGe₂[21–23]. It is necessary then to investigate particular features in the itinerant ferromagnetism of the 5*f* electrons.

In this paper, we present detailed dc magnetization studies of UGe₂ and URhGe to investigate the classical critical phenomenon associated with the ferromagnetic transition. UGe₂ shows a second order phase transition from the paramagnetic to the ferromagnetic (FM1) phases at $T_C = 52.6$ K and URhGe orders ferromagnetically at $T_C = 9.5$ K[2–4, 6]. Superconductivity appears in the high pressure FM1 phase in UGe₂. URhGe has a superconducting transition with transition temperature $T_{sc} = 0.2$ K at ambient pressure. We study the critical phenomena of the ferromagnetic states in the two compounds where the superconductivity appears at low temperatures. It is found that the universality class for the ferromagnetic transitions in UGe₂ and URhGe does not belong to the three dimensional (3D) Ising class expected from the strong uniaxial anisotropy in the magnetization. We find a unique scaling relation which may be inherent to the uranium ferromagnetic superconductors.

In the vicinity of a second-order magnetic phase transition with Curie temperature T_C , the divergence of correlation length $\xi = \xi_0 |1 - T/T_C|^{-\nu}$ leads to universal scaling laws for spontaneous magnetization M_S and initial susceptibility χ . ν is the critical exponent. The mathematical definitions of exponents from magnetization can be described as follows[24].

$$\chi(T)^{-1} \propto |t|^{-\gamma'} \quad (T < T_C), \quad |t|^{-\gamma} \quad (T_C < T) \quad (1)$$

$$M_S(T) \propto |t|^\beta \quad (T < T_C) \quad (2)$$

$$\mu_0 H \propto M_S^{1/\delta} \quad (T = T_C) \quad (3)$$

Here, t denotes the reduced temperature $t = 1 - T/T_C$. Parameters β , γ , γ' and δ are the critical exponents. Table I shows the theoretical critical exponents for various models.

II. EXPERIMENT

High-quality single crystal samples of UGe₂ and URhGe have been grown by Czochralski pulling in a tetra arc furnace[16, 25]. Magnetization was measured in a commercial superconducting quantum interference (SQUID) magnetometer (MPMS, Quantum Design). The internal magnetic field $\mu_0 H$ was determined

by subtracting the demagnetization field DM from the applied magnetic field $\mu_0 H_{ext}$: $\mu_0 H = \mu_0 H_{ext} - DM$. The demagnetizing factor D was calculated from the macroscopic dimensions of the sample. The magnetic field was applied along the magnetic easy a and c -axes of the orthorhombic structure of UGe₂ and URhGe, respectively. We have determined the critical exponents in the compounds using a modified Arrott plot, critical isotherm analysis, a Kouvel-Fisher plot, and scaling analysis.

III. RESULTS

A. Modified Arrott plot and critical isotherm

Conventional methods to determine the critical exponents and the critical temperature involve the use of Arrott plots. Isotherms plotted in the form of M^2 vs. H/M constitute a set of parallel straight lines around T_C . The plot assumes that the critical exponents follow mean-field theory ($\beta = 0.5$, $\gamma = 1.0$, and $\delta = 3.0$). The H/M vs. M^2 plots in UGe₂ and URhGe do not yield straight lines around T_C , indicating that the mean field model is not valid. So, we have re-analyzed the magnetization isotherms with the Arrott-Noakes equation of state which should hold in the asymptotic critical region[26].

$$(H/M)^{1/\gamma} = (T - T_C)/T_1 + (M/M_1)^{1/\beta} \quad (4)$$

, where T_1 and M_1 are material constants. In the corresponding modified Arrott plot, the data for UGe₂ and URhGe are represented in the form of $M^{1/\beta}$ versus $(H/M)^{1/\gamma}$ as shown in Figure 1 (a) and (b). The values β and γ are chosen in such a way that the isotherms yield as closely as possible a linear behavior. A best fit

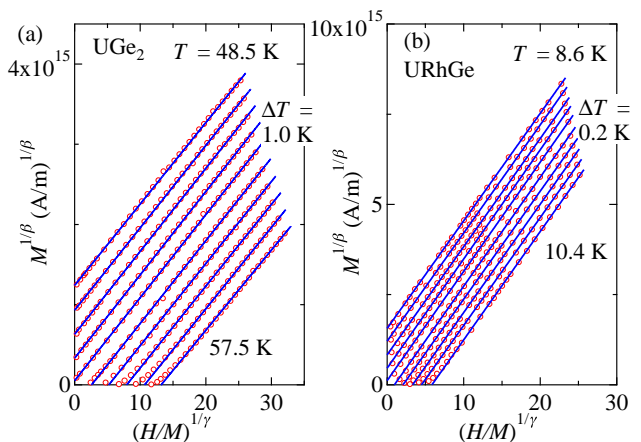


FIG. 1: (Color online) Modified Arrott plot of magnetization in (a) UGe₂ for $48.5 \text{ K} \leq T \leq 57.5 \text{ K}$ and $0.1 \text{ T} \leq \mu_0 H \leq 6.0 \text{ T}$ and in (b) URhGe for $8.6 \text{ K} \leq T \leq 10.4 \text{ K}$ and $0.1 \text{ T} \leq \mu_0 H \leq 2.0 \text{ T}$. Blues lines show fits to the data with the equation (4).

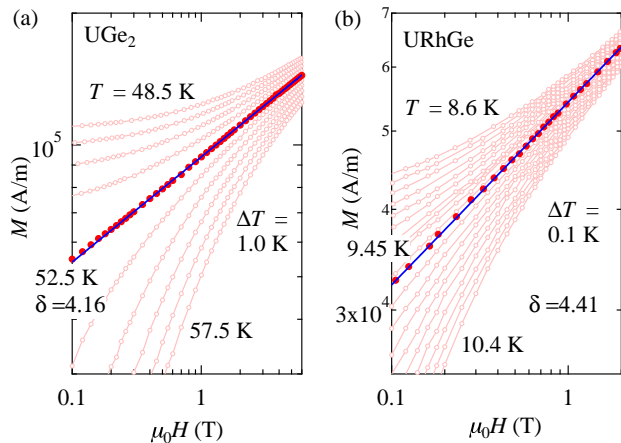


FIG. 2: (Color online) Magnetic field dependence of magnetization in (a) UGe₂ from 48.5 K to 57.5 K and in (b) URhGe from 8.6 K to 10.4 K. Dotted points indicate the critical isotherm at 52.5 K and 9.45 K for UGe₂ and URhGe, respectively. Blues lines show fits to eq. (3) to obtain the critical exponent δ .

of equation (4) to the data in UGe₂ for $47.0 \text{ K} < T < 57.5 \text{ K}$ and $0.1 \text{ T} < \mu_0 H < 6 \text{ T}$ yields $T_C = 52.6 \pm 0.1 \text{ K}$, $\beta = 0.334 \pm 0.002$, and $\gamma = 1.05 \pm 0.05$. The fit of the data in URhGe for $8.5 \text{ K} < T < 10.4 \text{ K}$ and $0.1 \text{ T} < \mu_0 H < 2.0 \text{ T}$ yields $T_C = 9.44 \pm 0.02 \text{ K}$, $\beta = 0.303 \pm 0.003$, and $\gamma = 1.02 \pm 0.03$. The obtained critical exponents are shown in Table. II.

The third critical exponent δ can be determined from the critical isotherm at T_C according to the eq (3) as shown in Figure 2 (a) and (b). From fits to the isotherms at 52.5 K in UGe₂ and at 9.48 K in URhGe with eq. (3), the value of δ was obtained as $\delta = 4.16 \pm 0.02$ for UGe₂ and 4.41 ± 0.02 for URhGe. These values are lower than that expected for 3D Ising ferromagnet ($\delta = 4.80$). The value of δ can be calculated from β and γ using Widom scaling relation $\delta = 1 + \gamma/\beta$ [27]. The value of δ was estimated as 4.15 ± 0.05 for UGe₂ and 4.37 ± 0.05 for URhGe. The values are consistent with those determined from the critical isotherms.

In UGe₂ and URhGe, the values of the critical exponent β for the magnetization are close to those in the 3D ferromagnets. Meanwhile, the values of the exponents γ for the magnetic susceptibility and δ for the critical isotherms are smaller than those expected for the 3D Ising model.

B. Kouvel-Fisher method

The critical exponents β and γ can be more accurately determined by the Kouvel-Fisher (KF) relations[28].

In the modified Arrott plot, the straight lines intersect the $M_s^{1/\beta}$ -axis in the ferromagnetic state at the values $M_s^{1/\beta}$ where M_s is the spontaneous magnetization and

in the paramagnetic state at $\chi^{-1/\gamma}$. The obtained temperature dependences of the spontaneous magnetization M_s and the initial magnetic susceptibility χ are shown in upper panels of Figure 3 (a) and (b). Solid lines represent fits to the data with Eq. (2) and (1) for $M_s(T)$ and $\chi^{-1}(T)$, respectively. The KF method is based on following two equations:

$$M_s(T)[dM_s(T)/dT]^{-1} = (T - T_C^-)/\beta(T) \quad (5)$$

$$\chi^{-1}(T)[d\chi^{-1}(T)/dT]^{-1} = (T - T_C^+)/\gamma(T) \quad (6)$$

Eq. (5) and (6) are derived from Eq. (4) in the limit $H \rightarrow 0$ for $T <$ and $> T_C$, respectively. The quantities $\beta(T)$ and $\gamma(T)$ are identical with the critical values β and γ , respectively, in the limit $T \rightarrow T_C$. According to the equations, the values of β and γ can be determined from the slope of $M_s(T)[dM_s(T)/dT]^{-1}$ and $\chi^{-1}(T)[d\chi^{-1}(T)/dT]^{-1}$ -plots, respectively, at T_C and the intersection with the T -axis yields T_C as shown in low panels of Figure 3 (a) and (b). Solid lines represent the fits to the data with Eq. (5) and (6). The exponents for UGe₂ are determined as $\beta = 0.331 \pm 0.002$ and $\gamma = 1.03 \pm 0.02$ with $T_C = (T_C^+ + T_C^-)/2 = 52.60 \pm 0.02 \text{ K}$ by the KF method. The exponents for URhGe are determined as $\beta = 0.303 \pm 0.002$ and $\gamma = 1.01 \pm 0.02$ with $T_C = 9.47 \pm 0.01 \text{ K}$ by the KF method. The critical exponents in the two compounds are consistent with those determined in the modified Arrott plot. The

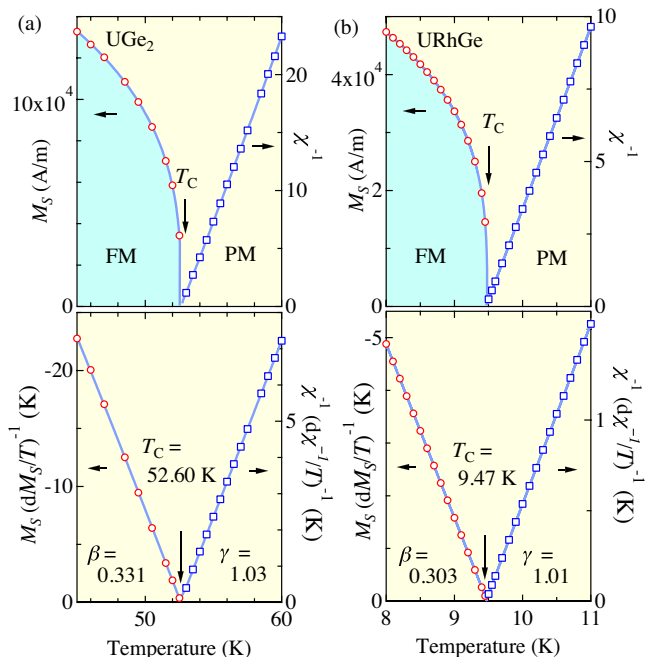


FIG. 3: (Color online) [Upper panels] Temperature dependence of the spontaneous magnetization $M_s(T)$ and the inverse of the initial magnetic susceptibility χ^{-1} determined from the modified Arrott plot and [Lower panels] Kouvel-Fisher plots for $M_s(T)$ and χ^{-1} in (a) UGe₂ and (b) URhGe.

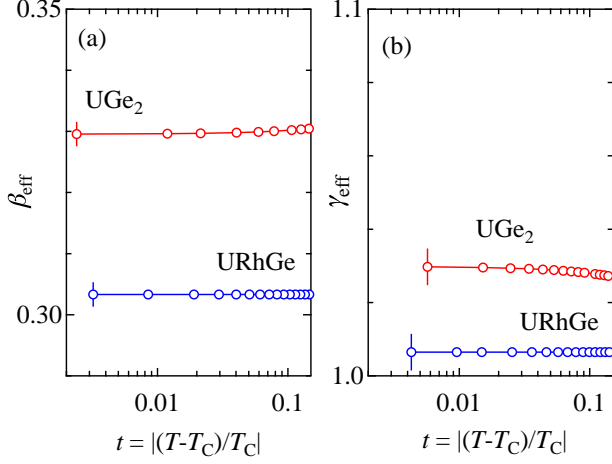


FIG. 4: (Color online) Effective exponents (a) β_{eff} below T_C and (b) γ_{eff} above T_C as a function of reduced temperature $t = |(T - T_C)/T_C|$ in UGe₂ and URhGe.

values of the critical exponent γ in UGe₂ and URhGe are also close to unity in the KF method.

The critical exponents sometimes show various systematic trends or crossover phenomena as one approaches T_C . This occurs if a magnetic system is governed by various competing couplings or disorders. To check this possibility, it is useful to obtain effective exponents β_{eff} and γ_{eff} as follows.

$$\beta_{\text{eff}}(t) = d[\ln M_s(t)]/d(\ln t), \quad (7)$$

$$\gamma_{\text{eff}}(t) = d[\ln \chi^{-1}(t)]/d(\ln t) \quad (8)$$

The effective exponents β_{eff} and γ_{eff} as a function of reduced temperature t in UGe₂ and URhGe are plotted in Figure 4 (a) and (b). Both β_{eff} and γ_{eff} show a monotonic t -dependence in the asymptotic critical region, suggesting that the obtained exponents are not those that happen to appear around a crossover region between two universality classes as observed in Ni₃Al[29].

C. Scaling theory

We want to know whether the set of the critical exponents are the same below and above T_C . Analysis with scaling theory can determine separately the values γ' ($T < T_C$) and γ ($T_C < T$). Theory predicts the existence of a reduced equation of state close to the ferromagnetic transition temperature[24]:

$$M(\mu_0 H, t) = |t|^\beta f_\pm(\mu_0 H/|t|^{\beta+\gamma}) \quad (9)$$

, where f_+ for $T_C < T$ and f_- for $T < T_C$ are regular analytical functions. Defining the renormalized magnetization as $m \equiv |t|^{-\beta} M(\mu_0 H, t)$ and the renormalized field as $h \equiv H|t|^{-(\beta+\gamma)}$, the scaling equation is rewritten as m

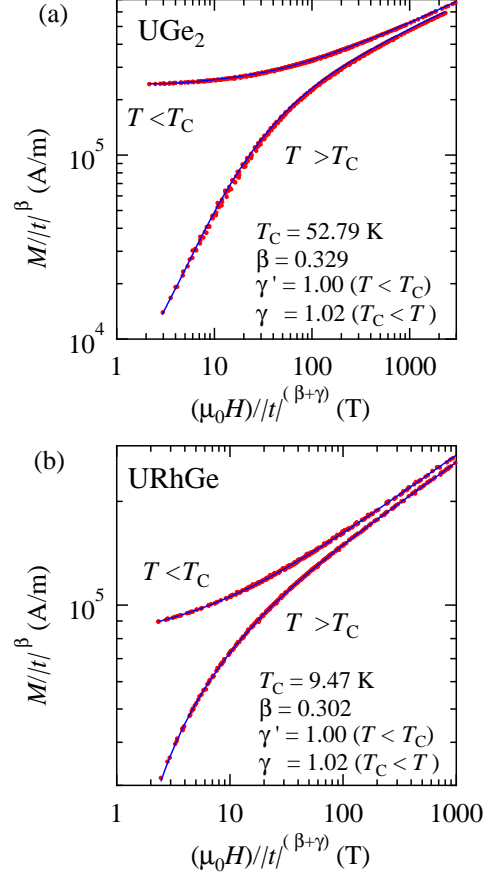


FIG. 5: (Color online) Scaled magnetization as a function of renormalized field following Eq. (9) below and above the critical temperature T_C for (a) UGe₂ and for (b) URhGe. Solid lines show best fit polynomials. The magnetization data in the temperature range $t = |(T - T_C)/T_C| < 0.1$ are shown.

$= f_\pm(h)$. This equation implies that $M(\mu_0 H, t)/|t|^\beta$ as a function of $\mu_0 H/|t|^{\beta+\gamma}$ produces two universal curves: one for $T < T_C$ and the other for $T > T_C$ if the correct β , γ , and t values are chosen. Figure 5 (a) and (b) show the scaled magnetization as a function of renormalized field following Eq. (9) at different temperatures below and above T_C in UGe₂ and URhGe, respectively. The magnetization data in the temperature range $t = |(T - T_C)/T_C| < 0.1$ are shown. All data points fall on two curves in the two compounds. The scaling analysis yields $T_C = 52.79 \pm 0.02$ K, $\beta = 0.329 \pm 0.002$, $\gamma' = 1.00 \pm 0.02$ for $T < T_C$, and $\gamma = 1.02 \pm 0.02$ for $T_C < T$ in UGe₂. The analysis yields $T_C = 9.47 \pm 0.01$ K, $\beta = 0.302 \pm 0.001$, $\gamma' = 1.00 \pm 0.01$ for $T < T_C$, and $\gamma = 1.02 \pm 0.01$ for $T_C < T$ in URhGe.

In previous neutron scattering experiments on UGe₂[18, 30], the value of β was determined as 0.36(1) from the temperature dependence of the magnetic scattering intensity below T_C and mean field-like behavior of the magnetic susceptibility ($1/\chi \propto T$) was observed above T_C . These are consistent with the present study. An im-

TABLE II: Critical exponents β , γ , and δ , ferromagnetic transition temperature T_C , and spontaneous magnetic moment μ_s in uranium ferromagnetic superconductors UGe₂, URhGe, UIr[34, 35], and UCoGe[5, 19].

	T_C (K)	β	γ' ($T < T_C$)	γ ($T_C < T$)	δ	μ_s (μ_B/U)
UGe ₂						
Modified Arrott	52.6 ± 0.1	0.334 ± 0.002		1.05 ± 0.05		1.46
Kouvel-Fisher	52.60 ± 0.02	0.331 ± 0.002		1.03 ± 0.02		
Scaling	52.79 ± 0.02	0.329 ± 0.002	1.00 ± 0.02	1.02 ± 0.02		
$\ln(M)$ vs. $\ln(\mu_0 H)$					4.16 ± 0.02	
URhGe						
Modified Arrott	9.44 ± 0.02	0.303 ± 0.002		1.02 ± 0.03		0.42
Kouvel-Fisher	9.47 ± 0.01	0.303 ± 0.002		1.01 ± 0.02		
Scaling	9.47 ± 0.01	0.302 ± 0.001	1.00 ± 0.01	1.02 ± 0.01		
$\ln(M)$ vs. $\ln(\mu_0 H)$					4.41 ± 0.02	
UIr[34, 35]	45.15	0.355(50)		1.07(10)	4.01(5)	0.5
UCoGe[5, 19]	2.5		\sim Mean field type \sim			0.05

portant result of the scaling analysis is that set of the critical exponents in UGe₂ and URhGe are the same above and below T_C . The values of γ are close to unity below and above T_C .

The value of α , the critical exponent for the specific heat ($C(T) \propto |t|^\alpha$), is estimated as ~ 0.3 for UGe₂ and URhGe using the Rushbrooke scaling relation ($\alpha + 2\beta + \gamma = 2$)[31]. This suggests the failure of the mean field theory ($\alpha = 0$) where the specific heat does not show a divergent behavior at the transition temperature. In the theory, the contribution from the critical magnetic fluctuation to the specific heat becomes zero ($C_{mag} = 0$) above T_C . Meanwhile, the values of the magnetic specific heat C_{mag} and the thermal expansion α_{mag} remain significant ($C_{mag} > 0$, $\alpha_{mag} > 0$) in the paramagnetic phase for the temperature range $t [= (T - T_C)/T_C] < 0.1 \sim 0.2$ in UGe₂ (Fig. 4(a) and Fig. 7 in Ref. 32) and URhGe (Fig. 3 in Ref. 33). This suggests the development of critical fluctuations above T_C . The experimental observations suggest that the mean field theory is insufficient to describe the thermodynamic quantities around T_C .

IV. DISCUSSION

Table II summarizes the critical exponents β , γ , and δ , ferromagnetic transition temperature T_C , and spontaneous magnetic moment μ_s in uranium ferromagnetic superconductors. As mentioned in the introduction, the universality class for the 3D Ising model was expected from strong uniaxial anisotropy in the ferromagnetic magnetization of UGe₂ and URhGe. However, the present study suggests that the universality class in the compounds does not belong to any known class. While the values of β are close to those in the 3D magnets, the values of γ are close to unity, that expected from the mean field theory.

The critical exponents in the ferromagnetic compound UIr with T_C of 46 K at ambient pressure are shown in Table II[34, 35]. Superconductivity has been found at high pressure in the ferromagnetic phase in UIr[36,

37]. Although the magnetization shows strong uniaxial anisotropy in the ferromagnetic state in UIr, the universality class of the critical phenomenon does not belong to the 3D Ising class[34]. The values of the critical exponent β and γ are close to those in UGe₂ and URhGe. These results suggest a new universality class for the ferromagnetic transition in the uranium ferromagnetic superconductors. In particular, the T -linear behavior of χ may be a characteristic feature. We discuss several possibilities for the unconventional critical scaling in these uranium ferromagnetic superconductors.

(1) A common feature in UGe₂, URhGe and UIr is that the crystal structure can be regarded as coupled chains of the uranium atoms (“zigzag structure”) running along the a -axis in the orthorhombic structure of UGe₂ and URhGe, and along the b -axis in the monoclinic structure of UIr[6, 36]. The magnetic moments align parallel to the chain direction in UGe₂ and perpendicular to the direction in the latter two compounds. The nearest neighbor magnetic exchange interaction $J_{ij} = J$ for bonds along the chain direction may differ from that ($J_{ij} = rJ$ with $r > 0$) for bonds perpendicular to the direction. The magnetic structure can be mapped onto the anisotropic 3D Ising model. The critical exponents in the uranium ferromagnetic superconductors are not reproduced even when the spatial anisotropic exchange interaction is introduced[38]. Also, the present results are not consistent with numerical calculations on the anisotropic next nearest neighbor 3D Ising (ANNNI) model[39].

(2) Next, we discuss the itinerancy of the mobile 5*f* electrons. The long-range interactions of the delocalized magnetic moments yield the mean field theory-like behavior even very close to T_C . It is necessary to know whether the analyses were done in the asymptotic critical region whose extent can be estimated by the Ginzburg criterion[40–42].

$$\Delta T_G = T_C k_B^2 / [32\pi^2 (\Delta C)^2 \xi_0^6] \quad (10)$$

Here, ΔC is the jump of the specific heat at the ferromagnetic transition temperature and ξ_0 is the magnetic

correlation length. The Ginzburg criterion characterizes the temperature range where the mean field treatment does not hold. The stronger the itinerant character of the electron becomes, the narrower the asymptotic critical region. For example, the value of ΔT_G in itinerant ferromagnet $ZrZn_2$ with the spontaneous magnetic moment $\mu_s = 0.16 \mu_B/\text{f.u.}$ and the magnetic correlation length $\xi_0 = 33 \text{ \AA}$ was estimated as $\Delta T_G = 0.4 \text{ mK}$ [42, 43]. The experimentally determined critical exponents in the temperature range $t = |(T - T_C)/T_C| < 0.1$ are of the mean field type. The value of ΔT_G in UGe_2 is estimated as $\sim 100 \text{ K}$ using the neutron scattering and specific heat data[3, 18]. Therefore, our data are collected inside the asymptotic critical region where the mean field treatment fails. We cannot estimate ΔT_G for $URhGe$ and UIr since there has been no report on the correlation length ξ_0 in the two compounds. The analyses for $URhGe$ and for UIr in Ref. 34 suggest that the temperature ranges of the asymptotic critical region $t [= |(T - T_C)/T_C|]$ are larger than 0.1 in the two compounds. The values of the exponent β in UGe_2 , $URhGe$ and UIr are extremely smaller than that ($\beta = 0.5$) in the mean field theory. The observed T -linear behavior of $1/\chi$ does not indicate that the analyses were done outside the asymptotic critical region. Furthermore, the present analyses suggest no asymmetry in the temperature range of the asymptotic critical region in UGe_2 and $URhGe$.

In the ferromagnetic superconductor $UCoGe$, the spontaneous magnetic moment is $0.05 \mu_B/U$, one order of magnitude smaller than those in UGe_2 and $URhGe$ [2, 4, 5]. The magnetic correlation length is estimated as $\xi_0^{a,b} = 86 \text{ \AA}$ along the a and b directions and $\xi_0^c = 32 \text{ \AA}$ along the c direction[19]. The stronger itinerant character of the $5f$ electrons suggests a narrower asymptotic critical region in $UCoGe$. Indeed, the value of ΔT_G is estimated as less than $\Delta T_G \sim 1 \text{ mK}$ from the specific heat and the neutron scattering data[6, 19]. The experimentally observed critical phenomenon is expected to be of mean field type. The H/M vs. M^2 (Arrott-) plots yield straight lines around T_C [5, 44]. The critical behavior is masked by the strong itinerant character of the $5f$ electrons in $UCoGe$.

(3) Even though a localized moment system, the universality class of the magnetic phase transition depends on the range of the exchange interaction $J(r)$. It is noted that the critical exponents for 3D Heisenberg, XY, Ising models and 2D Ising models in Table I are of short-range type, i.e., the magnetic interaction falls off rapidly with distance. Fisher *et al.* performed a renormalization group theory analysis of systems with the exchange interaction of a form $J(r) \sim 1/r^{d+\delta}$, where d is the dimension of the system and δ is the range of exchange interaction[45]. Calculations showed that such a model for long-range interactions can hold for $\delta < 2$. The exponent γ is given as $\gamma = \Gamma\{\delta, d, n\}$, where Γ is a known function [Eq. (9) of Ref. 45] and n is the dimension of the order parameter. This theory has been examined for different sets of $\{d : n\}$ ($d, n = 1, 2, 3$), following a

procedure similar to Ref. 46 which reported the critical phenomenon in $Pr_{0.5}Sr_{0.5}MnO_3$ [46]. We do not find a reasonable solution of δ that reproduces the critical exponents in UGe_2 , $URhGe$ and UIr .

(4) Classical dipole-dipole interaction affects the critical phenomenon. The case in gadolinium ($T_C = 292.7 \text{ K}$, $\mu_s = 7.12 \mu_B/\text{Gd}$) has been extensively studied[47]. The effect of the dipole-dipole interaction in UGe_2 , $URhGe$ and UIr may be small since the strength of the effect is proportional to the square of the spontaneous magnetic moment μ_s [48]. The critical exponents in the uranium ferromagnetic superconductors are not consistent with those of critical phenomenon associated with the isotropic or anisotropic dipole-dipole interaction[49, 50].

(5) In metallic ferromagnets, the mean square amplitude of the local spin density S_L^2 persists in the paramagnetic state above T_C and temperature change in its amplitude is the origin of the Curie-Weiss behavior in the magnetic susceptibility[20]. The SCR theory gives $\chi^{-1}(T) \propto (T - T_C)^2$ and $M_S^2(T) \propto (T_C^{4/3} - T^{4/3})$ around T_C , i.e., $\gamma = 2$, $\beta = 1/2$, and $\delta = 3$, which are not consistent with those in UGe_2 , $URhGe$ and UIr . Some weak ferromagnets of the $3d$ transition metal such as $MnSi$ or Co_2CrGa show an anomalous critical isotherm ($\mu_0 H \propto M^{1/\delta}$) with a value of δ close to 5[51, 52]. The value is larger than that ($\delta = 3.0$) in the SCR or the mean field theory. The behavior has been explained with the spin fluctuation theory by taking into account the zero point fluctuation under requirements of the total spin amplitude conservation (TAC) and the global consistency (GC)[53, 54]. Although the values of δ in UGe_2 , $URhGe$ and UIr are larger than that in the mean field theory, the T -linear behavior of $1/\chi$ is not consistent with the theory ($\gamma = 2$). We hope that the uniaxial magnetic anisotropy will be taken into account in the spin fluctuation theory.

As discussed in (1)-(5), the anomalous critical exponents in UGe_2 , $URhGe$ and UIr cannot be explained with previous approaches to critical phenomenon. The present study suggests that the ferromagnetic correlation between the $5f$ electrons differs from that in the 3D Ising system and this difference is a key point for the understanding of the ferromagnetism where superconductivity emerges. Finally, we propose following two viewpoints on the ferromagnetism in the uranium superconductors for future studies on the anomalous critical scaling.

(i) We mention the dual nature of the $5f$ electrons between itinerant and localized characters in UGe_2 [21–23]. The non-Landau damping for the magnetization density Γ in UGe_2 and $UCoGe$ has been discussed theoretically based on the duality[55, 56]. Theoretical models for the superconductivity in the ferromagnetic state in $URhGe$ and the antiferromagnetic state in UPd_2Al_3 have been developed based on the duality model[57–59]. The duality may be a key point for the co-existence of the ferromagnetism and the superconductivity. The correlation length of the itinerant component with a magnetic moment of $\sim 0.02 \mu_B/U$ was estimated as $\xi = 84 \text{ \AA}$ in UGe_2

by the Muon spin rotation spectroscopy. This value is significantly larger than that found in the neutron scattering experiment whose main contribution comes from the localized component since the magnetic scattering intensity is proportional to the square of the magnetic moment[18]. A novel type of critical phenomenon may appear due to the two correlation lengths as well as a Hund-like coupling between the two components.

(ii) UGe_2 has a tricritical point where the paramagnet to ferromagnet transition changes from a second-order to a first order phase transition when driven toward the ferromagnetic QCP by applying external pressure[60], similar to several itinerant ferromagnets such as ZrZn_2 [61], $\text{Co}(\text{S}_{1-x}\text{Se}_x)_2$ [62], and MnSi [63]. This change of the nature of the transition has been regarded as a phenomenon specific to the quantum phase transition[64]. Recently, the pressure effect on the ferromagnetic transition has been re-considered from different points of view. When the ferromagnetic transition temperature is strongly pressure-dependent, the magneto-elastic interaction or the critical fluctuation of the order parameter provides development of the first order instability at the phase transition[65–67]. Neutron Larmor diffraction study reveals that magneto-elastic coupling is strengthened at the pressures where superconductivity appears in UGe_2 [68]. Mineev shows that the order parameter fluctuations give rise to the logarithmic increase of the specific heat near T_C in the uranium ferromagnetic superconductors[65]. As mentioned before, the magnetic specific heat C_{mag} and the magnetic thermal expansion α_{mag} in UGe_2 and URhGe show the anomalous temperature dependence just above T_C [32, 33]. Future theoretical study is necessary to determine for the effect of the order parameter fluctuations on the magnetization around T_C .

V. CONCLUSION

A dc magnetization study has been done of the critical phenomenon around the ferromagnetic transition temperature in high-quality single crystals of uranium ferro-

magnetic superconductor UGe_2 and URhGe . We have determined the critical exponents, β for the magnetization, γ for the magnetic susceptibility, and δ for the magnetic isotherm at the transition temperature with a modified Arrott plot, a Kouvel-Fisher plot, and the scaling analysis. Although the magnetization shows strong uniaxial magnetic anisotropy, the universality class of the critical phenomenon does not belong the three dimensional (3D) Ising system. In the asymptotic critical region, the values of β in UGe_2 and URhGe are close to those in 3D magnets but the susceptibility χ shows a mean field-like behavior ($1/\chi \propto T$). Similar critical exponents have been reported previously in 3D Ising ferromagnet UIr where the superconductivity appears under high pressure. The critical behavior may be limited to a very narrow Ginzburg critical region of $\Delta T_G \sim 1$ mK because of the strong itinerant character of the $5f$ electrons in the ferromagnetic superconductor UCoGe . The anomalous critical exponents in UGe_2 , URhGe and UIr cannot be explained via previous approaches to the critical phenomena. We suggest that this unconventional critical scaling of magnetization is inherent in the uranium ferromagnetic superconductors and it reflects a peculiar feature of the ferromagnetism of the $5f$ electrons where superconductivity emerges.

VI. ACKNOWLEDGMENTS

We acknowledge discussions with Drs. H. Sakai, K. Kubo, N. Metoki, Y. Tokunaga and K. Kaneko. We also thank Dr. S. Kambe and Prof. V. P. Mineev for giving suggestive comments which improve this paper. This work was supported by a Grant-in-Aid for Scientific Research on Innovative Areas “Heavy Electrons (Nos. 20102002 and 23102726), Scientific Research S (No. 20224015), A(No. 23246174), C (Nos. 21540373, 22540378 and 25400386), and Young Scientists (B) (No. 22740241) from the Ministry of Education, Culture, Sports, Science and Technology (MEXT) and Japan Society of the Promotion of Science (JSPS).

-
- [1] V. L. Ginzburg, *Sov. Phys. JETP* **4**, 153 (1957).
 - [2] S. S. Saxena, P. Agarwal, K. Ahilan, F. M. Grosche, R. K. W. Haselwimmer, M. J. Steiner, E. Pugh, I. R. Walker, S. R. Julian, P. Monthoux, G. G. Lonzarich, A. Huxley, I. Sheikin, D. Braithwaite, and J. Flouquet, *Nature* **406**, 587 (2000).
 - [3] A. Huxley, I. Sheikin, E. Ressouche, N. Kernavanois, D. Braithwaite, R. Calemczuk, and J. Flouquet, *Phys. Rev. B* **63**, 144519 (2001).
 - [4] D. Aoki, A. Huxley, E. Ressouche, D. Braithwaite, J. Flouquet, J.-P. Brison, E. Lhotel, and C. Paulsen, *Nature* **413**, 613 (2001).
 - [5] N. T. Huy, A. Gasparini, D. E. de Nijs, Y. Huang, J. C. P. Klaasse, T. Gortenmulder, A. de Visser, A. Hamann, T. Görlach, and H. v. Löhneysen, *Phys. Rev. Lett.* **99**, 067006 (2007).
 - [6] D. Aoki and J. Flouquet, *J. Phys. Soc. Jpn.* **81**, 011003 (2012).
 - [7] D. E. Moncton, D. B. McWahn, P. H. Schmidft, G. Shirane, W. Thomlinson, M. B. Maple, H. B. MacKay, L. D. Woolf, Z. Fisk, D. C. Johnston, *Phys. Rev. Lett.* **45**, 2060 (1980).
 - [8] W. A. Fertig, D. C. Johnston, E. DeLong, R. W. McCallum, M. B. Maple, B. T. Matthias, *Phys. Rev. Lett.* **38**, 987 (1977).
 - [9] M. Ishikawa, Ø. Fischer, *Solid State Commun.* **23**, 37 (1977).
 - [10] P. C. Canfield, S. L. Bud'ko, B. K. Cho, *Physica C* **262**, 249 (1996).
 - [11] D. Fay and J. Appel, *Phys. Rev. B* **22**, 3173 (1980).

- [12] P. Monthoux and G. G. Lonzarich, Phys. Rev. B **63**, 054529 (2001).
- [13] P. Monthoux and G. G. Lonzarich, Phys. Rev. B **66**, 224504 (2002).
- [14] Z. Wang, W. Mao, and K. Bedell, Phys. Rev. Lett. **87**, 257001 (2001).
- [15] T. Hattori, Y. Ihara, Y. Nakai, K. Ishida, Y. Tada, S. Fujimoto, N. Kawakami, E. Osaki, K. Deguchi, N. K. Sato, and I. Satoh, Phys. Rev. Lett. **108**, 066403 (2012).
- [16] Y. Ōnuki, I. Ukon, S. W. Yun, I. Umehara, K. Satoh, T. Fukuhara, H. Sato, H. Takayanagi, M. Shikama, and A. Ochiai, J. Phys. Soc. Jpn. **61**, 293 (1992).
- [17] S. Fujimori, T. Ohkochi, I. Kawasaki, A. Yasui, Y. Takeda, T. Okane, Y. Saitoh, A. Fujimori, H. Yamagami, Y. Haga, E. Yamamoto, Y. Tokiwa, S. Ikeda, T. Sugai, H. Ohkuni, N. Kimura, and Y. Ōnuki, J. Phys. Soc. Jpn. **81**, 014703 (2012).
- [18] A. D. Huxley, S. Raymond, and E. Ressouche, Phys. Rev. Lett. **91**, 207201 (2003).
- [19] C. Stock, D. A. Sokolov, P. Bourges, P. H. Tobash, K. Gofryk, F. Ronning, E. D. Bauer, K. C. Rule, and A. D. Huxley, Phys. Rev. Lett. **107**, 187202 (2011).
- [20] T. Moriya: *Spin Fluctuations in Itinerant Electron Magnetism*, Springer Series in Solid State Sciences **56** (Springer, Berlin, 1985).
- [21] A. Yaouanc, P. Dalmas de Réotier, P. C. M. Gubbens, C. T. Kaiser, A. A. Menovsky, M. Mihalik, and S. P. Cottrell, Phys. Rev. Lett. **89**, 147001 (2002).
- [22] S. Sakarya, P. C. M. Gubbens, A. Yaouanc, P. Dalmas de Réotier, D. Andreica, A. Amato, U. Zimmermann, N. H. van Dijk, E. Brück, Y. Huang, and T. Gortenmulder, Phys. Rev. B **81**, 024429 (2010).
- [23] R. Troć, Z. Gajek, and A. Pikul, Phys. Rev. B **86**, 224403 (2012).
- [24] V. Privman, P. C. Hohenberg, and A. Aharony, in *Phase Transitions and Critical Phenomena*, edited by C. Domb and J. L. Lebowitz (Academic, New York, 1991), p. 1.
- [25] E. Yamamoto, Y. Haga, T. D. Matsuda, Y. Inada, R. Settai, Y. Tokiwa, Y. Ōnuki, Acta Physica Polonica B, **34**, 1059 (2003).
- [26] A. Arrott and E. Naokes, Phys. Rev. Lett. **19**, 786 (1967).
- [27] B. Widom, J. Chem. Phys. **43**, 3892 (1965).
- [28] J. S. Kouvel and M. E. Fisher, Phys. Rev. **136**, A1626 (1964).
- [29] A. Semwal, and S. N. Kaul, Phys. Rev. B **64**, 014417 (2001).
- [30] N. Kernavanois, B. Grenier, A. Huxley, E. Ressouche, J. P. Sanchez, and J. Flouquet, Phys. Rev. B. **64**, 174509 (2001).
- [31] G. S. Rushbrooke, J. Chem. Phys. **39**, 842 (1963).
- [32] F. Hardy, C. Meingast, V. Taufour, J. Flouquet, H. v. Löhneysen, R. A. Fisher, N. E. Phillips, A. Huxley, and J. C. Lashley, Phys. Rev. B **80**, 174521 (2009).
- [33] S. Sakarya, N. H. van Dijk, A. de Visser, and E. Büch, Phys. Rev. B **67**, 144407 (2003).
- [34] W. Knafo, C. Meingast, S. Sakarya, N. H. v. Dijk, Y. Huang, H. Rakoto, J.-M. Broto, and H. v. Löhneysen, J. Phys. Soc. Jpn. **78**, 043707 (2009).
- [35] S. Sakarya, W. Knafo, N. H. v. Dijk, Y. Huang, C. Meingast, and H. v. Löhneysen, J. Phys. Soc. Jpn. **79**, 014702 (2010).
- [36] T. Akazawa, H. Hidaka, H. Kotegawa, T. C. Kobayashi, T. Fujiwara, E. Yamamoto, Y. Haga, R. Settai, and Y. Ōnuki, J. Phys. Soc. Jpn. **73**, 3129 (2004).
- [37] H. Kotegawa, S. Araki, T. Akazawa, A. Hori, Y. Irie, S. Fukushima, H. Hidaka, T. C. Kobayashi, K. Takeda, Y. Ohishi, K. Murata, E. Yamamoto, S. Ikeda, Y. Haga, R. Settai, and Y. Ōnuki, Phys. Rev. B **84**, 054524 (2011).
- [38] M. A. Yurishchev, Phys. Rev. B **50**, 13533 (1994).
- [39] A. K. Murtazev and Zh. G. Ibaev, J. Exp. Theor. Phys. **113**, 106 (2011).
- [40] V. L. Ginzburg, Sov. Phys. Sol. State **2**, 1824 (1960).
- [41] P. M. Chaikin, and T. C. Lubensky, *Principles of Condensed Matter Physics* (Cambridge University Press, Cambridge, 1995).
- [42] E. A. Yelland, S. J. C. Yates, O. Taylow, A. Griffiths, S. M. Hayden, and A. Carrington, Phys. Rev. B **72**, 184436 (2005).
- [43] M. Seeger, H. Kronmüller, H. J. Blythe, J. Magn. Magn. Mater. **139**, 312 (1995).
- [44] T. Ohta, T. Hattori, K. Ishida, Y. Nakai, E. Osaki, K. Deguchi, N. K. Sato, and I. Satoh, J. Phys. Soc. Jpn. **79**, 023707 (2010).
- [45] M. E. Fisher, S.-k. Ma, and B. G. Nickel, Phys. Rev. Lett. **29**, 917 (1972).
- [46] A. K. Pramanik, and A. Banerjee, Phys. Rev. B **79**, 214426 (2009).
- [47] S. Srinath, S. N. Kaul, and H. Kronmüller, Phys. Rev. B **59**, 1145 (1999).
- [48] M. E. Fisher, and A. Aharony, Phys. Rev. Lett. **30**, 559 (1973).
- [49] E. Frey and F. Schwabl, Phys. Rev. B **43**, 833 (1991).
- [50] E. Frey and F. Schwabl, Phys. Rev. B **42**, 8261 (1990).
- [51] D. Bloch, J. Voiron, V. Jaccarino, and J. H. Wernick, Phys. Lett. A **51**, 259 (1975).
- [52] H. Nishihara, Y. Furutani, T. Wada, T. Kanomata, K. Kobayashi, R. Kainuma, K. Ishida, and T. Yamauchi, J. Supercond. Nov. Magn. **24**, 679 (2010).
- [53] Y. Takahashi, J. Phys. Soc. Jpn. **55**, 3553 (1986).
- [54] Y. Takahashi, J. Phys. Conf. Ser. **344**, 012002 (2012).
- [55] V. P. Mineev, Phys. Rev. B **88**, 224408 (2013).
- [56] A. V. Chubukov, J. J. Betouras, and D. V. Efremov, Phys. Rev. Lett. **112**, 037202 (2014).
- [57] K. Hattori and H. Tsunetsugu, Phys. Rev. B **87**, 064501 (2013).
- [58] N. K. Sato, N. Aso, K. Miyake, R. Shiina, P. Thalmeier, G. Varelogiannis, C. Geibel, F. Steglich, P. Fulde, and T. Komatsubara, Nature **410**, 340 (2001).
- [59] P. Thalmeier, Eur. Phys. J. B **27**, 29 (2000).
- [60] V. Taufour, D. Aoki, G. Knebel, and J. Flouquet, Phys. Rev. Lett. **105**, 217201 (2010).
- [61] M. Uhlarz, C. Pfleiderer, and J. Flouquet, Phys. Rev. Lett. **93**, 256404 (2004).
- [62] T. Goto, Y. Shindo, and H. Takahashi, Phys. Rev. B **56**, 14019 (1997).
- [63] C. Thessieu, C. Pfleiderer, and J. Flouquet, Physica B **237-238**, 467 (1997).
- [64] D. Belitz, T. R. Kirkpatrick, and T. Vojta, Rev. Mod. Phys. **77**, 579 (2005).
- [65] V. P. Mineev, J. Phys. Conf. Ser. **400**, 032053 (2012).
- [66] G. A. Gehring, Europhysics Letters **82**, 60004 (2008).
- [67] D. V. Shopova, arXiv:1312.7773
- [68] D. A. Sokolov, R. Ritz, C. Pfleiderer, T. Keller, and A. D. Huxley, J. Phys. Conf. Ser. **273**, 012085 (2011).