

UC Santa Barbara

UC Santa Barbara Previously Published Works

Title

Quantum oscillations from a two-dimensional electron gas at a Mott/band insulator interface

Permalink

<https://escholarship.org/uc/item/0xp1h85r>

Journal

Applied Physics Letters, 101(15)

Author

Stemmer, Susanne

Publication Date

2012-10-11

Peer reviewed

Quantum oscillations from a two-dimensional electron gas at a Mott/band insulator interface

Pouya Moetakef,¹ Daniel G. Ouellette,² James R. Williams,³ S. James Allen,² Leon Balents,² David Goldhaber-Gordon,³ and Susanne Stemmer^{1,a)}

¹Materials Department, University of California, Santa Barbara, California 93106-5050, USA

²Department of Physics, University of California, Santa Barbara, California 93106-9530, USA

³Department of Physics, Stanford University, Stanford, California 94305-4045, USA

(Received 11 August 2012; accepted 28 September 2012; published online 11 October 2012)

We report on the magnetotransport properties of a prototype Mott insulator/band insulator perovskite heterojunction in magnetic fields up to 31 T and at temperatures between 360 mK and 10 K. Shubnikov-de Haas oscillations in the magnetoresistance are observed. The oscillations are two-dimensional in nature and are interpreted as arising from either a single, spin-split subband or two subbands. In either case, the electron system that gives rise to the oscillations represents only a fraction of the electrons in the space charge layer at the interface. The temperature dependence of the oscillations is used to extract an effective mass of $\sim 1 m_e$ for the subband(s). The results are discussed in the context of the t_{2g} -states that form the bottom of the conduction band of SrTiO₃. © 2012 American Institute of Physics. [<http://dx.doi.org/10.1063/1.4758989>]

The discovery of mobile charge carriers at oxide interfaces¹ has opened up new scientific opportunities,^{2,3} such as two-dimensional electron gases in materials where transport occurs in d -electron bands, which are subject to strong electron-electron interactions. Shubnikov-de Haas oscillations of the longitudinal resistance in a quantizing magnetic field elucidate the properties of the carriers and establish the two-dimensional character of electron gases.⁴ The Shubnikov-de Haas oscillation period for a two-dimensional system depends only on the component of the magnetic field (B) that is perpendicular to the plane. Several studies have reported on Shubnikov-de Haas oscillations from LaAlO₃/SrTiO₃ interfaces.^{5–7} However, open questions remain, including regarding the dimensionality of the electron system and the complete interpretation of the oscillations. In one study, oscillations were found to depend only on the perpendicular field, pointing to a two-dimensional electron system,⁵ while another study found the angle dependence to indicate departure from two-dimensionality.⁷ Complexity arises from the manifold of states that exist at the conduction band minimum of SrTiO₃^{8,9} and the occupation of multiple subbands at typical electron densities at oxide interfaces. Furthermore, mobile electron densities for LaAlO₃/SrTiO₃ interfaces are approximately an order of magnitude lower ($\sim 10^{13} \text{ cm}^{-2}$) than the carrier density needed to compensate the polar discontinuity at the interface.³ As a result, departure from strictly two-dimensional behavior may occur: the electrostatic confining potential is reduced at low electron densities.¹⁰ The high dielectric constant of SrTiO₃ causes carriers to spread over a significant distance^{10,11} and a small energy separation between subbands, possibly smaller than the Landau level splitting at accessible B -fields, adds complexity to the oscillations in tilted B -fields.

Further understanding of the electron gas formed at the interface between insulating oxide materials can be obtained by examining other interfaces expected to produce mobile

electrons. For example, GdTiO₃/SrTiO₃ interfaces share similarities with LaAlO₃/SrTiO₃ interfaces, including an interfacial polar discontinuity. Both materials in this new interfacial system are insulators in their bulk, stoichiometric forms (GdTiO₃ is a Mott insulator with a $3d$ - $3d$ band gap of $\sim 0.7 \text{ eV}$ (Ref. 12)). Moreover, these interfaces show mobile carrier densities, which reside on the SrTiO₃ side, of $\sim 3 \times 10^{14} \text{ cm}^{-2}$, an order of magnitude higher than for LaAlO₃/SrTiO₃, and closely corresponding to the density needed to compensate the polar discontinuity.¹³ The high carrier density results in a large confining potential, which reduces the field-dependent dielectric constant of SrTiO₃,¹⁴ thus producing much tighter spatial confinement than in LaAlO₃/SrTiO₃. In this letter, we demonstrate two-dimensional quantum oscillations from the electron gas at the GdTiO₃/SrTiO₃ interface. From the temperature dependence of these oscillations, an electron mass of $\sim 1 m_e$ is extracted, which allows for the identification of the specific t_{2g} orbital, d_{xy} , as the source of the quantum oscillations.

GdTiO₃ and SrTiO₃ were grown on (001) (LaAlO₃)_{0.3}(Sr₂AlTaO₆)_{0.7} (LSAT) single crystals by molecular beam epitaxy (MBE).^{13,15,16} The sample discussed in this letter consisted of 80-nm-thick SrTiO₃ followed by $\sim 8 \text{ nm}$ (20 pseudocubic unit cells) of GdTiO₃. Atomic resolution scanning transmission electron microscopy (STEM) has shown that interfaces are atomically abrupt.^{13,15} Each GdTiO₃/SrTiO₃ interface introduces $\sim 3 \times 10^{14} \text{ cm}^{-2}$ carrier per interface, independent of the growth sequence and layer thicknesses.¹³ Magnetotransport measurements were performed in van der Pauw geometry on $10 \times 10 \text{ mm}^2$ samples. Ohmic contacts were 50-nm-Ti/300-nm-Au. Sheet resistance and Hall measurements at low B were carried out using a physical properties measurement system (Quantum Design PPMS). The sheet carrier density was $\sim 3 \times 10^{14} \text{ cm}^{-2}$ and n -type.¹⁷ The Hall mobility at 2 K (μ_H) was $322 \text{ cm}^2/\text{Vs}$. Measurements of the Hall resistance, which was linear in B up to $B = 31 \text{ T}$, and of the longitudinal resistance from 0 to 31 T were performed at the National High Magnetic Field

^{a)}Electronic mail: stemmer@mrl.ucsb.edu.

Laboratory (NHMFL) using a ^3He cryostat at temperatures between 360 mK and 10 K and a standard lock-in technique. Samples were mounted on a rotator probe for rotation to angles between 0° and 90° , where 0° indicates that B is perpendicular to the interface. Measurements were carried using a 2 T/min sweep rate. For B greater than 16 T, Shubnikov-de Haas oscillations were detected in measurements of the longitudinal resistance as a function of B .¹⁷ Another similarly prepared sample was investigated and showed similar results.¹⁷ The non-oscillating background was subtracted using multiple polynomial fits to obtain the oscillating component of the resistance, ΔR_{xx} .

The dimensionality of the electron system that gives rise to the Shubnikov-de Haas oscillations was probed by measuring the angular dependence of the oscillations. Figure 1(a) shows the oscillations measured at 360 mK as a function of $(B\cos\theta)^{-1}$, for different tilt angles θ of the B -field. Simpler characteristics compared to oscillations reported for $\text{LaAlO}_3/\text{SrTiO}_3$ interfaces⁵⁻⁷ are observed. At $\theta = 0^\circ$, oscillations are

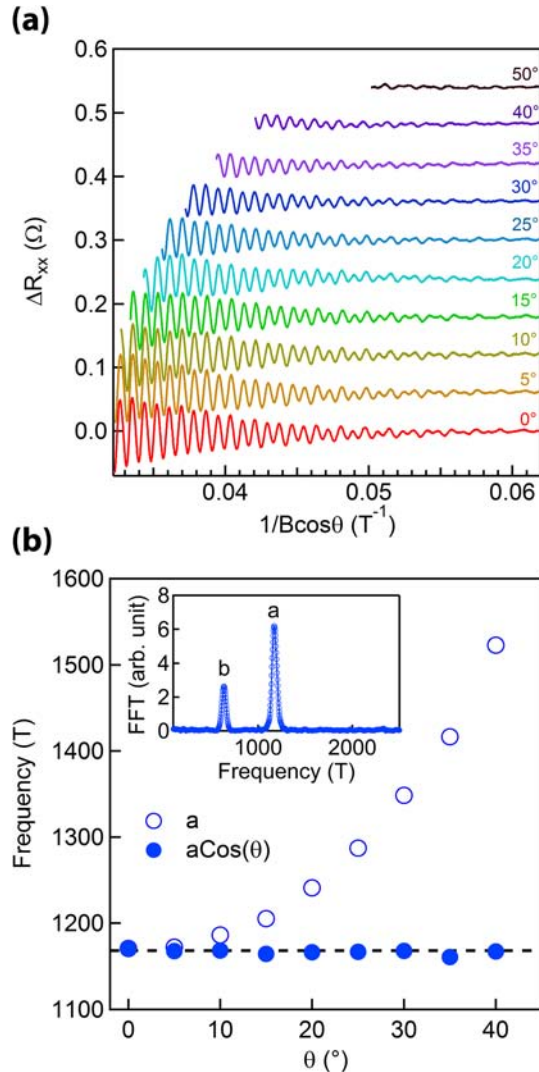


FIG. 1. (a) Shubnikov-de Haas oscillations measured at 360 mK as a function of $(B\cos\theta)^{-1}$ for different tilt angles θ of B with respect to the interface normal. (b) Frequency of peak “a” (open circles) in the Fourier transform (see inset) and its frequency multiplied with $\cos\theta$ (solid symbols) as a function of tilt angle. The dashed line is a linear fit. The inset shows a Fourier transform of ΔR_{xx} as a function of $1/B$ at $\theta = 0^\circ$.

periodic in $1/B$ [red trace in Fig. 1(a)]. Maxima (and minima) appear at the same $(B\cos\theta)^{-1}$ value for all angles to $\sim 40^\circ$, confirming the two-dimensionality of the electron system. The extracted oscillation frequency (primary peak, labeled a), obtained from a Fourier transform of ΔR_{xx} [inset of Fig. 1(b)] as a function of $1/B$, is shown in Fig. 1(b) for different B -field tilt angles. The product of the frequency and $\cos\theta$ is independent of θ ($a\cos\theta \sim 1171$ T), as expected for a two-dimensional system.

To further analyze the electron system that gives rise to the observed oscillations, Fig. 2 shows ΔR_{xx} at 360 mK as a function of $1/B$ (B is normal to the interface). At low magnetic fields (< 22 T, as indicated by the upper right red box of Fig. 2), two dominant frequencies are present and can be related to the weak minima that appear between the strong minima for low B -fields and maxima that alternate in height. Fourier transforms of this field range (upper inset of Fig. 2), confirm this, exhibiting two narrow peaks, at 637 T and 1170 T. At $B > 25$ T, the difference between the minima and maxima are less obvious (see also Ref. 17) and the Fourier transform is dominated by a single peak at 1170 T (lower inset in Fig. 2). The presence of two narrow peaks, at 637 T (f_b) and 1170 T (f_a), in the Fourier transform, which are almost harmonically related, can be interpreted as being either due to single, spin-split subband, giving rise to an oscillation frequency of $f_a = n_a h/e$, or due to two subbands, each having an oscillation frequency of $f_i = n_i h/2e$, where e is the electron charge, h is Planck’s constant, and n_i ($i = a, b$) denotes the carrier density in the respective subband. The occupation of multiple subbands in this system is expected (see discussion below). Fits using a standard two-subband expression^{18,19} for a two-dimensional electron gas with no spin-splitting resulted in a reasonable description of the experimentally observed frequencies and the change in the sequence of alternating strong/weak oscillations.¹⁷ However, a mismatch in the frequencies between experiment and

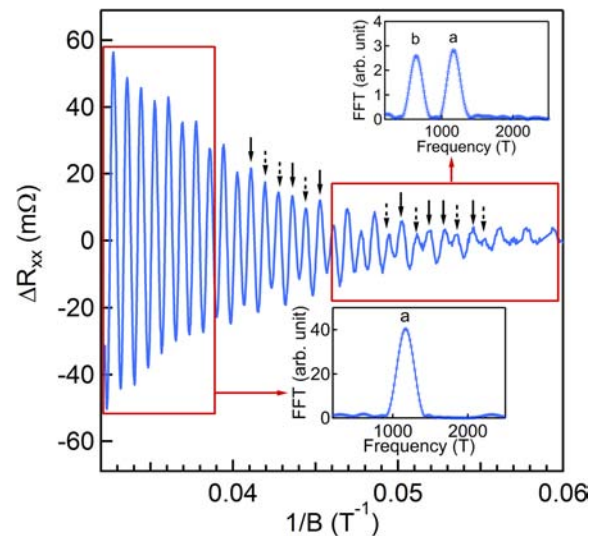


FIG. 2. Shubnikov-de Haas oscillations (ΔR_{xx} as a function of $1/B$) at 360 mK and $\theta = 0^\circ$. The solid and dashed arrows indicate strong and weak oscillations, respectively. The insets show Fourier transforms of the regions indicated by the red boxes. For small B , two frequencies are evident at 637 T and 1170 T. At higher values of B , a single frequency is measured, at a value of 1170 T.

simulations occurred at higher as well as lower B -fields. The subband splitting can be estimated to be 60 meV from the two frequencies as $f_a - f_b = (E_a - E_b)(m^*/e\hbar)$, where m^* is the effective mass (determined below), and $(E_a - E_b)$ the energy difference between the subbands. The spacing would be consistent with the predicted energy spacing of very high lying d_{xy} derived subbands.^{11,20} Although it is not impossible in this system that an upper subband has an electron density just near half of the lower subband,¹⁰ the fact that the two frequencies are almost harmonically related, and that the two subbands have almost identical masses (see below), appears to favor more strongly an interpretation that the oscillations arise from a single, spin-split subband.

In the spin-splitting scenario, a second peak in the Fourier transform arises at low fields, because the spin-split minima are less deep than those associated with Landau level splitting, due to a smaller energy gap. Spin-related effects are expected in SrTiO₃:²¹ because of the heavy mass of electrons, the Landau level splitting, $\hbar\omega_c$, becomes comparable to the Zeeman energy, $E_z = \mu_B g^* B$, where \hbar is the reduced Planck's constant, ω_c is the cyclotron frequency, μ_B is the Bohr magnetron, and g^* is the effective Landé-factor. There is no theory for the detailed shape of Shubnikov-de Haas oscillations of a two-dimensional, spin-split subband coexisting with other, lower-mobility subbands, and, at present, we cannot distinguish between the two scenarios.

For the scenario of a single spin-split subband, the carrier density in the subband is about $2.8 \times 10^{13} \text{ cm}^{-2}$. For the scenario of two subbands, the total carrier density is $n_a + n_b = 3.1 \times 10^{13} \text{ cm}^{-2} + 5.7 \times 10^{13} \text{ cm}^{-2} = 8.7 \times 10^{13} \text{ cm}^{-2}$. These carrier densities represent a fraction (10% or 30%, respectively) of the carrier density measured from the Hall effect. Previous studies of LaAlO₃/SrTiO₃ interfaces⁵ and delta-doped SrTiO₃ films^{21–23} also reported carrier densities from Shubnikov-de Haas oscillations that were only a small fraction of the Hall density. The most likely explanation is that a large number of carriers reside in subbands that have a heavy mass or experience strong scattering, so that the Shubnikov-de Haas oscillations of these subbands are suppressed. The states at the bottom of the conduction band of SrTiO₃ are derived from the three (nearly) degenerate t_{2g} d -orbitals of Ti (d_{xy} , d_{xz} , d_{yz}). The degeneracy is lifted by the confining electrostatic potential. The most tightly bound subbands have d_{xy} character, with a low isotropic effective mass ($\sim 1 m_e$) *in-plane*.¹¹ At these electron densities, the higher-lying d_{xz} and d_{yz} derived bands are also occupied.²⁴ These bands have an anisotropic mass *in-plane*, a low mass *out-of-plane*, and these electrons are expected to be less confined. Theoretical calculations confirm this basic picture.^{8,11,20,25,26}

The type of orbital from which the subband(s) giving rise to the oscillations is (are) derived can be identified by determining the effective electron mass, m^* , extracted from the temperature dependence of the oscillations (Fig. 3). Figure 3(b) shows the temperature dependence of the amplitudes of the Fourier transform peaks, which were fit to the following equation:

$$\frac{A(T)}{T} = \frac{A_0}{\sinh\left(\frac{2\pi^2 k_B T}{\hbar\omega_c}\right)}, \quad (1)$$

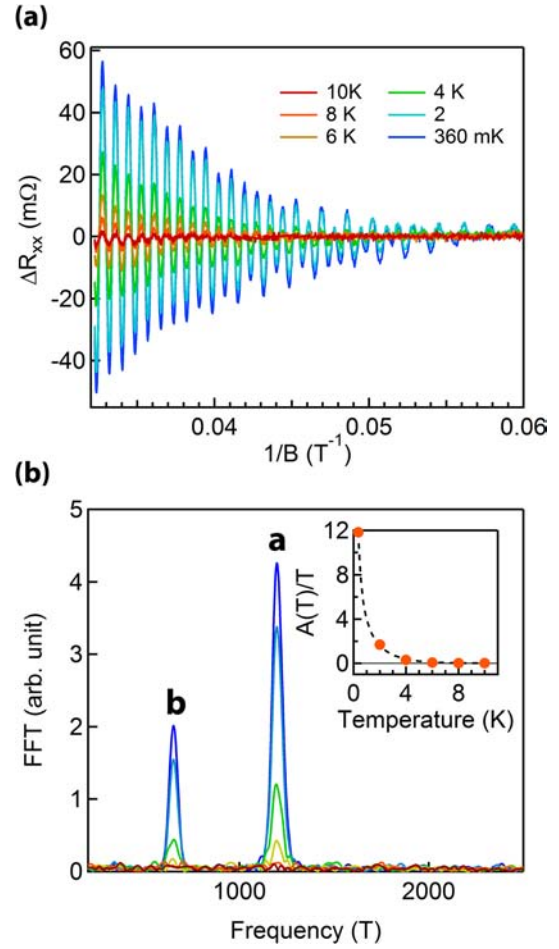


FIG. 3. (a) Temperature dependent Shubnikov-de Haas oscillations (ΔR_{xx}) as a function of $1/B$ and $\theta = 0^\circ$ at temperatures between 360 mK and 10 K. (b) Fourier transform of the data. The inset shows $A(T)/T$ of peak *a* as a function of temperature and a fit according Eq. (1).

where $A(T)$ is the amplitude of the peak at temperature T , and k_B is the Boltzmann constant. The fits yielded ω_c , which was used to obtain m^* , according to $\omega_c = eB/m^*$, which were $1.01 m_e$ (peak *a*) and $1.08 m_e$ (peak *b*), respectively. This low effective mass points to the oscillations being due to the more strongly confined d_{xy} -derived subbands, which also explains their strongly two-dimensional character. The cyclotron averaged mass of the d_{xz} and d_{yz} derived bands is at least $3 m_e$,^{9,10,20} in disagreement with our extracted value. Conversely, the results show that to obtain two-dimensional quantum oscillations from electron gases in SrTiO₃, the quality of the samples must be sufficient to allow for oscillations from the more tightly confined d_{xy} -derived subband(s), which are expected to suffer more strongly from interface scattering than the less confined d_{xz} and d_{yz} derived bands. The Fermi circle areas, derived from the periodicity in $1/B$, are in rough agreement with the areas predicted by theoretical models,^{10,11,20} if we identify the oscillations with the lowest d_{xy} derived subbands and ignore possible complications due to coupling with d_{xz} and d_{yz} derived bands. Magnetic breakdown at high fields will decouple the simple orbits associated with the d_{xy} bands from the orbits associated with the d_{xz} and d_{yz} .^{8,27}

To determine the quantum scattering time, the decay of the amplitudes was fit according to¹⁸

$$\Delta R_{xx} = 4R_0 \exp(-2\pi^2 k_b T_D / \hbar \omega_c) \frac{2\pi^2 k_b T / \hbar \omega_c}{\sinh(2\pi^2 k_b T / \hbar \omega_c)}, \quad (2)$$

where T_D is the Dingle temperature. For the spin-split subband scenario, the Dingle temperature is 7 K, and the quantum scattering time, $\tau_q = \frac{\hbar}{2\pi k_b T_D}$, 1.7×10^{-13} s, corresponding to a quantum mobility of $295 \text{ cm}^2 \text{ V}^{-1} \text{ s}^{-1}$. Similar values were obtained for the two subband case.¹⁷ The quantum scattering sets a lower limit on the transport scattering time in that subband.^{4,28} The transport scattering time, τ_{tr} , inferred from the Hall mobility, $\mu_{tr} = e\tau_{tr}/m^*$, was about 1.8×10^{-13} s and contains contributions from the carriers that are seen in the Hall measurements but do not give rise to the oscillations.¹⁷ Future investigations should be directed towards comparisons of the Fermi surface area and masses with theory of the electronic structure of two-dimensional electron gases in SrTiO₃.

The authors thank Guru Khalsa, Allan MacDonald, and Mike Manfra for many useful discussions, Jonathan Billings and Alexey Suslov for assistance with the experiments at NHMFL, and Tyler Cain for growing the sample. P.M. was supported by the U.S. National Science Foundation (Grant No. DMR-1006640) and D.G.O. by the MRSEC Program of the National Science Foundation (Award No. DMR 1121053). J.R.W., S.J.A., L.B., D.G.-G., and S.S. acknowledge support by a MURI program of the Army Research Office (Grant No. W911-NF-09-1-0398). A portion of this work was performed at the National High Magnetic Field Laboratory, which was supported by National Science Foundation (Cooperative Agreement No. DMR-0654118), the State of Florida, and the U.S. Department of Energy.

¹A. Ohtomo and H. Y. Hwang, *Nature* **427**, 423 (2004).

²J. Mannhart, D. H. A. Blank, H. Y. Hwang, A. J. Millis, and J. M. Triscone, *MRS Bull.* **33**, 1027 (2008).

³M. Huijben, A. Brinkman, G. Koster, G. Rijnders, H. Hilgenkamp, and D. H. A. Blank, *Adv. Mater.* **21**, 1665 (2009).

⁴C. Weisbuch and B. Vinter, *Quantum Semiconductor Structures* (Academic, San Diego, 1991).

⁵A. D. Caviglia, S. Gariglio, C. Cancellieri, B. Sacepe, A. Fete, N. Reyren, M. Gabay, A. F. Morpurgo, and J. M. Triscone, *Phys. Rev. Lett.* **105**, 236802 (2010).

⁶M. Ben Shalom, A. Ron, A. Palevski, and Y. Dagan, *Phys. Rev. Lett.* **105**, 206401 (2010).

⁷M. Huijben, G. Koster, H. J. A. Molegraaf, M. K. Kruize, S. Wenderich, J. E. Kleibeuker, A. McCollam, V. K. Guduru, A. Brinkman, H. Hilgenkamp *et al.*, e-print arXiv:1008.1896v1 [cond-mat.mtrl-sci] (2010).

⁸R. Bistritzer, G. Khalsa, and A. H. MacDonald, *Phys. Rev. B* **83**, 115114 (2011).

⁹L. F. Mattheiss, *Phys. Rev. B* **6**, 4740 (1972).

¹⁰G. Khalsa and A. H. MacDonald, *Phys. Rev. B* **86**, 125121 (2012).

¹¹M. Stengel, *Phys. Rev. Lett.* **106**, 136803 (2011).

¹²D. A. Crandles, T. Timusk, J. D. Garrett, and J. E. Greedan, *Physica C* **201**, 407 (1992).

¹³P. Moetakef, T. A. Cain, D. G. Ouellette, J. Y. Zhang, D. O. Klenov, A. Janotti, C. G. V. d. Walle, S. Rajan, S. J. Allen, and S. Stemmer, *Appl. Phys. Lett.* **99**, 232116 (2011).

¹⁴M. A. Saifi and L. E. Cross, *Phys. Rev. B* **2**, 677 (1970).

¹⁵P. Moetakef, J. Y. Zhang, A. Kozhanov, B. Jalan, R. Seshadri, S. J. Allen, and S. Stemmer, *Appl. Phys. Lett.* **98**, 112110 (2011).

¹⁶B. Jalan, R. Engel-Herbert, N. J. Wright, and S. Stemmer, *J. Vac. Sci. Technol. A* **27**, 461 (2009).

¹⁷See supplementary material at <http://dx.doi.org/10.1063/1.4758989> for the temperature dependence of resistance, a discussion of the Hall coefficient, the raw magnetoresistance data, quantum oscillation data from a second sample, fits to a two-subband model, and the B-field dependence of the Fourier transform peaks.

¹⁸A. Ishihara and L. Smrcka, *J. Phys. C* **19**, 6777 (1986).

¹⁹T. H. Sander, S. N. Holmes, J. J. Harris, D. K. Maude, and J. C. Portal, *Phys. Rev. B* **58**, 13856 (1998).

²⁰P. Delugas, A. Filippetti, V. Fiorentini, D. I. Bilc, D. Fontaine, and P. Ghosez, *Phys. Rev. Lett.* **106**, 166807 (2011).

²¹B. Jalan, S. Stemmer, S. Mack, and S. J. Allen, *Phys. Rev. B* **82**, 081103 (2010).

²²M. Kim, C. Bell, Y. Kozuka, M. Kurita, Y. Hikita, and H. Y. Hwang, *Phys. Rev. Lett.* **107**, 106801 (2011).

²³Y. Kozuka, M. Kim, C. Bell, B. G. Kim, Y. Hikita, and H. Y. Hwang, *Nature* **462**, 487 (2009).

²⁴A. Joshua, S. Pecker, J. Ruhman, E. Altman, and S. Ilani, arXiv:1110.2184v1 [cond-mat.str-el] (2011).

²⁵W. J. Son, E. Cho, B. Lee, J. Lee, and S. Han, *Phys. Rev. B* **79**, 245411 (2009).

²⁶K. Janicka, J. P. Velev, and E. Y. Tsymlal, *Phys. Rev. Lett.* **102**, 106803 (2009).

²⁷H. Uwe, R. Yoshizaki, T. Sakudo, A. Izumi, and T. Uzumaki, *Jpn. J. Appl. Phys.* **24**(Suppl. 24-2), 335 (1985), <http://jlap.jsap.jp/link?JJAPS/24S2/335/>.

²⁸J. P. Harrang, R. J. Higgins, R. K. Goodall, P. R. Jay, M. Laviron, and P. Delescluse, *Phys. Rev. B* **32**, 8126 (1985).