

UC Davis

UC Davis Previously Published Works

Title

Female hunters of the early Americas.

Permalink

<https://escholarship.org/uc/item/11q0t7zb>

Journal

Science advances, 6(45)

ISSN

2375-2548

Authors

Haas, Randall
Watson, James
Buonasera, Tammy
et al.

Publication Date

2020-11-01

DOI

10.1126/sciadv.abd0310

Peer reviewed

ANTHROPOLOGY

Female hunters of the early Americas

Randall Haas^{1,2*}, James Watson^{3,4}, Tammy Buonasera^{1,5}, John Southon⁶, Jennifer C. Chen⁷, Sarah Noe⁸, Kevin Smith¹, Carlos Viviano Llave², Jelmer Eerkens¹, Glendon Parker⁵

Sexual division of labor with females as gatherers and males as hunters is a major empirical regularity of hunter-gatherer ethnography, suggesting an ancestral behavioral pattern. We present an archeological discovery and meta-analysis that challenge the man-the-hunter hypothesis. Excavations at the Andean highland site of Wilamaya Patjxa reveal a 9000-year-old human burial (WMP6) associated with a hunting toolkit of stone projectile points and animal processing tools. Osteological, proteomic, and isotopic analyses indicate that this early hunter was a young adult female who subsisted on terrestrial plants and animals. Analysis of Late Pleistocene and Early Holocene burial practices throughout the Americas situate WMP6 as the earliest and most secure hunter burial in a sample that includes 10 other females in statistical parity with early male hunter burials. The findings are consistent with nongendered labor practices in which early hunter-gatherer females were big-game hunters.

INTRODUCTION

Big-game hunting is an overwhelmingly male-biased behavior among recent hunter-gatherer societies (1, 2). Such observations would seem to suggest that this gendered behavioral pattern is an ancestral one, ostensibly stemming from life history traits related to pregnancy and child care, which constrain female subsistence opportunities (3, 4). However, a number of scholars have theorized that such division of labor would have been less pronounced, altogether absent, or structurally different among our early hunter-gatherer ancestors (5–13). Early subsistence economies that emphasized big game would have encouraged participation from all able individuals. Alloparenting, which appears to have deep evolutionary roots in the human species (14), would have freed women of child care demands, allowing them to hunt. Communal hunting, which also appears to have deep evolutionary roots (15), would have encouraged contributions from females, males, and children whether in driving or dispatching large animals. Moreover, the primary hunting technology of the time—the *atlatl* or spear thrower—would have encouraged broad participation in big-game hunting. Pooling labor and sharing meat are necessary to mitigate risks associated with the *atlatl*'s low accuracy and long reloading times (16). Furthermore, peak proficiency in *atlatl* use can be achieved at a young age, potentially before females reach reproductive age, obviating a sex-biased technological constraint that would later intensify with bow-and-arrow technology (17). Last, the residentially mobile lifestyle entailed by big-game specialization is quite conducive to human reproduction and, thus, female hunting—contrary to previous thinking—because it reduces net movement relative to central-place foraging strategies (18). This hypothesis is consistent with high population growth rates among early hunter-gatherer populations (19).

¹Department of Anthropology, University of California Davis, One Shields Ave., Davis, CA 95616, USA. ²Collasuyo Archaeological Research Institute, Jiron Nicaragua 199, Puno, Puno, Peru. ³Arizona State Museum, The University of Arizona, 1013 E. University Blvd., Tucson, AZ 85721, USA. ⁴School of Anthropology, The University of Arizona, 1009 E. South Campus Drive, Tucson, AZ 85721, USA. ⁵Department of Environmental Toxicology, University of California Davis, One Shields Ave., Davis, CA 95616, USA. ⁶W.M. Keck Carbon Cycle Accelerator Mass Spectrometer Facility, University of California Irvine, B321 Croul Hall, Irvine, CA 92697, USA. ⁷Department of Anthropology, Penn State University, 410 Carpenter Building, University Park, PA 16802, USA. ⁸Department of Anthropology, University of California Santa Barbara, Santa Barbara, CA 93106, USA.

*Corresponding author. Email: wrhaas@ucdavis.edu

Copyright © 2020
The Authors, some
rights reserved;
exclusive licensee
American Association
for the Advancement
of Science. No claim to
original U.S. Government
Works. Distributed
under a Creative
Commons Attribution
NonCommercial
License 4.0 (CC BY-NC).

Despite such theoretical considerations, some scholars have been reluctant to ascribe hunting functionality to tools associated with female burials (20–22). Concerning the Paleoindian Gordon Creek burial, Breternitz *et al.* (23) grappled, “Since the burial has been determined to be a female, the inclusion of a projectile point preform has been difficult to explain. However, if the artifact had been used as a knife or scraper, typically women’s tools, then its inclusion with the burial is a more consistent association.” Nelson (24) challenged a DNA-based sex determination at Toca dos Coqueiros (25) partially on the grounds that “...[t]he presence of inferred funerary offerings in the form of chipped stone points and other tools and flakes appear to support [male estimation]....” On the one hand, such reluctance may reflect a degree of contemporary gender bias (20) or ethnographic bias (26). On the other hand, ethnographically informed models of gendered subsistence labor remain plausible as quantitative phenomena or given the multiple pathways by which objects can come to be spuriously associated in the archeological record (27). Toward resolving the question of gendered big-game hunting practices among early hunter-gatherer populations in the Americas, we report the discovery of two Early Holocene [pre-8 thousand years (ka)] hunter-gatherer burials in association with big-game hunting paraphernalia and place these findings in the context of Early Holocene and Late Pleistocene burial practices throughout the Americas.

RESULTS

The archeological site of Wilamaya Patjxa was recorded in 2013 when local Aymara collaborator, A. Pilco Quispe, reported an artifact scatter near his natal community of Mulla Fasiri. The scatter covers 1.6 ha and is located at 16.2° south latitude, 70.8° west longitude, 3925 m in elevation in the Puno district of southern Peru. In 2018, in collaboration with members of the Mulla Fasiri community, excavations were initiated to understand the adaptive process of early human populations in the interior high Andes. The excavations covered 36.5 m², resulting in the discovery of more than 20,000 artifacts, principally flaked stone debitage, and 15 cultural pit features including five human burial pits with six individuals (Fig. 1). Two of the individuals—Wilamaya Patjxa individual 6 (WMP6) and WMP1—were associated with Early Holocene projectile points. None of the other burials were associated with hunting tools, and preliminary assessments suggest mid-Holocene dates for those burials.

Wilamaya Patjxa individual 6

Individual 6 (WMP6) is an adult inhumation occurring in a burial pit near the center of the site and extending 55 cm below the agricultural plow zone, approximately 85 cm below the ground surface (Fig. 2, A and B). Preservation of the osteological materials is poor, consisting of a fragmentary cranium, teeth, portions of the femoral diaphyses, and tibia and fibula fragments. The individual was interred in a semiflexed position on their left side with head oriented west/northwest. Twenty-four stone artifacts were located on the floor of the burial pit (Fig. 2C and fig. S2). Six eared projectile points of 1B style suggest an Early Archaic Period burial date sometime between 11 and 9 cal. ka (28). Two radiocarbon dates taken on bone collagen average to 8008 ± 16 ^{14}C before the present (B.P.), or 8.98 to 8.73 cal. ka.

Twenty of the artifacts were tightly concentrated and partially stacked in a pile just above the femora. At the base of the stacked artifacts was a large igneous river cobble with a unidirectionally flaked working edge. Piled on the cobble were four complete 1B-style chert projectile points, two chert thumbnail end scrapers, two large igneous scrapers/choppers, a possible backed knife, two retouched chert flakes, three unmodified chert lithic flakes, and a red ocher nodule. Adjacent to the stacked artifacts were two small, well-rounded river cobbles and two red ocher nodules. The large river cobble and one of the small cobbles show ocher staining on the acute ends (fig. S3). The spatial co-occurrence of projectile points, scrapers, and ocher along with the ocher staining on the cobbles converge to suggest that the ocher was related hide processing (29).

The stacking and topological integrity of the artifact cluster indicate that the artifacts were likely interred as an integrated toolkit in a perishable container such as a leather bag. The kit includes a full suite of big-game procurement and processing tools including a flaked stone component that is notably similar to the mobile toolkit theorized by Kuhn from basic geometric principles (30). The stone projectile points would have been used to dispatch big game (31),

the backed knife and lithic flakes to field dress harvested game, the large scrapers/choppers to extract bone marrow or process hides, the small scrapers for detailed hide work, and the cobbles and ocher to tan hides. In addition to the toolkit artifacts, isolated artifacts were found on the burial pit floor including a complete 1B-style projectile point, projectile point midsection, projectile point tip, and retouched laminar flake.

Age at death for WMP6 is estimated at 17 to 19 years based on dental development (32–35). Apart from the third molars, which were still developing, the remaining 14 permanent teeth are fully formed, in occlusion, and exhibit some wear. The qualitatively gracile nature of the femoral diaphyses is consistent with a female individual. Proteomic analysis of sexually dimorphic amelogenin peptides in tooth enamel (36, 37) confirms this assessment. Male-diagnostic AMELY_HUMAN peptides are entirely absent. The cumulative signal intensity for female-diagnostic AMELX_HUMAN peptides is 3.47×10^9 and includes 336 unique AMELX_HUMAN peptides, indicating a female individual [Pr(F) = 0.81] (fig. S4).

Bone isotope chemistry and faunal data further indicate the importance of hunting to the WMP6 individual. A $\delta^{15}\text{N}$ value of 8.1 ± 0.1 per mil (‰), a $\delta^{13}\text{C}_{\text{col}}$ value of -18.9 ± 0.1 ‰, and a $\delta^{13}\text{C}_{\text{ap}}$ value of -12.8 ± 0.1 ‰ are all consistent with a mixed terrestrial plant and animal diet (fig. S7). Four large terrestrial mammal bone fragments were recovered from the burial fill, one of which is identifiable as a lumbar vertebra of a taruca (*Hippocamelus antisensis*) or Andean deer (table S4). Large-bodied mammal bone dominates the site assemblage, which includes 17 camelid (Camelidae), 5 deer, and 106 indeterminate large terrestrial mammal bone fragments and 1 bird element. The camelid and deer elements are likely from endemic species, vicuña (*Vicugna vicugna*) and taruca, respectively, but the fragmentary remains preclude further taxonomic specificity. Neither small-bodied mammal nor fish elements were recovered despite flotation processing of feature sediment.

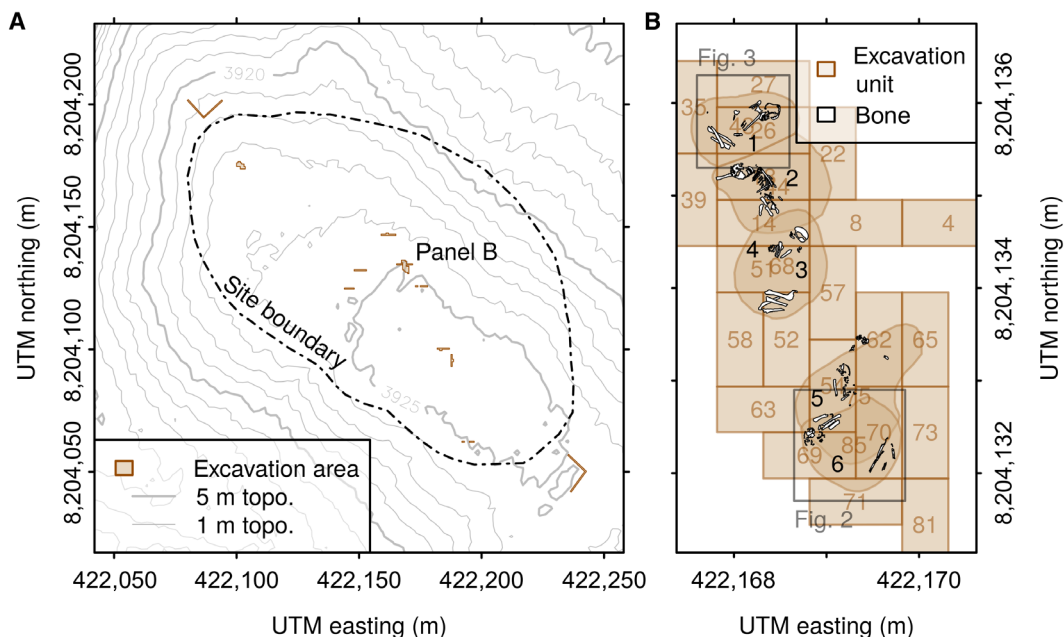


Fig. 1. Geography of Wilamaya Patjxa. (A) Site topography and excavation locations. UTM, Universal Transverse Mercator, World Geodetic System 1984 (WGS84); topo., topographic contour. (B) Location of five burials including six individuals. Only individuals 1 and 6 are Early Holocene in age and associated with big-game hunting tools.

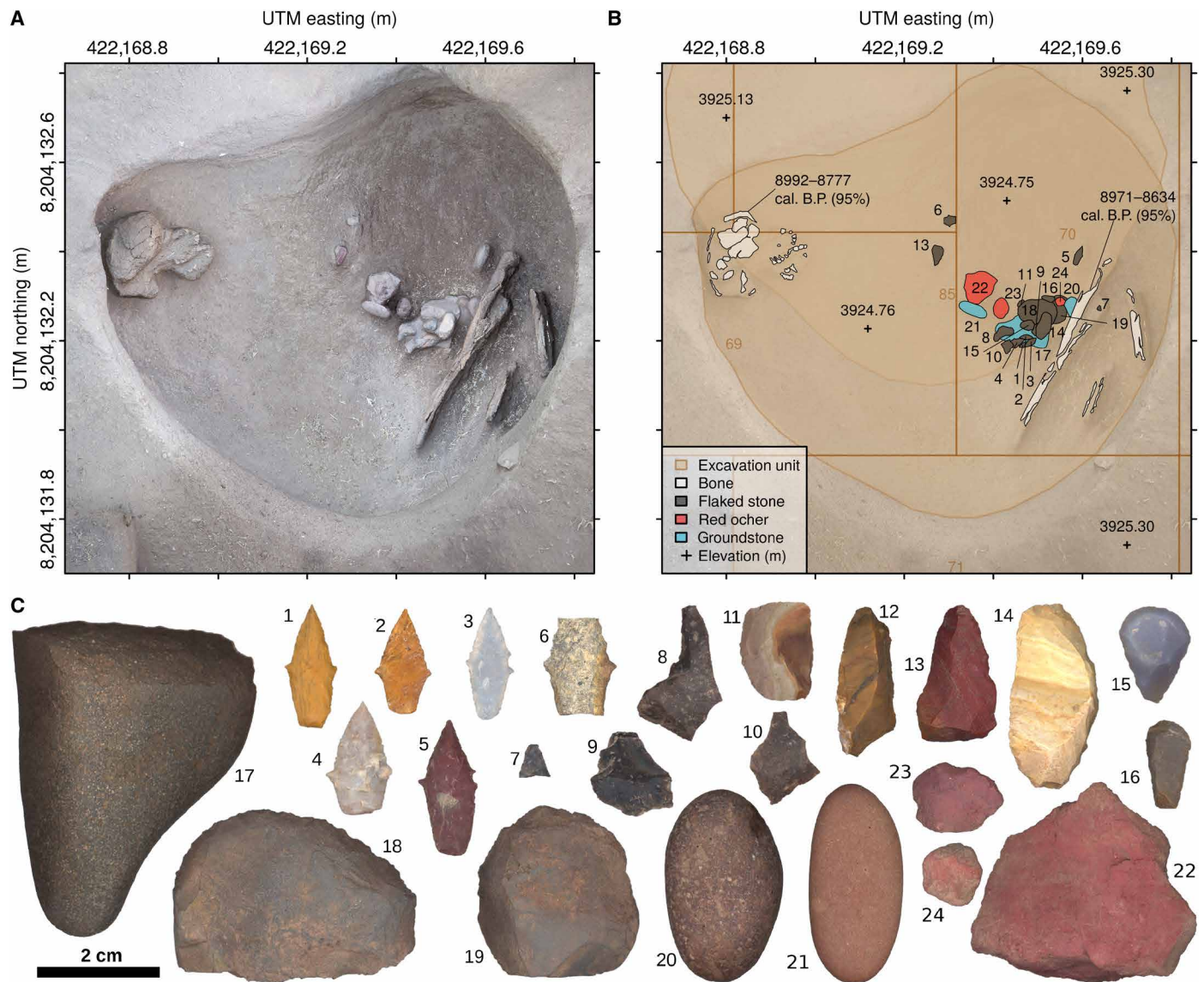


Fig. 2. WMP6, a 17- to 19-year-old female with hunting toolkit in situ dating to 9 cal. ka. (A) Orthorectified, georeferenced photograph. (B) Vector map showing positions of skeletal materials and associated grave goods. (C) In situ artifacts from burial pit floor including projectile points (1 to 7), unmodified flakes (8 to 10), re-touched flakes (11 to 13), a possible backed knife (14), thumbnail scrapers (15 and 16), scrapers/choppers (17 to 19), burnishing stones (17, 20, and 21), and red ocher nodules (22 to 24). Photo credit: Randall Haas, University of California, Davis.

The individual appears to have been a permanent resident of the high-altitude landscape as opposed to a logistical or seasonal visitor from the lowlands. The interior geography of the site suggests that its occupants were at least seasonal highlanders (34). A $\delta^{18}\text{O}_{\text{MW}}$ value of $-16.8 \pm 0.2\text{‰}$ taken on bone bioapatite is consistent with intake of high-altitude surface waters, which tend to range from -25 to -8‰ (34, 38). The $\delta^{13}\text{C}$ observations reported above are furthermore consistent with a high-altitude home range (34, 39).

Wilamaya Patjxa individual 1

Individual 1 (WMP1) is a shallow adult burial extending 9 cm below the plow zone, approximately 40 cm below ground surface (Fig. 3). Osteological remains consist primarily of fragmentary cranial bones and postcranial long bones. The individual was interred

in a flexed position on their left side with head oriented east. A flaked stone projectile point was located under and in contact with a proximal fragment of the right radius or ulna. The artifact is a large, well-made stemmed form with serrated blade margins made from white chert. A second projectile point—a black igneous bi-point form—was located in the pelvic area. Klink and Aldenderfer (28) classify these forms as 3B and 3E types, respectively, both of which date to the Early/Middle Holocene, 9 to 7 cal. ka. Whether the artifacts are grave offerings or a result of impalement is indeterminate. An attempt at direct dating an ultrafiltered sample of collagen from the right petrous portion was unsuccessful.

Dental wear patterns suggest an age at death of 25 to 30 years (32–35). Robust cranial and mandibular features indicate a male individual, which is confirmed by a strong AMELY_HUMAN cumulative




Fig. 3. WMP1, a 25- to 30-year-old male with associated projectile points in situ. (A) Map with orthorectified photograph. **(B)** Vector map showing positions of skeletal materials and artifacts. **(C)** In situ projectile points including a black igneous 3E point and white chert 3B point. Photo credit: Randall Haas, University of California, Davis.

signal intensity of 6.5×10^8 , including 368 unique peptides on a fragment of dental enamel [$\text{Pr}(F) = 0.00$] (figs. S5 and S6). Substantial bowing of the femoral diaphyses along with pronounced *linea aspera* suggests a highly mobile individual. Stable isotope determinations on bone bioapatite suggest that, despite a high degree of mobility, the individual was a permanent resident of the highlands. A $\delta^{18}\text{O}_{\text{MW}}$ value of $-14.5 \pm 0.2\text{‰}$ is consistent with intake of high-altitude surface waters (34, 38). A $\delta^{13}\text{C}_{\text{ap}}$ value of $-12.1 \pm 0.1\text{‰}$ is consistent with a high-altitude home range (34, 39) and a mixed diet of plants and animals (see fig. S7). However, the lack of collagen may indicate compromised structural integrity, which warrants interpretive caution. Faunal remains were not present in the feature fill.

Early hunter burials of the Americas

The observation of an Early Holocene adult female burial in association with a big-game hunting toolkit raises the question of the extent to which WMP6 is an isolated incident or part of a broader behavioral pattern. Our review of Late Pleistocene and Early Holocene burials in the Americas resulted in the identification of 429 individuals from 107 sites (table S6). Of those, 27 sexed individuals from 18 sites are associated with big-game hunting tools (Fig. 4). Including WMP6, 11 of the individuals from 10 sites are identified as female. Sixteen individuals from 15 sites, including WMP1, are identified as male.

The sample is sufficient to warrant the conclusion that female participation in early big-game hunting was likely nontrivial—greater than the trace levels of participation observed among ethnographic hunter-gatherers and contemporary societies. The statistical

robustness of this claim can be shown by solving for the probability mass of a binomial distribution given 11 female hunters (successes), 27 total hunters (trials), and some probability of female participation, p , as follows

$$\text{Pr}(11; 27, p) = \binom{27}{11} p^{11} (1-p)^{27-11}$$

The results for $p = 0, 10, 20, \dots, 100\%$ show that the empirically observed counts are highly unlikely to have come from a population of individuals in which average female participation in big-game hunting was less than 30%. Rather, plausible models range between 30 and 50% female participation, suggesting that early big-game hunting was likely gender neutral or nearly so (Fig. 5).

Unfortunately, the quality of artifact association, sex estimation, and date estimation varies among the archeological samples. Only three individuals from two sites—two individuals from Upward Sun River and the WMP6 individual—are considered secure insofar as they are (i) well documented in secure stratigraphic association with big-game hunting tools, (ii) securely sexed using biomolecular methods, and (iii) directly dated by radiocarbon on bone collagen. The Upward Sun River females are both infants and, thus, were not hunters per se, although they appear to have been gendered in a way that recognized females as associated with big-game hunting. WMP6 is the only individual securely identified as a big-game hunter burial in a sample of 27 tentative Late Pleistocene or Early Holocene New World individuals in association with big-game hunting tools. Regardless of whether the most conservative or liberal criteria are used for identifying hunter burials, when the criteria for acceptance are applied uniformly

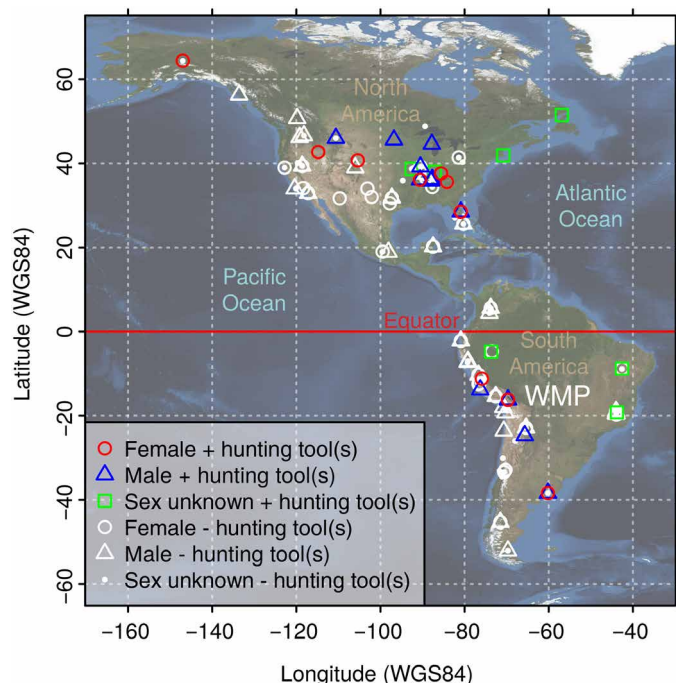


Fig. 4. Geography of Wilamaya Patjxa and early burials of the Americas. Female and male burials with (+) and without (-) big-game hunting tools are indicated. WGS84, World Geodetic System 1984.

across the sample, both female- and male-hunter burials occur in statistical parity (Materials and Methods, burial meta-analysis).

DISCUSSION

Although burial treatment is complex and contingent (40–42), the objects that accompany people in death tend to be those that accompanied them in life (1, 43). Scholars generally accept that projectile points associated with male burials are hunting tools, but have been less willing to concede that projectile points associated with female burials are hunting tools. WMP6 presents an unusually robust empirical test case for evaluating competing models of gendered subsistence labor. Although burial-associated projectile points can result from homicide, hunting accident, or stratigraphic mixing, the topological integrity of the WMP6 assemblage renders such interpretations unlikely. Projectile points can serve as knives, but it seems more likely that the backed knife and flakes in the WMP6 kit served that purpose. Error-prone osteological sex determinations can be spurious, but our coupling of osteology and amelogenin protein analysis renders such error highly unlikely (37). It is possible that the WMP6 burial represents a rare instance of a female hunter in a male-dominated subsistence field, but such an outlier explanation diminishes with the observation of 11 female burials in association with hunting tools from 10 Late Pleistocene or Early Holocene sites throughout the Americas, including Upward Sun River (44), Buhl (45), Gordon Creek (23), Ashworth Rockshelter (46), Sloan (47), Icehouse Bottom (48), Windover (49), Telarmachay (50), Wilamaya Patjxa, and Arroyo Seco 2 (51). These results are consistent with a model of relatively undifferentiated subsistence labor among early populations in the Americas.

Nonetheless, hunter-gatherer ethnography and contemporary hunting practices make clear that subsistence labor ultimately differen-

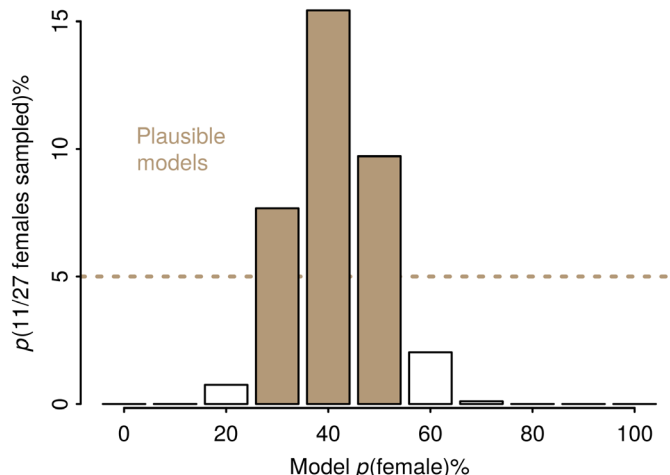


Fig. 5. Probability of observing 11 female hunters in a random sample of 27 hunters given 0 to 100% probability of female big-game hunting. Plausible models range from 30 to 50% female participation, indicating that big-game hunting was likely gender neutral or nearly so among Late Pleistocene/Early Holocene populations.

tiated along sex lines, with females taking a role as gatherers or processors and males as hunters (1–4, 6). Middle Holocene females and males at the Indian Knoll site in Kentucky were buried with *atlatls* in a respective ratio of 17:63, suggesting that big-game hunting was a male-biased activity at that time (21). Thirty percent of bifaces, including projectile points, are associated with females in a sample of 44 Late Holocene burials from seven sites in southern California (52). A similar trajectory may be observed in the European Paleolithic, where meat-heavy diets and absence of plant-processing or hide-working tools among Middle Paleolithic Neandertals would seem to minimize potential for sexually differentiated labor practices (5, 53, 54). Economies diversified in the Upper Paleolithic sometime after 48 ka, with increasing emphasis on plant processing and manufacturing of tailored clothing and hide tents creating new contexts for labor division. When and how such differentiated labor practices emerged from evidently undifferentiated ones require further exploration. Comparative analysis of burial associations with hunting tools and ground stone artifacts (55) in other times and places would be particularly valuable toward understanding how labor division evolved among hunter-gatherer societies.

Scholars have long grappled with understanding the extent to which contemporary gender behavior existed in our species' evolutionary past. A number of studies support the contention that modern gender constructs often do not reflect past ones (7–10, 12, 13, 56). Dyble *et al.* (57) show that both women and men in ethnographic hunter-gatherer societies govern residence decisions. The discovery of a Viking woman warrior further highlights uncritical assumptions about past gender roles (58). Theoretical insights suggest that the ecological conditions experienced by early hunter-gatherer populations would have favored big-game hunting economies with broad participation from both females and males. Such models align with epistemological critiques that reduce seemingly paradoxical tool associations to cultural or ethnographic biases. WMP6 and the sum of previous archaeological observations on early hunter-gatherer burials support this hypothesis, revealing that early females in the Americas were big-game hunters.

MATERIALS AND METHODS

Standard surface reconnaissance and hand excavation techniques were used to discover and excavate cultural features at Wilamaya Patjxa. Burials were excavated in natural units and exposed to maintain topological integrity of in situ artifacts. Terrestrial photogrammetry was used to document burial condition and structure. Age and sex of the individuals were estimated using standard osteological (32, 59) and dental enamel protein methods (36, 37). Flaked stone artifacts were visually classified according to functional forms (60), and projectile points were classified according to the regional typology (28). Chronometric assignment is based on artifact seriation and radiocarbon dating of human bone collagen by accelerator mass spectrometry applying the 2013 Southern Hemisphere calibration curve (61). Faunal remains were recovered from feature fill using water flotation and dry screening with 1-mm mesh. Plow zone sediment was screened through 6-mm mesh. Faunal taxa were identified on the basis of visible morphology and comparison to reference collections. Additional analytical details are presented in the Supplementary Materials.

The burial meta-analysis is designed to assess the extent to which the WMP6 burial represents a rare or common instance of female-associated hunting tools in early burial contexts in the Americas. Regional reviews of early burial practices throughout North and South America are consulted to identify burials dating to the Late Pleistocene or Early Holocene, defined here as pre-8 ka. Where possible, primary references are consulted to record sex estimations and the presence or absence of big-game hunting tools including projectile points or *atlatl* parts. All dates, sex, and tool associations are assessed as secure or tentative. The resultant data are tabulated to quantify the proportions of early female and male burials with and without hunting tools. The contingency table is tested against sexual division of labor models ranging from 0 to 100% female participation using binomial probability analysis. The analysis is repeated for all possible combinations of secure and tentative assessments of dates, sex, and tool associations. Analytical procedures, error analysis, and raw data are elaborated in the Supplementary Materials.

SUPPLEMENTARY MATERIALS

Supplementary material for this article is available at <http://advances.sciencemag.org/cgi/content/full/6/45/eabd0310/DC1>

REFERENCES AND NOTES

- L. R. Binford, Mortuary Practices: Their Study and Their Potential. *Mem. Soc. Amer. Archaeol.* **25**, 6–29 (1971).
- R. L. Kelly, *The Lifeways of Hunter-Gatherers: The Foraging Spectrum* (Cambridge Univ. Press, Cambridge, ed. 2, 2013).
- R. Bird, Cooperation and conflict: The behavioral ecology of the sexual division of labor. *Evol. Anthropol.* **8**, 65–75 (1999).
- M. Gurven, K. Hill, Why do men hunt? *Curr. Anthropol.* **50**, 51–74 (2009).
- S. L. Kuhn, M. C. Stiner, What's a Mother to do? *Curr. Anthropol.* **47**, 953–981 (2006).
- N. M. Waguespack, The organization of male and female labor in foraging societies: Implications for early paleoindian archaeology. *Am. Anthropol.* **107**, 666–676 (2005).
- M. J. Goodman, P. B. Griffin, A. A. Estioko-Griffin, J. S. Grove, The compatibility of hunting and mothering among the agta hunter-gatherers of the Philippines. *Sex Roles* **12**, 1199–1209 (1985).
- A. Estioko-Griffin, P. B. Griffin, *Woman the Gatherer* (Yale Univ. Press, New Haven, 1981), pp. 121–152.
- P. L. Geller, *The Bioarchaeology of Socio-Sexual Lives* (Springer International Publishing, 2017), pp. 125–163.
- K. Sterling, *Man the Hunter, Woman the gatherer? The Impact of Gender Studies on Hunter-Gatherer Research (A Retrospective)* (Oxford Univ. Press, 2014).
- H. J. Brumbach, R. Jarvenpa, *Women in Prehistory: North America and Mesoamerica* (University of Pennsylvania Press, Philadelphia, 1997).
- J. M. Gero, M. W. Conkey, *Engendering Archaeology* (Blackwell Publishers, Oxford, 1991).
- K. O. Bruhns, K. E. Stothert, *Women in Ancient America* (University of Oklahoma Press, ed. 2, 2014).
- S. B. Hrdy, *Mothers and Others: The Evolutionary Origins of Mutual Understanding* (Harvard Univ. Press, Cambridge, 2009).
- M. Tomasello, *Becoming Human* (Harvard Univ. Press, 2019).
- R. L. Bettinger, Effects of the bow on social organization in Western North America. *Evol. Anthropol.* **22**, 118–123 (2013).
- B. S. Grund, Behavioral ecology, technology, and the organization of labor: How a shift from spear thrower to self bow exacerbates social disparities. *Am. Anthropol.* **119**, 104–119 (2017).
- T. A. Surovell, Early paleoindian women, children, mobility, and fertility. *Amer. Antiq.* **65**, 493–508 (2000).
- H. J. Zahid, E. Robinson, R. L. Kelly, Agriculture, population growth, and statistical analysis of the radiocarbon record. *Proc. Natl. Acad. Sci. U.S.A.* **113**, 931–935 (2015).
- M. W. Conkey, J. D. Spector, Archaeology and the study of gender. *Adv. Archeol. Method Theory* **7**, 1–38 (1984).
- D. Doucette, Decoding the gender bias: inferences of atlatls in female mortuary contexts, in *Gender and the Archaeology of Death* (Altamira Press, Walnut Creek, 2001), pp. 119–135.
- M. P. Muniz, Exploring technological organization and burial practices at the Paleoindian Gordon Creek Site. *Plains Anthropol.* **49**, 253–279 (2004).
- D. A. Breternitz, A. C. Swedlund, D. C. Anderson, An early burial from Gordon Creek, Colorado. *Am. Antiq.* **36**, 170–182 (1971).
- A. R. Nelson, "Osteobiographics" of Dos Coqueiros Paleoindian reconsidered: Comment on Lessa and Guidon (2002). *Am. J. Phys. Anthropol.* **126**, 401–403 (2005).
- A. Lessa, N. Guidon, Osteobiographic analysis of skeleton I, Sítio Toca dos Coqueiros, Serra da Capivara National Park, Brazil, 11,060 BP: First results. *Am. J. Phys. Anthropol.* **118**, 99–110 (2002).
- H. M. Wobst, The Archaeo-ethnology of hunter-gatherers or the tyranny of the ethnographic record in archaeology. *Am. Antiq.* **43**, 303–309 (1978).
- M. B. Schiffer, *Formation Processes of the Archaeological Record* (University of New Mexico Press, 1987).
- C. J. Klink, M. S. Aldenderfer, *Advances in Titicaca Basin Archaeology-1*, C. Stanish, A. B. Cohen, M. S. Aldenderfer, Eds. (Cotsen Institute of Archaeology at UCLA, Los Angeles, 2005), pp. 25–54.
- R. F. Rifkin, Assessing the efficacy of red ochre as a prehistoric hide tanning ingredient. *J. African Archaeol.* **9**, 131–158 (2011).
- S. L. Kuhn, A formal approach to the design and assembly of mobile toolkits. *Am. Antiq.* **59**, 426–442 (1994).
- C. J. Ellis, *Projectile Technology*, H. Knecht, Ed. (Plenum Press, New York, 1997), chap. 2, pp. 37–74.
- S. J. AlQahtani, M. P. Hector, H. M. Liversidge, Brief communication: The London atlas of human tooth development and eruption. *Am. J. Phys. Anthropol.* **142**, 481–490 (2010).
- J. T. Watson, R. Haas, Dental evidence for wild tuber processing among Titicaca Basin foragers 7000 ybp. *Am. J. Phys. Anthropol.* **164**, 117–130 (2017).
- R. Haas, I. C. Stefanescu, A. Garcia-Putnam, M. S. Aldenderfer, M. T. Clementz, M. S. Murphy, C. V. Llave, J. T. Watson, Humans permanently occupied the Andean highlands by at least 7 ka. *R. Soc. Open Sci.* **4**, 170331 (2017).
- R. Haas, C. Viviano Llave, Hunter-gatherers on the eve of agriculture: investigations at Soro Mik'aya Patjxa, Lake Titicaca Basin, Peru, 8000–6700 BP. *Antiquity* **89**, 1297–1312 (2015).
- G. J. Parker, J. M. Yip, J. W. Eerkens, M. Salemi, B. Durbin-Johnson, C. Kiesow, R. Haas, J. E. Buikstra, H. Klaus, L. A. Regan, D. M. Roche, B. S. Phinney, Sex estimation using sexually dimorphic amelogenin protein fragments in human enamel. *J. Archaeol. Sci.* **101**, 169–180 (2019).
- T. Buonasera, J. Eerkens, A. de Flamingh, L. Engbring, J. Yip, H. Li, R. Haas, D. DiGiuseppe, D. Grant, M. Salemi, C. Nijmeh, M. Arellano, A. Leventhal, B. Phinney, B. F. Byrd, R. S. Malhi, G. Parker, A comparison of proteomic, genomic, and osteological methods of archaeological sex estimation. *Sci. Rep.* **10**, 11897 (2020).
- K. J. Knudson, Oxygen isotope analysis in a land of environmental extremes: The complexities of isotopic work in the Andes. *Int. J. Osteoarchaeol.* **19**, 171–191 (2009).
- P. Szpak, C. D. White, F. J. Longstaffe, J.-F. Millaire, V. F. V. Sánchez, Carbon and nitrogen isotopic survey of Northern Peruvian plants: Baselines for paleodietary and paleoecological studies. *PLOS ONE* **8**, e53763 (2013).
- A. Cannon, The historical dimension in mortuary expressions of status and sentiment [and Comments and Reply]. *Curr. Anthropol.* **30**, 437–458 (1989).
- M. Parker Pearson, The powerful dead: Archaeological relationships between the living and the dead. *Cambridge Archaeol. J.* **3**, 203–229 (1993).
- P. J. Ucko, Ethnography and archaeological interpretation of funerary remains. *World Archaeol.* **1**, 262–280 (1969).
- C. Carr, Mortuary practices: Their social, philosophical-religious, circumstantial, and physical determinants. *J. Archaeol. Method Theory* **2**, 105 (1995).

44. B. A. Potter, J. D. Irish, J. D. Reuther, H. J. McKinney, New insights into Eastern Beringian mortuary behavior: A terminal Pleistocene double infant burial at Upward Sun River. *Proc. Natl. Acad. Sci. U.S.A.* **111**, 17060–17065 (2014).
45. T. J. Green, B. Cochran, T. W. Fenton, J. C. Woods, G. L. Titmus, L. Tieszen, M. A. Davis, S. J. Miller, The Buhl Burial: A Paleoindian Woman from Southern Idaho. *Am. Antiq.* **63**, 437 (1998).
46. J. A. Walthall, Mortuary behavior and early holocene land use in the North American midcontinent. *North Amer. Archaeol.* **20**, 1–30 (1999).
47. A. M. Smallwood, T. A. Jennings, C. D. Pevny, Expressions of ritual in the Paleoindian record of the Eastern Woodlands: Exploring the uniqueness of the Dalton cemetery at Sloan, Arkansas. *J. Anthropol. Archaeol.* **49**, 184–198 (2018).
48. J. Chapman, *Archaic Period research in the lower Little Tennessee River Valley, 1975: Icehouse Bottom, Harrison Branch, Thirty Arce Island, Calloway Island* (University of Tennessee, Knoxville, 1977).
49. G. H. Doran, *Windover: Multidisciplinary Investigations of an Early Archaic Florida Cemetery* (University Press of Florida, Gainesville, 2002).
50. D. Lavallée, M. Julien, J. C. Wheeler, C. Karlin, *Telarmachay: Cazadores y Pastores Prehistóricos de los Andes* (Instituto Francés de Estudios Andinos, Lima, 1995).
51. G. G. Politis, G. Barrientos, C. Scabuzzo, *Estado Actual de las Investigaciones En El Sitio Arqueológico Arroyo Seco 2* (INCUAPA-CONICET, UNICEN, Buenos Aires, 2014), pp. 329–370.
52. K. R. McGuire, W. R. Hildebrandt, The possibilities of women and men: Gender and the California milling stone horizon. *J. Calif. Geol. Basin Anthropol.* **16**, 41–59 (1994).
53. Y. I. Naito, Y. Chikaraishi, D. G. Drucker, N. Ohkouchi, P. Semal, C. Wißing, H. Bocherens, Ecological niche of Neanderthals from Spy Cave revealed by nitrogen isotopes of individual amino acids in collagen. *J. Hum. Evol.* **93**, 82–90 (2016).
54. A. Sistiaga, C. Mallol, B. Galván, R. E. Summons, The Neanderthal meal: A new perspective using faecal biomarkers. *PLOS ONE* **9**, e101045 (2014).
55. T. Y. Buonasera, More than acorns and small seeds: A diachronic analysis of mortuary associated ground stone from the south San Francisco Bay area. *J. Anthropol. Archaeol.* **32**, 190–211 (2013).
56. B. Arnold, N. L. Wicker, *Gender and the Archaeology of Death* (Altamira Press, Walnut Creek, 2001).
57. M. Dyble, G. D. Salali, N. Chaudhary, A. Page, D. Smith, J. Thompson, L. Vinicius, R. Mace, A. B. Migliano, Sex equality can explain the unique social structure of hunter-gatherer bands. *Science* **348**, 796–798 (2015).
58. C. Hedenstierna-Jonson, A. Kjellström, T. Zachrisson, M. Krzewińska, V. Sobrado, N. Price, T. Günther, M. Jakobsson, A. Götherström, J. Storå, A female Viking warrior confirmed by genomics. *Am. J. Phys. Anthropol.* **164**, 853–860 (2017).
59. J. E. Buikstra, D. H. Ubelaker, Standards for data collection from human skeletal remains: Proceedings of a seminar at the field museum of natural history, in *Arkansas Archeological Survey Research Series* (Arkansas Archeological Survey, Fayetteville, 1994).
60. W. J. Andrefsky, *Lithics: Macroscopic Approaches to Analysis* (Cambridge Univ. Press, 2005).
61. A. G. Hogg, Q. Hua, P. G. Blackwell, M. Niu, C. E. Buck, T. P. Guilderson, T. J. Heaton, J. G. Palmer, P. J. Reimer, R. W. Reimer, C. S. M. Turney, S. R. H. Zimmerman, SHCal13 Southern Hemisphere Calibration, 0–50,000 years cal BP. *Radiocarbon* **55**, 1889–1903 (2013).
62. M. Color, *Munsell Soil Color Charts* (Munsell Color Corporation, Grand Rapids, 2009).
63. O. of Geomatics, Department of Defense world geodetic system 1984: Its definition and relationships with local geodetic systems, *Standardization Document*, United States National Geospatial-intelligence Agency, Washington, D.C. (2014).
64. M. M. Berber, A. Ustun, M. Yetkin, Static and kinematic PPP using online services: A case study in Florida. *J. Spatial Sci.* **62**, 337–352 (2017).
65. M. Malinowski, J. Kwiecień, A comparative study of Precise Point Positioning (PPP) accuracy using online services. *Rep. Geodesy Geoinform.* **102**, 15–31 (2016).
66. P. Treault, J. Kouba, P. Hroux, P. Legree, *Geomática* **59**, 17 (2005).
67. C. O. Lovejoy, Dental wear in the Libben population: Its functional pattern and role in the determination of adult skeletal age at death. *Am. J. Phys. Anthropol.* **68**, 47–56 (1985).
68. M.-L. Izanin, M. Reduron-Ballinger, H. Roche, J. Tixier, J. Feblot-Augustins, Technology and terminology of knapped stone, in *Prehistoire de la Pierre Taillée* (CREP, Nanterre, 1999).
69. C. Beck, G. T. Jones, *The Paleoarchaic Occupation of the Old River Bed Delta*, D. Madsen, D. N. Schmitt, D. Page, Eds. (The University of Utah Press, Salt Lake City, 2015), pp. 97–208.
70. J. L. Adams, *Ground Stone Analysis: A Technological Approach* (University of Utah, 2014).
71. J. Adams, Use-wear analyses on manos and hide processing stones. *J. Field Archaeol.* **15**, 307–315 (1988).
72. L. Dubreuil, L. Grosman, Ochre and hide-working at a Natufian burial place. *Antiquity* **83**, 935–954 (2009).
73. M. Julien, D. Lavallée, M. Dietz, Les sépultures préhistoriques de Telarmachay. *Bull. Inst. Fr. Estud. And.* **X**, 85–100 (1981).
74. C. J. Klink, in *Advances in Titicaca Basin Archaeology-1*, C. Stanish, A. B. Cohen, M. S. Aldenderfer, Eds. (Cotsen Institute of Archaeology at UCLA, Los Angeles, 2005), pp. 13–24.
75. N. Shamma, B. Walker, H. M. De La Torre, C. Bertrand, J. Southon, Effect of ultrafilter pretreatment, acid strength and decalcification duration on archaeological bone collagen yield. *Nucl. Instrum. Methods Phys. Res. Sect. B* **456**, 283–286 (2019).
76. M. Stuiver, H. A. Polach, Discussion reporting of ¹⁴C data. *Radiocarbon* **19**, 355–363 (1977).
77. J. Haslett, A. Parnell, A simple monotone process with application to radiocarbon-dated depth chronologies. *J. R. Stat. Soc. Ser. C. Appl. Stat.* **57**, 399–418 (2008).
78. R Core Team, *R: A Language and Environment for Statistical Computing* (R Foundation for Statistical Computing, Vienna, Austria, 2019).
79. A. Long, B. Rippeteau, Testing contemporaneity and averaging radiocarbon dates. *Am. Antiq.* **39**, 205–215 (1974).
80. E. C. Salido, P. H. Yen, K. Koprivnikar, L.-C. Yu, L. J. Shapiro, The human enamel protein gene amelogenin is expressed from both the X and the Y chromosomes. *Am. J. Hum. Genet.* **50**, 303–316 (1992).
81. J. P. Simmer, Alternative splicing of amelogenins. *Connect. Tissue Res.* **32**, 131–136 (2009).
82. J. Zhang, L. Xin, B. Shan, W. Chen, M. Xie, D. Yuen, W. Zhang, Z. Zhang, G. A. Lajoie, B. Ma, PEAKS DB: De novo sequencing assisted database search for sensitive and accurate peptide identification. *Mol. Cell. Proteomics* **11**, M111.010587 (2012).
83. P. Budd, J. Montgomery, B. Barreiro, R. G. Thomas, Differential diagenesis of strontium in archaeological human dental tissues. *Appl. Geochem.* **15**, 687–694 (2000).
84. I. Scharlotta, O. I. Gorunova, A. Weber, Micro-sampling of human bones for mobility studies: Diagenetic impacts and potentials for elemental and isotopic research. *J. Archaeol. Sci.* **40**, 4509–4527 (2013).
85. K. J. Knudson, T. A. Tung, K. C. Nystrom, T. D. Price, P. D. Fullagar, The origin of the Juch'uyupampa Cave mummies: Strontium isotope analysis of archaeological human remains from Bolivia. *J. Archaeol. Sci.* **32**, 903–913 (2005).
86. P. L. Koch, N. Tuross, M. L. Fogel, The effects of sample treatment and diagenesis on the isotopic integrity of carbonate in biogenic hydroxylapatite. *J. Archaeol. Sci.* **24**, 417–429 (1997).
87. T. B. Coplen, Guidelines and recommended terms for expression of stable-isotope-ratio and gas-ratio measurement results. *Rapid Commun. Mass Spectrom.* **25**, 2538–2560 (2011).
88. C. A. Chenery, V. Pashley, A. L. Lamb, H. J. Sloane, J. A. Evans, The oxygen isotope relationship between the phosphate and structural carbonate fractions of human bioapatite. *Rapid Commun. Mass Spectrom.* **26**, 309–319 (2012).
89. S. H. Ambrose, B. M. Butler, D. B. Hanson, R. L. Hunter-Anderson, H. W. Krueger, Stable isotopic analysis of human diet in the Marianas Archipelago, Western Pacific. *Am. J. Phys. Anthropol.* **104**, 343–361 (1997).
90. J. A. Lee-Thorp, J. C. Sealy, N. J. van der Merwe, Stable carbon isotope ratio differences between bone collagen and bone apatite, and their relationship to diet. *J. Archaeol. Sci.* **16**, 585–599 (1989).
91. T. C. O'Connell, C. J. Kneale, N. Tasevska, G. G. C. Kuhnle, The diet-body offset in human nitrogen isotopic values: A controlled dietary study. *Am. J. Phys. Anthropol.* **149**, 426–434 (2012).
92. R. Fernandes, M.-J. Nadeau, P. M. Grootes, Macronutrient-based model for dietary carbon routing in bone collagen and bioapatite. *Archaeol. Anthropol. Sci.* **4**, 291–301 (2012).
93. M. J. Miller, J. M. Capriles, C. A. Hastorf, The fish of Lake Titicaca: Implications for archaeology and changing ecology through stable isotope analysis. *J. Archaeol. Sci.* **37**, 317–327 (2010).
94. J. Grant, M. Mondini, H. O. Panarello, Carbon and nitrogen isotopic ecology of Holocene camelids in the Southern Puna (Antofagasta de la Sierra, Catamarca, Argentina): Archaeological and environmental implications. *J. Archaeol. Sci. Rep.* **18**, 637–647 (2018).
95. C. T. Sancek, H. D. Yacobaccio, H. O. Panarello, Stable isotope compositions of South American camelids in the Dry Puna of Argentina: A frame of reference for the study of prehistoric herding and hunting strategies. *J. Archaeol. Sci. Rep.* **18**, 628–636 (2018).
96. H. Yacobaccio, *The Vicuña* (Springer US, 2009), pp. 7–20.
97. J. Fernández, H. O. Panarello, Isótopos del carbono en la dieta de herbívoros y carnívoros de los andes jujeños. *Xama* **12–14**, 71–85 (2001).
98. V. R. P. Torres, A. J. A. Enciso, E. S. Porras, *The Osteology of South American Camelids (Archaeological Research Tools)* (University of California, Los Angeles, 1979), vol. 3.
99. B. M. Gilbert, *Mammalian Osteology* (Missouri Archaeological Society, Columbia, 1990).
100. J. C. Chatters, D. J. Kennett, Y. Asmerom, B. M. Kemp, V. Polyak, A. N. Blank, P. A. Beddows, E. Reinhardt, J. Arroyo-Cabrales, D. A. Bolnick, R. S. Malhi, B. J. Culleton, P. L. Erreguerena, D. Rissolo, S. Morell-Hart, T. W. Stafford Jr., Late Pleistocene human skeleton and mtDNA link Paleoamericans and modern Native Americans. *Science* **344**, 750–754 (2014).
101. E. J. Dixon, F. J. Dixon, *Bones, Boats and Bison: Archaeology and the First Colonization of Western North America* (University of New Mexico Press, Albuquerque, 1999).
102. B. Lepper, in *Kennewick Man: The Scientific Investigation of an Ancient American Skeleton*, D. W. Owsley, R. L. Jantz, Eds. (Texas A&M Univ. Press, 2014), pp. 7–29.

103. D. W. Owsley, M. A. Jodry, T. W. Stafford, C. V. Haynes, D. J. Stanford, *Arch Lake Woman: Physical Anthropology and Ge archaeology* (Texas A&M Univ. Press, 2010).
104. C. M. Santoro, V. G. Standen, B. T. Arriaza, T. D. Dillehay, Archaic funerary pattern or postdepositional alteration? The Patapatane Burial in the Highlands of South Central Andes. *Latin Am. Antiq.* **16**, 329–346 (2005).
105. A. Strauss, R. E. Oliveira, M. Grató, A. da Costa, E. Fogaça, E. Boêda, Chapter 7. Human skeletal remains from Serra da Capivara, Brazil: Review of the available evidence and report on new findings, in *New Perspectives on the Peopling of the Americas*, K. Harvati, G. Jäger, H. Reyes-Centeno, Eds. (Kerns Publishing, Tübingen, 2018), Words, Bones, Genes, Tools: DFG Center for Advanced Studies, pp. 153–171.
106. S. Lew-Levy, R. Reckin, N. Lavi, J. Cristóbal-Azkarate, K. Ellis-Davies, How do hunter-gatherer children learn subsistence skills? *Hum. Nat.* **28**, 367–394 (2017).
107. P. J. Reimer, E. Bard, A. Bayliss, J. W. Beck, P. G. Blackwell, C. B. Ramsey, C. E. Buck, H. Cheng, R. L. Edwards, M. Friedrich, P. M. Grootes, T. P. Guilderson, H. Hafidason, I. Hajdas, C. Hatté, T. J. Heaton, D. L. Hoffmann, A. G. Hogg, K. A. Hughes, K. F. Kaiser, B. Kromer, S. W. Manning, M. Niu, R. W. Reimer, D. A. Richards, E. M. Scott, J. R. Southon, R. A. Staff, C. S. M. Turney, J. van der Plicht, *IntCal13 and Marine13 radiocarbon age calibration curves 0–50,000 years cal BP. Radiocarbon* **55**, 1869–1887 (2013).
108. L. Fehren-Schmitz, B. Llamas, S. Lindauer, E. Tomasto-Cagigao, S. Kuzminsky, N. Rohland, F. R. Santos, P. Kaulicke, G. Valverde, S. M. Richards, S. Nordenfelt, V. Seidenberg, S. Mallick, A. Cooper, D. Reich, W. Haak, *A re-appraisal of the Early Andean human remains from Lauricocha in Peru. PLOS ONE* **10**, e0127141 (2015).
109. B. A. Potter, J. D. Irish, J. D. Reuther, C. Gelvin-Reymiller, V. T. Holliday, A terminal Pleistocene child cremation and residential structure from Eastern Beringia. *Science* **331**, 1058–1062 (2011).
110. J. V. Moreno-Mayar, B. A. Potter, L. Vinner, M. Steinrücken, S. Rasmussen, J. Terhorst, J. A. Kamm, A. Albrechtsen, A.-S. Malaspinas, M. Sikora, J. D. Reuther, J. D. Irish, R. S. Malhi, L. Orlando, Y. S. Song, R. Nielsen, D. J. Meltzer, E. Willerslev, Terminal Pleistocene Alaskan genome reveals first founding population of Native Americans. *Nature* **553**, 203–207 (2018).
111. J. A. Tuck, R. J. McGhee, An Archaic Indian Burial Mound in Labrador. *Sci. Am.* **235**, 122–129 (1976).
112. J. S. Cybulski, D. E. Howes, J. C. Haggarty, M. Eldridge, An early human skeleton from South-Central British Columbia: Dating and bioarchaeological inference. *Can. J. Archaeol.* **5**, 49–59 (1981).
113. B. A. Hicks, *Marmes Rockshelter: A Final Report on 11,000 Years of Cultural Use* (Washington State Univ. Press, Pullman, 2004).
114. G. Huckleberry, C. Gustafson, S. Gibson, Stratigraphy and site formation processes, in *Marmes Rockshelter: A Final Report on 11,000 Years of Cultural Use*, B. A. Hicks, Ed. (Washington State Univ. Press, Pullman, 2004), pp. 77–121.
115. D. W. Owsley, R. L. Jantz, *Kennewick Man: The Scientific Investigation of an Ancient American Skeleton* (Texas A&M Univ. Press, 2014).
116. T. W. Stafford Jr., in *Arch Lake Woman: Physical Anthropology and Ge archaeology*, D. W. Owsley, M. A. Jodry, T. W. Stafford Jr., C. V. Haynes Jr., D. J. Stanford, Eds. (Texas A&M Univ. Press, 2010), chap. 3, pp. 59–89.
117. J. C. Chatters, The recovery and first analysis of an Early Holocene human skeleton from Kennewick, Washington. *Am. Antiq.* **65**, 291–316 (2000).
118. P. J. Wilke, J. J. Flenniken, T. L. Ozburn, Clovis Technology at the Anzick Site, Montana. *J. Calif. Gt. Basin Anthropol.* **13**, 242–272 (1991).
119. J. E. Morrow, S. J. Fiedel, New radiocarbon dates for the Clovis component of the Anzick site, Park County, Montana, in *Paleoindian Archaeology: A Hemispheric Perspective*, J. E. Morrow, C. Gnecchi, Eds. (University Press of Florida, Gainesville, 2006), pp. 123–138.
120. M. Rasmussen, S. L. Anzick, M. R. Waters, P. Skoglund, M. DeGiorgio, T. W. Stafford Jr., S. Rasmussen, I. Moltke, A. Albrechtsen, S. M. Doyle, G. D. Poznik, V. Gudmundsdottir, R. Yadav, A.-S. Malaspinas, S. S. White V, M. E. Allentoft, O. E. Cornejo, K. Tambets, A. Eriksson, P. D. Heintzman, M. Karmin, T. S. Korneliusen, D. J. Meltzer, T. L. Pierre, J. Stenderup, L. Saag, V. M. Warmuth, M. C. Lopes, R. S. Malhi, S. Brunak, T. Sicheritz-Ponten, I. Barnes, M. Collins, L. Orlando, F. Ballou, A. Manica, R. Gupta, M. Metspalu, C. D. Bustamante, M. Jakobsson, R. Nielsen, E. Willerslev, The genome of a Late Pleistocene human from a Clovis burial site in western Montana. *Nature* **506**, 225–229 (2014).
121. A. E. Jenks, The discovery of an Ancient Minnesota maker of Yuma and Folsom flints. *Science* **80**, 205 (1934).
122. A. E. Jenks, *Minnesota's Browns Valley Man and Associated Burial Artifacts* (American Anthropological Association, Menasha, 1937).
123. J. F. Powell, D. G. Steele, Diet and health of Paleoindians: An examination of early Holocene human dental remains, in *Paleonutrition: The Diet and Health of Prehistoric Americans*, K. Sobolik, Ed. (Center for Archaeological Investigations, Southern Illinois University at Carbondale, Carbondale, 1994), pp. 178–194.
124. R. J. Mason, C. Irwin, An Eden-Scottsbluff Burial in Northeastern Wisconsin. *Am. Antiq.* **26**, 43–57 (1960).
125. D. F. Morse, P. A. Morse, *Archaeology of the Central Mississippi Valley* (Elsevier, San Diego, 1983), pp. xix–xx.
126. C. S. Jazwa, G. M. Smith, R. L. Rosencrance, D. G. Duke, D. Stueber, Reassessing the radiocarbon date from the Buhl Burial from South-Central Idaho and its relevance to the Western Stemmed Tradition–Clovis Debate in the Intermountain West, in *American Antiquity* (Cambridge Univ. Press, 2020), pp. 1–10.
127. D. B. Deller, C. J. Ellis, Crowfield: A preliminary report on a probable Paleo-Indian cremation in Southwestern Ontario. *Archaeol. East. North Am.* **12**, 41–71 (1984).
128. D. S. Brose, F. Prior, The Squaw Rockshelter (33CU34): A stratified Archaic deposit in Cuyahoga County. *Kirtlandia* **44**, 17–53 (1989).
129. F. Prior, Skeletal remains from Squaw Rockshelter. *Kirtlandia* **44**, 55–58 (1989).
130. J. M. Adovasio, J. D. Gunn, J. Donahue, R. Stuckenrath, Meadowcroft Rockshelter, 1977: An overview. *Am. Antiq.* **43**, 632–651 (1978).
131. P. W. Sciulli, Human remains from Meadowcroft Rockshelter, Washington County, Southwestern Pennsylvania, in *Meadowcroft: Collected Papers on the Archaeology of Meadowcroft Rockshelter and the Cross Creek Drainage*, R. C. Carlisle, J. M. Adovasio, Eds. (University of Pittsburgh, Department of Anthropology, ed. 4, 1984), pp. 175–185.
132. J. M. Adovasio, J. D. Gunn, J. Donahue, R. Stuckenrath, J. E. Guilday, K. Volman, Yes Virginia, it really is that old: A reply to Haynes and Mead. *Am. Antiq.* **45**, 588–595 (1980).
133. J. M. Adovasio, J. Donahue, R. Stuckenrath, Never say never again: Some thoughts on could haves and might haves. *Am. Antiq.* **57**, 327–331 (1992).
134. K. B. Tankersley, C. A. Munson, Comments on the Meadowcroft Rockshelter radiocarbon chronology and the recognition of coal contaminants. *Am. Antiq.* **57**, 321–326 (1992).
135. C. V. Haynes, Paleoindian charcoal from Meadowcroft Rockshelter: Is contamination a problem? *Am. Antiq.* **45**, 582–587 (1980).
136. R. L. Kelly, A comment on the pre-Clovis deposits at Meadowcroft Rockshelter. *Quatern. Res.* **27**, 332–334 (1987).
137. A. Dansie, Early Holocene burials in Nevada: Overview of localities, research and legal issues. *Nevada Hist. Soc. Quart.* **40**, 4–14 (1997).
138. P. C. Orr, *Pleistocene Man in Fishbone Cave, Pershing County, Nevada* (Nevada State Museum, Carson City, 1956).
139. C. Mosch, P. J. Watson, The ancient explorer of Hourglass Cave. *Evol. Anthropol.* **5**, 111–115 (1996).
140. D. Rhode, K. D. Adams, R. G. Elston, in *GSA Field Guide 2: Great Basin and Sierra Nevada*, R. A. Levich, R. M. Linden, R. L. Patterson, J. S. Stuckless, Eds. (Geological Society of America, 2000), pp. 45–74.
141. S. M. Wheeler, Cave burials near Fallon, Nevada. *Nevada Hist. Soc. Quart.* **40**, 15–23 (1997).
142. D. R. Tuohy, A. J. Dansie, New information regarding early Holocene manifestations in the western Great Basin. *Nevada Hist. Soc. Quart.* **40**, 24–53 (1997).
143. D. L. Kirner, R. Burky, K. Selsor, D. George, R. E. Taylor, J. R. Southon, Dating the spirit cave mummy: The value of reexamination. *Nevada Hist. Soc. Quart.* **40**, 54–56 (1997).
144. J. A. Brown, R. K. Vierra, What happened in the Middle Archaic? Introduction to an ecological approach to Koster Site archaeology, in *Archaic Hunters and Gatherers in the American Midwest* (Left Coast Press, Walnut Creek, 2009), pp. 165–195.
145. T. G. Cook, *Koster, an Artifact Analysis of Two Archaic Phases in Westcentral Illinois* (Northwestern Univ. Archeological Program, Evanston, 1976).
146. J. E. Ericson, R. Berger, Late Pleistocene American obsidian tools. *Nature* **249**, 824–825 (1974).
147. C. H. Tomak, Jerger: An early archaic mortuary site in Southwestern Indiana. *Proc. Indiana Acad. Sci.* **88**, 62–69 (1979).
148. J. Chapman, The Archaic Period in the Lower Little Tennessee River Valley: The Radiocarbon Dates. *Tenn. Anthropol.* **1**, 1–12 (1976).
149. D. S. Miller, *From Colonization to Domestication: Population, Environment, and the Origins of Agriculture in Eastern North America* (The University of Utah Press, Salt Lake City, 2018).
150. D. G. Anderson, A. M. Smallwood, D. S. Miller, Pleistocene human settlement in the Southeastern United States: Current evidence and future directions. *PaleoAmerica* **1**, 7–51 (2015).
151. E. A. Hargrave, The bioarchaeology of midwestern archaic rockshelters 30 years later revisiting modoc rockshelter, randolph county, illinois (2015). Poster presented at the 84th Annual Meeting of the American Association of Physical Anthropologists, St. Louis.
152. S. A. Ahler, Stratigraphy and radiocarbon chronology of modoc rock shelter, Illinois. *Am. Antiq.* **58**, 462–489 (1993).
153. S. T. Mocas, An instance of middle archaic mortuary activity in Western Kentucky. *Tenn. Anthropol.* **10**, 76–91 (1985).
154. A. C. Goodyear, The chronological position of the dalton horizon in the Southeastern United States. *Am. Antiq.* **47**, 382–395 (1982).
155. D. F. Morse, *Sloan: A Paleoindian Dalton Cemetery in Arkansas* (University of Arkansas Press, ed. 2017, 1997).
156. J. C. Merriam, Preliminary report on the discovery of human remains in an asphalt deposit at rancho la brea. *Science* **40**, 198–203 (1914).
157. A. L. Kroeber, The Rancho La Brea Skull. *Am. Antiq.* **27**, 416–417 (1962).
158. B. T. Fuller, J. R. Southon, S. M. Fahrni, J. M. Harris, A. B. Farrell, G. T. Takeuchi, O. Nehlich, M. P. Richards, E. J. Guiry, R. E. Taylor, Tar Trap: No evidence of domestic dog burial with “La Brea Woman”. *PaleoAmerica* **2**, 56–59 (2016).

159. P. C. Orr, Arlington springs man. *Science* **135**, 219 (1962).
160. P. C. Orr, The arlington spring site, Santa Rosa Island, California. *Am. Antiq.* **27**, 417–419 (1962).
161. J. R. Johnson, T. W. J. Stafford, H. O. Ajje, D. P. Morris, *Proceedings of the Fifth California Islands Symposium: 29 March to 1 April 1999* (Santa Barbara Museum of Natural History, Santa Barbara, 2002), chap. Arlington Springs revisited, pp. 541–545.
162. A. Lawler, Satellites track heritage loss across Syria and Iraq. *Science* **346**, 1162–1163 (2014).
163. V. T. Holliday, D. J. Meltzer, Geoarchaeology of the Midland (Paleoindian) Site, Texas. *Am. Antiq.* **61**, 755–771 (1996).
164. T. D. Stewart, *The Midland Discovery*, F. Wendorf, Ed. (University of Texas Press, Austin, 1955), pp. 77–90.
165. A. J. Redder, J. W. Fox, Excavation and positioning of the horn shelter's burial and grave goods. *Central Texas Archaeol.* **11**, 1–10 (1988).
166. D. Young, S. Patrick, D. G. Steele, *Plains Anthropol.* **32**, 275 (2017).
167. M. A. Jodry, D. W. Owsley, *Kennewick Man: The Scientific Investigation of an Ancient American Skeleton*, D. W. Owsley, R. L. Jantz, Eds., Peopling of the Americas Publications (Texas A&M Univ. Press, College Station, 2014), pp. 549–604.
168. M. R. Waters, Sulphur springs woman: An early human skeleton from Southeastern Arizona. *Am. Antiq.* **51**, 361–365 (1986).
169. M. D. Collins, *Wilson-Leonard an 11,000-year Archeological Record of Hunter-gatherers in Central Texas, Volume I: Introduction, Background, and Syntheses*, no. 31 in Studies in Archeology (The University of Texas at Austin, Austin, 1998).
170. J. Guy, *Wilson-Leonard an 11,000-year Archeological Record of Hunter-gatherers in Central Texas, Volume IV: Archeological Features and Technical Analyses*, M. D. Collins, Ed., no. 31 in Studies in Archeology (The University of Texas at Austin, Austin, 1998), chap. 26, pp. 1067–1212.
171. G. Steele, *Wilson-Leonard an 11,000-year Archeological Record of Hunter-gatherers in Central Texas, Volume V: Special Studies*, M. D. Collins, Ed., no. 31 in Studies in Archeology (The University of Texas at Austin, Austin, 1998), chap. 31, pp. 1441–1458.
172. B. Bousman, *Wilson-Leonard an 11,000-year Archeological Record of Hunter-gatherers in Central Texas, Volume I: Introduction, Background, and Syntheses*, M. D. Collins, Ed., no. 31 in Studies in Archeology (The University of Texas at Austin, Austin, 1998), chap. 8, pp. 161–210.
173. S. A. Turpin, L. C. Bement, Archaeological investigations in seminole sink. In: seminole Sink: Excavation of a vertical shaft tomb, val verde county, Texas, compiled by S.A. Turpin. *Plains Anthropol. Mem.* **33**, 19–36 (1988).
174. M. Marks, J. C. Rose, E. L. Buie, Bioarchaeology of seminole sink. *Plains Anthropol.* **33**, 75–116 (1988).
175. L. C. Bement, S. A. Turpin, Archaeological investigations in seminole sink. In: Seminole sink: Excavation of a vertical shaft tomb, val verde county, Texas, compiled by S.A. Turpin. *Plains Anthropol. Mem.* **33**, 19–36 (1988).
176. D. N. Dickel, *Windover: Multidisciplinary investigations of an Early Archaic Florida cemetery*, Florida Museum of Natural History Ripley P. Bullen Series (University Press of Florida, Gainesville, 2002), chap. Analysis of mortuary patterns, pp. 73–96.
177. G. H. Doran, *Windover: Multidisciplinary Investigations of an Early Archaic Florida cemetery*, Florida Museum of Natural History Ripley P. Bullen Series (University Press of Florida, Gainesville, 2002), chap. The Windover radiocarbon chronology, pp. 59–72.
178. T. Penders, *Windover: Multidisciplinary Investigations of an Early Archaic Florida cemetery*, Florida Museum of Natural History Ripley P. Bullen Series (University Press of Florida, Gainesville, 2002), chap. Bone, antler, dentary, and lithic artifacts, pp. 97–120.
179. R. K. Wentz, J. A. Gifford, Florida's deep past: The bioarchaeology of Little Salt Spring (8S018) and its place among mortuary ponds of the Archaic. *Southeast. Archaeol.* **26**, 330–337 (2007).
180. C. J. Clausen, A. D. Cohen, C. Emiliani, J. A. Holman, J. J. Stipp, Little Salt Spring, Florida: A unique underwater site. *Science* **203**, 609–614 (1979).
181. C. J. Clausen, H. K. Brooks, A. B. Wesolowsky, The early man site at warm mineral spring, Florida. *J. Field Archaeol.* **2**, 191–214 (1975).
182. R. Carr, *Digging Miami* (University Press of Florida, Gainesville, 2012).
183. M. Dolzani, Center for the study of early man, in *Mammoth Trumpet* (University of Maine of Orono, 1986), vol. 2.
184. A. H. González González, C. R. Sandoval, A. T. Mata, M. B. Sanvicente, W. Stinnesbeck, J. Aviles O, M. de los Ríos, E. Acevez, The Arrival of Humans on the Yucatan Peninsula: Evidence from Submerged Caves in the State of Quintana Roo, Mexico, in *Current Research in the Pleistocene* (2008), vol. 25.
185. S. R. Stinnesbeck, W. Stinnesbeck, A. Terrazas Mata, J. Avilés Olguín, M. Benavente Sanvicente, P. Zell, E. Frey, S. Lindauer, C. Rojas Sandoval, A. Velázquez Morlet, E. Acevez Nuñez, A. González González, The Muklan cave near Tulum, Mexico: An early-Holocene funeral site on the Yucatán peninsula. *Holocene* **28**, 1992–2005 (2018).
186. S. Gonzalez, D. Huddart, I. Israde-Alcántara, G. Domínguez-Vázquez, J. Bischoff, N. Felstead, Paleoindian sites from the Basin of Mexico: Evidence from stratigraphy, tephrochronology and dating. *Quat. Int.* **363**, 4–19 (2015).
187. S. Gonzalez, J. C. Jiménez-López, R. Hedges, D. Huddart, J. C. Ohman, A. Turner, J. A. P. y. Padilla, Earliest humans in the Americas: New evidence from México. *J. Hum. Evol.* **44**, 379–387 (2003).
188. A. Romano, *México: Panorama Histórico y Cultural* (Instituto Nacional de Antropología e Historia, Mexico City, 1974), vol. 3 of *Antropología física época prehispánica*, chap. Restos óseos humanos precerámicos de México, pp. 29–81.
189. A. M. Groot de Mahecha, *Checuá: Una Secuencia Cultural Entre 8500 y 3000 Años Antes Del Presente* (Fundación de Investigaciones Arqueológicas Nacionales, Banco de la Republica, Bogotá, 1992).
190. W. A. Neves, M. Hubbe, G. Correal, Human skeletal remains from Sabana de Bogotá, Colombia: A case of Paleoamerican morphology late survival in South America? *Am. J. Phys. Anthropol.* **133**, 1080–1098 (2007).
191. G. Correal Urrego, *Investigaciones arqueológicas en abrigos rocosos de Nemocn y Sueva* (Fundación de Investigaciones Arqueológicas Nacionales, Banco de la República, Bogotá, ed. 1, 1979).
192. G. I. Ardila C, *Chía: Un Sitio Precerámico en la Sabana de Bogotá* (Fundación de Investigaciones Arqueológicas Nacionales, Banco de la República, Bogotá, 1984).
193. G. Correal Urrego, T. van der Hammen, *Investigaciones Arqueológicas En Los Abrigos Rocosos Del Tequendama: 12.000 Años De Historia Del Hombre y Su Medio Ambiente En La Altiplanicie De Bogotá*, vol. 1 of *Biblioteca Banco Popular, Premios de arqueología* (Fondo de Promoción de la Cultura del Banco Popular, Bogotá, 1977).
194. G. Correal Urrego, Patrones mortuorios en cazadores recolectores del pleistoceno y holoceno en Colombia. *Chungará* **33**, 37–42 (2001).
195. K. E. Stothert, The Preceramic Las Vegas Culture of Coastal Ecuador. *Am. Antiq.* **50**, 613–637 (1985).
196. D. H. Ubelaker, Human Skeletal Remains from Site OGSE-80, A Preceramic Site on the Sta. Elena Peninsula, Coastal Ecuador, A Preceramic Site on the Sta. Elena Peninsula, Coastal Ecuador. *J. Wash. Acad. Sci.* **70**, 3–24 (1980).
197. J. Rossen, T. D. Dillehay, Bone cutting, placement, and cannibalism?: Middle preceramic mortuary patterns of nanchoc, northern peru. *Chungará (Arica)* **33**, 10.4067/S0717-73562001000100010, (2001).
198. T. D. Dillehay, P. J. Netherly, J. Rossen, Middle Preceramic Public and Residential Sites on the Forested Slope of the Western Andes, Northern Peru. *Am. Antiq.* **54**, 733–759 (1989).
199. C. Chauchat, J. P. Lacombe, El hombre de Paján: El más antiguo peruano? *Gaceta Arqueológica Andina* **11**, 4–6 (1984).
200. C. Chauchat, *Prehistoria de la costa norte del Perú: El Pajánense de Cupisnique, Travaux de l'Institut français d'études andines* (Instituto Francés de Estudios Andinos, Lima, Per, 2006).
201. P. E. Peyre, *Musees/Homme* **1**, 49 (1993).
202. M. Hubbe, W. A. Neves, H. L. do Amaral, N. Guidon, "Zuzu" strikes again—Morphological affinities of the early holocene human skeleton from Toca dos Coqueiros, Piauí, Brazil. *Am. J. Phys. Anthropol.* **134**, 285–291 (2007).
203. A. Cardich, *Lauricocha: Fundamentos para una prehistoria de los Andes Centrales*, no. III in *Studia Paehistorica* (Centro Argentino de Estudios Prehistóricos, Buenos Aires, 1964).
204. F. Engel, S. Genoves, On early man in the americas. *Curr. Anthropol.* **10**, 225 (1969).
205. F. Engel, Exploration of the Chilca Canyon, Peru. *Curr. Anthropol.* **11**, 55–58 (1970).
206. D. E. Beynon, M. I. Siegel, Ancient human remains from Central Peru. *Am. Antiq.* **46**, 167–178 (1981).
207. K. Rademaker, G. Hodgins, K. Moore, S. Zarrillo, C. Miller, G. R. M. Bromley, P. Leach, D. A. Reid, W. Y. Álvarez, D. H. Sandweiss, Paleoindian settlement of the high-altitude Peruvian Andes. *Science* **346**, 466–469 (2014).
208. M. Francken, J. Beier, H. Reyes-Centeno, K. Harvati, K. Rademaker, *New Perspectives on the Peopling of the Americas* (Kerns Publishing, 2018), chap. The human skeletal remains from the Cuncaicha Rockshelter, Peru, pp. 125–152.
209. T. Delabarde, D. Lavallée, A. B. Nos, M. Julien, Descubrimiento de un entierro del Arcaico Temprano en el sur del Perú. *Bulletin de l'Institut français d'études andines* **38**, 939–946 (2009).
210. D. Lavallée, M. Julien, P. Béarez, A. Bolaños, M. Carré, A. Chevalier, T. Delabarde, M. Fontugne, C. Rodríguez-Loredo, L. Klaric, P. Usselman, y. M. Vanhaeren, Quebrada de los burros: Los primeros pescadores del litoral pacífico en el extremo sur peruano. *Chungará* **43**, 333–351 (2011).
211. M. J. Allison, G. Focacci, B. Arriaza, V. Standen, M. Rivera, J. M. Lowenstein, Chinchorro, momias de preparación complicada: Métodos de preparación. *Chungara* **13**, 155–173 (1984).
212. W. A. Neves, M. Hubbe, Cranial morphology of early Americans from Lagoa Santa, Brazil: Implications for the settlement of the New World. *Proc. Natl. Acad. Sci. U.S.A.* **102**, 18309–18314 (2005).
213. W. A. Neves, A. Prous, R. González-José, R. Kipnis, J. Powell, Early Holocene human skeletal remains from Santana do Riacho, Brazil: Implications for the settlement of the New World. *J. Hum. Evol.* **45**, 19–42 (2003).
214. A. C. Aufderheide, I. Muñoz, B. Arriaza, Seven Chinchorro mummies and the prehistory of northern Chile. *Am. J. Phys. Anthropol.* **91**, 189–201 (1993).

215. M. Fontugne, New Radiocarbon Ages of Luzia Woman, Lapa Vermelha IV Site, Lagoa Santa, Minas Gerais, Brazil. *Radiocarbon* **55**, 1187–1190 (2013).
216. J. Feathers, R. Kipnis, L. Piló, M. Arroyo-Kalin, D. Coblenz, How old is Luzia? Luminescence dating and stratigraphic integrity at Lapa Vermelha, Lagoa Santa, Brazil. *Geoarchaeology* **25**, 395–436 (2010).
217. A. Strauss, R. E. Oliveira, D. V. Bernardo, D. C. Salazar-García, S. Talamo, K. Jaouen, M. Hubbe, S. Black, C. Wilkinson, M. P. Richards, A. G. M. Araujo, R. Kipnis, W. A. Neves, The Oldest Case of Decapitation in the New World (Lapa do Santo, East-Central Brazil). *PLoS ONE* **10**, e0137456 (2015).
218. W. Hurt, The cultural complexes from the Lagoa Santa region Brazil. *Am. Anthropol.* **62**, 569–585 (1960).
219. W. Neves, R. González-José, M. Hubbe, R. Kipnis, A. Araujo, O. Blasi, Early Holocene human skeletal remains from Cerca Grande, Lagoa Santa, Central Brazil, and the origins of the first Americans. *World Archaeol.* **36**, 479–501 (2004).
220. W. A. Neves, M. Hubbe, D. Bernardo, A. Strauss, A. Araujo, R. Kipnis, *Paleoamerican Odyssey* (Texas A&M University Press, 2014), chap. Early Human Occupation of Lagoa Santa, Eastern Central Brazil: Craniometric Variation of the Initial Settlers of South America, pp. 397–412.
221. H. V. Walter, A. Catholdo, A. Mattos, *The Confins Man: A Contribution to the Study of Early Man in South America* (J.B. Lippincott Company, London, 1937), chap. The Confins man: a contribution to the study of early man in South America, pp. 341–348. OCLC: 38644500.
222. J. A. Kulemeyer, L. C. Lupo, J. J. Kulemeyer, L. R. Laguna, Desarrollo Paleoeológico Durante las ocupaciones humanas del precerámico del Norte de la Puna Argentina, in *Beitrag zur quartären Landschaftsentwicklung Südamerikas*, K. Garleff, Ed. (Bamberg, Germany, Bamberger Geographische Schriften, 1999), vol. 65, pp. 233–255.
223. M. I. Hernández Llosas, *Estudios sociales del NOA* (Instituto Interdisciplinario Tilcara, Tilcara, 2000), vol. 2, pp. 167–224.
224. M. A. Costa-Junqueira, Modalidades de enterramientos humanos arcaicos en el norte de Chile. *Chungara* **33**, 55–62 (2001).
225. A. A. Fernández Distel, Las Cuevas de Huachichocana, su posición dentro del precerámico con agricultura incipiente del Noroeste Argentino. *Beitrag zur allgemeinen und vergleichenden Archologie* **8**, 353–430 (1986).
226. J. G. Martínez, M. Mondini, E. L. Pintar, M. C. Reigadas, *Arqueóloga Argentina en el bicentenario de la revolución de Mayo*, J. R. Brcena, H. Chiavazza, Eds. (Consejo Nacional de Investigaciones Científicas y Técnicas, Mendoza, 2010).
227. J. G. Martínez, *Southbound: Late Pleistocene Peopling of Latin America*, L. Miotti, Ed. (Center for Study of the First Americans, College Station, Tex., 2012), pp. 111–114.
228. G. Castillo G., A. Rodríguez O., *Museo Arqueológico La Serena–Chile* (1978), pp. 125–144.
229. G. Rojas, R. Stehberg, E. Espillaga, A. Prieto, Diagrama de correlación de hallazgos bióticos, abióticos y cronológicos de Caverna Piuquenes. *Chungará (Arica)* **36**, 547–550 (2004).
230. J. M. Ramírez, N. Hermosilla, A. Jerardino, J. C. Castilla, *Actas del XI Congreso Nacional de Arqueología Chilena* (Museo Nacional de Historia Natural y Sociedad Chilena de Arqueología, Santiago, 1991), vol. III, pp. 81–93.
231. J. Kaltwasser, A. M. y. J. Munizaga, Cementerio del período Arcaico en Cuchipuy. *Revista Chilena de Antropología* **3**, 109–23 (1980).
232. F. Mena, O. Reyes, Esqueletos humanos del Arcaico Temprano en el margen occidental de la estepa Centro-patagónica (Cueva Baño Nuevo, XI Región). *Boletín de la Sociedad Chilena de Arqueología* **25**, 19–24 (1998).
233. F. Mena L., O. Reyes B., T. W. Stafford Jr., J. Southon, Early human remains from Baño Nuevo-1 cave, central Patagonian Andes, Chile. *Quat. Int.* **109–110**, 113–121 (2003).
234. J. R. Munizaga, *Homenaje al Dr. Gustavo Le Paige, SJ, G. Le Paige*, Ed. (Universidad del Norte, 1976), pp. 19–30.
235. W. A. Neves, J. F. Powell, E. G. Ozolins, Extra-continental morphological affinities of Pali Aike, southern Chile. *Interiencia* **24**, 258–263 (1999).
236. M. Aldenderfer, N. M. Craig, R. J. Speakman, R. Popelka-Filcoff, Four-thousand-year-old gold artifacts from the Lake Titicaca basin, southern Peru. *Proc. Natl. Acad. Sci. U.S.A.* **105**, 5002–5005 (2008).
237. J. Lindo, R. Haas, C. Hofman, M. Apata, M. Moraga, R. A. Verdugo, J. T. Watson, C. Viviano Llave, D. Witonsky, C. Beall, C. Warinner, J. Novembre, M. Aldenderfer, A. di Rienzo, The genetic prehistory of the Andean highlands 7000 years BP through European contact. *Sci. Adv.* **4**, eaau4921 (2018).
238. S. A. Brandt, K. Weedman Arthur, *Le travail du cuir de la préhistoire à nos jours*, XXII^e rencontres internationales d'archéologie et d'histoire d'Antibes (Editions APDCA, 2002), chap. The ethnoarchaeology of hideworking and stone tool use in Konso, southern Ethiopia: an introduction, pp. 113–129.
239. K. Weedman Arthur, Feminine knowledge and skill reconsidered: Women and flaked stone tools. *Am. Anthropol.* **112**, 228–243 (2010).
240. M. S. Aldenderfer, *Montane Foragers* (University of Iowa Press, 1998).
241. P. de Souza, *Temporalidad, interacción y dinamismo cultural. búsqueda del hombre: homenaje al Dr. Lautaro Núñez Atencio* (Universidad Católica del Norte, Antofagasta, 2010), pp. 1–37.
242. P. Soto-Heim, *Chungará* (1987), pp. 129–213.
243. R. K. Hofmann, *El manejo de la vicuña silvestre*, no. v. 1 in *El manejo de la vicuña silvestre* (Sociedad Alemana de Cooperación Técnica, 1983).

Acknowledgments: M. Aldenderfer (UC Merced), C. Darwent (UC Davis), L. Hayes (Wayne State), S. Miller (Mississippi State), T. Surovell (University of Wyoming), G. Wada (UC Davis), and three anonymous reviewers offered insights and comments on various phases of the analysis. Members of the community of M. Fasiri, V. Incacoña Huaraya, A. Pilco Quispe, M. Incacoña Huaraya, B. Matthews, B. Hull (UC Davis), L. Pratt (Michigan State), and S. Byrd (UC Davis) assisted with fieldwork. J. Chalcha Saraza provided the line art for artifact illustrations. R. Paul and A. Booth (UC Davis) digitized the artifacts and burial maps. D. Caillaud and M. Grote (UCD) offered statistical advice. D. Caillaud also provided French translation of Telarmachay manuscripts. Three anonymous reviewers contributed feedback. **Funding:** This work was supported by the University of California, Davis. T.B. and G.P. acknowledge support from the NSF (no. BCS-1825022). **Author contributions:** R.H. designed the research and wrote the main text. R.H. and C.V.L. directed the excavation. J.W. conducted the osteological analysis. T.B. and G.P. conducted the amelogenin protein analysis. J.S. conducted the radiocarbon dating. J.C.C. and J.E. conducted the stable isotope analysis. S.N. conducted the faunal analysis. K.S. and R.H. conducted the lithic analysis. R.H. conducted the burial meta-analysis. **Competing interests:** A patent based on the proteomic sex estimation concept used in this study has been awarded (U.S. 8,877,455 B2, Australian Patent 2011229918, Canadian Patent CA 2794248, and European Patent EP11759843.3, GP inventor). The patent is owned by Parker Proteomics LLC. Protein-Based Identification Technologies LLC (PBIT) has an exclusive license to develop the intellectual property and is co-owned by the Utah Valley University and G.P. This ownership of PBIT and associated intellectual property does not alter policies on sharing data and materials. These financial conflicts of interest are administered by the Research Integrity and Compliance Office, Office of Research at the University of California, Davis to ensure compliance with the University of California Policy. The authors declare that they have no other competing interests. **Data and materials availability:** All data needed to evaluate the conclusions in the paper are present in the paper and/or the Supplementary Materials. Additional data related to this paper may be requested from the authors.

Submitted 29 June 2020

Accepted 18 September 2020

Published 4 November 2020

10.1126/sciadv.abd0310

Citation: R. Haas, J. Watson, T. Buonasera, J. Southon, J. C. Chen, S. Noe, K. Smith, C. V. Llave, J. Eerkens, G. Parker, Female hunters of the early Americas. *Sci. Adv.* **6**, eabd0310 (2020).