

# UC Santa Barbara

## UC Santa Barbara Previously Published Works

### Title

Silver-catalyzed stereoselective formation of glycosides using glycosyl ynenates as donors

### Permalink

<https://escholarship.org/uc/item/1476312s>

### Journal

Chemical Communications, 54(62)

### ISSN

1359-7345

### Authors

Dong, Xu  
Chen, Li  
Zheng, Zhitong  
et al.

### Publication Date

2018-08-11

### DOI

10.1039/c8cc02494d

Peer reviewed



Published in final edited form as:

*Chem Commun (Camb)*. 2018 August 11; 54(62): 8626–8629. doi:10.1039/c8cc02494d.

## Silver-Catalyzed Stereoselective Formation of Glucosides Using Glucosyl Ynenoates as Donors

Xu Dong<sup>a</sup>, Li Chen<sup>a,b</sup>, Zhitong Zheng<sup>b</sup>, Xu Ma<sup>b</sup>, Zaigang Luo<sup>b</sup>, and Liming Zhang<sup>b</sup>

<sup>a</sup>State Key Laboratory and Institute of Elemento-Organic Chemistry, College of Chemistry, Nankai University, Tianjin 300071, P. R. China

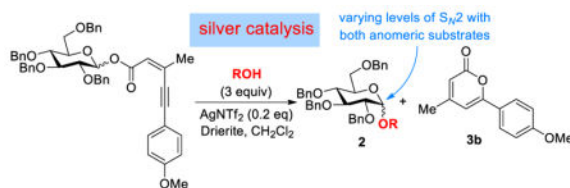
<sup>b</sup>Department of Chemistry and Biochemistry, University of California, Santa Barbara, CA 93106

### Abstract

A silver-catalyzed glycosylation reaction employing readily accessible and stable glucosyl ynenoates is developed. The reactions are mostly high yielding and exhibit varying levels of stereoinversion at the anomeric position. Comparing to the established and versatile Yu's gold catalysis, this chemistry features the use of substantially cheaper AgNTf<sub>2</sub>.

### Graphical Abstract

Developed is a silver-catalyzed glycosylation reaction employing readily accessible and stable glucosyl ynenoates and exhibiting mostly highly yielding.



Yu's *o*-alkynylbenzoate strategy (Scheme 1A)<sup>1</sup> enables highly efficient glycosylation under exceptionally mild gold catalysis conditions and has served as an enabling technology in the synthesis of polysaccharides and glycoconjugates including trioxacarcin D,<sup>2</sup> (-)-spinosyn A,<sup>3</sup> and mannopeptimycin  $\alpha$ <sup>4</sup> due to the avoidance of harsh acidic conditions and the use of shelf stable glucosyl carboxylates. Conventional glycosylation strategies do not work well in these circumstances.<sup>3-4</sup>

Despite the remarkable success with Yu's method and other related developments,<sup>5</sup> there are still potential issues, which are: a) the often high loadings (typically 10 mol% or more) of gold catalysts. While the addition of HOTf (10 mol%) can decrease catalyst loadings down to 0.1 mol%,<sup>6</sup> it would likely be incompatible with acid labile functional groups;<sup>2</sup> b) due to the high price of the metal, this gold catalysis is expensive to scale up; c) due to the acidic

Electronic Supplementary Information (ESI) available: [details of any supplementary information available should be included here].  
See DOI: 10.1039/x0xx00000x

### Conflicts of interest

There are no conflicts to declare.

nature of the gold catalysts, basic functional groups will in general require higher catalyst loadings (as in the case of spinosyn A<sup>3</sup> where 2 equiv. of Ph<sub>3</sub>PAuCl are used due to the presence of a basic NMe<sub>2</sub>), making the chemistry cost prohibitive; d) the anomeric selectivity mostly relies on substrate structures, and the S<sub>N</sub>2 mode achieved so far is limited.<sup>1c,7</sup>

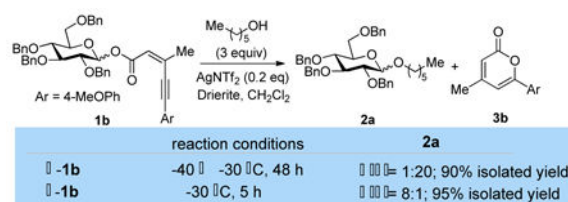
Outside the extensive work by Yu on the glycosyl *o*-alkynylbenzoate donors,<sup>1c,6,8</sup> there is no report on their ynenolate counterparts, which is void of the fused benzene ring. As shown in Scheme 1B, we anticipated that these new donors could likewise undergo cyclization in the presence of a soft Lewis acid to afford the pyrylium intermediate **B**. In line with that benzene enjoys more aromaticity (36 kcal/mol resonance energy) than the second benzene ring in naphthalene (61–36 = 25 kcal/mol resonance energy), the pyrylium ring in **B** should enjoy more aromaticity than that in the Yu's intermediate **A**. DFT calculations<sup>9</sup> at the B3LYP/6–311++g(d,p) level give the difference of aromatic stabilization energies of the pyrylium ring of 2-methoxypyrylium over that of 1-methoxyisochromenylium to be around 3 kcal/mol. To this end, it is reasoned that **B** could be formed more readily and is a less activated donor, which might offer the following advantages: a) the use of less soft-acidic and cheaper metal catalyst; b) increased preference of S<sub>N</sub>2 over S<sub>N</sub>1 in the glycosidic bond formation process. Herein we disclose our initial studies with such glycosyl ynenolate substrates.

At the beginning, we chose the ynenolate donor **1a** as the substrate. It was initially prepared from (*Z*)-3-iodobutenoic acid and 2,3,4,6-tetra-*O*-benzyl-D-glucopyranose in two steps, i.e., a) DCC-promoted formation of the glycosyl ester **1a-iodide**, and b) its Sonogashira coupling with cyclopropyl acetylene. Later, the DCC-promoted coupling was replaced by the reaction of the carboxylic acid with the corresponding glycosyl trichloroacetimidate<sup>10</sup> in order to selectively access either  $\alpha$ - or  $\beta$ -**1a-iodide**. These approaches can permit an 'active-latent' strategy.<sup>11</sup> The alternative one-step preparation of **1a** from the tetra-*O*-benzylated glucose was thwarted by the unstable nature of the ynenic acid, which undergoes spontaneous cyclization during preparation to form the 2H-pyran-2-one **3a**. This phenomenon is not observed in Yu's system,<sup>12</sup> which is consistent with our reasoning that pyrylium has more aromatic stabilization than benzopyrylium.

We first examined the reaction of  $\alpha$ -**1a** with *n*-hexanol (3 equiv) under different reaction conditions (Table 1, entries 1–8). With Ph<sub>3</sub>PAuNTf<sub>2</sub> as catalyst, despite a reasonable conversion (i.e., 38%) at –35 °C in 1 h and the quantitative formation of the pyranone byproduct **3a** based on conversion, little desired glucoside **2a** was formed, while hydrolysis dominated (entry 1). Mindful of the potential ease of activation (vide supra), we conducted the reaction with AgNTf<sub>2</sub> under otherwise identical conditions, a similar conversion (i.e., 36%, entry 2) was observed, and again **3a** was formed quantitatively based on consumed **1a**. Moreover, **2a** was formed in 15% yield along with 17% yield of the glucose due to hydrolysis. The fact that Ag is superior to Au in the reaction of **1a** was pleasantly surprising and directed our screening toward Ag catalysis. With 4 Å MS added to keep the reaction media dry, the reaction was substantially impeded, likely due to catalyst inhibition by impurities from the dehydrant. The same is observed with gold catalysis. With 1.5 equiv. of AgNTf<sub>2</sub>, the reaction went to completion after 5 h at –35 °C (entry 3). Little hydrolysis was

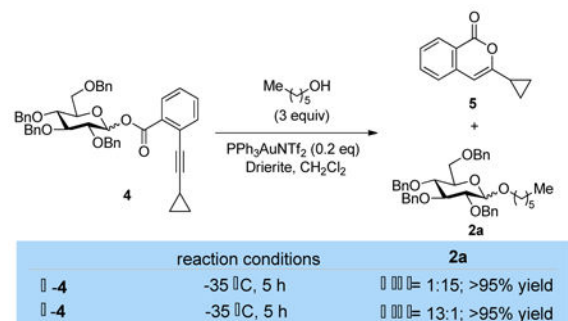
detected, and **2a** was formed nearly quantitatively. Moreover, the  $\alpha/\beta$  ratio is 1:8.4, favouring the  $\beta$ -anomer. This outcome reflects a partial  $S_N2$  process in the glycosylation reaction. By switching the counter anion from  $\text{NTf}_2^-$  to  $\text{OTf}^-$ , the preference for  $\beta$ -**2a** was decreased to 5.6/1, likely due to the participation of the counter anion as a nucleophilic species (entry 4). On the other hand,  $\text{SbF}_6^-$  had little impact (entry 5). While no reaction could be detected at  $-72^\circ\text{C}$  (entry 6), the switch of reaction solvent led to drastic decrease of anomeric selectivity in the case of  $^t\text{BuOMe}$  (entry 7) or slight decrease in the case of DCE (entry 8).

As expected, when  $\beta$ -**1a** was employed, the apparent inversion of anomeric stereochemistry (i.e., the  $S_N2$  process) is less remarkable than in the case of its  $\alpha$ -anomer (entries 9–11). However, when the reaction was run at  $-72^\circ\text{C}$ , instead of no conversion of  $\alpha$ -**1a**, the reaction of  $\beta$ -**1a** did occur, albeit slowly, and was exclusively  $S_N2$  (entry 12). To lower down the catalyst loading, we explored other desiccates and found out that Drierite (anhydrous  $\text{CaSO}_4$ ) did not notably impede the catalysis, and 0.2 equivalent of  $\text{AgNTf}_2$  was enough to drive the reaction to completion in 15 h with  $\alpha$ -**1a** (entry 13) and in 5 h with  $\beta$ -**1a** (entry 14) while the anomeric selectivities remain more or less the same.



Eq. 1

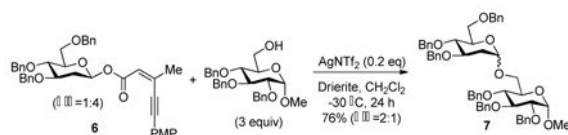
We also explored varying the ynone part by changing the substituents and found out that the reactions of **1b**, which differs from **1a** by a *p*-methoxyphenyl group at the alkyne terminus, result in higher levels of anomeric configuration inversion with either of its anomers (Scheme 3). Notably, in the case of  $\alpha$ -**1b**, the  $\beta$ -glucoside **2a** was formed with an excellent 20:1  $\beta$ -selectivity.



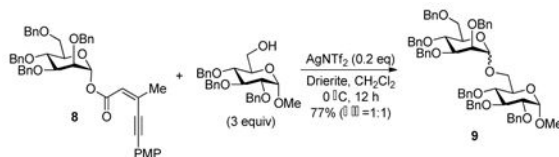
Eq. 2

To compare with Yu's system, we subjected the benzoate **4** under the similar conditions with  $\text{Ph}_3\text{PAuNTf}_2$  as catalyst. As shown in Eq. 2, the reactions exhibit more  $S_N2$  characteristics than those of **1a**, which shares the same cyclopropyl group at the alkyne end, but comparable to those of **1b**, although the gold catalysis appears to be faster. At this point, it is not clear why the anticipated enhancement of  $S_N2$  process by this Ag catalysis does not occur.

With **1b** as the optimal glucosyl donor in the silver catalysis, we examined the scope of alcohol acceptors. As shown in Table 2, entries 1–12, a range of non-sugar alcohols are allowed, and the reaction yields are consistently high. Of note is that sterically demanding *tert*-butyl alcohol (entries 7 and 8) and menthol (entries 9 and 10) react smoothly to yield corresponding products with decent level of stereochemical inversion at the anomeric position. Interestingly, with (*R*)-1-phenylethanol (entries 3 and 4) as acceptor, its reaction with  $\beta$ -**1b** is highly stereo inverting, while its  $\alpha$ -anomer exhibits moderate  $S_N2$  character. The reactions with methyl 2,3,4-tri-*O*-benzyl- $\alpha$ -D-glucopyranoside, however, are only moderately stereoselective, although the stereoinversion trend remains (entries 13 and 14). This glycosylation approach was also tested against other glycosyl acceptors by using  $\beta$ -**1b** as the donor. With sterically more hindered and hence less reactive methyl 2,3,6-tri-*O*-benzyl- $\alpha$ -D-glucopyranoside as the acceptor, the reaction was exceedingly slow at  $-30^\circ\text{C}$  but proceeded smoothly at ambient temperature in 8 h. The disaccharide product **2i** was afforded in a fair yield and a low anomeric ratio (entry 15). The reaction of 1,2:3,4-di-*O*-isopropylidene-D-galactopyranose could occur smoothly at  $0^\circ\text{C}$  with good efficiency but again exhibited a low  $\alpha/\beta$  ratio (entry 16).



Eq. 3



Eq. 4

We also examined the glycosyl ynoneates based on other monosaccharides. As shown in Eq. 3, **6** based on deoxy glucose reacted smoothly at  $-30^\circ\text{C}$  to afford the disaccharide **7** in 76% yield. The product anomeric ratio ( $\alpha:\beta = 2:1$ ) is comparable to that in Table 2, entry 14, but due to the existence of  $\alpha$ -**6** (20%), this reaction most likely exhibited more characteristics of  $S_N2$ . On the other hand, 2,3,4,6-tetra-*O*-benzyl- $\alpha$ -D-mannopyranosyl ynoneate **8** reacted slower and at  $0^\circ\text{C}$  afforded the disaccharide **9** in a good yield despite without anomeric

selectivity (Eq. 4). This silver catalysis, however, does not work with disarmed 2,3,4,6-tetra-*O*-acetyl-D-glucopyranosyl yneanoate donors at room temperature due to the lack of activation, which in principle offers opportunities for chemoselective glycosylation.

## Conclusions

We have developed a silver-catalyzed glycosylation reaction employing readily accessible and stable glucosyl yneanoates. The reactions result in mostly excellent yields and exhibit good levels of stereoinversion at the anomeric position when sufficiently nucleophilic non-sugar alcohols, despite varying steric hindrance, are employed. With sugar-based acceptors, however, moderate stereoinversions are detected with either a donor  $\alpha$ - or  $\beta$ -anomer. Applications of this silver catalysis to other types of sugar donors are also examined. Comparing to the established and versatile Yu's gold catalysis, this chemistry features the use of substantially cheaper AgNTf<sub>2</sub> as catalyst and, as a mild alkyne-based glycosylation strategy, shall find general use in scenarios where excessive Au is needed due to large-scale transformations and/or the presence of basic and/or acid-labile residues.

Z. Zheng, X. Ma, Z. Luo and L. Zhang thank NIH glycoscience common fund 1U01GM125289 for financial support. L. Chen thanks China Scholarship Council for financial support. The research reported here made use of a 400 MHz NMR instrument funded by NIH S10OD012077 and the shared facilities of the UCSB MRSEC (NSF DMR 1720256).

## Supplementary Material

Refer to Web version on PubMed Central for supplementary material.

## Notes and references

1. a) Li Y, Yang Y, Yu B. *Tetrahedron Lett.* 2008; 49:3604–3608. b) Yu B. *Acc Chem Res.* 2018; 51:507–516. [PubMed: 29297680] c) Tang Y, Li J, Zhu Y, Li Y, Yu B. *J Am Chem Soc.* 2013; 135:18396–18405. [PubMed: 24252170] d) Asao N, Aikawa H, Tago S, Umetsu K. *Org Lett.* 2007; 9:4299–4302. [PubMed: 17880231]
2. Nicolaou KC, Cai Q, Sun H, Qin B, Zhu S. *J Am Chem Soc.* 2016; 138:3118–3124. [PubMed: 26910506]
3. Bai Y, Shen X, Li Y, Dai M. *J Am Chem Soc.* 2016; 138:10838–10841. [PubMed: 27510806]
4. Wang B, Liu Y, Jiao R, Feng Y, Li Q, Chen C, Liu L, He G, Chen G. *J Am Chem Soc.* 2016; 138:3926–3932. [PubMed: 26914640]
5. a) Adhikari S, Li X, Zhu J. *J Carbohyd Chem.* 2013; 32:336–359. b) Mishra B, Neralkar M, Hotha S. *Angew Chem, Int Ed.* 2016; 55:7786–7791.
6. Zhu Y, Yu B. *Angew Chem, Int Ed.* 2011; 50:8329–8332.
7. Zhu Y, Yu B. *Chem - Eur J.* 2015; 21:8771–8780. [PubMed: 25899008]
8. a) Yang Y, Li Y, Yu B. *J Am Chem Soc.* 2009; 131:12076–12077. [PubMed: 19663423] b) Ma Y, Li Z, Shi H, Zhang J, Yu B. *J Org Chem.* 2011; 76:9748–9756. [PubMed: 22054226] c) Ma Y, Lian G, Li Y, Yu B. *Chem Commun.* 2011; 47:7515–7517. d) Zhang Q, Sun J, Zhu Y, Zhang F, Yu B. *angew Chem, Int Ed.* 2011; 50:4933–4936. e) Yang F, Wang Q, Yu B. *Tetrahedron Lett.* 2012; 53:5231–5234. f) Yu B, Sun J, Yang X. *Acc Chem Res.* 2012; 45:1227–1236. [PubMed: 22493991] g) Yu J, Sun J, Yu B. *Org Lett.* 2012; 14:4022–4025. [PubMed: 22831485]
9. Kassae MZ, Jalalimanesh N, Musavi SM. *J Mol Struct: THEOCHEM.* 2007; 816:153–160.
10. Schmidt RR, Michel J. *J Carbohyd Chem.* 1985; 4:141–169.

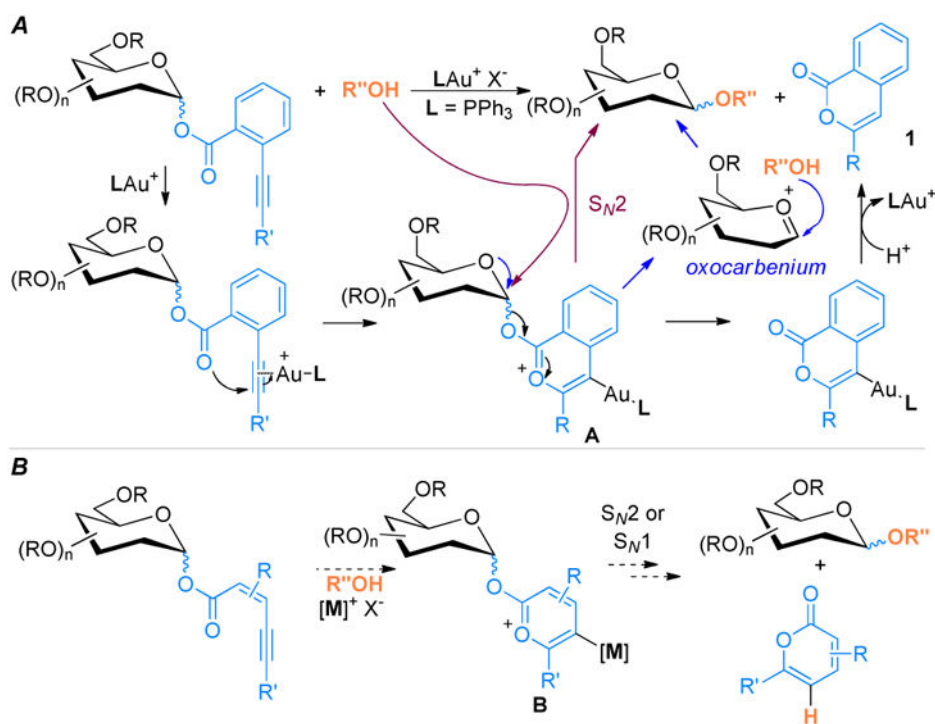
11. Shiao TC, Roy R. “Active–Latent” Thioglycosyl Donors and Acceptors in Oligosaccharide Syntheses. In: Fraser-Reid B, Cristóbal López J, editors *Reactivity Tuning in Oligosaccharide Assembly*. Springer; Berlin Heidelberg: Berlin, Heidelberg: 2011. 69–108.
12. Chen X, Shen D, Wang Q, Yang Y, Yu B. *Chem Commun*. 2015; 51:13957–13960.

Author Manuscript

Author Manuscript

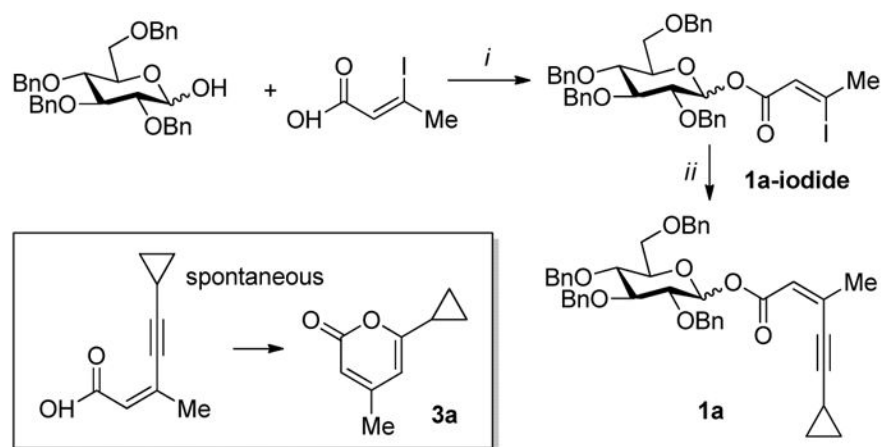
Author Manuscript

Author Manuscript

**Scheme 1.**

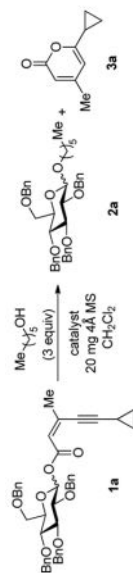
$\pi$ -acidic metal-catalyzed glycosidic bond formation. A) Yu's approach using *o*-alkynylbenzoates. B) Our design using yneenoates.



**Scheme 2.**

Synthesis of glucosyl yneanoate **1a**. Reaction conditions: i) DMAP (0.1 equiv) DCC (1.1 equiv), DCM, rt, 94% yield,  $\alpha/\beta = 1:1$ ; ii) 0.03 equiv  $\text{PdCl}_2(\text{PPh}_3)_2$ , 0.1 equiv  $\text{CuI}$  in  $\text{Et}_3\text{N}$ , rt, 95% yield.

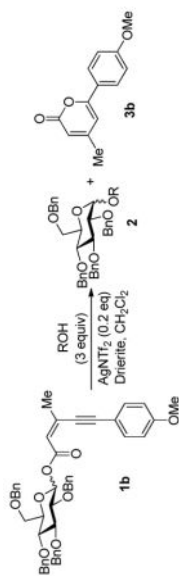
Table 1

Condition studies with the yneenoate **1a**<sup>a</sup>

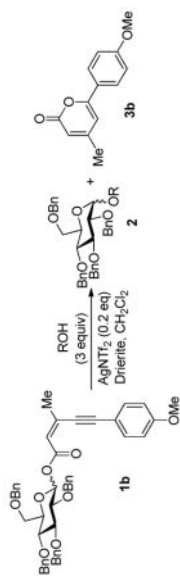
en-try	Catalyst (equiv)/solvent	1a	Temp (°C)	Time (h)	Conv. (%)	2a	
						$\alpha$ : $\beta$	Yield (%)
1 <sup>c</sup>	Ph <sub>3</sub> PAuNTf <sub>2</sub> (0.1)	$\alpha$	-35	1	38	-	<5 (21 <sup>b</sup> )
2 <sup>c</sup>	AgNTf <sub>2</sub> (0.1)	$\alpha$	-35	1	36	-	15 (17 <sup>b</sup> )
3	AgNTf <sub>2</sub> (1.5)/DCM	$\alpha$	-35	5	100	1:8.4	>95
4	AgOTf (1.5)/DCM	$\alpha$	-35	5	100	1:5.6	>95
5	AgSbF <sub>6</sub> (1.5)/DCM	$\alpha$	-35	5	100	1:8.2	>95
6	AgNTf <sub>2</sub> (1.5)/DCM	$\alpha$	-72	30	30	-	0
7	AgNTf <sub>2</sub> (1.5)/tBuOMe	$\alpha$	-35	15	100	1:1.7	>95
8	AgNTf <sub>2</sub> (1.5)/DCE	$\alpha$	-35	5	100	1:7.4	>95
9	AgNTf <sub>2</sub> (1.5)/DCM	$\beta$	-35	5	100	4.2:1	>95
10	AgOTf (1.5)/DCM	$\beta$	-35	5	100	1:1	>95
11	AgSbF <sub>6</sub> (1.5)/DCM	$\beta$	-35	5	100	3.8:1	>95
12	AgNTf <sub>2</sub> (1.5)/DCM	$\beta$	-72	48	30	1:0	30%
13 <sup>d</sup>	AgNTf <sub>2</sub> (0.2)/DCM	$\alpha$	-35	15	100	1:8.0	>95
14 <sup>d</sup>	AgNTf <sub>2</sub> (0.2)/DCM	$\beta$	-35	5	100	5.2:1	>95

<sup>a</sup>Reactions were performed in sealed vials with 10 mg of **1a**. Yield estimated by <sup>1</sup>H NMR using 1,3,5-trimethoxybenzene as internal reference, and the  $\alpha$ : $\beta$  ratio determined by <sup>1</sup>H NMR.<sup>b</sup>The amount of 2,3,4,6-tetra-*O*-benzylglucose due to hydrolysis.<sup>c</sup>No MS added, and the reaction quenched with <sup>t</sup>Bu<sub>4</sub>NCl.<sup>d</sup>Drierite (20 mg) used instead of 4 Å MS.

Table 2

The scope of acceptors<sup>a</sup>

En-try	Sub-strate	Acceptor	Temp (°C)	Time (h)	2	Yield <sup>b</sup>	$\alpha$ : $\beta$ <sup>c</sup>
1	$\alpha$ - <b>1b</b>		-30 $\rightarrow$ -20	50	<b>2b</b>	92%	1:7.5
2	$\beta$ - <b>1b</b>	isopropanol	-40	48	<b>2b</b>	91%	9:1
3	$\alpha$ - <b>1b</b>		-40 $\rightarrow$ -30	48	<b>2c</b>	88%	1:4
4	$\beta$ - <b>1b</b>		-40 $\rightarrow$ -30	36	<b>2c</b>	87%	23:1
5	$\alpha$ - <b>1b</b>		-40 $\rightarrow$ -30	48	<b>2d</b>	93%	1:6.7
6	$\beta$ - <b>1b</b>		-40	48	<b>2d</b>	95%	10:1
7	$\alpha$ - <b>1b</b>		-40 $\rightarrow$ -30	48	<b>2e</b>	91%	1:6.5
8	$\beta$ - <b>1b</b>		-30	36	<b>2e</b>	92%	6.7:1
9	$\alpha$ - <b>1b</b>		-40 $\rightarrow$ -30	48	<b>2f</b>	87%	1:11
10	$\beta$ - <b>1b</b>		-30	36	<b>2f</b>	89%	10:1
11	$\alpha$ - <b>1b</b>	cholesterol	-20	36	<b>2g</b>	85%	1:8
12	$\beta$ - <b>1b</b>	cholesterol	-30	36	<b>2g</b>	86%	8:1



En-try	Sub-strate	Acceptor	Temp (°C)	Time (h)	2	Yield <sup>b</sup>	$\alpha$ : $\beta$ <sup>c</sup>
13	$\alpha$ -1b		-20	36	2h	60%	1:2
14	$\beta$ -1b		-30	36	2h	85%	2.2:1
15	$\beta$ -1b		rt	8	2i	58%	1.6:1
16	$\beta$ -1b		0	8	2j	83%	2:1

<sup>a</sup> Reactions were performed in sealed vials or Schlenk tube.

<sup>b</sup> Isolate yields.

<sup>c</sup>  $\alpha$ : $\beta$  ratio determined by crude <sup>1</sup>H NMR.