

CRANBERRIES

BY LEAH REID

POETRY BY GERTRUDE STEIN

CRANBERRIES

FOR TWO SOPRANOS, BARITONE,
PERCUSSION & ELECTRONICS

BY LEAH REID
POETRY BY GERTRUDE STEIN

The poetry for *Cranberries* is from
Gertrude Stein's *Tender Buttons [Cranberries]*

NOTES TO PERFORMERS

GENERAL INFORMATION:

The work is 10'22" in length.

The score uses a combination of proportional and standard notation.

The work is tightly timed with the electronics.

INSTRUMENTATION

Soprano 1 (S 1)

found percussion & props:

- Food items:
 - o 1-3 crackers
 - o 2 apples
 - o Pre-made coffee in carafe
 - o 1 can whipped cream
- Small food processor
- 2 salt shakers
- 2 knives (that sound nice when rubbing them together)
- Ice-cubes (enough to jingle in 3 cups)
- 3 low-ball glasses
- Linens (napkins)
- 4 Lowball glasses
- Stack of 4 small plates
- 4 place-settings of silverware
- Coffee pot
- Plate with piece of pie cut on it
- Cloth for "drying dishes"

Soprano 2 (S 2)

found percussion & props:

- Food items:
 - o Onion, carrot, celery, cream
- Small cutting board and knife
- Metal grater
- 2 salt-shakers
- Champagne bottle (unopened)
- 4 candles in holders and a long butane lighter
- Rolling pin
- Mixing Bowl (for apples)
- Glass bowl (for making whipped cream)
- Whisk
- Pie dough
- Sugar
- 3 coffee cups
- Plate with piece of pie cut on it

Baritone (B)

found percussion & props:

- Food items:
 - o Cabbage, potato,
 - o Milk
 - o 2 cans whipped cream
- Small cutting board and knife
- Peeler
- Pepper mill
- 4 wine glasses (tuned to Eb Major scale. Bb is preferable and the most common)
- Rolling pin
- Milk frother
- Medium sized bowl
- Pie dough
- Plate with piece of pie cut on it
- Cleaner and paper towels for "cleaning up" after dinner
- Vacuum cleaner

Percussion:

- snare drum
- triangle
- bass drum
- 1 suspended cymbal
- tam-tam
- 1 suspended tambourine
- vibraphone (+ 2 coins for preparation in m. 123)
 - when prepared, tape the coins to Eb4 and G4
- whistle (*you may also just whistle (without a prop))

found percussion & props:

- 1 glass bowl filled with onion skins
- 1 glass bowl for milk (you may use the same bowl as for the onion skins if you choose)
- Bowl of water
 - o Bowl should be big enough for a nested colander to fit inside
- 1 colander (the colander should already be inside the bowl of water at the beginning of the piece)
- Steel saucepan with 4-5 coins inside
- Peeler
- Electric handheld mixer
- Food items:
 - o Carrot, potato, another vegetable (your choice)
 - o 1 can of soda or sparkling water
 - o Bag of coffee beans
 - o Milk carton 1/2 filled with milk
 - o 1 can whipped cream
- Small cutting board and knife
- Small towel (for drying and cleaning hands)
- Metal bowl
- Small electric coffee grinder
- Hand-held frother
- Dishes brush
- Foam soap dispenser (filled with soap)
- Metal cheese grater

ADDITIONAL PROPS

There are two spaces in the piece – the kitchen and the dining table.


Table for singers' food items and "kitchen space"


Table for "dining table" space


ELECTRONIC EQUIPMENT LIST

3 wireless microphones for the singers
2-3 microphones to amplify the percussion
headphones for percussionist's click track
2 speakers
cables, power adapters, etc.
computer running Logic Pro or another DAW

GENERAL NOTATION COMMENTS

 diminuendo to nothing

 crescendo from nothing

 moving towards

NOTES TO PERCUSSIONIST

In order to keep the electronics and live elements synched, it is recommended that the percussionist use the included click-track. The click track begins 8 beats (2 full bars) before the fixed media begins.

The percussion score involves a combination of standard and found instruments. The found instrumental material is improvisational in nature. It is encouraged for the performer to listen to the electronics and pull elements to highlight live.

NOTES TO SINGERS

The text is written in two ways:

- Phonetically: ex. /æpəl/
- Conventionally: ex. apple
 - o Notes: words, sounds, or syllables in parenthesis are meant as a reference to clarify the sounds and should not be performed.
 - o For conventionally written words with ":" between two letters, accentuate the indicated sound (ex. s:s).

Italicized verbal instructions and phrases marked within single quotes (ex. *sweetly* or *angrily*) provide context and subtext for the performer.

In the piece, each singer claps, snaps their fingers, interacts with various props/sound-makers, and makes scripted movements and gestures. All sounds that fall beyond those created with the vocal aperture are notated on a staff above the vocal line labeled as "hands/body".

The score uses a mixture of proportional and traditional notation. The general tempo for the piece is quarter-note = 120 and the majority of the piece is notated in 4/4 with each measure equaling 2 seconds. Deviations are noted and are also reflected in the click-track.

NOTE-HEADS FOR SINGERS

The following note-heads are used in the work:

- sung
- ◐ half-sung
- ◑ Sprechstimme
- ◒ spoken
- × whispered

Additional note-heads, techniques, and sounds requiring further descriptions are explained directly in the score.

ELECTRONICS NOTES

All three singers and the percussionist should be amplified. Live sound should be mixed into both the left and right speakers.

TENDER BUTTONS
[CRANBERRIES]

BY GERTRUDE STEIN

Could there not be a sudden date, could there not be in the present settlement of old age pensions, could there not be by a witness, could there be.

Count the chain, cut the grass, silence the noon and murder flies. See the basting undip the chart, see the way the kinds are best seen from the rest, from that and untidy.

Cut the whole space into twenty-four spaces and then and then is there a yellow color, there is but it is smelled, it is then put where it is and nothing stolen.

A remarkable degree of red means that, a remarkable exchange is made.

Climbing altogether in when there is a solid chance of soiling no more than a dirty thing, coloring all of it in steadying is jelly.

Just as it is suffering, just as it is succeeded, just as it is moist so is there no countering.

CRANBERRIES

L. Reid
Text by G. Stein

1 INTRODUCTION (♩ = 120)

Stage Action | 4/4 | in darkness | lights slowly come up onto scene

Electronics | 4/4 | bird-song fades in | sizzling enters

S1: Hands/Body | 4/4 | folding linens

Soprano 1 | 4/4

S2: Hands/Body | 4/4 | slowly peel/massage onion skin

Soprano 2 | 4/4

B: Hands/Body | 4/4 | slowly peel cabbage

Baritone | 4/4

Percussion | 4/4 | GLASS BOWL FILLED WITH ONION SKINS: | very slow | slow | very slow | *ppp*

NOTE: 8 beats (2 measures) of pre-click precede measure 1

Stage Action | 6.0" | 8.0" | 10.0" | we see three friends cooking together they are preparing Thanksgiving dinner

Elect. | 4 | 5 | 6 | stove ignites | chopping starts

S1: H/B | 4 | 5 | 6

S2: H/B | *ppp* | walk over to stove

B: H/B | *ppp* | *pppp* | *pp*

Perc. | 4 | 5 | 6 | medium | very slow | *pp*

Stage Action | 12.0" | 14.0" | 16.0" |

Elect. | 7 | 8 | 9 | pot lid | sounds accumulate

S1: H/B | 7 | 8 | 9 | lift pot-lid off stove* | put on pot

S2: H/B | 7 | 8 | 9 |

B: H/B | 7 | 8 | 9 | chop vegetable on cutting board

Perc. | 7 | 8 | 9 | PICK UP KNIFE

*S2: if there isn't an actual stove, mime this process

Stage Action | 18.0" | 20.0" | 22.0" |

Elect.

10 | 11 | 12

S1: H/B | | Put down linens and walk in front of table | |

S2: H/B | | | |

B: H/B | | | |

10 | 11 | 12

slow —————> fast —————> slow

Perc. | | | |

Stage Action | 24.0" | 26.0" | 28.0" |

Elect.

13 | 14 | 15 |

S1: H/B | | look at stove | | lift hand to turn burner on | | mime turning burner on

S2: H/B | | slicing onion very slow | | chopping medium | | * | | fast

B: H/B | | | | chopping cabbage slow | | * | | fast

13 | 14 | 15

Perc. | | PUT KNIFE DOWN & PICK UP CARROT | | loudly take a bite of the carrot | | PUT CARROT DOWN, CLEAN OFF HANDS & MOVE TO SNARE DRUM & TAMBOURINE

mf

** This material should gradually begin to become more rhythmic*

Stage Action | 30.0" | 32.0" | 34.0" |

Elect. | | oven sounds | |

16 | 17 | 18

S1: H/B | | R L (stay still) | | (L) —> R | | L | | put hand at side

S1 | | whispered *mf* | | *p* — *mf* — *p* — *mf* | |

S2: H/B | | (stay still) | | | | put down knife and walk to in front of table next to S1 | | | | look at stove

S2 | | | | | |

B: H/B | | (stay still) | | chop | | chop | |

B | | | | chop | |

16 | 17 | 18

Sn-d. | | fingertips with snares | | circular motion | | PICK UP STICKS

Tamb. | | tambourine suspended on a stand with finger tips (stay still) | | *smfzp* — *ppp* — *p* | |

Stage Action

36.0" | 38.0" | 40.0" |

Elect.

19 | 20 | 21 |

S1: H/B

sim.

f mp

p mp p

S1

/kə - tə - tə - tə - tə - - - - - tə/

/a

S2: H/B

mime action of turning stove on and off with rhythm

whispered

f mp

sfzp mp

S2

/kə-tə - tə - tə - tə - tə - - - - - tə/

/ta

B: H/B

B

chop

mf

Tamb.

19 with sticks rim

20

21

(PUT OTHER STUCK DOWN)

circular motion with stick

fast → slow → fast

tension roll

smfzp PPP



Stage Action

42.0" | 44.0" | 46.0" |

Elect.

22 | 23 | 24 |

S1: H/B

sfz

mime action of turning stove on and off with rhythm

S1

kə/

/kə - kə - kə - kə -

S2: H/B

sfz

S2

/kə/

/a

B: H/B

put down knife and walk to in front of table next to S2

mime action of turning stove on and off with rhythm

whispered

B

chop

mf

tə - tə - tə - tə

Sn-d.

22

23

24

PICK UP OTHER STICK

tension rods

PPP

Tamb.

mf

Stage Action | 48.0" | 50.0" | 52.0" |

Elect. | | | |

25 | 26 | 27 |

S1: H/B | snap fingers | | |

S1 | /kə - kə - - tə/ | /a | kə/ |

S2: H/B | snap fingers | | |

S2 | | | /a | kə-tə-tə-tə-tə-tə-tə-tə-tə-

B: H/B | snap fingers | | |

B | tə - tə tə kə tkə tə | | kə/ |

25 | 26 | 27 |

Sn-d. | rim | | |

Tamb. | rim fast | membrane slow | fast | slow | rim |

smfzp | pp | mp | pp | mp

Stage Action | 54.0" | 56.0" | 58.0" |

Elect. | | | |

28 | 29 | 30 |

S1: H/B | (snap fingers) | | |

S1 | | | /tə-tə-tə-tə-tə-tə-tə-tə/ |

S2: H/B | (snap fingers) | | |

S2 | tə-tə-tə-tə-tə-tə-tə-tə/ | kə-tə-kə-tə-kə-tə-kə-tə/ |

B: H/B | (snap fingers) | | |

B | /kə-tə-kə-tə-kə-tə-kə-tə/ | /tə-tə-tə-tə-tə-tə-tə-tə-

28 | 29 | 30 |

Sn-d. | PICK UP WIRE BRUSHES | | |

Tamb. | circular motion slow | fast | on membrane | circular motion fast |

p

Stage Action | 1'24.0" | 1'26.0" | 1'28.0" |

Elect. | | |

44 | 45 | 46

S1: H/B | | |

S1 | | |

sud-den:n /də də də/date? | | /kə kə kə kə kə kə kə/

problem solving
whispered → spoken

S2: H/B | | |

imitating gas igniting on stove
whisper

smfzp | | |

S2 | | |

/hu: - - - It tə-tə tə tə tə tə tə tə tə tə tə/

B: H/B | | |

imitating gas igniting on stove
whisper

smfzp | *pp* | *mp* |

B | | |

/hu - - - i:u | i:u |

44 | 45 | 46

Sn-d. | | |

with sticks of brushes
tension rods → rim

Bass Drum | | |

→ fast | → slow

p | |



Stage Action | 1'30.0" | 1'32.0" | 1'34.0" |

Elect. | | |

47 | 48 | 49

S1: H/B | | |

mf | *sim.* | |

S1 | | |

could there not - t:t be _____ in the/pə pə pəpə pə/ pre - sent? | could there not be a sud-den

chop | |

S2: H/B | | |

confirming
whisp. → spoken | whisp. | spoken

mf | |

S2 | | |

chop | |

/pə pə pə pə/pre sent's:s/ | set tle ment.

B: H/B | | |

whisp. → spoken | *mf* | *sim.* |

B | | |

/kə kə/ould there not be in thepresent s:s set-tle-mentof old age

*47*withbrushes
circular motion (each hand moving independently) | *48* | *49*

Sn-d. | | |

fast | → slow | → fast

Tamb. | | |

mp p | | *ppp* |

Stage Action | 1'36.0" | 1'38.0" | 1'40.0" |

Elect. 50 51 52

S1: H/B

S1 *confused*
date? /bə - bə - bə-bə-bə bə/ by a...??

S2: H/B

S2 *problem solving* *has the answer!*
/kə - kə - kə/ could not be by a could not be by a

B: H/B

B *leading & knowing*
/pə pə pə pə/ pen - sions /bə bə bə bə/ by a

Sn-d. 50 with sticks of brushes rim 51 tension rods 52
mp p *ppp*



Stage Action | oil has been heating |

Elect. 1'42.0" 1'44.0" 1'46.0" |

53 54 55

S1: H/B

S1 *over-enunciate & hiss* *mf p* *mf* *p* *mf* *imitate sizzling* *p*
w:witness - s:s

S2: H/B

S2 *over-enunciate & hiss* *mf p* *mf* *p* *imitate sizzling* *mf* *p* *mf*
w:witness - s:s

B: H/B

B *over-enunciate & hiss* *mf p* *mf* *p* *imitate sizzling* *mf* *p*
w:witness - s:s

Sn-d. 53 on membrane with sticks with brush slow 54 medium 55 slow
mp ppp *mp*

Tamb. slow 54 medium 55 slow
pp *mp*

Stage Action | | | making lists and sorting through ingredients and recipes |

1'48.0" | 1'50.0" | 1'52.0"

Elect. grocery list whispering/speaking starts

56 | 57 | 58

S1: H/B

S1 *mf* *p* *mf*

S2: H/B

S2 *>p* *p* *mf*

B: H/B

B *mf* *p* *mf* *p* *mf*

56 | 57 | 58

Sn-d. slow → medium → slow

Tamb. *pp* *mp* → slow

PUT BRUSHES DOWN
GO TO BASS DRUM



Stage Action | | | |

1'54.0" | 1'56.0" | 1'58.0"

Elect.

59 | 60 | 61

S1: H/B

S1 *reciting grocery list and dishes*
whispered
slow
Roast Beef... Mutton... Breakfast... Sugar... Cranberries... Milk... Eggs... Apple... Tails...

S2: H/B

S2 *reciting grocery list and dishes*
whispered
slow
Cranberries... Milk... Eggs... Apple... Tails... Lunch... Cups... Rhubarb... Single Fish...

B: H/B

B *reciting grocery list and dishes*
whispered
slow
Cake... Custard... Potatoes... Asparagus... Butter...

Bass Drum

on membrane with hands
59 circular motion & whisking gestures
small gestures *slow* → large gestures *medium* → *slow*

Stage Action | 2'00.0" | 2'02.0" | 2'04.0" |

Elect. | | | All sounds cut out except for the bird sounds

62 | 63 | 64

S1: H/B | | |

→ spoken | | | as fast as possible*
mf

S1 | Lunch... Cups... Rhubarb... Single Fish... Cake... Custard... Potatoes... Asparagus... Butter... End of Summer... Sausages... Celery... Veal... Vegetable | | | could

S2: H/B | | |

→ spoken | | | as fast as possible* spoken

mf

S2 | Cake... Custard... Potatoes... Asparagus... Butter... End of Summer... Sausages... Celery... Veal... Vegetable... Cooking... Chicken... Pastry... Cream... Cucumber... Dinner | | | there

B: H/B | | |

→ spoken | | | as fast as possible*
mf

B | End of Summer... Sausages... Celery... Veal... Vegetable... Cooking... Chicken... Pastry... Cream... Cucumber... Dinner... Dining... Eating... Salad... Sauce... Salmon... Orange

*Get through as much text as possible

62 | 63 | 64

Sn-d. | | | with stick rim

Tamb. | PICK UP WIRE BRUSHES | | | *mp*

3 INTERLUDE 1

Stage Action | 2'06.0" | 2'07.2" | 2'08.0" |

Elect. | | | sizzling, s:s and f:f gestures start

65 | 66 | 67

S1: H/B | | |

(mf) → *p* → *f*

S1 | /bə - bə - bə - bə - bə - bə - bə - bə - bə - bə/ | be? | /f:f/

S2: H/B | | |

S2 | | | be? | /f:f/

B: H/B | | |

spoken

B | /kə/ could there | be? | /s:s/

65 | 66 | 67

Sn-d. | | | membrane center *mf*

T-t. | membrane slow → fast | | | TAM-TAM imitate sizzling food by rubbing/lightly striking tam-tam with plastic brush *mf* → *p*

Tamb. | | | *smf-p*

Stage Action | 2'10.0" | 2'12.0" | 2'14.0" |

Elect. | 68 | 69 | 70 |

Hands/Body

mf p mf

Hands/Body

mf mf

S2

/s:s/

Hands/Body

mf p mf

B

/f:f/

68 69 70

Cym.

imitate sizzling food by rubbing & lightly striking cymbal with plastic brush

mp pp

T.-t.

mp pp mp

Tamb.



Stage Action | 2'16.0" | 2'18.0" | 2'20.0" |

Elect. | 71 | 72 | 73 |

sizzling

ticking starts in electronics

S1: H/B

S1

/s:s/

S2: H/B

p mp

S2

/f:f/

B: H/B

B

mp pp mp

/s:s/

71 72 73

Cym.

mp

Tamb.

imitate sizzling food by rubbing & lightly stroking bells

mp

Stage Action Turkey will be done at noon and the kitchen timer becomes audible.

2'22.0" 2'24.0" 2'26.0"

Elect.

74 75 76

S1: H/B

S1

S2: H/B

S2 /f: f/

B: H/B

B whispered **ppp**

tick tock tick

Sn-d. 74 75 76

PUT DOWN BRUSHES & PICK UP STICKS **ppp** Imitating a clock rim mid-way on stick tip of stick imitate sizzling food by rubbing head with stick back and forth **p**

2'28.0" 2'30.0" 2'32.0"

Elect.

77 78 79

S1: H/B

Imitating kitchen timer (& thinking about turkey being done soon) whispered **ppp**

S1 tick tock tick tock tick tock

S2: H/B

S2

B: H/B

B **p** **ppp** **p** **ppp** **p** **ppp** sim. tick tock tick

Sn-d. 77 78 79

Imitating a clock rim tip mid-way sim. bell rim bell **p** **pp**

Cym.

Tamb. **p** **pp**

Stage Action

2'34.0" | 2'36.0" | 2'38.0"

Elect. 80 | 81 | 82

S1: H/B

S1: *p* tick tock | *pp* half-spoken *mp* whispered (panicked about time because people are arriving soon) | *pp* half-spoken *mp* tick tock

S2: H/B

S2: *p* tick | *pp* tock *p* tick | *pp* half-spoken *p* tick tock tick tock tick tock

B: H/B

B: tock tick tock tick | *p* half-spoken *mp* tick | *pp* whispered *p* tock tick tock tick tock tick | *pp* half-spoken *mp* whispered (panicked about time because people are arriving soon) tock tick tock tick tock tick tock tick

Tamb. *p*

Vib. TO VIBRAPHONE (PICK UP 4 RUBBER MALLETS) *p* with stick on edge of bar

4 SECTION 2

Stage Action

2'40.0" | 2'42.0" | 2'42.5"

Elect. 83 | 84 | 85

S1: H/B

S1: *pp* whispered spoken | *mf* tick tock

S2: H/B

S2: *mp* spoken *pp* tick tock tick tock /tə - kə - tə - kə/ | *mf* spoken half-sung *mf* *p* whisper grate carrot count - /tə - tə - tə - tə -

B: H/B

B: *pp* half-spoken *mf* whisper *p* spoken | *mf* half-sung *p* whisper peel potato count - /tə - tə - tə - tə - tə - tə/ /kə - kə/

Vib. *mf* sim. (release) *p* *smfp* *mf* *p* ord.

Stage Action

2'44.5" | 2'46.5" | 2'48.5"

Elect.

86 | 87 | 88

S1: H/B

put cracker into small food processor

S1

S2: H/B

sim. (mf) mf p mf p

tə - tə - tə - tə / cōunt / tə - tə - tə - tə - tə - tə - tə / cōunt / tə - tə - tə - tə - tə - tə - tə - tə /

B: H/B

mf p sim. mf p mf p

count / tə - tə - tə - tə - tə - tə / /kə kə/ -count / tə - tə - tə - tə - tə - tə - tə - tə - tə - tə - tə - tə /

86 | 87 | 88

Vib.

Stage Action

2'50.5" | 2'52.5" | 2'54.5"

Elect.

89 | 90 | 91

S1: H/B

Listing chores to be done before people arrive

mf

count the chain

S1

S2: H/B

mf p sim. mf p

cōunt / tə - tə - tə - tə - tə - tə / count / tə - tə - tə - tə - tə - tə / /kə/ - count / tə - tə - tə

B: H/B

mf p mf sim.

count / tə - tə - tə - tə - tə - tə / /kə kə/ count / tə - tə - tə - tə - tə - tə / /kə kə/ count / tə - tə - tə - tə - tə - tə

89 | 90 | 91

Vib.

with sticks on edge of instrument

ord.

Stage Action

Elect. 2'56.5" 2'58.5" pulse 3'00.5"

S1: H/B

S1

S2: H/B

S2

B: H/B

B

Vib.

92 93 94

cut the

tə - tə - tə - tə /

tə - tə - tə - tə - tə - tə - tə - tə /

Stage Action

Elect. 3'02.5" 3'04.5" 3'06.5"

S1: H/B

S1

S2: H/B

S2

B: H/B

B

Vib.

95 pulse 96 the fly catches your attention! Follow it with your eyes as it darts about 97

(whispered)

grass /s:s/

(whispered) /s:s/

cut the grass /s:s/

with sticks on edge of instrument

si - lence the

pp mp mf p mf

Stage Action | listing instructions | instructions become flurried |

Elect. | 3'20.5" | 3'22.5" | 3'24.5" |

Elect. | 104 | 105 | 106 |

S1: H/B | *you're doing it wrong...* | *listening to B* | *whispered* |

S1 | *p* | *mf* | *p* | *mf* |

see the /bə.bə.bə.bə.bə/ bast - ing | /s:s/ - - - see the bast - ing

S2: H/B | *repeating instructions* | *you're doing it wrong...* | *Sprechstimme* | *spoken* | *catching on... whispering* |

S2 | *mp* | *p* | *mf* | |

s:see the bast - ing | see the /bə.bə.bə.bə.bə.bə.bə.bə.bə.bə.bə.bə/bast - in(g) - gə-gə-gə-gə | /s:s/ -

B: H/B | *repeating instructions* | *reading recipe and correcting S1* | *spoken* | *Sprechstimme* |

B | *p* | *smpzppp* | *mf* | |

see the bast - ing | /s:s/ - - - - - see the bast - ing un(dip) də- də- də- də-
də. də. də. də.

Bass Drum | 104 | 105 | 106 |

Tamb. | TO BASS DRUM | *smpzppp* | *with hands and fingernails circular motion small/slow gesture* | *large/quick gesture* |

Stage Action | | Singers become anxious as there is still a lot to do! |

Elect. | 3'26.5" | 3'28.5" | 3'30.5" |

Elect. | 107 | 108 | 109 |

S1: H/B | *Sprechstimme* | *spoken* | *Sprechstimme* |

S1 | | | |

un(dip) də də də dip the chart | /s:s/ - - - see the w:way the kinds are/bə bə bə bə/

S2: H/B | | | |

S2 | *spoken* | *whispered* | *spoken* |

- see the w:way | the way the kinds are best | /s:s/ - seen

B: H/B | | | |

B | | *Sprechstimme* | *spoken* |

- dip the chart | s:see the /w:w/ - way | the /kə kə kə kə kə/kinds are

Bass Drum | 107 | 108 | 109 |

Tamb. | *p* | *pppp p* | *smpzppp* | *with hands and fingernails circular motion medium* | *slow* | *with fingertips* |

5 INTERLUDE 2

Stage Action

3'32.5" | 3'34.5" | 3'36.0"

Elect.

110 | 111 | 112

S1: H/B

S1

spoken whispered

be(st) - /s:s - - - t/

un - ti - dy

like boiling water
bubbling mouth sound
*sfz**p* → *mf*

/i:u/ → /i/

S2: H/B

S 2

whispered

from tha(t) /t:t/?

spoken

an(d) - /də/??

like boiling water
bubbling mouth sound
*sfz**p* < *f* > *mp*

/i:u/ → /i/ → /u/

B: H/B

B

whispered

best seen from the re(st) /s:s - t/

un - ti - dy

like boiling water
bubbling mouth sound
*sfz**p* < *f* > *mp* < *mf* >

/i:u/ → /i/ → /u/ → /i/

** noteheads = suck in/blow out air with mouth slightly open while quickly moving tongue in and out along hard pallet. This should produce a bubbling-like effect

Bass Drum

110 with fingers | 111 | 112

GO TO BOWL OF WATER & STEEL SAUCE PAN



Stage Action

3'38.0" | 3'40.0" | 3'42.0"

Elect.

113 | 114 | 115

music box starts playing *Pocket Full of Sixpence*

S1: H/B

S1

>p → *mp* → *pp* → *p*

/u/ → /i/ → /u/ → /i/ → /u/

S2: H/B

S2

mf → *p* → *mp*

/i/ → /u/ → /i/ → /u/ → /u/

B: H/B

B

mp → *mp* → *pp*

/u/ → /i/ → /u/ → /u/ → /u/

Perc.

113 imitate water boiling tap top of water

plop plop plop plop plop plop plop plop plop plop plop plop plop plop plop plop plop plop plop

shake saucepan with 3-4 coins on bottom

Singers chop veggies

3'56.0" | 3'58.0" | 4'00.0"

Elect. 122 | 123 | 124

S1: H/B

S1: tongue roll *pp* *ppp* *p*

S1: /r/

S2: H/B

S2: whistle through your teeth, creating an unstable pitch *p*

S2: tongue roll (improvised pitch)

S2: /r/

B: H/B

B: whistle → air → whistle *p* → air

B: *

* while whistling slightly bend the pitch and overblow air, moving in and out of audible pitch

Perc. 122 | 123 | 124

Perc.: plop plop plop — DRY HANDS, PICK UP MALLETS & GO TO VIBRAPHONE

Perc.: whistle

Perc.: place 2 coins with tape on Eb4 and G4

Perc.: *p*

Stage Action

4'02.0" | 4'04.0" | 4'06.0"

Elect. 125 | 126 | 127

S1: H/B

S1: tongue roll (improvised pitch) *mp* *pp* *mf* *p* *f*

S1: /r/

S2: H/B

S2: *p* *pp* *mp* *p* *mf* *p*

S2: /r/

B: H/B

B: whistle *mp*

B: tongue roll (improvised pitch) *mp*

B: /r/

Perc. 125 | 126 | 127

Perc.: *p* *mp* *pp* *mf*

Vib. 125 | 126 | 127

Vib. 3 3 3

6 SECTION 3

Stage Action 4'08.0" 4'08.7" 4'10.0" 4'12.0"

Elect. 128 129 130 131

S1: H/B pick up 2 salt shakers

S1 *mp* *ff* half sung *mp* sim. /kə/ /kə/ /kə/ /kə/

S2: H/B pick up 2 salt shakers

S2 *f > mp* *ff* half-sung *mp* sim. /kə/ /kə/ /kə/ /kə/ /kə/

B: H/B pick up peppermill

B *p* *ff* half sung *mp* unspirated whisper *pp* half-sung → sung *mf* /kə/ /t - k t - k t - k t - k/ /kə kə kə kə/ cut

Vib. *f* *p*



Stage Action 4'14.0" 4'16.0" 4'18.0"

Elect. 132 133 134

S1: H/B

S1 /kə/ /kə/ /kə/ - cut /tə/ /tə/

S2: H/B chop put shakers down and pick up knife and celery

S2 /kə/ /kə/ /kə/ cut /tə/ /tə/ the whole

B: H/B

B (unaspirated whisper) /t - k t - k t - k t - k/ half-sung → sung /kə-kə-kə-kə kə/ - cut /tə/ /tə/ tongue click

Vib.

Stage Action

4'20.0" | 4'22.0" | 4'24.0"

Elect.

135 | 136 | 137

S1: H/B

Sung

S1

in - to twen - - - ty - four

S2: H/B

Sung

S2

space in - to twen - - - twen - - ty four

B: H/B

B

half-sung → sung half-sung sung half-sung → sung

/kə - kə kə kə kə/cut /tə/ in - to /kə - kə - kə - kə kə kə/cut /tə/

135 | 136 | 137

Vib.



Stage Action

4'26.0" | 4'28.0" | 4'30.0"

Elect.

138 | 139 | 140

timer returns

S1: H/B

S1

tongue click

spac - ces /t - t - t - t/ leading spoken /æ - - - - - nd/

S2: H/B

S2

tongue click

spac - ces

B: H/B

B

kə - tə - kə - tə - kə - tə - kə - tə/

138 | 139 | 140

Vib.

Stage Action

4'32.0" | 4'34.0" | 4'36.0"

Elect.

141 | 142 | 143

S1: H/B

S1 then? and then and then? then?

S2: H/B

S2 excited spoken and then then and then? tick tock tick tock tick tock tick tock tick tock tick tock tick

B: H/B

B excited spoken and then and then? tick tock tick tock tick tock tick tock tick tock tick tock tick

Vib.

141 tap resonating tubes with stick *pp* 142 tap frame *mp* 143 *pp*

Stage Action

4'38.0" | 4'40.0" | 4'42.0"

Elect.

144 | 145 | 146

S1: H/B

S1 excited: (the turkey is getting brown) and then there is a yel - - - low col - - - *f*

S2: H/B

S2 excited: (the turkey is getting brown) tock there is a yel - - - low col - - - *f*

B: H/B

B tock

Vib.

144 *p* 145 *mf* 146 *mf*

Stage Action

4'44.0" | 4'46.0" | 4'48.0"

Elect.

147 | 148 | 149

S1: H/B

S1

or

panicked!
mf
but?

S2: H/B

S2

or

worried...
spoken
mp
but?

mp
it

B: H/B

B

the turkey is smelling... worried it may be done too soon
half sung → spoken
mf *p*
there is but, but!

half sung
mf
but it is s:smelled

Vib.

147 | 148 | 149

GO TO CYMBAL, TRIANGLE,
& TAM-TAM
PICK UP 2 TRIANGLE BEATERS



Stage Action

4'50.0" | 4'52.0" | 4'54.0"

Elect.

150 | 151 | 152

S1: H/B

S1

unconcerned & reassuring
half-sung
mf

it is put

f

where it is

/z:z/

Sprechstimme
mp

S2: H/B

S2

is?

at ease
half-sung
mf

where it is and

nothing

B: H/B

B

resigned & nonchalant

it is...

/z:z/

Sprechstimme
p *mf*

Cym.

150 | 151 | 152

light swipe/scrape with beater
pp

mp

7 INTERLUDE 3

Stage Action | 4'56.0" | 4'58.0" | 5'00.0" |

Elect. | 153 | 154 | 155 |

S1: H/B | running around fanning fire alarms | *imitating fire alarms and timers* |

S1 | *f* | /r:r/ | ring

S2: H/B | running around fanning fire alarms |

S2 | *ff* | ing | s:sto | len

B: H/B | running around fanning fire alarms |

B | *Imitating fire alarms and timers* | *sfzp* | *f* | /ba ba baba ba ba ba ba - bi ba - bi ba - bi ba - bi ba/

Tri. | *mf* | *f* |

Cym. | *mp* | *mf* | *mp* |

Stage Action | 5'02.0" | 5'04.0" | 5'06.0" |

Elect. | 156 | 157 | 158 |

S1: H/B |

S1 | *f* | beep | beep | *wide vibrato* | *sfzmp* | beep! | beep

S2: H/B |

S2 | *Imitating fire alarms and timers* | *sfzp* | *f* | /ba ba baba ba ba ba ba - bi ba - bi ba - bi ba - bi ba/ | /du - du - du - du -

B: H/B |

B | *f* | ding ding ding ding ding ding | ding ding ding ding ding ding | *sfzp* | *f* | /ba ba baba ba ba ba ba - bi ba -

Tri. | *mf* | *f* | *mf* | *f* |

Cym. | *mp* | *mf* | *mp* |

Stage Action

5'08.0" | 5'10.0" | 5'12.0"

Elect. | | Timer goes off

159 | 160 | 161

S1: H/B

S1 | beep beep /u WA/

S2: H/B

S2 | wide vibrato *sfzmp* beep! | *f* /du du - du - du/ | *sfzmp* /r:r/ ring

B: H/B

B | | *f* | go over to oven

bi ba - bi ba - bi ba - bi ba/ | ding ding ding ding ding ding
ding ding ding ding ding ding

T.-t.

159 TAM-TAM on top rim top | *mp* front | *mf* back | *mp* | 160 top | front | *f* | 161 back | front



Stage Action

5'14.0" | 5'16.0" | 5'18.0"

Elect. | | | Oven door opens | turns off timer (beep)

162 | 163 | 164

S1: H/B

S1 | | sharpen knives

S2: H/B

S2 | | | mime turning off timer | | | Imitating sizzling turkey

B: H/B

B | | opens oven to look at turkey | | | Imitating sizzling turkey | | | pick up peeler

162 | 163 | 164 PEEL POTATO

Perc. | | | dampen tam-tam | | | PICK UP PEELER & POTATO

T.-t. | | |

Stage Action | Carving turkey and whipping potatoes

5'20.0" | 5'22.0" | 5'24.0"

Elect. | electronic cutting and blending sounds

165 | 166 | 167

S1: H/B | *Low and imitating electric carver or mixer*
spoken
sfzmp

S1 | /gr:r/

S2: H/B | undo Champagne foil and wire | place cover over cork and start to pry out

S2 | *mp*
s:s | f:f/

B: H/B | peel potato

B | *Low and imitating electric carver or mixer*
spoken
sfzmp

/gr:r/

165 | 166 | 167

Perc. | PUT DOWN POTATO/PEELER & PICK UP ELECTRIC MIXER | TURN ON low speed

8 SECTION 4

Stage Action | Champagne is uncorked and poured | doorbell rings

5'26.0" | 5'28.0" | 5'30.0"

Elect. | Champagne is uncorked and poured | doorbell rings

168 | 169 | 170

S1: H/B | put down knives
having fun!
Sprechstimme

S1 | spoken → whispered → un aspirated
f *p* *mf* *p* *mp*
pop pop pop pop pop pop pop pop pop pop /pə - pə - pə - pə - pə - p -
pop pop pop pop pop pop pop pop pop pop /pə

S2: H/B | uncork champagne bottle | pour into glasses

S2 | *Low and imitating electric carver or mixer*
spoken
sfzmp | *having fun!*
Sprechstimme
fff | spoken
f

/gr:r/ | pop pop pop pop pop pop pop pop pop pop /pə/ pop /pə/ /pə/
pop pop pop pop pop pop pop pop pop pop pop pop pop pop

B: H/B | frantically peel rest of the potato | put down potato/peeler

B | finger pop in mouth | flick side of face (to create popping sound)

/ɔ/ → /u/ → /ɔ/ → /u/ | /ɔ/ | /u/

168 (LH) → high speed | 169 RH: open soda can | 170 pour into glass

Perc. | TURN OFF MIXER & PUT DOWN

Stage Action S 2 goes out of sight to greet guests | |

5'32.0" | 5'34.0" | 5'36.0"

Elect. ding-dong! | footsteps and sounds from other people |

171 | 172 | 173

S1: H/B begins walking to side of stage (preferably a door) | greet arriving guests |

S1 *pp* p/ | *mf* no, I'll get the door! | *p* oh hi! how are you? so glad you could make it!

S2: H/B → whispered | unspirated |

S2 pop/pə/pop/pə - pə/ pop /pə - pə - pə - pə - p - p - p/

B: H/B | | |

B /ɔ/ | /u/ | /ɔ/

171 | 172 | 173

Perc. spoken com - ing! | pour into second glass | GO TO VIBRAPHONE



Stage Action S 1 and B place finishing touches on meal as guests arrive | |

5'38.0" | 5'40.0" | 5'42.0"

Elect. | |

174 | 175 | 176

S1: H/B talking with guests | |

S1 | |

S2: H/B making last minute food preparations in kitchen (and commenting on the evening and bubbling cranberry sauce) | |

S2 *mp* a re - mark a - ble

B: H/B making last minute food preparations in kitchen (and commenting on the evening and bubbling cranberry sauce) | |

B /u/ | humming *mp* /m:m/ |

174 | 175 | 176

Vib. MOTOR ON soft mallets: rounded timbre | bow |

mp | *p*

Stage Action | | |

5'44.0" | 5'46.0" | 5'48.0"

Elect. | | |

177 | 178 | 179

S1: H/B | | |

S1 *pp* can I take your coat? —————

S2: H/B | | |

S2 ————— de ————— gree

B: H/B | | |

B —————

177 | 178 | 179

Vib. | | |

(ord.)
p



Stage Action | | |

5'50.0" | 5'52.0" | 5'54.0"

Elect. | | |

180 | 181 | 182

S1: H/B | | |

S1 *p* laughter —————

S2: H/B | | |

S2 ————— of ————— red

B: H/B | | |

B —————

180 | 181 | 182

Vib. | | |

5'56.0" 5'58.0" 6'00.0"

Elect.

183 184 185

S1: H/B || make 3 drinks with ice

S1

S2: H/B

S2

means that a re mark a

B: H/B

B

183 184 185

Vib.

bow ord.



Stage Action

6'02.0" 6'04.0" 6'06.0"

Elect.

186 187 188

S1: H/B || give one to S2 & B

S1

S2: H/B

S2

ble ex change

B: H/B

B

186 187 188

Vib.

Stage Action

	6'20.0"	6'22.0"	6'24.0"
Elect.			
S1: H/B	196 circling table	197 place plate 3 on table	198 circling table
S1	<i>playful mp</i> clack		
S2: H/B	geta napkin	fold napkin rhythmically: hold up platten napkin on table	fold 1 fold 2
S2			
B: H/B	place another glass on the table	circling table	place 2 glasses on table (reach for second one)
B		<i>responding to glass breaking mp</i> crap!	
Perc.	196 <i>mp</i> <i>pp</i>	197 <i>mp</i> <i>pp</i>	198 <i>mp</i> <i>pp</i> <i>mp</i> <i>pp</i>



Stage Action

	6'26.0"	6'28.0"	6'30.0"
Elect.			
S1: H/B	199 place plate 4 on table	200 pick up silverware	201 place silverware on table (pne piece at a time) fork knife
S1	click		
S2: H/B	pick up napkin	fold napkin rhythmically: hold up platten napkin on table	fold 1 fold 2
S2	clack		click
B: H/B	pick up napkin		
B		<i>imitating lighting a match whispered p <mf > p</i>	spoken clack
Perc.	199 <i>mp</i> <i>pp</i>	200 <i>p</i> <i>pp</i>	201 <i>pp</i> <i>mp</i> <i>p</i>

Stage Action

6'32.0" | 6'34.0" | 6'36.0"

Elect.

203 spoon fork knife spoon 204 fork knife

S1: H/B

imitating lighting a match
p <mf > p
 /f:fu:i:u/ spoken
 clack
 pick up place napkin on table
 place candleholder on table place other

S2: H/B

imitating lighting a match
p <mf > p
 /f:fu:i:u/ clack
 pick up place napkin on table
 place on table
 pick up 2 candle-holders
 pick up another dish

B: H/B

click
 clack
 click

Perc.

202 203 204
mp *pp* *mp* *pp*

10 SECTION 5

Stage Action

6'38.0" | 6'40.0" | 6'41.0" | 6'42.0"

Elect.

205 spoon fork knife spoon 206 207 208
 dinner sounds, talking, and eating

S1: H/B

tidy up! sit down at table and pick up class raise glass
 clink wine glasses*

Panicked to finish!
f
 spoken
 clack
 cheers!

S2: H/B

pick up long butane lighter - ignite light candles sit down at table and pick up class raise glass
 clink wine glasses*

imitating lighting a match
p <mf > p
 clack /f:fu:i:u/ clack
 spoken
 cheers!

B: H/B

place on table rhythmically re-organize tidy up! sit down at table and pick up class raise glass
 clink wine glasses*

spoken
 cheers!

Perc.

205 206 207 208
mp *p* *mf* *p* *f* TO VIB.

* these glasses should preferably have a distinguishable tone falling in an Eb M chord

Stage Action

6'44.0" | 6'46.0" | 6'48.0"

Elect.

209 | 210 | 211

S1: H/B || hold hands with each other & other guests

Giving thanks and saying a prayer
sung

S1

climb - - - - ing al - - to - - ge - - ther in - - - - when

S2: H/B || hold hands with each other & other guests

S2

B: H/B || hold hands with each other & other guests

joining into prayer
sung

B

climb - - - - ing al - - to - - ge - - ther

209 | 210 | 211

Vib.

(motor off)

mp



Stage Action

6'50.0" | 6'52.0" | 6'54.0"

Elect.

212 | 213 | 214

S1: H/B ||

S1

there - - - - is a so - - - - lid chance - - - - of

S2: H/B ||

S2

B: H/B ||

B

in - - - - when there - - - - is a chance - - - - of

212 | 213 | 214

Vib.

Stage Action

6'56.0" | 6'58.0" | 7'00.0"

Elect.

215 | 216 | 217

S1: H/B

clink wine glasses

S1

soil ing no

S2: H/B

clink wine glasses

S2

joining into prayer
no

B: H/B

clink wine glasses

B

soil ing

215 | 216 | 217

Vib.



Stage Action

7'02.0" | 7'04.0" | 7'06.0"

Elect.

218 | 219 | 220

S1: H/B

pick up fork and knife

S1

more than a dir ty thing

S2: H/B

pick up fork and knife

S2

more than a dir ty thing

B: H/B

pick up fork and knife

B

dir ty thing

218 | 219 | 220

Vib.

Stage Action

7'08.0" | 7'10.0" | 7'12.0"

Elect.

with knife cut:
2. right | left | 22 right | left

S1: H/B

S1

col - - - or - - - ing | all | of

with knife cut:
right | left

S2: H/B

S2

all | of

with knife cut:
right | left

S2: H/B

B

all | of

221 | 222 | 223

Vib.

Stage Action

7'14.0" | 7'16.0" | 7'18.0"

Elect.

2. right | left | 22 right | 2. left | right

S1: H/B

S1

it | in | stead - - - y - - - ing | is

right | left | right | left | right

S2: H/B

S2

it | in | stead - - - y - - - ing | is

right | left | right | left | right

B: H/B

B

it | in | stead - - - y - - - ing | is

224 | 225 | 226

Vib.

11 INTERLUDE 5

Stage Action | 7'20.0" | 7'22.0" | 7'22.7" | 7'24.0"

Elect. | | || coffee beans pouring | |

S1: H/B | | | | | hop up to make dessert

S1 | jel ly | | |

S2: H/B | | | | | hop up to make dessert

S2 | jel ly | | |

B: H/B | | | | | hop up to make dessert

B | jel ly | | |

Perc. | | | | | pour coffee beans out of bag and into metal bowl

Vib. | | | | | GO TO BOWL WITH COFFEE BEANS

227 228 229 230

slow → rapid cutting → fast → slow

Stage Action | 7'26.0" | 7'28.0" | 7'30.0"

Elect. | | |

S1: H/B | pick up apple and peeler | peel apple |

S1 | *calling to husband*
Starting on the pie and dessert! | |

S2: H/B | pick up rolling pin | roll out pie dough |

S2 | | *treat rhythms loosely - humming while cooking*
humming *pp* /m:m/ |

B: H/B | pick up rolling pin | roll out pie dough |

B | | |

Perc. | | |

231 232 233

answering back spoken
Coffee is already started!

medium → slow → slow → very slow → very slow

swirl coffee beans with hand

rolling out pie dough

7^{32.0"} 7^{34.0"} 7^{36.0"}

Elect. rolling sounds

234 235 cut apple 236

S1: H/B

S1

S2: H/B (roll out pie dough)

S2 *p* /m:m/

B: H/B (roll out pie dough)

B

234 235 236

Perc. fast → slow pick up 4-5 beans drop into grinder pick up 4-5 beans drop into grinder



Stage Action

7^{38.0"} 7^{40.0"} 7^{42.0"}

Elect. coffee grinding starts

237 238 239

S1: H/B

S1 *mp* Imitate coffee grinder spoken /gr:r/

S2: H/B toss S1's apples in a bowl toss with sugar

S2 *mp* /m:m/ /m:m/

B: H/B put pie dough in dish

B *mp* Imitate coffee grinder spoken *p* *mp* /gr:r/ gr:r/

237 238 239

Perc. turn on coffee grinder short burst medium burst

Stage Action 744.0" 746.0" 748.2" | 4/4

Elect. 240 241 242 | 4/4 Turning on stove

S1: H/B *fast* | 4/4

S1 *p mp mf sfz p f mp mf p* Sprechstimme
/gr:r - gr:r/ /gr:r - gr:r/ /dʒ - dʒ - dʒ - dʒ - dʒ - dʒ - dʒ - dʒ - dʒ - dʒ -

S2: H/B *fast* | 4/4

S2 Sprechstimme
/dʒ - dʒ - dʒ - dʒ - dʒ - dʒ - dʒ - dʒ - dʒ - dʒ -

B: H/B | 4/4

B *p mp mf mp mf sfz p f mp mf p* Sprechstimme
/gr:r - gr:r - gr:r/ /gr:r - gr:r - gr:r/ /dʒ - dʒ - dʒ - dʒ - dʒ - dʒ - dʒ - dʒ - dʒ -

Perc. short short medium long 240 241 242 | 4/4 GO TO VIB. & CYM.

Stage Action 750.0" 752.0" 754.0" | 4/4

Elect. 243 244 245 | 4/4

S1: H/B | 4/4

S1 *mp pp p* spoken whispered
dʒ - dʒ - dʒ - dʒ - dʒ - dʒ - dʒ - dʒ - dʒ - dʒ -

S2: H/B | 4/4

S2 *pp p* spoken whispered
dʒ - dʒ - dʒ - dʒ - dʒ - dʒ - dʒ - dʒ - dʒ -

B: H/B | 4/4

B *mp* spoken whispered *mf* just
dʒ - dʒ - dʒ - dʒ - dʒ - dʒ - dʒ - dʒ - dʒ -

Vib. *ppp* 243 244 245 | 4/4

Stage Action | | |

756.0" | 758.0" | 800.0"

Elect. | | |

246 | 247 | 248

S1: H/B ||

S1 *mf* *sub.p* ————— *sfz.p* ————— *mf*

just as it is s:s - - - suf - - - fer - ing

S2: H/B ||

S2

B: H/B ||

B just just just

246 | 247 | 248

Vib. *<mp*

Stage Action | | |

8'02.0" | 8'04.0" | 8'06.0"

Elect. | | |

249 | 250 | 251

S1: H/B ||

S1 *mf* *sub.p* ————— *sfz.p* ————— *mf*

just as it is s:s - - - suc - - - ceed - e(d) -

S2: H/B ||

S2 *mf*

just

B: H/B ||

B just just

249 | 250 | 251

Cym. | | |

Vib. *p*

Stage Action

8'08.0" | 8'10.0" | 8'12.0"

Elect.

252 | 253 | 254

S1: H/B

S1

d:d | just as it is | m:m - - - moi(st) - -

S2: H/B

S2

just just just | just as it is | m:m - - - moi(st) - -

B: H/B

B

just just | m:m - - - moi(st) - -

252 | 253 | 254

Cym.

Vib.

mp

ped.

Stage Action

8'14.0" | 8'16.0" | 8'18.0"

Elect.

255 | 256 | 257

S1: H/B

S1

f | s:s - - - t:t

S2: H/B

S2

f | s:s - - - t:t *mf* so so

B: H/B

B

f | s:s - - - t:t

255 | 256 | 257

Vib.

mf

Stage Action | | |

8'20.0" | 8'22.0" | 8'24.0" |

Elect. | | |

258 | 259 | 260 |

S1: H/B | | |

S1 *mf* | | *p* → *mf* → spoken

so so so | is there no | /kə-kə-kə kə/coun - ter coun -

S2: H/B | | |

S2 *mf* | | | → spoken

so so | no no | /kə/.coun -

B: H/B | | |

B | | | spoken

so so so | is there no | /kə-kə kə-kə/

258 | 259 | 260 |

Vib. | | |

on frame with stick | on frame with stick

mp | *p* | *mp* | *p*



13 Postlude

Stage Action | | | |

8'26.0" | 8'26.7" | 8'28.0" | 8'30.0" |

Elect. | | | |

261 | 262 | 263 | 264 |

S1: H/B | | | |

S1 | | | | pour coffee into cup

ter - ing | /s:s → f:f → s:s | *mp* > *pp* | *mf* > *p* | i:u - - - i:u - - -

S2: H/B | | | |

S2 | | | | pull out cream and metal bowl

ter - ing | | | | *imitate milk frothing whispered*

/f:f → s:s → f:f → s:s → f:f → s:s → f:f → s:s

B: H/B | | | |

B | | | | pour milk into frother

count - er - ing | | | | *imitate milk frothing whispered*

/s:s → f:f | *mf* > *sim.* | *mp* | i:u - i:u - i:u

261 | 262 | 263 | 264 |

Vib. | | | |

swipe stick over resonating tubes | **PUT DOWN MALLETS & GO TO MILK & FROTHER STATION**

mp | *smfzp* |

Stage Action

8'32.0" | 8'34.0" | 8'36.0"

Elect.

265 | 266 | 267

S1: H/B

pour coffee into cup 2

S1

mf > *p* | *mp* > *pp* | *mf* > *p*

si:u/ | /f:f -> s:s - f:f -> | si:u - - - i:u - - -

S2: H/B

slowly pour cream into bowl

S2

mp > *sim.* | > *p*

i:u - si:u - i:u - i:u - fi:u/ | /s:s - - -> f:f - - -> s:s - - -

B: H/B

turn on frother

B

sim. | *mp* > *pp* | *mf* > *p* | *mp* > *sim.*

i:u - - - /f:f -> s:s - f:f -> s:s - i:u - - - fi:u - - - i:u - si:u - i:u - i:u - si:u/

265 | 266 | 267

shake milk carton slow | vigorous | slow

Perc.

unscREW top



Stage Action

8'38.0" | 8'40.0" | 8'42.0"

Elect.

268 | 269 | 270

S1: H/B

pour coffee into cup 3 | put down coffee carafe and go to table

S1

mp > *pp* | *mp* > *sim.*

fi:u | si:u - i:u - fi:u | i:u - - -

S2: H/B

slowly pour cream into bowl

S2

mp > *pp* | *mf* > *p* | *mp* > *sim.*

i:u - si:u - fi:u/ | si:u - i:u - fi:u i:u - si:u/ | /f:f -> s:s - f:f ->

B: H/B

pour milk into medium size bowl

B

mp > *sim.*

/s:s - - -> f:f - - -> s:s - f:f -s:s -> f:f s:s f:f s:s - f:f - si:u - - i:u - fi:u

268 | 269 | 270

pour milk into small glass bowl or pitcher

Perc.

Stage Action

8'44.0" | 8'46.0" | 8'48.0" |

Elect. | ding ding ding ding! | ice-cream! | apple! |
ice-cream! | pumpkin!

271 | 272 | 273

S1: H/B | pick up wine glass and fork | tap side of glass with fork |

S1 | | sec-onds? | des-ert? |

S2: H/B | freeze motions and look at S1 |

S2 | *mp > p* | *mp > p* | *mf* |
si:u | ji:u/ |

B: H/B | freeze motions and look at S1 |

B | *> p* | *mf* |
ji:u/ |

271 | 272 | 273

Perc. | set carton down | pick up hand-held frother | freeze motions and look at S1 | spoken |
rhu - barb! | turn frother on |



Stage Action

8'50.0" | 8'52.0" | 8'54.0" |

Elect. | voices build up |

274 | 275 | 276

S1: H/B | *keeping track of what people are having (turns into Tender Buttons food list)* | *overwhelmed* | *as fast as possible* |

S1 | *mp* | pumpkin... | blueberry... | pecan... | ice-cream... | Apple... | rhubarb... cake ... custard ... potatoes... asparagus... salad |

S2: H/B | *stating what you plan to have more of* | *as fast as possible* |

S2 | *pp* | salad... | sauce... | salmon... | orange.. | and clear soup and oranges and oatmeal... | salad dressing and an artichoke |

B: H/B | | pick up whipped cream can | pop top off (silently) |

B | *mf* | I'll have more of the | *pp* | potatoes... | asparagus... | sausages... | veal... | vegetable... | chicken... | pastry... | cream.... | cucumber... |

274 | 275 | 276

Perc. | place frother in milk | move frother to edge of bowl & allow whisk to hit side | circular motion | slow | fast |

Stage Action

8'56.0" | 8'58.0" | 9'00.0"

Elect. voices suddenly cut out
whipped cream bottle is opened

277 | 278 | 279

S1: H/B pick up whipped cream can, removing top
playful
shake whipped cream can
very slow → medium → very slow

S2: H/B pick up whisk and put bowl with cream in front of you
homemade is better
whip the cream with whisk
very slow

B: H/B playful
shake whipped cream can
very slow → medium → very slow → medium

Perc. 277 | 278 | 279
turn frother off and set down. pull out large metal whisk.
whisk milk
very slow → medium → slow



Stage Action

9'02.0" | 9'04.0" | 9'06.0"

Elect.

280 | 281 | 282

S1: H/B medium → slow → medium → slow → fast

S2: H/B slow → very slow → medium → very slow
p | *mp*

B: H/B slow → medium → slow → fast
pick up second can and shake LRLRLR etc.

Perc. 280 | 281 | 282
fast → slow
put down whisk & pull out piece of pie & whipped cream bottle
playful
shake whipped cream can
very slow → medium

9'08.0" | 9'10.0" | 9'12.0"

Elect. | whipped cream squirting starts

283 | 284 | 285 | squirt whipped cream onto plate*

medium → as fast as possible

S1: H/B | pull out hidden piece of pie

S1

fast → slow → fast | gives up whipping the cream by hand

S2: H/B | mf | take whipped cream bottle | shake slow → fast

S2

slow → as fast as possible

B: H/B | hand one bottle of whipped cream to S2 & pull out hidden piece of pie | squirt whipped cream onto plate*

B

283 | 284 | 285 | *Use the amount of pressure on the nozzle

Perc. | slow | squirt whipped cream onto plate*



Stage Action

9'14.0" | 9'16.0" | 9'18.0"

Elect.

286 | 287 | 288

shake slow → fast | squirt

S1: H/B | chuckle with mouth closed

S1 | chuckle with mouth closed

slow

S2: H/B | squirt | shake slow → fast

S2 | chuckle with mouth closed

shake fast → slow | squirt

B: H/B | chuckle with mouth closed | sim.

B

286 | 287 | 288 | improvise whisking gestures on head with plastic brush

Perc. | PUT DOWN BOTTLE & GO TO BASS DRUM | slow → medium | p

Stage Action the "normal squirting" turns into a whipped cream squirting war with everyone putting way too much whipped cream onto each plate

9'20.0" 9'22.0" 9'24.0"

Elect.

289 290 291

S1: H/B || *sim.* *shake fast* *the competition heats up*

S1 || *sim.* *laugh*

S2: H/B || *slow* *squirt* *the competition heats up*

S2 || *sim.* *laugh* *chuckle*

B: H/B || *shake fast* *squirt* *the competition heats up*

B || *laugh*

Perc. || *slow* *fast* *slow* *fast* *slow*

ppp p mp p mp ppp mp ppp



14 Coda

Stage Action whipped cream dies out

9'26.0" 9'28.0" 9'30.0"

Elect. || footsteps and voices

292 293 294

S1: H/B || *walk over to door and departing guests*

S1 || *full blown laughter* *chuckle*

S2: H/B || *chuckle* *full blown laughter* *chuckle*

B: H/B || *walk over and sit at table to eat dessert*

B || *chuckle* *full blown laughter* *chuckle*

Perc. || *slow* *fast* *l.v.*

ppp mf

Stage Action | lights begin to dim

9'44.0" 9'46.0" 9'48.0"

Elect. vacuum cleaner sounds

301 302 303

S1: H/B

S1

S2: H/B

S2 *cleaning & reflecting on the day - rhythms may be loosely treated*
humming
mp
/m:m/

B: H/B get vacuum cleaner push around vacuum cleaner (you may turn it on if it is quiet)

B

Perc. 301 pull colander out of water & let drain 302 put colander to side 303 pick up scrub brush and soap dispenser



Stage Action in darkness except for the candles

9'50.0" 9'52.0" 9'54.0"

Elect.

304 305 306

S1: H/B

S1

S2: H/B walk over to table with candles blow out candle and exit stage (or freeze)

S2

B: H/B

B *while cleaning & reflecting on the day--rhythms may be loosely treated*
humming
mp
/m:m/

Perc. 304 place soap on brush push down dispenser in rhythm 305 put soap dispenser down and pick up cheese grater 306 up and down cheese grater

Stage Action

9'56.0" | 9'58.0" | 10'00.0"

Elect.

307 | 308 | 309

S1: H/B

S1

S2: H/B

S2

B: H/B

turn vacuum off and walk over to table with candles

Perc.

307 | 308 circular motion slow | 309 fast | slow



Stage Action

10'02.0" | 10'04.0" | 10'06.0"

Elect.

310 | 311 | 312

S1: H/B

walk over to table and final remaining candle

humming *mp* | *mf*

/m:m/

S2: H/B

S2

blow out candle and exit stage (or freeze)

B: H/B

Perc.

310 up and down cheese grater | 311 | 312 circular motion slow | fast

