

# Lawrence Berkeley National Laboratory

## LBL Publications

### Title

A PRODUCTION IN  $e^+e^-$  ANNIHILATION AT 29 GeV

### Permalink

<https://escholarship.org/uc/item/15r2n1wx>

### Author

Aihara, H.

### Publication Date

1984-10-01

UC-34c

LBL-18382  
Preprint 9.1



# Lawrence Berkeley Laboratory

UNIVERSITY OF CALIFORNIA

RECEIVED  
LAWRENCE  
BERKELEY LABORATORY  
NOV 1 1984  
LIBRARY AND  
DOCUMENTS SECTION

## Physics Division

Submitted for publication

A PRODUCTION IN  $e^+e^-$  ANNIHILATION AT 29 GeV

PEP-4 TPC Collaboration

October 1984

**For Reference**

Not to be taken from this room



LBL-18382  
9.1

## **DISCLAIMER**

This document was prepared as an account of work sponsored by the United States Government. While this document is believed to contain correct information, neither the United States Government nor any agency thereof, nor the Regents of the University of California, nor any of their employees, makes any warranty, express or implied, or assumes any legal responsibility for the accuracy, completeness, or usefulness of any information, apparatus, product, or process disclosed, or represents that its use would not infringe privately owned rights. Reference herein to any specific commercial product, process, or service by its trade name, trademark, manufacturer, or otherwise, does not necessarily constitute or imply its endorsement, recommendation, or favoring by the United States Government or any agency thereof, or the Regents of the University of California. The views and opinions of authors expressed herein do not necessarily state or reflect those of the United States Government or any agency thereof or the Regents of the University of California.

A Production in  $e^+e^-$  Annihilation at 29 GeV

H. Aihara, M. Alston-Garnjost, J.A. Bakken, A. Barbaro-Galtieri, A.V. Barnes, B.A. Barnett, B.J. Blumenfeld, A.D. Bross, C.D. Buchanan, O. Chamberlain, C-Y. Chien, A.R. Clark, A. Cordier, O.I. Dahl, C.T. Day, K.A. Derby, P.H. Eberhard, D.L. Fancher, H. Fujii, T. Fujii, B. Gabioud, J.W. Gary, W. Gorn, N.J. Hadley, J.M. Hauptman, W. Hofmann, J.E. Huth, J. Hylen, T. Kamae, H.S. Kaye, R.W. Kenney, L.T. Kerth, R.I. Koda, R.R. Kofler, K.K. Kwong, J.G. Layter, C.S. Lindsey, S.C. Loken, X-Q. Lu, G.R. Lynch, L. Madansky, R.J. Madaras, K. Maruyama, J.N. Marx, J.A.J. Matthews, S.O. Melnikoff, W. Moses, P. Nemethy, D.R. Nygren, P.J. Oddone, D.A. Park, A. Pevsner, M. Pripstein, P.R. Robrish, M.T. Ronan, R.R. Ross, F.R. Rouse, R.R. Sauerwein, G. Shapiro, M.D. Shapiro, B.C. Shen, W.E. Slater, M.L. Stevenson, D.H. Stork, H.K. Ticho, N. Toge, R.F. van Daalen Wetters, G.J. VanDalen, R. van Tyen, E.M. Wang, M.R. Wayne, W.A. Wenzel, H. Yamamoto, M. Yamauchi, W-M. Zhang

Lawrence Berkeley Laboratory, University of California, Berkeley, CA 94720,  
University of California, Los Angeles, CA 90024,  
University of California, Riverside, CA 92521,  
Johns Hopkins University, Baltimore, MD 21218,  
University of Massachusetts, Amherst, MA 01003, and  
University of Tokyo, Tokyo 113, JAPAN

October 1984

## Abstract

The inclusive production cross section of  $\Lambda, \bar{\Lambda}$  in  $e^+e^-$  annihilation at a c.m. energy of  $29\text{ GeV}$  has been measured with the TPC detector at PEP. The average  $\Lambda, \bar{\Lambda}$  multiplicity has been measured to be  $0.197 \pm 0.012(\text{stat.}) \pm 0.017(\text{syst.})$ .  $\Lambda\text{-}\bar{\Lambda}$  pairs have been observed in jets for the first time, and the average number of  $\Lambda\text{-}\bar{\Lambda}$  pairs per event has been measured to be  $0.042 \pm 0.017 \pm 0.014$ .

PACS numbers: 13.65.+i, 14.20.Jn

In the process of  $e^+e^-$  annihilation into jets, quarks and gluons fragment into hadrons. Various models to describe this process have been proposed. Meson formation from quark-antiquark pairs created in the color field is common to many hadronization models, while the implementation of baryon production differs significantly in these models. Examples are: 1) the diquark model<sup>1</sup>, in which a baryon is produced by combining a diquark and a quark, 2) the color singlet cluster model<sup>2</sup>, in which a baryon pair is produced as a two-body decay product of a low mass color singlet cluster, and 3) the popcorn model<sup>3</sup>, in which a baryon is produced by combining three independently produced quarks. While there exists some information on baryon production in  $e^+e^-$  annihilation<sup>4-7</sup>, further data, especially on baryon and antibaryon correlations, are required to test these models.

We present results on the inclusive production of  $\Lambda$  and  $\bar{\Lambda}$  and on the production of  $\Lambda\bar{\Lambda}$  pairs in  $e^+e^-$  annihilation at a c.m. energy of  $29\text{GeV}$ . The data have been accumulated using the PEP4/TPC detector facility<sup>8</sup> at the SLAC PEP storage ring. The detector and the selection criteria for the hadronic events have been described elsewhere<sup>7,8</sup>. This analysis is based on 29000 hadronic events. The capabilities of measuring three-dimensional coordinates of tracks and of identifying particles by ionization energy loss ( $dE/dx$ ) make the TPC particularly suitable for the detection of  $\Lambda$  decays in complex hadronic events.

$\Lambda$  and  $\bar{\Lambda}$  were detected by reconstructing  $\Lambda \rightarrow \pi^- p$  and  $\bar{\Lambda} \rightarrow \pi^+ \bar{p}$  decays, respectively. Hereafter, we refer to  $\Lambda, \bar{\Lambda}$  production as  $\Lambda$  production for simplicity. To reconstruct a  $\Lambda$  decay,  $\pi^-$  and  $p$  were selected as charged tracks whose  $dE/dx$  and momentum measurements were consistent with the  $\pi$  and  $p$  hypothesis, respectively. A minimum momentum of  $0.12\text{GeV}/c$  was required for each track. All  $\pi^- p$  pairs were subjected to secondary vertex finding routines. Taking into account the fitting error

and multiple Coulomb scattering, the tracks had to be consistent with a common vertex within 3 standard deviation (*s.d.*) and the distance of closest approach in space of the orbits had to be less than 1.2cm. The position of the secondary vertex formed by the  $\pi$  and  $p$  tracks had to be at least 1.4cm or  $1.4\text{cm} \times p_{\pi p}/M_{\Lambda}$  (whichever is larger) away from the interaction point, and the momentum vector of the  $\pi p$  system had to point back to the interaction point within  $15^\circ$ . Contaminations in the  $\Lambda$  candidates due to misidentified  $e^+e^-$  pairs from photon conversions or  $K_S^0 \rightarrow \pi^+\pi^-$  decays were reduced by removing pairs consistent with either hypothesis. Backgrounds were further reduced by requiring that the absolute value of the cosine of the angle between the  $\Lambda$  and the  $\pi$  in the  $\Lambda$  rest frame had to be less than 0.9. Each pair was assigned a probability to be a  $\Lambda$  based on the results of particle identification and of secondary vertex reconstruction. This probability was required to be greater than the value necessary to retain 70% of the  $\Lambda$ 's remaining at this stage.

The resulting  $\pi p$  invariant mass spectrum is shown in Fig.1. Fits based on the sum of a gaussian peak and a smooth background give  $272 \pm 24$   $\Lambda$  and  $292 \pm 25$   $\bar{\Lambda}$ . The peak position is  $1116.4 \pm 0.6\text{MeV}$ . The observed  $\Lambda$  mass resolution depends on the momentum  $p$ . It is  $6\text{MeV}(r.m.s.)$  at  $p = 1 - 3\text{GeV}/c$  and  $10\text{MeV}$  at  $6\text{GeV}/c$ . These values are consistent with the result of a Monte Carlo simulation of the detector. The overall detection efficiency rises from 0 at  $0.5\text{GeV}/c$  and reaches a maximum of 15% at  $2\text{GeV}/c$ , then it decreases to 5 % at  $10\text{GeV}/c$ .

The normalized cross sections,  $(1/\sigma_h\beta)(d\sigma/dx)$ , as a function of  $x = 2E/\sqrt{s}$  are shown in Fig.1 for both  $\Lambda$  and  $p$ <sup>7</sup>. The cross sections have been corrected for acceptance and for the effects of event selection and of initial state radiation. The systematic errors result mainly from the uncertainties in the detection efficiency and in the fit of the invariant mass spectra. Our data are consistent with JADE<sup>4</sup> and TASSO<sup>5</sup> results.

Included in Fig.1 are predictions of the LUND model<sup>1</sup> (with standard parameters). The model gives a reasonable description of the data.

The  $\Lambda$  multiplicity was obtained by correcting for the unobserved momentum regions  $p < 0.5$  and  $> 10\text{GeV}/c$ . According to the LUND model, these regions contribute 7% to the total  $\Lambda$  multiplicity. The resulting  $\Lambda$  multiplicity of  $0.197 \pm 0.012(\text{stat.}) \pm 0.017(\text{syst.})$  is consistent with the result of JADE( $0.234 \pm 0.064$ )<sup>4</sup> and lower than that of TASSO( $0.31 \pm 0.04$ )<sup>6</sup>.

In the investigation of  $\Lambda\bar{\Lambda}$  correlations, two questions are addressed separately: a) are  $\Lambda$ 's and  $\bar{\Lambda}$ 's usually produced close by in phase space, i.e., is baryon number conserved locally? and b) does the fact that the  $\Lambda$ 's carry strangeness introduce additional correlations beyond what is required by baryon number conservation?

To study  $\Lambda\bar{\Lambda}$  correlations, events which contain a  $\Lambda\bar{\Lambda}$ ,  $\Lambda\Lambda$ , or  $\bar{\Lambda}\bar{\Lambda}$  pair were selected by requiring the  $\pi\pi$  invariant masses to fall within  $2\sigma$  of the  $\Lambda$  mass. We observed the following number of events for each type of pair:  $\Lambda - \bar{\Lambda} = 11$  ( $1.4 \pm 1.2$ ),  $\Lambda - \Lambda = 3$  ( $2.1 \pm 0.9$ ) and  $\bar{\Lambda} - \bar{\Lambda} = 0$  ( $0.6 \pm 0.7$ ), where the first figure is the number of observed pairs and the figure in parentheses is the background estimated from a Monte Carlo simulation. The error on the background includes the statistical and systematic errors of the simulation. While the numbers of  $\Lambda\Lambda$  and  $\bar{\Lambda}\bar{\Lambda}$  pairs are consistent with 0, a statistically significant number of  $\Lambda\bar{\Lambda}$  pairs is observed. For these 11  $\Lambda\bar{\Lambda}$  pairs, the distributions of the spatial opening angle ( $\Theta_{\Lambda\bar{\Lambda}}$ ) between  $\Lambda$  and  $\bar{\Lambda}$  (Fig.2a) and the absolute value of rapidity differences ( $|\Delta y|$ ) between  $\Lambda$  and  $\bar{\Lambda}$  (Fig.2b) were obtained. For the calculation of rapidities, the sphericity axis was used. Included in Fig.2a and Fig.2b are the predictions of the LUND model, which are consistent with our data. We have also calculated a rapidity difference distribution assuming that  $\Lambda$ 's and  $\bar{\Lambda}$ 's are generated independently according to the observed single  $\Lambda$  rapidity distribution. This



prediction is shown in Fig.2b as a dotted line. The two  $\Lambda\bar{\Lambda}$  pairs at  $|\Delta y| = 4.5 - 5.0$  have been investigated carefully, but no reason was found to reject these pairs as background. The observation of two  $\Lambda\bar{\Lambda}$  pair candidates in this  $|\Delta y|$  region differs by 2 *s.d.* from the prediction of either the LUND model or the independent production assumption, and may indicate the coexistence of mechanisms which enhance long range  $\Lambda\bar{\Lambda}$  correlation. Excluding these two pairs, we have performed a likelihood fit to compare the two models and find that the LUND model is favored by 2 *s.d.* over the independent production assumption.

The mean number of  $\Lambda\bar{\Lambda}$  pairs per event ( the  $\Lambda\bar{\Lambda}$  pair multiplicity ) was determined to be  $0.042 \pm 0.017 \pm 0.014$  for all pairs,  $0.030 \pm 0.014 \pm 0.011$  for the pairs with  $|\Delta y| < 1.4$ , and  $0.028 \pm 0.013 \pm 0.009$  for pairs with  $\cos\Theta_{\Lambda\bar{\Lambda}} > 0$ , after corrections for acceptance and for the effects of event selection and of initial state radiation. Figure 3 shows the  $\Lambda$  multiplicity and the  $\Lambda\bar{\Lambda}$  pair multiplicity in comparison with models. The prediction of the LUND model<sup>1</sup> is shown as a function of  $(us/ud)/(s/u)$ , where  $us/ud$  is the ratio of the production rates of strange and ordinary diquark pairs from the vacuum and  $s/u$  is that of strange and ordinary quark pairs. For the present calculation,  $s/u = 0.3$  and  $qq/q = 0.09$ , the diquark to quark pair production ratio, were assumed as determined by the  $K^\pm$  and  $p + \bar{p}$  cross section<sup>7</sup>, respectively. The LUND model with  $(us/ud)/(s/u) = 0.2$  gives a prediction in reasonable agreement with the  $\Lambda$  and  $\Lambda\bar{\Lambda}$  pair multiplicities. The prediction of the Webber model<sup>2</sup> is also shown in the same figure. While this model reproduces  $\pi$ ,  $K$ , and  $p$  multiplicities, it predicts higher multiplicities for both  $\Lambda$ 's and  $\Lambda\bar{\Lambda}$  pairs in disagreement with our data. We did not try to optimize this model to reproduce these multiplicities.

To provide another reference for the strength of the  $\Lambda - \bar{\Lambda}$  correlations, we compare the data with predictions based on two extreme assumptions: 1) that the flavors

of the baryon ( $B$ ) and the antibaryon ( $\bar{B}$ ) of a  $B\bar{B}$  pair are completely uncorrelated, and 2) that  $\Lambda$ 's and  $\bar{\Lambda}$ 's are always produced as  $\Lambda\bar{\Lambda}$  pairs. The first assumption corresponds to the minimum  $\Lambda - \bar{\Lambda}$  correlation, whereas the second describes the maximum possible correlation, given that the baryon number has to be conserved. In the former case, strangeness is compensated, if necessary, by strange mesons in the event. Both for 1) and 2), the detailed predictions depend on the distribution in the number of baryons per event. The bands in Fig.3 indicate the range from a model with Poisson distribution in the number of baryons per event to a model where at most one baryon pair per event is produced. In the calculation, the mean baryon plus antibaryon multiplicity per event was taken as twice the  $p + \bar{p}$  multiplicity <sup>7</sup>. Our  $\Lambda\bar{\Lambda}$  pair multiplicity is more than two *s.d.* below the band predicted by the second assumption of maximum correlation, and is slightly above (but consistent with) the band corresponding to minimum correlation.

In summary, we have measured the inclusive cross section for  $\Lambda$  and  $\bar{\Lambda}$  production in  $e^+e^-$  annihilation at a c.m. energy of 29 GeV. The  $\Lambda, \bar{\Lambda}$  multiplicity is  $0.197 \pm 0.012 \pm 0.017$ , and  $\Lambda\bar{\Lambda}$  pair multiplicity is  $0.042 \pm 0.017 \pm 0.014$ , close to the limit of vanishing correlation between baryon flavors. The observed  $\Lambda - \bar{\Lambda}$  correlation favors mechanisms where baryon number is locally conserved.

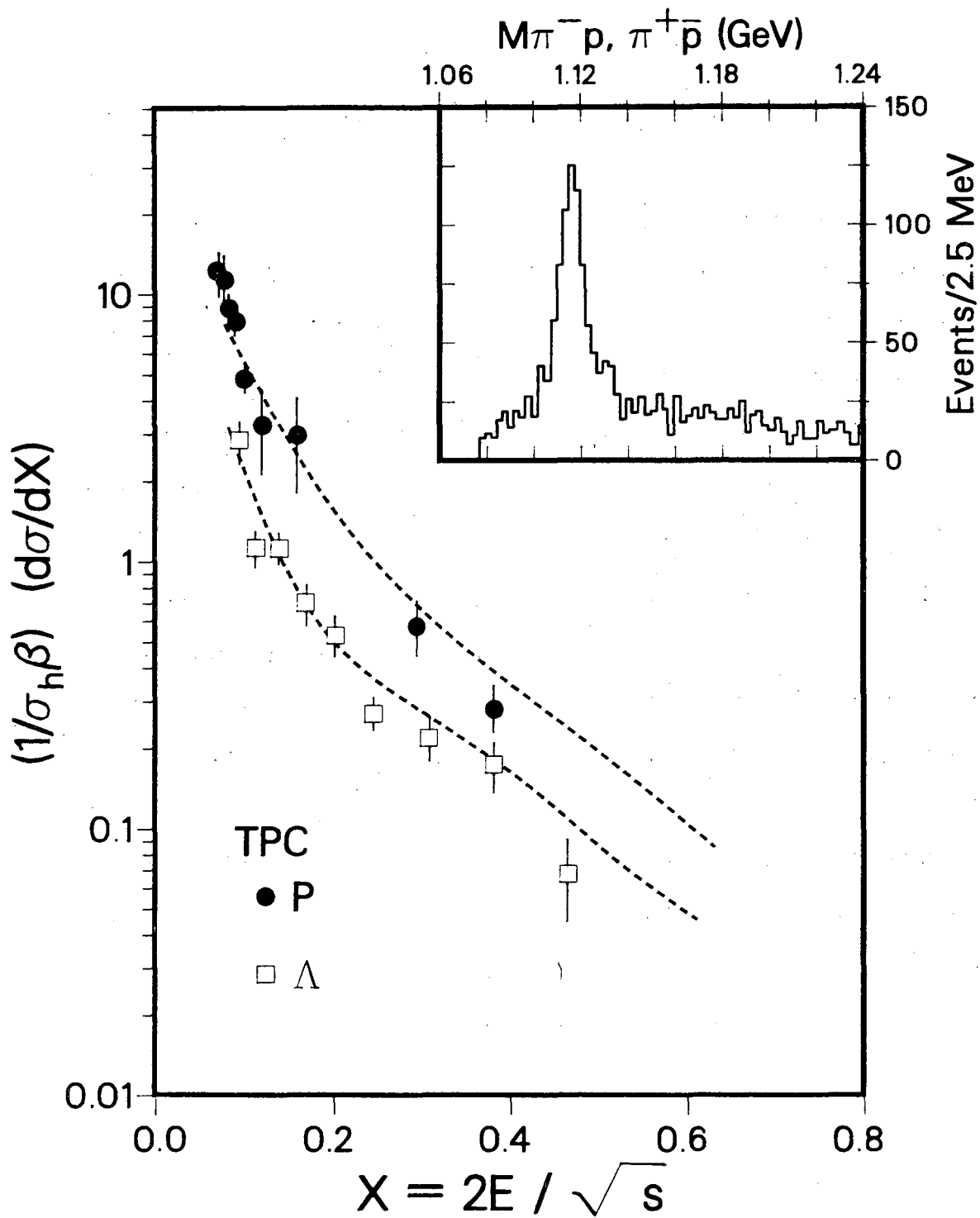
We would like to thank the PEP staff and the engineers, programmers and technicians of the collaborating institutions who made this work possible. This work was supported by the Department of Energy under contract numbers DE-AC03-76SF00098, DE-AM03-76SF00034 and DE-AC02-76ER03330, the National Science Foundation and the Joint Japan-US collaboration program in High Energy Physics. One of us (W.H.) acknowledges an A.P.Sloan Fellowship.

## References

1. B. Andersson et al., Phys. Lett. 85B, 417(1979) ; B. Andersson et al., Nucl. Phys. B197, 45(1980) ; B. Andersson et al., Z. Phys. C20, 317(1983). We use JETSET V5.2 of the LUND Monte Carlo for our analysis.
2. G. Marchesini and B. R. Webber, Nucl. Phys. B238, 1(1984) ; B. R. Webber, Nucl. Phys. B238, 492(1984). We use version 1.1 of the Webber Monte Carlo for our analysis.
3. A. Casher et al., Phys. Rev. D20, 179(1979).
4. JADE Collab., W. Bartel et al., Phys. Lett. 104B, 75(1981).
5. TASSO Collab., R. Brandelik et al., Phys. Lett. 105B, 75(1981) ; M. Althoff et al., Phys. Lett. 130B, 340(1983).
6. TASSO Collab., M. Althoff et al., DESY report no. DESY 84-065 1984 (To be submitted to Z. Phys. C).
7. PEP4 Collab., H. Aihara et al., Phys. Rev. Lett. 52, 577(1984) ; H. Aihara et al., Phys. Rev. Lett. 52, 2201(1984) ; H. Aihara et al., Phys. Rev. Lett. 53, 130(1984).
8. PEP4 Collab., H. Aihara et al., IEEE Trans. Nucl. Sci. NS-30, 63 (1983); NS-30, 67 (1983); NS-30, 76 (1983); NS-30, 117 (1983); NS-30, 153 (1983).

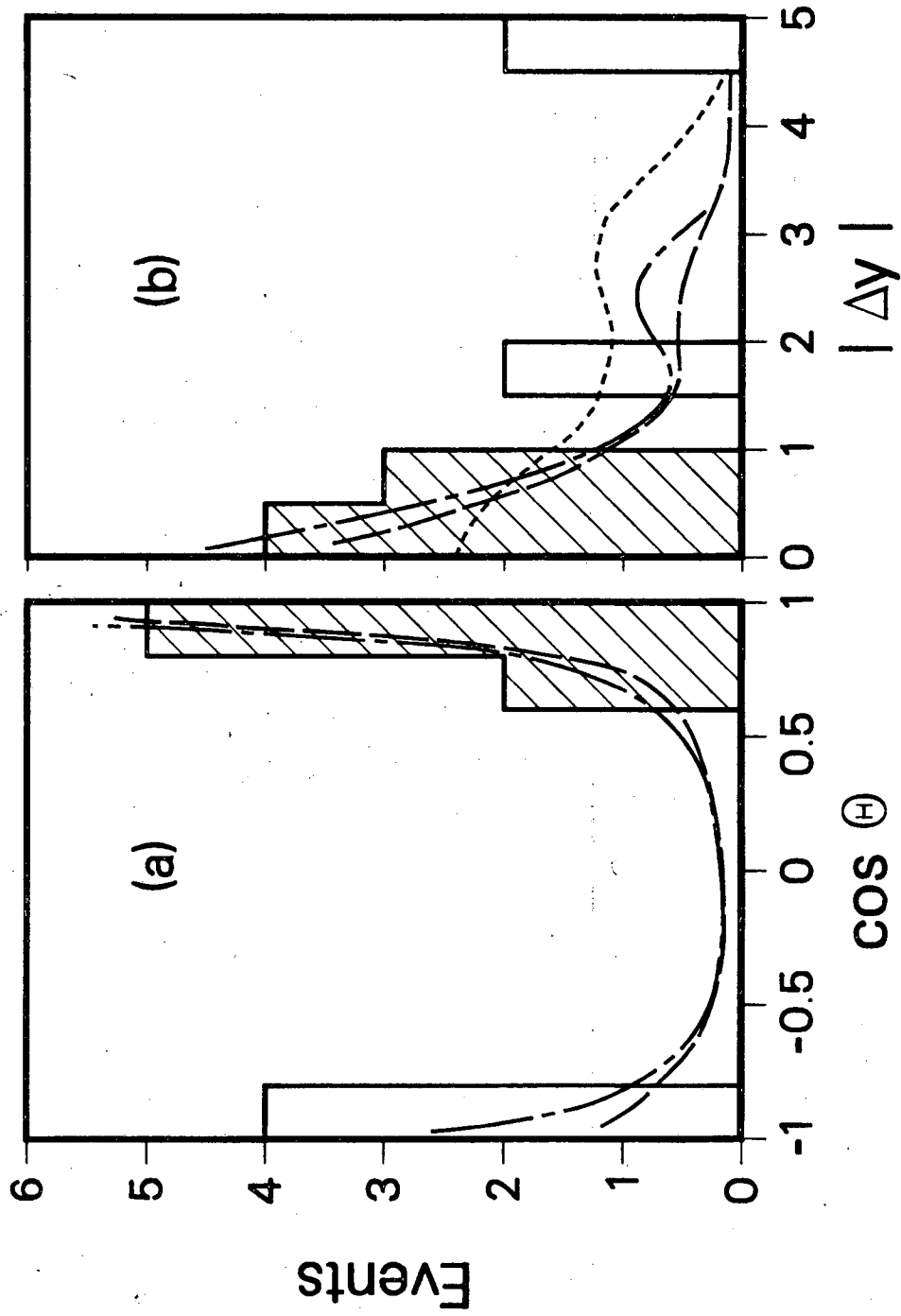
## Figure Captions

1. Normalized inclusive cross sections of  $\Lambda+\bar{\Lambda}$  and  $p+\bar{p}$  and LUND model predictions<sup>1</sup>. The insert shows the  $\pi^-p$  and  $\pi^+\bar{p}$  invariant mass spectrum.
2. Distributions of (a) opening angle between  $\Lambda$  and  $\bar{\Lambda}$ , and (b) absolute value of rapidity difference between  $\Lambda$  and  $\bar{\Lambda}$ . The hatched areas in (a) and (b) correspond to the same pairs. The distributions have not been corrected for acceptance and backgrounds. The dashed-dotted line is the prediction of the LUND model for the distribution of  $\Lambda\bar{\Lambda}$  pairs using the same selection criteria as for the experimental data. The dashed line is the prediction of the model excluding background. The model prediction is based on an event sample 7 times larger than the data, and the distribution was scaled by this factor. The dotted line in (b) is the distribution expected for independent production of  $\Lambda$  and  $\bar{\Lambda}$ , the area being normalized to 11 (see text).
3.  $\Lambda, \bar{\Lambda}$  multiplicity and  $\Lambda\bar{\Lambda}$  pair multiplicity.  $+$  is the present data. Solid line shows the prediction of the LUND model as a function of  $(us/ud)/(s/u)$ .  $\times$  gives the Webber model prediction. The band (1) is the range of predictions if the flavors of the baryon and antibaryon of a baryon-antibaryon pair are uncorrelated and the band (2) is the range of predictions if  $\Lambda$  and  $\bar{\Lambda}$  are always pair produced. The upper bounds of these bands correspond to the model with Poisson distribution in the baryon multiplicity and the lower bounds to the model with at most one baryon pair per event. See text for details.



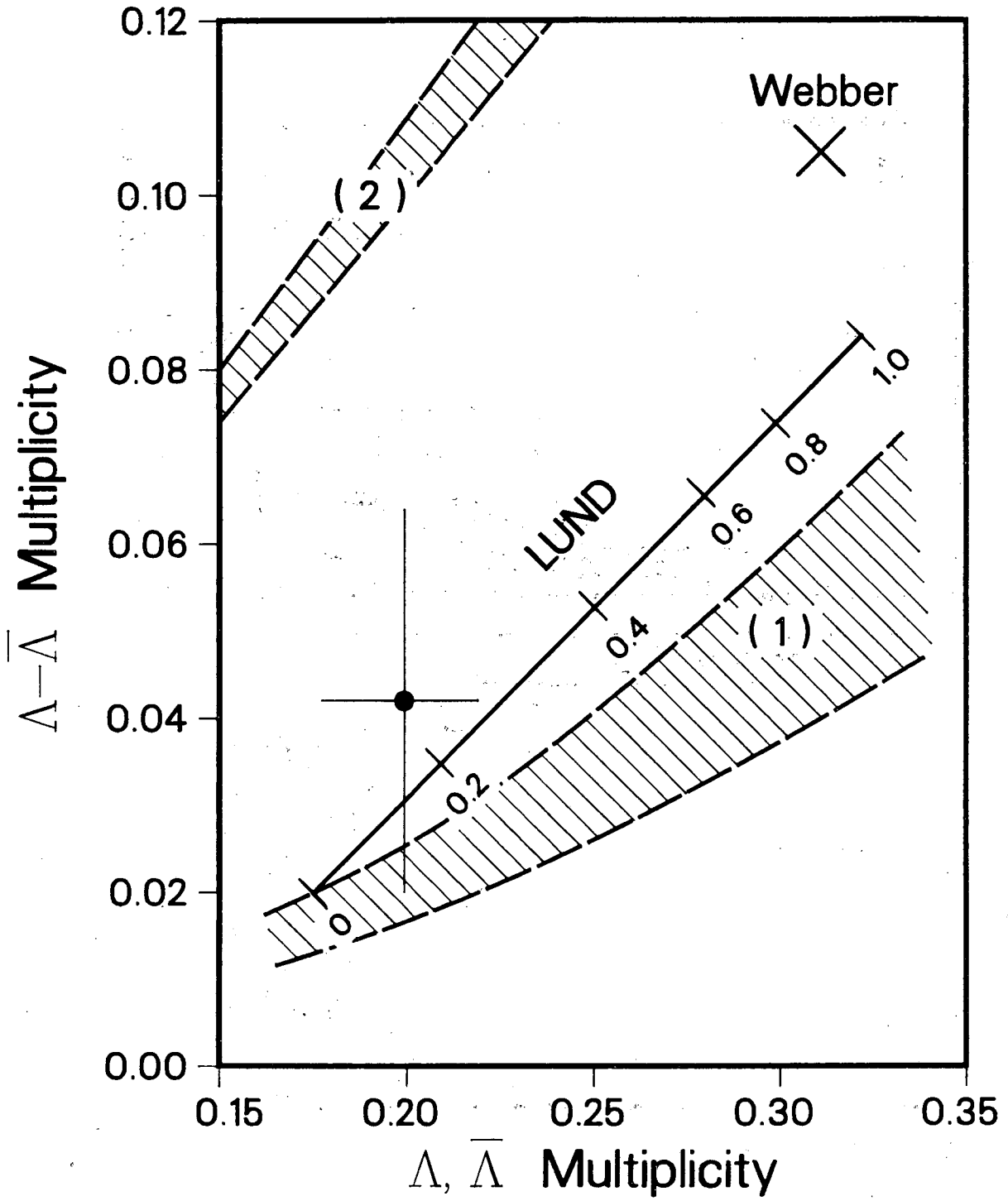
XCG 849-13257

Fig. 1



XCG 849-13255 B

Fig. 2



XCG 849-13256 B

Fig. 3

This report was done with support from the Department of Energy. Any conclusions or opinions expressed in this report represent solely those of the author(s) and not necessarily those of The Regents of the University of California, the Lawrence Berkeley Laboratory or the Department of Energy.

Reference to a company or product name does not imply approval or recommendation of the product by the University of California or the U.S. Department of Energy to the exclusion of others that may be suitable.



TECHNICAL INFORMATION DEPARTMENT  
LAWRENCE BERKELEY LABORATORY  
UNIVERSITY OF CALIFORNIA  
BERKELEY, CALIFORNIA 94720