

# Lawrence Berkeley National Laboratory

## LBL Publications

### Title

Molecular Beam Studies of Reaction Dynamics

### Permalink

<https://escholarship.org/uc/item/162996p7>

### Author

Lee, Y T

### Publication Date

1992-03-01

### Copyright Information

This work is made available under the terms of a Creative Commons Attribution License, available at <https://creativecommons.org/licenses/by/4.0/>



# Lawrence Berkeley Laboratory

UNIVERSITY OF CALIFORNIA

## CHEMICAL SCIENCES DIVISION

To be presented at the 1992 Combustion Research Contractors' Meeting,  
Granlibakken, Tahoe City, California, June 15-17, 1992  
and to be published in the Proceedings

### Molecular Beam Studies of Reaction Dynamics

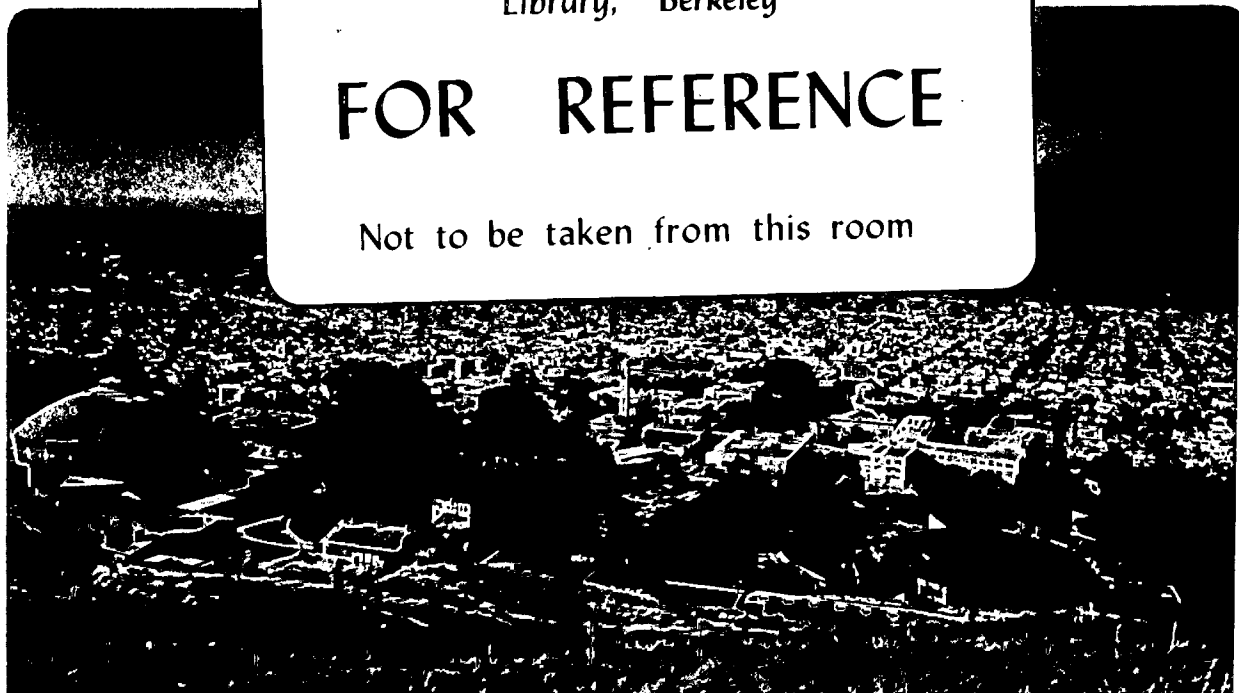
Y.T. Lee

March 1992

U. C. Lawrence Berkeley Laboratory  
Library, Berkeley

# FOR REFERENCE

Not to be taken from this room



## **DISCLAIMER**

This document was prepared as an account of work sponsored by the United States Government. While this document is believed to contain correct information, neither the United States Government nor any agency thereof, nor the Regents of the University of California, nor any of their employees, makes any warranty, express or implied, or assumes any legal responsibility for the accuracy, completeness, or usefulness of any information, apparatus, product, or process disclosed, or represents that its use would not infringe privately owned rights. Reference herein to any specific commercial product, process, or service by its trade name, trademark, manufacturer, or otherwise, does not necessarily constitute or imply its endorsement, recommendation, or favoring by the United States Government or any agency thereof, or the Regents of the University of California. The views and opinions of authors expressed herein do not necessarily state or reflect those of the United States Government or any agency thereof or the Regents of the University of California.

1992 Combustion Research Contractors' Meeting  
Granlibakken, Tahoe City, California, June 15-17, 1992

LBL-32099 ABS

## MOLECULAR BEAM STUDIES OF REACTION DYNAMICS

Yuan T. Lee

Chemical Sciences Division  
Lawrence Berkeley Laboratory  
Berkeley, CA 94720 USA

March 1992

This work was supported by the Director, Office of Energy Research, Office of Basic Energy Sciences, Chemical Sciences Division, of the U.S. Department of Energy under Contract No. DE-AC03-76SF00098.

# Molecular Beam Studies of Reaction Dynamics

Yuan T. Lee  
Chemical Sciences Division  
Lawrence Berkeley Laboratory  
Berkeley, California 94720

## Scope of Project

The major thrust of this research project is to elucidate detailed dynamics of simple elementary reactions that are theoretically important and to unravel the mechanism of complex chemical reactions or photochemical processes that play important roles in many macroscopic processes. Molecular beams of reactants are used to study individual reactive encounters between molecules or to monitor photodissociation events in a collision-free environment. Most of the information is derived from measurement of the product fragment energy, angular, and state distributions. Recent activities are centered on the mechanisms of elementary chemical reactions involving oxygen atoms with unsaturated hydrocarbons, the dynamics of endothermic substitution reactions, the dependence of the chemical reactivity of electronically excited atoms on the alignment of excited orbitals, the primary photochemical processes of polyatomic molecules, intramolecular energy transfer of chemically activated and locally excited molecules, the energetics of free radicals that are important to combustion processes, the infrared-absorption spectra of carbonium ions and hydrated hydronium ions, and bond-selective photodissociation through electric excitation.

## Current Research and Recent Results

### A. Primary Dissociation Processes

1. Infrared Spectroscopy of Ionic Clusters Containing  $\text{CH}_5^+$ . Ionic clusters containing  $\text{CH}_5^+$  have been investigated using infrared laser spectroscopy based upon vibrational predissociation. In this technique, mass-selected parent ions are exposed to tunable IR laser radiation while they are trapped in an octapole ion trap. The number of daughter ions formed by vibrational predissociation of the trapped parent ions is measured with a quadrupole mass spectrometer. This technique has higher sensitivity than direct absorption IR techniques, which is very important for the study of weakly bound clusters which can not be generated in large numbers in the cold ion form.

Last year we studied three solvated  $\text{CH}_5^+$  dimers:  $\text{CH}_5^+(\text{H}_2)$ ,  $\text{CH}_5^+(\text{CH}_4)$ , and  $\text{CH}_5^+(\text{H}_2\text{O})$  in the frequency region from  $2650\text{ cm}^{-1}$  to  $4150\text{ cm}^{-1}$  with  $0.2\text{ cm}^{-1}$  resolution. In their spectra, it was found that each band has a splitted feature which may originate from tunneling motion of these clusters. Usually, for weakly bound clusters, there has been observed such a tunneling splitting in their spectra.

2. The Photochemistry of Methyl Acetylene at 193 nm. The investigation of reactions, thermochemistry and photochemistry of small hydrocarbon molecules and radicals with high carbon atoms to hydrogen atoms ratio are very important in combustion chemistry. In our recent investigation of the photodissociation of allene at 193 nm, a question arises on the possible facile isomerization of the excited molecule. The question can be answered if we compare the results of the allene experiment with those of another  $\text{C}_3\text{H}_4$  isomer, namely methylacetylene (propyne). If the H atom migration is facile in the electronically excited state, many common features will be detected between these two systems.

3. Photodissociation of  $\text{CH}_3$  Radical at 193 nm. There has been recent interest in whether or not the dissociation of methyl radical proceeds via the loss of atomic or molecular hydrogen. Although both channels are thermodynamically accessible at 193 nm, calculations have shown that the "least motion" pathway to  $\text{H}_2$  elimination (symmetry forbidden dissociation along the  $\text{C}_{2v}$  axis) involves a barrier of  $\sim 75\text{ kcal/mol}$ .  $\text{H}_2$  elimination was therefore thought to be unlikely. More recent calculations have shown that if the  $\text{H}_2$  takes a

symmetry allowed "non-least motion" pathway the barrier may be less than 4 kcal/mol. Because there are many such low barrier pathways it is important to study the dissociation of  $\text{CH}_3$  and determine the relative importance of both channels.

Preliminary results indicate that at 193 nm  $\text{CH}_3$  dissociates to predominately  $\text{CH}_2 + \text{H}$ . The high degree of energy release into product translation is suggestive of dissociation from an electronically excited state. Further work is needed to fully characterize the energetics of the dissociation and understand why elimination of  $\text{H}_2$  is not an important process.

4. Molecular Beam Studies of the Retro-Diels-Alder Decomposition of Tetralin. Tetralin (1,2,3,4-tetrahydronaphthalene,  $\text{C}_{10}\text{H}_{12}$ ) has a hydroaromatic structure typically found in coal and serves as a model coal compound. It has further importance in coal chemistry since it is used as a solvent and a hydrogen donor in coal liquefaction. In these contexts, the decomposition mechanism of this compound is of central importance. Since one its major decomposition pathways involves the retro-Diels-Alder reaction, tetralin also provides an opportunity to investigate the nature of the transition state in this reaction, which has been a source of considerable controversy. The argument has focused on whether the reaction proceeds in a concerted fashion or step-wise, through a biradical transition state. By measuring the distribution of the energy released into translation of the products, one can distinguish these two mechanisms.

Tetralin decomposition was studied using crossed laser-molecular beams techniques. Both ultraviolet (193 nm) and infrared multiphoton excitation were used in conjunction with photofragmentation translational spectroscopy. After 193 nm excitation, tetralin decomposed via the retro-Diels-Alder reaction ( $\text{C}_{10}\text{H}_{12} \rightarrow \text{C}_8\text{H}_8 + \text{C}_2\text{H}_4$ ) and through molecular elimination of  $\text{H}_2$ . The secondary decomposition of the  $\text{C}_8\text{H}_8$  product of the retro-Diels-Alder reaction formed  $\text{C}_6\text{H}_4$  and  $\text{C}_2\text{H}_4$ . The infrared multiphoton dissociation of tetralin also led to decomposition via the retro-diels-Alder reaction. For the retro-Diels-Alder decomposition of tetralin, the measured translational energy distribution of the products was peaked away from zero, indicative of a concerted mechanism. This indication was supported by using impulsive models of the partitioning of energy into the translational degrees of freedom.

## B. Reaction Dynamics

1. D + H<sub>2</sub> --> DH + H High Resolution Reactive Scattering Experiment. We have recently completed constructing and optimizing a new crossed molecular beam apparatus for measurement of rotational-state-resolved angular distributions. A beam of D atoms is generated by laser photolysis of DI and crossed with a pulsed beam of H<sub>2</sub>. The DH reaction products are state-specifically ionized downstream from the crossing region using a doppler-free 2+1 REMPI scheme and the resulting ions are imaged onto a position sensitive detector. By varying the delay between the D-atom generation and the detection, we can map out the angular distribution of a specific rovibrational DH product state.

2. Ozone Reactions with Br, Cl Atoms. BrO and ClO radical species play a very important role in catalytic destruction cycles of ozone in Stratosphere. Two elementary reactions  $\text{Br} + \text{O}_3$  and  $\text{Cl} + \text{O}_3$  have been studied by crossed molecular beams technique.

(a) Br + O<sub>3</sub> ---> BrO + O<sub>2</sub> ( $\Delta H^\circ = -30.8$  kcal/mole) has been investigated at five different collision energies from 5 kcal/mole to 26 kcal/mole. BrO product angular distribution and TOF distribution have been measured at each collision energy. BrO<sub>3</sub> collision long-lived complex is evident from BrO angular distribution, even at the highest collision energy. Some forward scattered product BrO (with respect to Br beam) is also observed. Preliminary analysis of the experimental results shows that average translational energy release in the products is about 30% of total available energy.

(b) Cl + O<sub>3</sub> ---> ClO + O<sub>2</sub> ( $\Delta H^\circ = -39.0$  kcal/mole) has been studied at four different collision energies from 6 kcal/mole to 30 kcal/mole. The results are quite similar to those of  $\text{Br} + \text{O}_3$ , except that there is more forward scattered product ClO, average translational energy release in the products is about 40% of total energy.

## Future Plans

### A. Primary Dissociation Processes

1. Photodissociation of Propane and Butane. Experiments dating back to the early 1960's have involved probing the dissociation pathways of saturated hydrocarbons. However, to date no agreement has been reached among experimentalists as to the primary processes involved in the dissociation of these simple molecules. During the past year, the primary and secondary processes involved in the 157 nm photodissociation of cyclopropane, propane, butane, and isobutane have been determined. This work was accomplished due in part to the recent availability of a 157 nm high power pulsed vacuum ultraviolet laser. We find H and H<sub>2</sub> loss to be the dominant elimination channels for the straight chain hydrocarbons, butane and propane. In contrast, for the branched hydrocarbon system isobutane, carbon-carbon cleavage is the dominant channel. In the cyclic hydrocarbon, cyclopropane, molecular elimination to form methylene and ethylene is the dominant dissociation pathway.

2. Primary and Secondary Photodissociation of Aromatic and Heterocyclic Compounds. As part of a continuing effort to understand combustion related chemistry, especially the initiation processes in pyrolysis of coal, photodissociation of naphthalene, and S- and N- containing heterocyclic compounds will be investigated using the technique of photofragmentation translational spectroscopy.

The information on the primary and secondary processes involved in the pyrolysis of S- and N- containing molecules in coal are very important in the abatement of NO<sub>x</sub> and SO<sub>2</sub> in the combustion of coals.

3. VUV Photochemistry of Small Molecules. Using a new high power VUV excimer laser operating at 157 nm, the photochemistry of CO<sub>2</sub>, SO<sub>2</sub>, SiH<sub>4</sub>, CH<sub>3</sub>Cl, CH<sub>3</sub>Br and CH<sub>2</sub>BrCl was studied via the photofragmentation translational spectroscopy technique.

In CO<sub>2</sub> photolysis an interesting spin-forbidden process was observed, leading to CO + O(<sup>3</sup>P) products. The electronic branching ratio O(<sup>3</sup>P)/O(<sup>1</sup>D) was found to be 0.06. The vibrational branching ratio for the CO(v) + O(<sup>1</sup>D) was found to be [CO(v=0)]/[CO(v=1)] = 1.3. In the photolysis of SO<sub>2</sub>, a channel leading to S + O<sub>2</sub> products was observed, as well as the expected SO + O channel. The molecules CH<sub>3</sub>X (X = Br, Cl) were shown to eliminate H, X and HX upon irradiation at 157nm. In addition, the molecule CH<sub>2</sub>BrCl was found to eliminate molecular BrCl.

The photochemistry of SiH<sub>4</sub> is interesting and relevant to the microelectronics industry (i.e. laser chemical vapor deposition of silicon thin films). It was previously thought that SiH<sub>4</sub> decomposes through H atom elimination to form the SiH<sub>3</sub> radical. We have shown, however, that molecular H<sub>2</sub> elimination, forming the SiH<sub>2</sub>(<sup>1</sup>A<sub>1</sub>) diradical is a major channel, thus altering our view of silane photochemistry.

4. Photodissociation Dynamics of ClO<sub>2</sub>. The photochemical decomposition of the symmetric chlorine dioxide radical (ClO<sub>2</sub>) in the atmosphere is of potential importance in the balance of global ozone. However, there has been considerable uncertainty regarding the excited state dynamics of this molecule. Two chemically distinct photodissociation pathways are thermodynamically possible upon electronic excitation at wavelengths shorter than 496nm:



Although it has generally been believed that channel (1) dominates, there has been considerable controversy regarding the possible existence of channel (2) since it leads to catalytic decomposition of ozone in the atmosphere. Although a number of groups have attempted to determine Cl atom quantum yields and identify the electronic state(s) of the O<sub>2</sub> molecule, the results have been largely inconclusive. We have studied the

dynamics of these processes using photofragment translational energy spectroscopy with a tunable excitation laser and have clearly observed both fragment partners for both channels.

5. Primary Dissociation Processes of Fulvene. In the primary dissociation of benzene, one of the most surprising observations is the existence of a dissociation channel which involves the elimination of  $\text{CH}_3$ . Since only one H atom is attached to each of the C atoms in a benzene molecule, extensive isomerization and H-migration must take place in the isolated hot benzene. One of the isomers of benzene which might be the precursor of  $\text{CH}_3$  elimination is fulvene,  $\text{CH}_2=\text{C}_5\text{H}_4$ . It is speculated that when a H atom migrates from cyclic  $\text{C}_5\text{H}_4$  to  $\text{CH}_2$ , then the C-C bond will become a single bond and the excitation energy is sufficient to break a single C-C bond. Whether this conclusion is correct or not depends on the nature of the  $\text{C}_5\text{H}_3$  radical formed. So far, none of the linear or cyclic structure of conventional structure suggests  $\text{C}_5\text{H}_3$  stability is sufficient to drive  $\text{C}_6\text{H}_6 \rightarrow \text{CH}_3 + \text{C}_5\text{H}_3$ . Direct dissociation studies of fulvene will be very illuminating. If the above mentioned mechanism is correct,  $\text{CH}_3$  elimination from fulvene should be a very important channel.

## B. Reaction Dynamics

1. Reactions of Vinyl Radicals with  $\text{O}_2$  and  $\text{OH}$ . In acetylene polymerization, H atoms are known to play an important role, and the vinyl radicals formed by the addition of H to  $\text{C}_2\text{H}_2$  are important intermediates.

Reaction mechanism of vinyl radicals with  $\text{O}_2$  and  $\text{OH}$  are two important topics which need to be investigated further. Our recent studies of the photodissociation of vinyl bromide has shown that vinyl radicals can be produced efficiently by using 193 nm photons to dissociate vinylbromide in the supersonic expansion.

The reactions involving two radicals are challenging experiments for crossed molecular beam studies. Further improvement of the crossed molecular beam technique will be needed to advance combustion related chemistry involving polyatomic radicals.

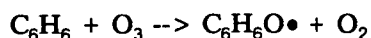
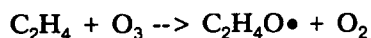
2. Crossed Beam Chemistry of Transition Metals with Simple Molecules. The recent development of an apparatus capable of generating seeded supersonic beams of transition metals will open the door to the study of a broad spectrum of reactions of importance in combustion, catalysis, and corrosion. An exciting prospect, for example, is the reaction of transition metals with hydrocarbons. But during the first year of the investigation of the transition metal atoms we will focus our attention to simple molecules such as oxygen and halogen molecules. By studying the actual molecular events under precisely defined conditions, a microscopic understanding of these important catalytic reactions may be obtained.

3. The Reaction of  $\text{Li} + \text{H}_2 \rightarrow \text{LiH} + \text{H}$   $\Delta E = 192.6$  kJ/mol.  $\text{Li} + \text{H}_2$  is a relatively simple system that accurate theoretical prediction of its dynamic behavior might be feasible. With our crossed molecular beam apparatus, this reaction can be studied under single collision condition and the detailed reaction dynamics can be probed. However, in our experiment the ground state lithium atom does not have enough energy to initiate the reaction. Laser excitation of lithium to 2P or 3D states would provide the energy required. The hyperfine structures of lithium electronic state post considerable difficulties in the laser excitation practice. Recently, an optical pumping scheme has been designed, which utilizes two dye lasers to pump lithium to the high-lying states. Experimental results will be compared with theoretical calculations to achieve a better understanding of the reaction dynamics.

4. Reaction of  $\text{O}_3$  with unsaturated hydrocarbons. Adducts formed by the addition of O atoms with unsaturated hydrocarbons are important reaction intermediates in the reaction of oxygen atoms with unsaturated hydrocarbons. Just like other radical species, the heat of formation of the adducts is not well determined because of obvious experimental difficulties.

One possible way of obtaining this information is the investigation of the threshold energies required for the formation of adducts in the endothermic reactions between unsaturated hydrocarbons with  $\text{O}_3$





Molecule-molecule reactions under single collision conditions have only been observed in the reactions of  $\text{F}_2$  molecules with iodine containing molecules and benzene. The transfer of an oxygen atom from  $\text{O}_3$  to a stable molecules is a very interesting and challenging reaction which is worth pursuing in earnest.

5. Cl Atom Reaction with  $\text{NO}_2$  Molecule. Endothermic reaction  $\text{Cl} + \text{NO}_2 \rightarrow \text{ClO} + \text{NO}$  ( $\Delta H^\circ \approx 9$  kcal/mole) is the reaction to connect  $\text{NO}_x$  and  $\text{ClO}_x$  groups in atmospheric chemistry. Because  $\text{ClNO}_2$  is a stable molecule, collision long-lived complex is expected to form in this reaction. By the unique feature of crossed molecular beam experiment, collision energies could be adjusted to probe the energy dependence of reaction probability in this endothermic reaction. Threshold region could be well studied by lowering collision energy.

6. Reaction of Oxygen Atom with Halogen Containing Olefins. Combustion of halogen containing organic molecules, especially the identity of halogen containing products, has been of great interest due to environmental concerns. Reaction of oxygen atoms and halogen containing unsaturated hydrocarbons will be investigated systematically.

For carrying out these investigations, as well as other reactions which are of importance to combustion, a hydrocarbon free molecular beam apparatus is needed. The recent advances of turbomolecular pumps, especially the magnetically suspended turbomolecular pump will make it possible to do so.

#### Publications

1. J.M. Price, M.W. Crofton, and Y. T. Lee, Vibrational Spectroscopy of the Ammoniated Ammonium Ions,  $\text{NH}_4^+(\text{NH}_3)_n$  ( $n=1-10$ ). *J. Phys. Chem.* **95**, 2182-2195 (1991). LBL-29016
2. P.S. Weiss, J.M. Mestdagh, H. Schmidt, M.H. Covinsky, and Y.T. Lee, The Reactions of Ground State and Electronically Excited Sodium Atoms with Methyl Bromide and Molecular Chlorine. *J. Phys. Chem.* **95**, 3005-3011 (1991). LBL-29811
3. Eric J. Hints, Xinsheng Zhao, William M. Jackson, Walter B. Miller, Alec M. Wodtke, and Yuan T. Lee, Production and Photodissociation of  $\text{CCl}_3$  Radicals in a Molecular Beam. *J. Phys. Chem.* **95**, 2799-2801 (1991). LBL-29640
4. B.A. Balko, J. Zhang, and Y.T. Lee, 193 nm Photodissociation of Acetylene. *J. Chem. Phys.* **94**, 7958-7966 (1991). LBL-30184
5. E.F. Cromwell, D.-J. Liu, M.J.J. Vrakking, A.H. Kung, and Y.T. Lee, Dynamics of  $\text{H}_2$  Elimination from Cyclohexadiene. *J. Chem. Phys.* **95**, 297-307 (1991). LBL-30198
6. A.H. Kung and Yuan T. Lee, Spectroscopy and Reaction Dynamics Using Ultrahigh Resolution VUV Lasers. In *Vacuum Ultraviolet Photoionization and Photodissociation of Molecules and Clusters*, C.Y. Ng, editor, World Scientific Publishing Company, Singapore (1991), pp.487-502. LBL-30075
7. Deon S. Anex, John C. Allman, and Yuan T. Lee, Initial Dissociation Processes in 1,3,5-trinitroazetidine, in *Chemistry of Energetic Materials*, George A. Olah and David R. Squire, eds., Academic Press, San Diego, California (1991), pp.27-54. ONR 432-819/12/90.
8. R.E. Continetti, B.A. Balko, and Y.T. Lee, Photodissociation of  $\text{H}_2\text{S}$  and the HS Radical at 193.3 nm. *Chem. Phys. Lett.* **184**, 400-405 (1991). LBL-30778
9. W.M. Jackson, Deon S. Anex, R.E. Continetti, B.A. Balko, and Y.T. Lee, Molecular Beam Studies of the Photolysis of Allene and the Secondary Dissociation of the  $\text{C}_3\text{H}_x$  Fragments. *J. Chem. Phys.* **95**, 7327-7336 (1991). LBL-31171
10. Arthur G. Suits, Hongtao Hou, H. Floyd Davis, Yuan T. Lee, and Jean-Michel Mestdagh, Reaction Geometry from Orbital Alignment Dependence of Ion Pair Production in Crossed Beams  $\text{Ba}(^1\text{P}_1)\text{-Br}_2$  Reactions. *J. Chem. Phys.* **95**, 8178-8187 (1991). LBL-31064
11. Arthur G. Suits, Hongtao Hou, H. Floyd Davis, and Yuan T. Lee, Dynamics of  $\text{Ba-Br}_2$  Chemi-Ionization Reactions. *J. Phys. Chem.* **95**, 8207-8211 (1991). LBL-30364
12. M.W. Crofton, J.M. Price, and Y.T. Lee, IR Spectroscopy of Hydrogen Bonded Charged Clusters. In *Clusters of Atoms and Molecules*, H. Haberland, editor, Springer-Verlag, Berlin (1991) pp.. LBL-29681

SUBMITTED ONLY

1. R.E. Continetti and Yuan T. Lee, Molecular Beam Studies and Hot Atom Chemistry. Handbook of Hot Atom Chemistry, eds., J.P. Adloff, P.O. Gaspar, A.G. Maddock, M. Imamura, T. Matsuura, H. Sano, and K. Yoshihara, Kodansha Ltd. Publishers, Tokyo, Japan (1992). LBL-29314
2. Michael H. Covinsky, Arthur G. Suits, H. Floyd Davis, and Yuan T. Lee, The Reaction Dynamics of Sodium with Ozone. *J. Chem. Phys.* (submitted) (1991). LBL-30555
3. Anne-Marie Schmoltner, Deon S. Anex, and Yuan T. Lee, IR Multiphoton Dissociation of Anisole: Production and Dissociation of Phenoxy Radical. *J. Phys. Chem.* (in press) (1991). LBL-30788
4. A.G. Suits, P. de Pujo, O. Sublemontier, J.-P. Visticot, J. Berlande, T. Gustavsson, J.-M. Mestdagh, P. Meynadier, and Y.T. Lee, The Dynamics of Electronically Inelastic Collisions from 3-Dimensional Doppler Measurements. *Phys. Rev. Lett.* (in press) (1991). LBL-30900
5. Albert Stolow, Barbara A. Balko, Evan F. Cromwell, Jingsong Zhang, and Yuan T. Lee, The Dynamics of H<sub>2</sub> Elimination from Ethylene. *J. Photochem. Photobiol.* (in press) (1991). LBL-31009
6. B.A. Balko, J. Zhang, and Y.T. Lee, Photodissociation of Ethylene at 193 nm. *J. Chem. Phys.* (submitted) (1991). LBL-31102
7. Arthur G. Suits, Hongtao Hou, H. Floyd Davis, and Yuan T. Lee, Reaction Dynamics from Orbital Alignment Dependence and Angular Distributions of Ions Produced in Collision of Ba(<sup>1</sup>P) with NO<sub>2</sub> and O<sub>3</sub>. *J. Chem. Phys.* (submitted) (1991). LBL-31260
8. Marcus J.J. Vrakking, Allan Bracker, and Yuan T. Lee, Comment on Two-Photon Spectroscopy of N<sub>2</sub>: Multiphoton Ionization, Laser-Induced Fluorescence, and Direct Absorption via the a<sup>n</sup>Σ<sub>g</sub><sup>+</sup> State. *J. Chem. Phys.* (submitted) (1991). LBL-31486
9. H. Floyd Davis, Arthur G. Suits, and Yuan T. Lee, Reactions of Barium Atoms with Triatomic Oxidants. 1: Ba + NO<sub>2</sub>. *J. Chem. Phys.* (submitted) (1991). LBL-31492

LAWRENCE BERKELEY LABORATORY  
UNIVERSITY OF CALIFORNIA  
TECHNICAL INFORMATION DEPARTMENT  
BERKELEY, CALIFORNIA 94720