

Lawrence Berkeley National Laboratory

Recent Work

Title

AN INEXPENSIVE COMPUTER DATA-ACQUISITION SYSTEM

Permalink

<https://escholarship.org/uc/item/1b29g7pg>

Authors

Galvin, J.E.
Brown, I.G.

Publication Date

1984-12-01



Lawrence Berkeley Laboratory

UNIVERSITY OF CALIFORNIA

RECEIVED
LAWRENCE
BERKELEY LABORATORY

Accelerator & Fusion Research Division

MAR 26 1985

LIBRARY AND
DOCUMENTS SECTION

Submitted to Review of Scientific Instruments


AN INEXPENSIVE COMPUTER
DATA-ACQUISITION SYSTEM

J.E. Galvin and I.G. Brown

December 1984

TWO-WEEK LOAN COPY

*This is a Library Circulating Copy
which may be borrowed for two weeks.*



LBL-18815
e.2

DISCLAIMER

This document was prepared as an account of work sponsored by the United States Government. While this document is believed to contain correct information, neither the United States Government nor any agency thereof, nor the Regents of the University of California, nor any of their employees, makes any warranty, express or implied, or assumes any legal responsibility for the accuracy, completeness, or usefulness of any information, apparatus, product, or process disclosed, or represents that its use would not infringe privately owned rights. Reference herein to any specific commercial product, process, or service by its trade name, trademark, manufacturer, or otherwise, does not necessarily constitute or imply its endorsement, recommendation, or favoring by the United States Government or any agency thereof, or the Regents of the University of California. The views and opinions of authors expressed herein do not necessarily state or reflect those of the United States Government or any agency thereof or the Regents of the University of California.

Submitted to Review of Scientific Instruments

AN INEXPENSIVE COMPUTER DATA-ACQUISITION SYSTEM

James E. Galvin and Ian G. Brown

December 1984

An Inexpensive Computer Data-Acquisition System*

James E. Galvin and Ian G. Brown

University of California
Lawrence Berkeley Laboratory
Berkeley, CA 94720

December, 1984

ABSTRACT:

We describe a simple computerized system that we've developed for on-line data acquisition, analysis and presentation. Our particular application is on-line monitoring of ion beam characteristics (beam current, angular divergence, emittance, current within a given radius, etc), necessary for the accelerator ion source development program at LBL.

*This work was supported by the Director, Office of Energy Research, Office of High Energy and Nuclear Physics, Nuclear Science Division, US Department of Energy under Contract number DE-AC03-76SF00098.

We've constructed a small, simple, and inexpensive laboratory data acquisition system using an Apple II+ personal computer and some commercially available plug-in expansion cards (slightly modified by us). We had need for the on-line analysis of data obtained from an ion beam profile monitor⁽¹⁾ together with visual presentation of the beam profile, a fitted smooth curve, and a full complement of derived beam parameters - current, emittance, current into a specified acceptance, etc. The facility we've constructed has allowed us to rapidly survey the effect of a large number of ion source parameters on the quality of the extracted ion beam, and thereby to optimise the source.

The complete system consists of an Apple II+ computer with a single disk drive and monitor, two interface cards located within the computer, the ion beam profile monitoring hardware, and software to operate the system.

Interfacing between the beam profile monitor and the computer is provided by two plug-in cards - an Applied Engineering Super I/O board, and an Applied Engineering 8-bit, 8-channel A/D board⁽²⁾. The I/O board inputs and outputs 8-bit logic signals. The A/D board, as purchased, inputs 8 analog signals and converts them to 8-bit data, but because the sequencing of the 8 input channels is not under software control we replaced the original AD7581 8-channel chip with an AD7574 single-channel chip. Both boards appear as memory to software.

The ion beam profile monitor is fully described elsewhere⁽¹⁾. It consists of a linear array of 16 Faraday cups followed by 16 integrators and a 16:1 analog multiplexer. Four of the I/O outputs control the multiplexer, one triggers the A/D, and one input accepts an external 'start' signal.

Software waits for a 'start' signal, sequences the multiplexer, reads the 16 voltages, subtracts a previous baseline reading, and presents a profile plot to the monitor. A smooth Gaussian curve is fitted to the data and plotted over the discrete data points. From the known geometry, A/D calibrations, and Gaussian constants, the computer then calculates and displays derived data such as total beam current, emittance (an approximate calculation), beam angular divergence, source perveance, etc. The program is written in BASIC with a small assembly language driver for the interface.

A block diagram of the entire configuration is shown in Figure 1, and typical output, as recorded by polaroid photographs of the computer monitor screen, in Figure 2. The system can be adapted to a wide variety of other laboratory applications.

References

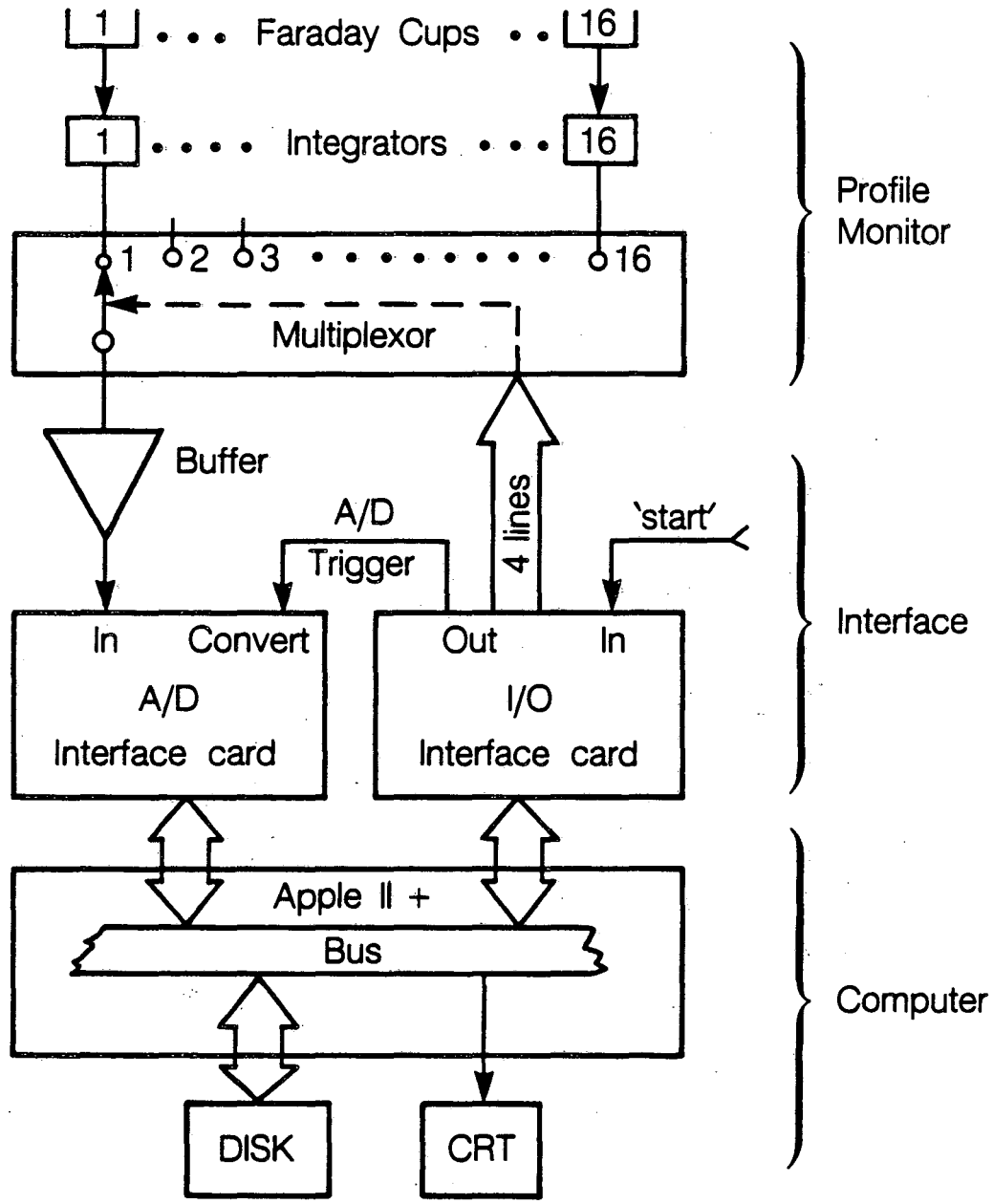
1. J.E. Galvin and I.G. Brown, Rev. Sci. Instrum. 55, 1866 (1984).
2. Applied Engineering, P.O. Box 470301, Dallas TX 75247

Figure Captions

Fig 1. Schematic of the data acquisition configuration.

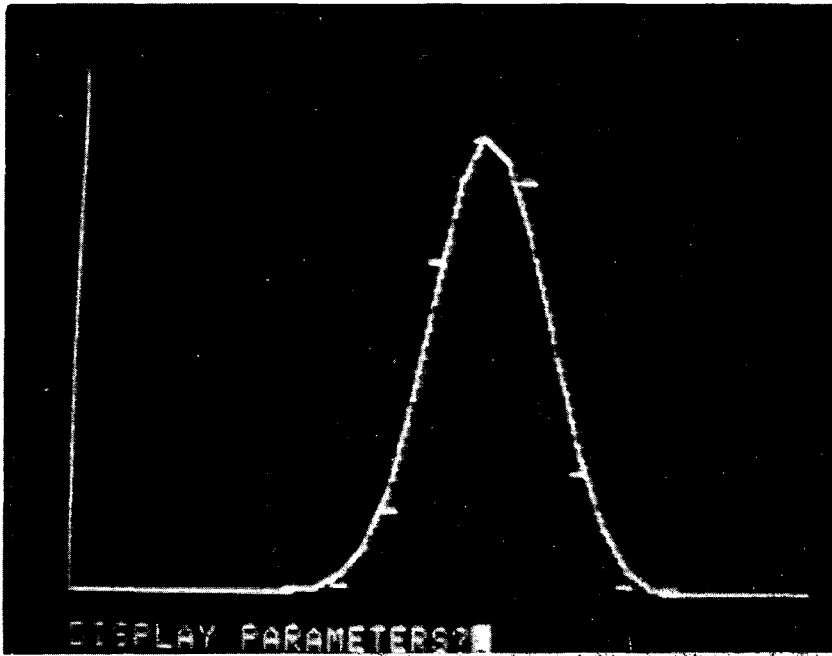
Fig 2. (a) Computer monitor display of the data points read by the profile monitor and the best fit Gaussian curve.

Fig 2. (b) Computer monitor display of the parameters and derived beam data for a shot such as Fig 2(a).

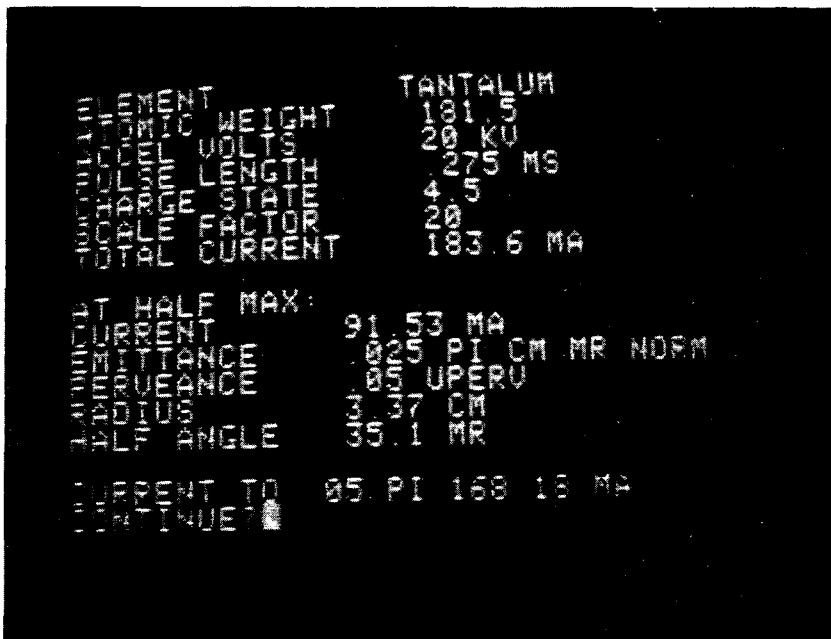


XBL 8412-5973

Fig. 1



(a)



(b)

XBB 840-9238

Fig. 2

This report was done with support from the Department of Energy. Any conclusions or opinions expressed in this report represent solely those of the author(s) and not necessarily those of The Regents of the University of California, the Lawrence Berkeley Laboratory or the Department of Energy.

Reference to a company or product name does not imply approval or recommendation of the product by the University of California or the U.S. Department of Energy to the exclusion of others that may be suitable.

TECHNICAL INFORMATION DEPARTMENT
LAWRENCE BERKELEY LABORATORY
UNIVERSITY OF CALIFORNIA
BERKELEY, CALIFORNIA 94720