

**UCLA**  
**Contemporary Music Score Collection**

**Title**

When You Gazed At Me...

**Permalink**

<https://escholarship.org/uc/item/1hw4n983>

**Author**

Lee, Soobin

**Publication Date**

2020

# When you gazed at me... (2019)

*for Accordion and piano*

Lee, Soobin

## Performance Note

### Piano

- ♦ The sustain pedal should be only played at pedal marks.

- ♦  : Chromatic cluster

### Accordion

- ♦ A.S : Play the accordion with air sound (*not a specific note*) by the air button.


- ♦ B.S : Bellow Shake

- ♦  : Chromatic cluster


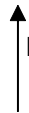
- ♦ Left hand does not need to change registers. Play with an ordinary register.

## Stage Setting

Performer's gaze direction



Performer's gaze direction



## Performance Procedure

1. Turn off the light on the stage.
  2. Turn on the light when the performers are seated and ready.
  3. Turn off the light when the performance is finished.
  4. The Performers leave the stage and skip bowing or other ceremonies.
  5. Turn on the light at the stage.
- ※ **The accordion performer should not face the audiences**

**Special thanks to *Jeon, Yu-jeong*, an accordionist,**

**who performed this work on Dec. 20, 2019 in Seoul, South Korea and gave valuable technical advices for this work.**

# When you gazed at me

for Piano and Accordion  
(2019)

Lee, Soobin

$\text{♩} = 106$

**Piano**

*secco*

*non pedal*

$\text{♩} = 106$

**Accordion**

B.B.

**9**

*rit.*

**4**  
**8**

*a tempo*  
*aggressive*

repeat

*pp*  $\rightarrow$  *ff*

(Hold)

※ repeat this note as fast as possible

**5**  
**8**

*Cluster (all keys)*

*rit.*

**4**  
**8**

*a tempo*

*Vib. with legs*

Ord.

*Vib. with legs*

17

Cluster (all keys)

8va

8va<sup>-1</sup>

mf

p

ff

mf

p

pp

mf

mp

B.S.

B.S.

ff

pp

mf

pp

p

ppp

mp

Sost. Ped.

※ If you cannot play this chord together, play without F #

poco accel.

Notation in seconds

23

mf

f

f

ff

sff

sff

sff

ppp

fff

ped.

4"

3"

5"

8"

8va

8va<sup>-1</sup>

G.P.

A.S.

8"

7"

※ When you play big notes, play louder than others

※ push the pedal very aggressive

poco accel.

Notation in seconds

Repeat and poco accel.

※ add bellow shake gradually

pp

ff

5"

8"

7"

G.P.

A.S.

Hold

Hold

f

31  $\text{♩} = 116$

5" 2" *mp*

*sfff* 2" *p* 3" *mp* 2" *f* *p* *mp* *mf* 2" *pp*

8<sup>vb</sup>

5" B.S. 2"  $\text{♩} = 116$

*fff* *pp* *mp* *mp* *fff* *p* *ff* *ff*

repeat irregularly

36  $\text{♩} = 60$   $\text{♩} = 106$

rit.  $\text{♩} = 60$  3" 3"  $\text{♩} = 106$  cluster *very aggressive* *fff* 8<sup>vb</sup>

*espressivo* *mp* *mf* *mp* *p* 6" *fff*

8<sup>vb</sup>

36  $\text{♩} = 60$   $\text{♩} = 106$

A.S. rit. 3" B.S. 3" *ppp* *p* *p* *p* *p* *pp* *fff* *ff*

<Voice> *husky sound* *pp* *ppp* *pp* *ppp* *fff* *ff*

Oh Oh Oh Oh Ord.

※ The accordion performer can play this passage with either voice or pitch bending.  
 If the performer play this passage with pitch bending, it should be performed with air sound at the same time.



43 *8va*

*fff* *fff* *fff* *fff* *f* *f*

2 4

8

Accord.

B.S B.S cluster B.S B.S

*ff* *ff* *mf* *ff* *f* *f* *mp* *f*

3 3 3

47 *8va*

*f* *ff* *ff* *f* *mf* *p*

8

Accord.

*ff* *mf* *ff* *mp* *mf* *p*

3

*tr* *tr*

a tempo and tempo rubato

50

rit. mp p sfff mf f

4" 6" 8" 2" 4" 4" 4" 5

hold

※ push the pedal very aggressive

a tempo and tempo rubato

Accord.

rit. p < > pp A.S. p < > pp sfff ppp mf

4" 6" 3" 5" 2" 4" 2"

hold

pp Woo Woo Woo

※ As same as the prior passage.

57

hold sfff ff mf

2" 3" 1" 2" 1" 2" 1" 2" 1" 2" 1"

repeat repeat

※ push the pedal very aggressive

※ repeat this note as fast as possible

Accord.

p A.S. ppp 4" ppp pp < >

2" 2" 2" 3" 2" 1" 1" 2" 1" 3" 8" 4" 2" 3"

106 106

※ Play these notes very briefly

**Notation in beat ♩ = 106**

Each part has own pulse, and do not care about synchronizing together

6 63

*mf* *mp* *f* *sf* *f* *f* *sf*

*mp* *mp*

accel. (only for piano) hold

3

**Notation in seconds**

Each part has own pulse, and do not care about synchronizing together

Accord.

*p* *mp* *p* *mp* *p* *mp* *p* *mp* *p* *pp* *p* *pp*

3" 3" 3" 3" 3" 3" 3" 3" 3" 2" 3" 3" 7"

⊗

hold

※ The time for changing the register.

**36 synchronizing together**

70 8

♩ = 96

4/4

*pp* *ppp* *pppp*

Hold

**36 synchronizing together**

♩ = 96

4/4

Accord.

⊗ *ppppp*