

UC Irvine

UC Irvine Previously Published Works

Title

Stochastic switching of delayed feedback suppresses oscillations in genetic regulatory systems.

Permalink

<https://escholarship.org/uc/item/1n01f8x7>

Journal

Journal of the Royal Society, Interface, 20(203)

ISSN

1742-5689

Authors

Karamched, Bhargav R
Miles, Christopher E

Publication Date

2023-06-01

DOI

10.1098/rsif.2023.0059

Peer reviewed

Research



Cite this article: Karamched BR, Miles CE. 2023 Stochastic switching of delayed feedback suppresses oscillations in genetic regulatory systems. *J. R. Soc. Interface* **20**: 20230059.
<https://doi.org/10.1098/rsif.2023.0059>

Received: 8 February 2023
Accepted: 6 June 2023

Subject Category:

Life Sciences—Mathematics interface

Subject Areas:

biomathematics, biophysics

Keywords:

gene regulatory networks, delay differential equations, stochastic switching, stochastic hybrid systems

Authors for correspondence:

Bhargav R. Karamched
e-mail: bkaramched@fsu.edu
Christopher E. Miles
e-mail: chris.miles@uci.edu

Stochastic switching of delayed feedback suppresses oscillations in genetic regulatory systems

Bhargav R. Karamched^{1,2,3} and Christopher E. Miles⁴

¹Department of Mathematics, ²Institute of Molecular Biophysics, and ³Program in Neuroscience, Florida State University, Tallahassee, FL 32304, USA

⁴Department of Mathematics, University of California, Irvine, CA 92697, USA

BRK, 0000-0002-6926-7593; CEM, 0000-0001-5494-403X

Delays and stochasticity have both served as crucially valuable ingredients in mathematical descriptions of control, physical and biological systems. In this work, we investigate how explicitly dynamical stochasticity in delays modulates the effect of delayed feedback. To do so, we consider a hybrid model where stochastic delays evolve by a continuous-time Markov chain, and between switching events, the system of interest evolves via a deterministic delay equation. Our main contribution is the calculation of an effective delay equation in the fast switching limit. This effective equation maintains the influence of all subsystem delays and cannot be replaced with a single effective delay. To illustrate the relevance of this calculation, we investigate a simple model of stochastically switching delayed feedback motivated by gene regulation. We show that sufficiently fast switching between two oscillatory subsystems can yield stable dynamics.

1. Introduction

Mathematical models with delays have served profoundly useful in capturing the behaviour of complex systems in biology [1–7], networks [8] and control [9]. One notable example is delayed negative feedback control of genetic networks, especially transcriptional feedback [10–12]. These systems, such as in $\text{nF-}\kappa\text{B}$ [13] or p53 [14] signalling, share the canonical set-up of some signal that auto-inhibits its own production with delayed feedback. Such delays typically arise from several molecular events that must occur in sequence [15]. The behaviour of these models for a fixed τ is rich but well understood: the amount of delay in feedback crucially determines stability or instability (often to oscillations) in the system [1,16].

At the scale of molecular machinery associated with genetic regulation, dynamics are also known to be richly stochastic [17,18], with inherent noise in the counts of individual molecules, but also disparate timescales of promotion or inhibitory factors binding and unbinding [19]. Putting these two pieces together, there is a natural interest in understanding the emergent dynamics in systems with delayed feedback and stochasticity in biological [20–28] and physical systems [29,30].

There have been many insightful investigations into systems with *distributed delay*. In these models, a delay is continuously drawn from some probability distribution thought to arise from stochasticity or uncertainty in the delay [31,32]. Distributed delays in negative feedback can produce interesting behaviours, including bimodality [33] and surprising stability changes [11]. However, it remains unclear to what extent it is possible to relate distributed delays to more explicit dynamical descriptions of the underlying process that governs them. Others have considered discrete-time models

or so-called *semi-discretized* where the delays themselves switch at discrete times [34–38]. Such models may be appropriate for control systems but unrealistic for biological systems where the switching is driven by stochastically timed chemical events [39]. Instead, we return to very early models where the delays themselves follow a continuous-time Markov process [40–42]. While there are rigorous works investigating the long-time stability of such models [43–46], these arguments are primarily based on Lyapunov functions that are challenging to find for any specific model.

In this work, we investigate the dynamics of a model that stochastically switches between delays at exponential rates. That is, we consider a stochastic hybrid delay system. The delays evolve via a continuous-time Markov chain, and in between these transitions, the system evolves by a deterministic delay equation. Our primary contribution is the derivation of an effective quasi-steady-state delay system in the limit of fast stochastic switching. Perhaps surprisingly, we find that nonlinear systems do not converge to one with a single effective delay but retain the effects of all delays in the original subsystems. Using this computation, we explore the behaviour of a classical model of delayed negative feedback [11,47–49]. With stochastic switching, we show that switching between two oscillatory subsystems can stabilize the system. Altogether, our results add clarity and intrigue to the picture of how stochastic switching and delays intertwine in biological systems, especially those containing negative feedback as seen in genetic regulation.

2. Simple model of delayed negative feedback

We begin with a simple model of delayed negative feedback with a single fixed delay τ and review the role delay plays in destabilizing the fixed point of a dynamical system. We are far from the first to consider such a model or its variants [11,12,48,49], but we include a brief investigation here for the sake of self-containment of our work. Thereafter we demonstrate that allowing for stochastic switching between distinct delays stabilizes the fixed point, even when all delays involved are past the Hopf bifurcation point of the non-switching system.

Let $y(t)$ be a scalar field evolving according to

$$\frac{dy}{dt} = I - \gamma y - wf(y(t - \tau)). \quad (2.1)$$

Here, $y(t)$ could represent the concentration of a protein that is constitutively produced at a rate I and inhibits its own production. The first order rate constant γ describes the natural degradation rate of the substance y . We take the weight w to describe the strength of the auto-inhibition based on some form of Michaelis–Menten kinetics. Therefore, f can be any function that is monotonically increasing and finite at infinity. For concreteness, we take

$$f(y) = \frac{y^n}{K^n + y^n}.$$

Equation (2.1) describes a simple model for delayed negative feedback—the substance being produced inhibits its own production following a non-zero but finite time delay τ .

2.1. Hopf bifurcation

Setting the time derivative equal to zero in equation (2.1) yields an equilibrium solution y^* satisfying

$$\gamma y^* + wf(y^*) = I. \quad (2.2)$$

To understand how τ destabilizes the equilibrium, we perform a linear stability analysis. Linearizing equation (2.1) around y^* yields

$$\frac{du}{dt} = -\gamma u - wf'(y^*)u(t - \tau),$$

where $u(t) \equiv y(t) - y^*$. This has the solution $u(t) = K e^{\lambda t}$ with λ determined from the eigenvalue equation

$$\lambda = -\gamma - wf'(y^*)e^{-\lambda\tau}. \quad (2.3)$$

In accordance with standard analysis of delay differential equations, we determine the necessary conditions for the emergence of a time-periodic solution via a Hopf bifurcation by setting $\lambda = i\omega$ in equation (2.3). Equating real and imaginary parts gives the following conditions for a Hopf bifurcation:

$$\left. \begin{aligned} \omega &= wf'(y^*) \sin(\omega\tau) \\ -\gamma &= wf'(y^*) \cos(\omega\tau) \\ -\frac{\omega}{\gamma} &= \tan(\omega\tau) \end{aligned} \right\}. \quad (2.4)$$

It is clear that these conditions cannot be satisfied in the absence of delay ($\tau = 0$). Indeed, setting $\tau = 0$ renders equation (2.1) a one-dimensional flow, which cannot have oscillations. On the other hand, for $\tau > 0$, there exist (ω_c, τ_c) satisfying conditions (2.4). When τ is increased past τ_c , a pair of complex conjugate eigenvalues crosses the imaginary axis. Although this is not sufficient to guarantee the emergence of a stable periodic solution via a supercritical Hopf bifurcation for $\tau > \tau_c$, the existence of stable oscillations beyond the Hopf bifurcation point can be verified numerically, with examples seen in figure 1. In the simulations shown, the parameters chosen are $I = 10$, $K = 9.5$, $\gamma = 1$, $n = 4$ and $w = 9.5$. These will be used elsewhere throughout the manuscript unless noted otherwise. For these parameter values, $\tau_c \approx 0.9$. The two delays in figure 1 correspond to values of τ above and below this bifurcation, $\tau = 0.6$ and $\tau = 1.2$, respectively.

Hence, we have established the crucial role delay plays in the destabilization of equilibria corresponding to delayed negative feedback systems. We next demonstrate the curious result that allowing τ to randomly switch between two values—both past τ_c —results in the stabilization of the equilibrium.

2.2. Stochastic switching of delays

In biological and biophysical models, delays often manifest as a coarse-grained description of several processes which, cumulatively, require time. Hence, many details underlying biophysical processes are overlooked in fixed-delay systems. To capture finer dynamics, biophysical models incorporate delays that vary according to a probability distribution or evolve via some prescribed dynamics. We emphasize the contrast of this model set-up to those such as in [26,28], where stochastic switching of the system occurs (due to inhibitor binding and unbinding) but the delay, if included, remains fixed.

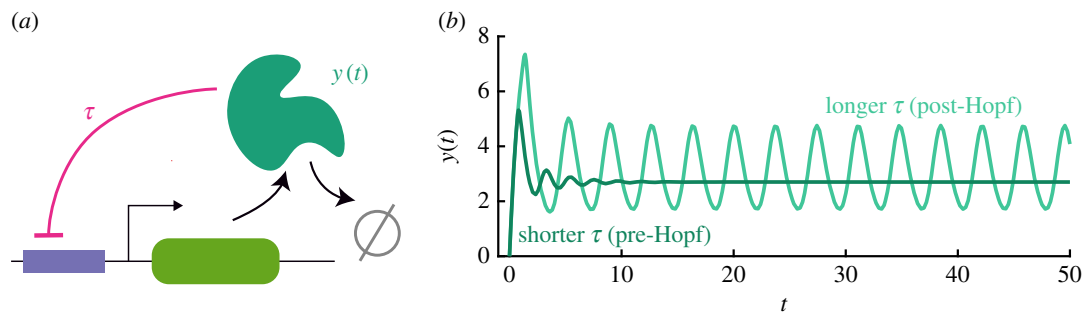


Figure 1. Simple model of delayed negative feedback. (a) Schematic of biological motivation for equation (2.1): a protein leads to inhibiting its own production with delay τ , and also degrades. (b) Two solutions of equation (2.1) for different values of τ . For long delays, oscillations occur, and for short, steady state is achieved. The threshold Hopf bifurcation between these behaviours is described by equation (2.4).

Here, we implement stochasticity in delay equations by taking the delay to evolve in time according to a continuous-time discrete Markov process. Explicitly, consider a general autonomous delay differential equation of the form

$$\frac{dy}{dt} = G(y(t), y(t - \tau(t))). \quad (2.5)$$

Here $y(t)$ is the same scalar field and $\tau(t)$ varies in time stochastically between $N \in \mathbb{N}$ states. Let τ_i denote the delay corresponding to the i th state so that $\tau \in \{\tau_1, \tau_2, \dots, \tau_N\}$ at any given time t , and let $Q(\tau_i, t)$ denote the probability that $\tau = \tau_i$ at time t . The dynamics of τ are then completely characterized by the master equation

$$\frac{dQ}{dt}(\tau_i, t) = \sum_{j=1, j \neq i}^N \mathcal{W}_{j \rightarrow i} Q(\tau_j, t) - \mathcal{W}_{i \rightarrow j} Q(\tau_i, t), \quad (2.6)$$

where $\mathcal{W}_{i \rightarrow j}$ denotes the propensity of the transition $\tau_i \rightarrow \tau_j$. Equations (2.5) and (2.6) together form a so-called *stochastic hybrid system*—a system wherein the state of the system evolves stochastically, but within each state evolves deterministically. Such systems are also called a *piecewise deterministic Markov process* (PDMP) [19,39,50].

2.3. Stochastic delayed negative feedback

We now implement stochastic switching in equation (2.1) by taking τ to evolve according to a two-state Markov process, $\tau \in \{\tau_1, \tau_2\}$ with $\mathcal{W}_{1 \rightarrow 2} = \alpha$ and $\mathcal{W}_{2 \rightarrow 1} = \beta$ so that

$$\begin{aligned} \frac{dQ(\tau_1, t)}{dt} &= \beta Q(\tau_2, t) - \alpha Q(\tau_1, t) \\ &= \beta - (\alpha + \beta)Q(\tau_1, t). \end{aligned} \quad (2.7)$$

The last equality follows from the fact that $Q(\tau_1, t) + Q(\tau_2, t) = 1$ for this model. When τ is fixed, equation (2.1) has a well-defined Hopf bifurcation point at $\tau = \tau_c$. Indeed, for $\tau_1, \tau_2 > \tau_c$ substituted into equation (2.1), the system admits a limit cycle with amplitude and frequency determined by the corresponding delay. Numerically simulating equation (2.1) with switching given in equation (2.7) indeed shows dynamics wherein the solution jumps between limit cycles (see figure 2b). However, in many situations, transitions between states of a PDMP are fast relative to the other dynamics of the system. Simulations of the stochastic hybrid system with $\tau_1, \tau_2 > \tau_c$ and $\alpha = \alpha/\varepsilon$ and $\beta = \beta/\varepsilon$ for $0 < \varepsilon \ll 1$ show that the system contracts to the equilibrium (see figure 3). This result is not intuitive.

3. General formulation

To understand what causes the stabilization of the fixed point with fast stochastic delay switching, we consider a microscopic model for delayed negative feedback. We begin with a delayed master equation [51] and then invoke a van Kampen expansion to derive a Smoluchowski equation for the probability density of the stochastic variable undergoing delayed negative feedback. We begin by writing the master equation analogue of equation (2.1) with τ undergoing a continuous-time discrete Markov process with N states: $\{\tau_1, \tau_2, \dots, \tau_N\}$.

Let $d(t) \in \mathbb{N}$ be a random variable whose dynamics are governed by the reactions delineated by equation (2.1). Thus, $d(t)$ could represent the number of translated protein molecules. Let $P(m, t, \tau)$ be the probability that $d = m$ at time t and that the current delay value is τ . The dynamics of $P(m, t, \tau)$ can be written as

$$\begin{aligned} \frac{dP(m, t, \tau_i)}{dt} &= I(P(m-1, t, \tau_i) - P(m, t, \tau_i)) \\ &\quad - \gamma(mP(m, t, \tau_i) - (m+1)P(m+1, t, \tau_i)) \\ &\quad - w \left(\sum_{j=1}^N \sum_{M=1}^{\infty} \frac{M^n}{K^n + M^n} (P(m, t, \tau_j; M, t - \tau_i, \tau_j) \right. \\ &\quad \left. - P(m+1, t, \tau_j; M, t - \tau_i, \tau_j)) \right) \\ &\quad + \sum_{k=1, k \neq i}^N \mathcal{W}_{k \rightarrow i} P(m, t, \tau_k) - \mathcal{W}_{i \rightarrow k} P(m, t, \tau_i). \end{aligned} \quad (3.1)$$

The first two terms correspond to constitutive protein production and natural degradation, respectively. The transitions between distinct delay values are captured in the last two terms of equation (3.1). The delayed negative feedback manifests in the middle terms of equation (3.1) and consists of the joint probabilities $P(m, t, \tau_j; M, t - \tau_i, \tau_j)$ of having m protein molecules at time t while $\tau = \tau_j$, and M protein molecules at time $t - \tau_i$ while $\tau = \tau_j$. Asserting that M protein molecules must exist at time $t - \tau_i$ means that delayed negative feedback can occur only if protein molecules exist to cause the negative feedback. Equation (3.1), therefore, describes a non-Markovian process, since the value of $d(t)$ depends on the value of $d(t - \tau_i)$. Thus, equation (3.1) is not closed on the level of one-time quantities. Indeed, to determine the dynamics of the joint probability distributions,

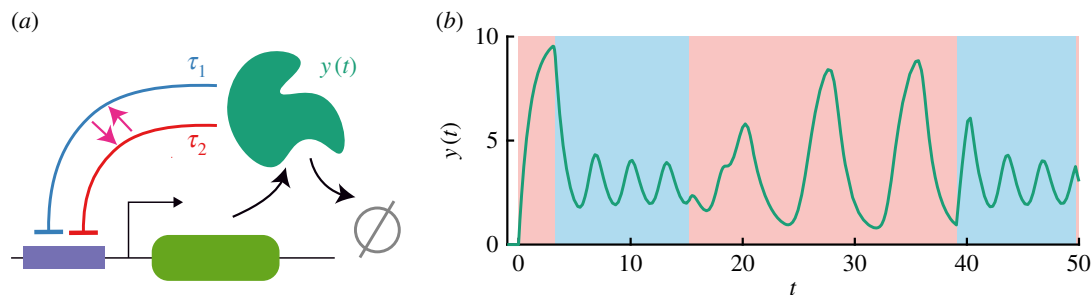


Figure 2. Delayed negative feedback model with stochastic switching. (a) Schematic for the biological motivation of the model. A protein with concentration $y(t)$ inhibits its own production with delay that now stochastically switches between τ_1 , τ_2 at exponentially distributed times. (b) Illustrative simulation of the system, here with relatively slow switching $\varepsilon = 10$. In the red regions, the delay state is $\tau_1 = 3$ and in the blue, $\tau_2 = 1$.

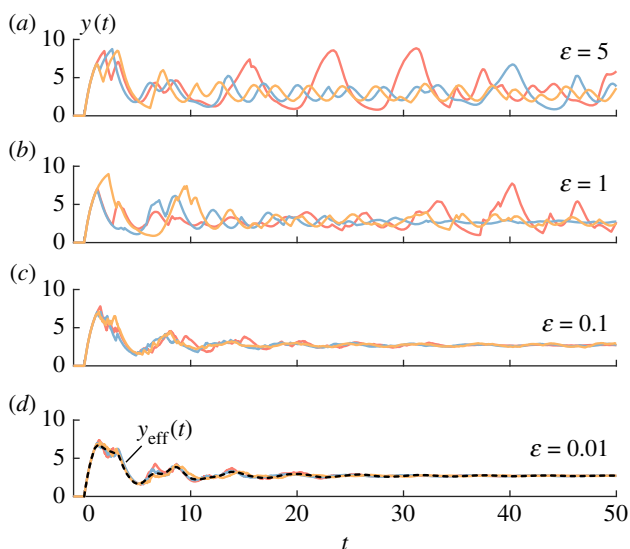


Figure 3. Stochastic realizations of the switching delayed feedback system $y(t)$ described by equation (3.2) for increasingly fast switching speeds. In the top panel, slow switching ($\varepsilon = 5$) yields richly stochastic solutions. In fast switching ($\varepsilon = 0.1$) in the bottom panel, trajectories converge to an effective deterministic solution $y_{\text{eff}}(t)$ described by equation (4.2).

one needs to have information about three- and four-point correlations. The result is an infinite hierarchy of equations. Following a common approach [52,53], we assume the probability distributions for the number of protein molecules at distinct times are independent so that $P(m, t, \tau_i; M, t - \tau_i, \tau_j) = P(m, t, \tau_j)P(M, t - \tau_i, \tau_j)$. We refer the reader to the classical work of Frank [54,55] or the more recent [56] for further discussion on this approximation.

Unfortunately, little analysis can be performed on equation (3.1). To make progress, we follow arguments similar to those in [57] and invoke the van Kampen expansion by setting $x \equiv m/\mathcal{N}$ and Taylor expanding terms in equation (3.1) to $O(\mathcal{N}^{-1})$. Here, \mathcal{N} represents the maximum number of translated protein molecules possible, as determined by the physics of the system. We obtain the following Chapman–Kolmogorov equations, as known for stochastic delay systems [56,58]:

$$\begin{aligned} \frac{\partial p_i}{\partial t} = & -\frac{1}{\mathcal{N}} \frac{\partial}{\partial x} \left((I - \gamma x) p_i(x, t) \right) \\ & + \frac{1}{\mathcal{N}} \sum_{j=1}^N \int_0^\infty \frac{\partial p_i}{\partial x} \frac{w \xi^n}{K^n + \xi^n} p(\xi, t - \tau_i, \tau_j) d\xi \\ & + \sum_{k=1, k \neq i}^N \mathcal{W}_{k \rightarrow i} p_k(x, t) - \mathcal{W}_{i \rightarrow k} p_i(x, t), \end{aligned} \quad (3.2)$$

where $p_i(x, t) \equiv p(x, t, \tau_i)$. The terms inside the summation and integral evaluate to the expected value of the Hill function, giving

$$\begin{aligned} \frac{\partial p_i}{\partial t} = & -\frac{1}{\mathcal{N}} \frac{\partial}{\partial x} \left(\left(I - \gamma x - w \frac{\chi_i^n}{K^n + \chi_i^n} \right) p_i(x, t) \right) \\ & + \sum_{k=1, k \neq i}^N \mathcal{W}_{k \rightarrow i} p_k(x, t) - \mathcal{W}_{i \rightarrow k} p_i(x, t), \end{aligned} \quad (3.3)$$

where

$$\mathbb{E} \left(\frac{\xi^n}{K^n + \xi^n} \right) \equiv \frac{\chi_i^n}{K^n + \chi_i^n}.$$

Here, χ_i is the value of the delayed variable ξ yielding the expected value of the Hill function. It is uniquely identified because the Hill function is injective. We point out that equation (3.3) is a function of *three* independent variables: (x, χ_i, t) . Abusing notation slightly, we now set $p_i(x, t) \equiv p(x, \chi_i, t)$.

To determine why fast switching between delays stabilizes the fixed point of equation (2.1), we next must consider the limit where transitions between discrete delays are fast.

3.1. Fast switching limit

To consider the fast switching limit and derive the effective equation governing the dynamics of delayed negative feedback, we re-scale all transition propensities as $\mathcal{W}_{i \rightarrow j} \rightarrow \varepsilon^{-1} \mathcal{W}_{i \rightarrow j}$, with $0 < \varepsilon \ll 1$. The effective equation manifests as a perturbation from the stationary measure of the Markov transition matrix governing the switching between delays. It will provide an approximation to the mean dynamics of equation (3.3). First, we rewrite equation (3.3) in matrix-vector format:

$$\frac{\partial}{\partial t} |p\rangle = \frac{1}{\varepsilon} \mathbf{A} |p\rangle + \mathbb{L}(|p\rangle), \quad (3.4)$$

where

$$|p\rangle \equiv \begin{pmatrix} p_1(x, t) \\ p_2(x, t) \\ \vdots \\ p_N(x, t) \end{pmatrix}, \quad \mathbb{L}(|p\rangle) \equiv \begin{pmatrix} \mathbb{L}_1(p_1(x, t)) \\ \mathbb{L}_2(p_2(x, t)) \\ \vdots \\ \mathbb{L}_N(p_N(x, t)) \end{pmatrix},$$

and

$$\mathbf{A} \equiv \begin{pmatrix} -\sum_{k \neq 1}^N \mathcal{W}_{1 \rightarrow k} & \mathcal{W}_{2 \rightarrow 1} & \mathcal{W}_{3 \rightarrow 1} & \dots & \mathcal{W}_{N \rightarrow 1} \\ \mathcal{W}_{1 \rightarrow 2} & -\sum_{k \neq 2}^N \mathcal{W}_{2 \rightarrow k} & \mathcal{W}_{3 \rightarrow 2} & \dots & \mathcal{W}_{N \rightarrow 2} \\ \mathcal{W}_{1 \rightarrow 3} & \mathcal{W}_{2 \rightarrow 3} & -\sum_{k \neq 3}^N \mathcal{W}_{3 \rightarrow k} & \dots & \mathcal{W}_{N \rightarrow 3} \\ \vdots & \vdots & \vdots & \ddots & \vdots \\ \mathcal{W}_{1 \rightarrow N} & \mathcal{W}_{2 \rightarrow N} & \mathcal{W}_{3 \rightarrow N} & \dots & -\sum_{k \neq N}^N \mathcal{W}_{N \rightarrow k} \end{pmatrix}.$$

The linear operators \mathbb{L}_i act upon any sufficiently smooth function F by

$$\mathbb{L}_i F \equiv -\frac{\partial}{\partial x} \left(\left(I - \gamma x - w \frac{\chi_i^n}{K^n + \chi_i^n} \right) F \right).$$

The co-kernel of \mathbf{A} is spanned by the N -dimensional vector

$$\langle \psi | \equiv (1, 1, \dots, 1),$$

and the kernel of \mathbf{A} is spanned by the N -dimensional vector $|\phi\rangle \equiv (\phi_1, \phi_2, \dots, \phi_N)^T$, whose entries, in general, will be determined by specific relations between the transition propensities and satisfy $\langle \psi | \phi \rangle = 1$. Indeed, $|\phi\rangle$ is the invariant measure of the continuous-time Markov chain governing the jumps between delays.

Let $q = \langle \psi | p \rangle$ and $|w\rangle = |p\rangle - q|\phi\rangle$ so that q is the component of $|p\rangle$ in the co-kernel of \mathbf{A} and $|w\rangle$ is in the orthogonal complement. Applying $\langle \psi |$ to both sides of equation (3.4) gives

$$\frac{\partial q}{\partial t} = \langle \psi | \mathbb{L} |w + q\phi\rangle. \quad (3.5)$$

Substituting $|p\rangle = |w + q\phi\rangle$ into equation (3.4) and using the fact that $|\phi\rangle$ is in the kernel of \mathbf{A} , we obtain

$$\frac{\partial}{\partial t} |w\rangle = \frac{1}{\varepsilon} \mathbf{A} |w\rangle + (\mathbb{L}_N - |\phi\rangle \langle \psi |) \mathbb{L} (|w + q\phi\rangle), \quad (3.6)$$

where \mathbb{L}_N is the $N \times N$ identity matrix. Introduce the expansion

$$|w\rangle = |w_0\rangle + \varepsilon |w_1\rangle + O(\varepsilon^2)$$

and substitute into equation (3.6). Collecting $O(\varepsilon^{-1})$ terms gives $\mathbf{A} |w_0\rangle = |0\rangle \Rightarrow |w_0\rangle = |0\rangle$. Because we are only interested in the mean dynamics and not the fluctuations about the mean, we need not attempt to calculate the higher-order terms. We hope to explore this in future work.

Substituting the leading-order term for $|w\rangle$ into equation (3.5) gives the Smoluchowski equation for the probability density $q(x, \chi, t)$ for a protein undergoing delayed negative feedback at time t ,

$$\frac{\partial q}{\partial t} = \langle \psi | \mathbb{L} |q\phi\rangle = \sum_{n=1}^N \phi_n \mathbb{L}_n q(x, \chi, t), \quad (3.7)$$

where $\chi \equiv (\chi_1, \chi_2, \dots, \chi_N)$. Here, $q(x, \chi, t) \Delta x = \mathbb{P}(y(t) \in (x, x + \Delta x)) + O(\Delta x^2)$ and $q(x, \chi, t) \Delta \chi_i = \mathbb{P}(y(t - \tau_i) \in (\chi_i, \chi_i + \Delta \chi_i)) + O(\Delta \chi_i^2)$. In words, equation (3.7) says that the leading-order effective dynamics evolve via the weighted average of the different subsystems, where the weight is determined by the stationary distribution of the underlying Markov chain controlling switching. An important caveat appears: that such a stationary distribution exists. For all examples within the realm of models of genetic feedback, we anticipate this to be the case, but the breakdown of this assumption may be of future mathematical interest.

Another area of mathematical interest is that equation (3.7) describes the dynamics of $q(x, \chi, t)$ with a multivariate Smoluchowski equation, therefore assuming that the current state of the random variable is independent of its value at all previous times. It is a Markovian description of a non-Markovian process—the fact that this is a delayed negative feedback system necessarily renders it non-Markovian. We find that equation (3.7) is a good approximation to the non-Markovian process in the fast switching limit (see figure 3d). We take this as evidence that the independence assumption we made works well in the fast switching limit. We hope to quantify this approximation and precisely determine where it breaks down in future work.

One notable feature of the structure of the effective dynamics (3.7) is that the system cannot be described by a single effective delay. Rather, the leading-order dynamics evolve by the simultaneous influence of all delay subsystems in the fast switching limit.

4. Delayed negative feedback again

We now invoke equation (3.7) and apply it to the specific example discussed in §2.3. In this case, the resulting Chapman–Kolmogorov equations are

$$\frac{\partial p_1}{\partial t} = -\frac{\partial}{\partial x} \left(\left(I - \gamma x - w \frac{\chi_1^n}{K^n + \chi_1^n} \right) p_1(x, t) \right) - \alpha p_1(x, t) + \beta p_2(x, t)$$

and

$$\frac{\partial p_2}{\partial t} = -\frac{\partial}{\partial x} \left(\left(I - \gamma x - w \frac{\chi_2^n}{K^n + \chi_2^n} \right) p_2(x, t) \right) + \alpha p_1(x, t) - \beta p_2(x, t).$$

Here, $\langle \psi | = (1, 1)$ and

$$|\phi\rangle = \frac{1}{\alpha + \beta} \begin{pmatrix} \beta \\ \alpha \end{pmatrix},$$

so that the resulting Smoluchowski equation is

$$\frac{\partial q}{\partial t} = -\frac{\beta}{\beta + \alpha} \frac{\partial}{\partial x} \left(\left(I - \gamma x - w \frac{\chi_1^n}{K^n + \chi_1^n} \right) q(x, \chi, t) \right) - \frac{\alpha}{\beta + \alpha} \frac{\partial}{\partial x} \left(\left(I - \gamma x - w \frac{\chi_2^n}{K^n + \chi_2^n} \right) q(x, \chi, t) \right). \quad (4.1)$$

Thus, the mean dynamics of the protein undergoing delayed negative feedback is given by the kinetic equation

$$\frac{dy_{\text{eff}}}{dt} = I - \gamma y_{\text{eff}} - \frac{\beta}{\beta + \alpha} \frac{w y_{\text{eff}}(t - \tau_1)^n}{K^n + y_{\text{eff}}(t - \tau_1)^n} - \frac{\alpha}{\beta + \alpha} \frac{w y_{\text{eff}}(t - \tau_2)^n}{K^n + y_{\text{eff}}(t - \tau_2)^n}. \quad (4.2)$$

The stability of this averaged two-delay system can surprisingly display behaviour distinct from either of the two subsystems, as we show in the next section.

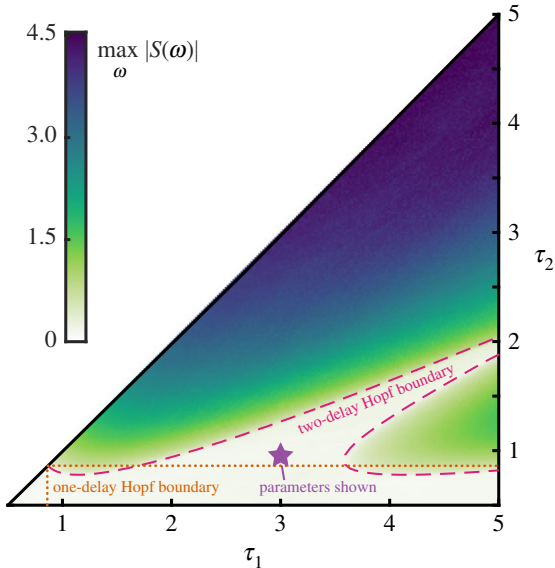


Figure 4. Bifurcation structure for the effective delay equation found in (4.2). In the heatmap, the maximum of the power spectrum $S(\omega)$ is shown. The dashed boundary lines for the two-delay system correspond to the linear stability analysis in equation (4.3). The dotted lines correspond to the Hopf boundary for a single delay equation (2.4). The star shows the choice of delays used elsewhere unless noted otherwise. For these delays, the oscillations of each subsystem are stabilized by sufficiently fast switching. Symmetric transitions are considered $\alpha = 1$, $\beta = 1$ so only $\tau_1 \leq \tau_2$ need be considered.

4.1. Stabilization via stochastic switching

Setting the time derivative equal to zero in equation (4.2) and solving for the equilibrium gives the same solution y^* as obtained from equation (2.2). The linearization of equation (4.2) about y^* yields

$$\frac{du}{dt} = -\gamma u - \frac{w\beta}{\alpha + \beta} f'(y^*) u(t - \tau_1) - \frac{w\alpha}{\alpha + \beta} f'(y^*) u(t - \tau_2)$$

where $u(t) \equiv y_{\text{eff}}(t) - y^*$.

As in §2.1, we invoke the ansatz $u(t) = A e^{\lambda t}$ and determine λ from the auxiliary equation

$$\lambda = -\gamma - \frac{w\beta}{\alpha + \beta} f'(y^*) e^{-\lambda\tau_1} - \frac{w\alpha}{\alpha + \beta} f'(y^*) e^{-\lambda\tau_2}$$

Setting $\lambda = i\omega$ yields the following conditions for a Hopf bifurcation in equation (4.2):

$$\left. \begin{aligned} \omega &= w \frac{\alpha}{\alpha + \beta} f'(y^*) \sin(\omega\tau_1) + w \frac{\beta}{\alpha + \beta} f'(y^*) \sin(\omega\tau_2) \\ -\gamma &= w \frac{\alpha}{\alpha + \beta} f'(y^*) \cos(\omega\tau_1) + w \frac{\beta}{\alpha + \beta} f'(y^*) \cos(\omega\tau_2) \\ -\frac{\omega}{\gamma} &= \frac{\alpha \sin(\omega\tau_1) + \beta \sin(\omega\tau_2)}{\alpha \cos(\omega\tau_1) + \beta \cos(\omega\tau_2)} \end{aligned} \right\} \quad (4.3)$$

In figure 4, we show the locus of Hopf bifurcation points in parameter space for equation (4.2) and compare it with the Hopf bifurcation points for the single delay equation given in equation (2.1). We can see that there are regions of parameter space wherein τ_1 and τ_2 are larger than the single delay critical Hopf value but the system continues to reach the fixed point. Hence, the fast switching between delays in the stochastic system causes the effective behaviour of the

system to behave as if the feedback followed two distinct delay values simultaneously. The presence of multiple delays increased the range of delay values for which the fixed point was stable.

When switching is not fast, then the increased stabilization of the fixed point is not observed. Although it is challenging to analytically investigate this scenario, numerical investigation via stochastic simulation is straightforward and can be seen in figure 5. Explicit stochastic simulations are performed by sampling the continuous-time Markov chain and solving the delay differential equation between these events. The system is simulated for $t \in [0, 100]$, and over the window $t \in [90, 100]$, the minimum and maximum values are taken, as presumed magnitudes of any oscillations after the transient portions have decayed. As waiting times are increased (ε large), the system spends enough time in each delay state so that the effective dynamics follow a single delay equation for the duration of time in that state. Periodic solutions corresponding to the delay of the state emerge. As the waiting time is decreased (ε small), the effects of the second delay term emerge and the stabilization of the fixed point is observed (see figures 3 and 5).

5. Conclusion

We summarize the main contributions of the manuscript as follows. Most generally, we have derived an effective delay equation in the limit of fast switching between subsystems with different delays that evolve via a continuous-time Markov chain. *A priori*, it is not clear whether the behaviour when rapidly switching between systems can be replaced by one effective delay. Here, we answer that possibility in the negative for nonlinear systems, similar to the semi-discretized case [37]. We used this result to investigate a classical model of delayed negative feedback with a new twist of stochastic switching between two delays. In our stochastic model, we showed that sufficiently fast stochastic switching between two delays stabilizes the system where each delay alone produces oscillations.

Our results sit within broader biological and mathematical contexts. First, we note the relation to the literature on distributed delay systems, especially in models of genetic feedback. The effective dynamics derived here arising in the fast switching limit (4.2) are exactly the form of distributed delay descriptions of genetic feedback considered elsewhere [23,31,59]. We have, therefore, provided further mechanistic motivation for the inclusion of these distributed delay systems. We show that a Hopf bifurcation in the total switching rate occurs, indicating that fast switching and slow have fundamentally different behaviour. This nuance in timescales of stochasticity does not exist in descriptions with distributed delays.

Stochastically switching delays add a new vignette to the broader theme of stochasticity in genetic feedback. Importantly, we consider stochasticity *only* in the delay to emphasize its impact on the behaviour of the system. This is in contrast with other studies where stochasticity is included in genetic feedback in other ways and new behaviours appear. For instance, molecule counts in the genetic machinery are low enough to justify exploring demographic fluctuations [21]. Demographic noise can destabilize oscillations [27], whereas distributed delays can sharpen them

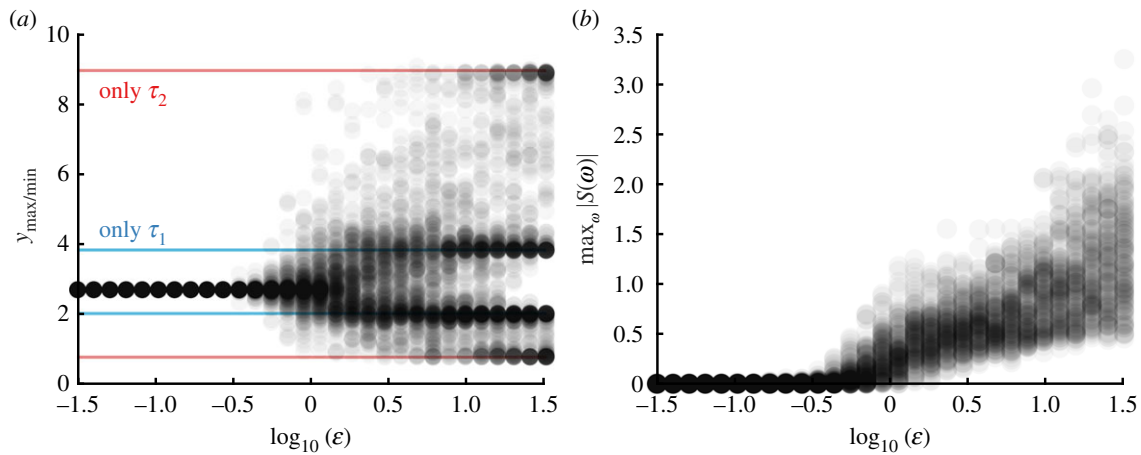


Figure 5. Bifurcation structure of the stochastically switching delay system as a function of the overall switching rate ε . Each circle is a stochastic realization, with 500 total per parameter set. (a) The maximum and minimum values over a time window in stochastic simulation show that as switching gets slower, oscillations emerge. Solid lines represent the oscillation peaks for the single delay subsystems with corresponding delays. (b) The peak of the power spectrum $\max_{\omega} |S(\omega)|$ also demonstrates a subcritical Hopf bifurcation parametrized by the switching rate ε .

[60]. It is, therefore, of future interest to investigate how stochastic switching of delays and demographic fluctuations intertwine. A natural starting point would be similar investigations for non-delay systems, [61], but we anticipate further challenges due to the hierarchy of multi-point correlations for stochastic delay systems as discussed in [54–57]. Other studies also include stochastic switching with delays arising from binding and unbinding of promoters [26,28] producing bursting behaviour. These models have rich analytical tractability but do not include different delays. It remains to be explored whether these calculations can be extended to different delays, as considered here. To further the biological relevance, it is also pressing to develop a more mechanistic explanation of how stochastic switching of delays may arise. One intriguing direction is the emergence of stochastic switching from dual delay feedback pathways, such as in NF- κ B signalling [49,62].

Lastly, on the purely mathematical side, our model and analysis add to the mosaic of stochastic systems that behave fundamentally differently than their deterministic counterparts or subsystems. Specifically, our results first add to a long history along the theme of how noise can stabilize systems [11,31,63–65]. Secondly, they provide another example of how stochastic switching can result in unexpected behaviour of stable solutions to the corresponding non-switching ODEs and PDEs [66–69]. Although it may seem restrictive that we consider a Markov chain model by which the delays evolve, an arbitrary delay distribution may be constructed via the theory of phase-type distributions [70]. We

were unable to compute analytical results when switching was not fast, or even a next-order correction to the leading-order behaviour. It is perhaps feasible to use a moment-based approach that others have used in stochastically switching delayed [36,71–73] or other stochastic hybrid systems [74,75]. Alternatively, it may be feasible and interesting to investigate the opposite limit of the one considered, where the dynamics of the subsystems are fast relative to the switching, as seen in many other biological systems [76,77], and is perhaps readily handled by classical homogenization techniques [78]. Further, the dynamical systems behaviour of the derived effective (4.2) system could also be probed more thoroughly, perhaps using the methods of Du *et al.* [79] that compute normal forms and investigate higher co-dimension bifurcations.

Data accessibility. All Matlab code for stochastic simulations, the Hopf bifurcation analysis, and generation of figures in the manuscript can be found from the GitHub repository: <https://github.com/chris-miles/switching-delays>.

Authors' contributions. B.R.K.: conceptualization, investigation, methodology, project administration, writing—original draft; C.E.M.: investigation, methodology, project administration, visualization, writing—original draft.

All authors gave final approval for publication and agreed to be held accountable for the work performed therein.

Conflict of interest declaration. We declare we have no competing interests.

Funding. No funding has been received for this article.

Acknowledgements. B.R.K. and C.E.M. would like to thank Mehdi Sadeghpour for insightful discussions. B.R.K. would like to thank his son, Surya, for ‘delaying’ his arrival enough to complete this manuscript.

References

- Mackey MC, Glass L. 1977 Oscillation and chaos in physiological control systems. *Science* **197**, 287–289. (doi:10.1126/science.267326)
- Bressloff PC, Karamched BR. 2015 A frequency-dependent decoding mechanism for axonal length sensing. *Front. Cell. Neurosci.* **9**, 281. (doi:10.3389/fncel.2015.00281)
- Karamched BR, Bressloff PC. 2015 Delayed feedback model of axonal length sensing. *Biophys. J.* **108**, 2408–2419. (doi:10.1016/j.bpj.2015.03.055)
- Karamched B, Hripcsak G, Albers D, Ott W. 2021 Delay-induced uncertainty for a paradigmatic glucose–insulin model. *Chaos* **31**, 023142. (doi:10.1063/5.0027682)
- Bai F, Bertram R, Karamched BR. 2022 A closed-loop multi-scale model for intrinsic frequency-dependent regulation of axonal growth. *Math. Biosci.* **344**, 108768. (doi:10.1016/j.mbs.2021.108768)
- Karamched BR, Hripcsak G, Leibel RL, Albers D, Ott W. 2022 Delay-induced uncertainty in the glucose–insulin system: pathogenicity for obesity and type-2 diabetes mellitus. *Front. Physiol.* **13**, 1786. (doi:10.3389/fphys.2022.936101)
- Godin R, Karamched BR, Ryan SD. 2022 The space between us: modeling spatial heterogeneity in synthetic microbial consortia dynamics. *Biophys. Rep.* **2**, 100085. (doi:10.1016/j.bpr.2022.100085)
- Krtolica R, Özgüner Ü, Chan H, Göktaş H, Winkelmann J, Liubakka M. 1994 Stability of linear feedback systems with random communication

- delays. *Int. J. Control* **59**, 925–953. (doi:10.1080/00207179408923111)
9. Nilsson J, Bernhardsson B, Wittenmark B. 1998 Stochastic analysis and control of real-time systems with random time delays. *Automatica* **34**, 57–64. (doi:10.1016/S0005-1098(97)00170-2)
 10. Ribeiro AS. 2010 Stochastic and delayed stochastic models of gene expression and regulation. *Math. Biosci.* **223**, 1–11. (doi:10.1016/j.mbs.2009.10.007)
 11. Gupta C, López JM, Ott W, Josić K, Bennett MR. 2013 Transcriptional delay stabilizes bistable gene networks. *Phys. Rev. Lett.* **111**, 058104. (doi:10.1103/PhysRevLett.111.058104)
 12. Gupta C, López JM, Azencott R, Bennett MR, Josić K, Ott W. 2014 Modeling delay in genetic networks: from delay birth-death processes to delay stochastic differential equations. *J. Chem. Phys.* **140**, 05B624_1. (doi:10.1063/1.4878662)
 13. Hoffmann A, Levchenko A, Scott ML, Baltimore D. 2002 The I κ B-NF- κ B signaling module: temporal control and selective gene activation. *Science* **298**, 1241–1245. (doi:10.1126/science.1071914)
 14. Geva-Zatorsky N *et al.* 2006 Oscillations and variability in the p53 system. *Mol. Syst. Biol.* **2**, 2006–0033. (doi:10.1038/msb4100068)
 15. Vogel U, Jensen KF. 1994 The RNA chain elongation rate in *Escherichia coli* depends on the growth rate. *J. Bacteriol.* **176**, 2807–2813. (doi:10.1128/jb.176.10.2807-2813.1994)
 16. Xiong L, Garfinkel A. 2023 Are physiological oscillations ‘physiological’? *arXiv* 2301.08996. (doi:10.48550/arXiv.2301.08996)
 17. McAdams HH, Arkin A. 1999 It’s a noisy business! Genetic regulation at the nanomolar scale. *Trends Genet.* **15**, 65–69. (doi:10.1016/S0168-9525(98)01659-X)
 18. Elowitz MB, Levine AJ, Siggia ED, Swain PS. 2002 Stochastic gene expression in a single cell. *Science* **297**, 1183–1186. (doi:10.1126/science.1070919)
 19. Bressloff PC. 2017 Stochastic switching in biology: from genotype to phenotype. *J. Phys. A: Math. Theor.* **50**, 133001. (doi:10.1088/1751-8121/aa5db4)
 20. Schlicht R, Winkler G. 2008 A delay stochastic process with applications in molecular biology. *J. Math. Biol.* **57**, 613–648. (doi:10.1007/s00285-008-0178-y)
 21. Galla T. 2009 Intrinsic fluctuations in stochastic delay systems: theoretical description and application to a simple model of gene regulation. *Phys. Rev. E* **80**, 021909. (doi:10.1103/PhysRevE.80.021909)
 22. Yuan C, Mao X, Lygeros J. 2009 Stochastic hybrid delay population dynamics: well-posed models and extinction. *J. Biol. Dyn.* **3**, 1–21. (doi:10.1080/17513750802020804)
 23. Josić K, López JM, Ott W, Shiau L, Bennett MR. 2011 Stochastic delay accelerates signaling in gene networks. *PLoS Comput. Biol.* **7**, e1002264. (doi:10.1371/journal.pcbi.1002264)
 24. Zavala E, Marquez-Lago TT. 2014 Delays induce novel stochastic effects in negative feedback gene circuits. *Biophys. J.* **106**, 467–478. (doi:10.1016/j.bpj.2013.12.010)
 25. Fatehi F, Kyrychko YN, Blyuss KB. 2020 A new approach to simulating stochastic delayed systems. *Math. Biosci.* **322**, 108327. (doi:10.1016/j.mbs.2020.108327)
 26. Cao Z, Grima R. 2020 Analytical distributions for detailed models of stochastic gene expression in eukaryotic cells. *Proc. Natl Acad. Sci. USA* **117**, 4682–4692. (doi:10.1073/pnas.1910888117)
 27. Potoyan DA, Wolynes PG. 2014 On the dephasing of genetic oscillators. *Proc. Natl Acad. Sci. USA* **111**, 2391–2396. (doi:10.1073/pnas.1323433111)
 28. Zambrano S, Bianchi ME, Agresti A, Molina N. 2015 Interplay between stochasticity and negative feedback leads to pulsed dynamics and distinct gene activity patterns. *Phys. Rev. E* **92**, 022711. (doi:10.1103/PhysRevE.92.022711)
 29. Ohira T, Yamane T. 2000 Delayed stochastic systems. *Phys. Rev. E* **61**, 1247. (doi:10.1103/PhysRevE.61.1247)
 30. Klinshov V, Shchapin D, D’Huys O. 2020 Mode hopping in oscillating systems with stochastic delays. *Phys. Rev. Lett.* **125**, 034101. (doi:10.1103/PhysRevLett.125.034101)
 31. Bernard S. 2009 Distributed delays stabilize negative feedback loops. *arXiv* 0910.4520. (doi:10.48550/arXiv.0910.4520)
 32. Kyrychko Y, Schwartz I. 2018 Enhancing noise-induced switching times in systems with distributed delays. *Chaos* **28**, 063106. (doi:10.1063/1.5034106)
 33. Chiu LJ, Ling MY, Wu EH, You CX, Lin ST, Shu CC. 2022 The distributed delay rearranges the bimodal distribution at protein level. *J. Taiwan Inst. Chem. Eng.* **137**, 104436. (doi:10.1016/j.jtice.2022.104436)
 34. Sadeghpour M, Orosz G. 2014 On the stability of continuous-time systems with stochastic delay: applications to gene regulatory circuits. In *Proc. Int. Design Engineering Technical Conf. and Computers and Information in Engineering Conference, Buffalo, NY*, vol. 46391, p. V006T10A078. ASME. (doi:10.1115/DETC2014-35139)
 35. Gomez MM, Qin WB, Orosz G, Murray RM. 2014 Exact stability analysis of discrete-time linear systems with stochastic delays. In *2014 American Control Conference, Portland, OR*, pp. 5534–5539. IEEE. (doi:10.1109/ACC.2014.6859470)
 36. Gomez MM, Sadeghpour M, Bennett MR, Orosz G, Murray RM. 2016 Stability of systems with stochastic delays and applications to genetic regulatory networks. *SIAM J. Appl. Dyn. Syst.* **15**, 1844–1873. (doi:10.1137/15M1031965)
 37. Sadeghpour M, Orosz G. 2018 Can a finite number of discrete delays approximate stochastic delay? *Syst. Control Lett.* **116**, 27–31. (doi:10.1016/j.sysconle.2018.04.007)
 38. Sadeghpour M, Breda D, Orosz G. 2019 Stability of linear continuous-time systems with stochastically switching delays. *IEEE Trans. Autom. Control* **64**, 4741–4747. (doi:10.1109/TAC.2019.2904491)
 39. Bressloff PC. 2014 *Stochastic processes in cell biology*, vol. 41. Berlin, Germany: Springer.
 40. Lidskii EA. 1965 On the stability of motions of a system with random lags. *Differ. Uravn.* **1**, 96–101.
 41. Kats I. 1967 On the stability of systems with random delay in the first approximation. *J. Appl. Math. Mech.* **31**, 447–452. (doi:10.1016/0021-8928(67)90030-5)
 42. Kolmanovsky I, Maizenberg T. 2000 Stochastic stability of a class of nonlinear systems with randomly varying time-delay. In *Proc. of the 2000 American Control Conf. ACC, Chicago, IL (IEEE Cat. no. 00CH36334)*, vol. 6, pp. 4304–4308. IEEE. (doi:10.1109/ACC.2000.877033)
 43. Mao X, Matasov A, Piunovskiy AB. 2000 Stochastic differential delay equations with Markovian switching. *Bernoulli* **6**, 73–90. (doi:10.2307/3318634)
 44. Liu X, Shen J. 2006 Stability theory of hybrid dynamical systems with time delay. *IEEE Trans. Autom. Control* **51**, 620–625. (doi:10.1109/TAC.2006.872751)
 45. Tosato M, Zhang X, Wu J. 2020 Multi-cycle periodic solutions of a differential equation with delay that switches periodically. *Differ. Equ. Dyn. Syst.*, 1–18. (doi:10.1007/s12591-020-00536-6)
 46. Xiao H, Zhu Q. 2021 Stability analysis of switched stochastic delay system with unstable subsystems. *Nonlinear Anal.: Hybrid Syst.* **42**, 101075. (doi:10.1016/j.nahs.2021.101075)
 47. Bernard S, Čajavec B, Pujo-Menjouet L, Mackey MC, Herzel H. 2006 Modelling transcriptional feedback loops: the role of Gro/TLE1 in Hes1 oscillations. *Phil. Trans. R. Soc. A* **364**, 1155–1170. (doi:10.1098/rsta.2006.1761)
 48. Stricker J, Cookson S, Bennett MR, Mather WH, Tsimring LS, Hasty J. 2008 A fast, robust and tunable synthetic gene oscillator. *Nature* **456**, 516–519. (doi:10.1038/nature07389)
 49. Longo DM, Selimkhanov J, Kearns JD, Hasty J, Hoffmann A, Tsimring LS. 2013 Dual delayed feedback provides sensitivity and robustness to the NF- κ B signaling module. *PLoS Comput. Biol.* **9**, e1003112. (doi:10.1371/journal.pcbi.1003112)
 50. Bressloff PC, Newby JM. 2013 Stochastic models of intracellular transport. *Rev. Mod. Phys.* **85**, 135–196. (doi:10.1103/RevModPhys.85.135)
 51. Brett T, Galla T. 2014 Gaussian approximations for stochastic systems with delay: chemical Langevin equation and application to a Brusselator system. *J. Chem. Phys.* **140**, 124112. (doi:10.1063/1.4867786)
 52. Chou T, Mallick K, Zia RK. 2011 Non-equilibrium statistical mechanics: from a paradigmatic model to biological transport. *Rep. Prog. Phys.* **74**, 116601. (doi:10.1088/0034-4885/74/11/116601)
 53. Täuber UC. 2014 *Critical dynamics: a field theory approach to equilibrium and non-equilibrium scaling behavior*. Cambridge, UK: Cambridge University Press.
 54. Frank T. 2005 Delay Fokker-Planck equations, Novikov’s theorem, and Boltzmann distributions as small delay approximations. *Phys. Rev. E* **72**, 011112. (doi:10.1103/PhysRevE.72.011112)
 55. Frank T. 2005 Delay Fokker-Planck equations, perturbation theory, and data analysis for nonlinear stochastic systems with time delays. *Phys. Rev. E* **71**, 031106. (doi:10.1103/PhysRevE.71.031106)
 56. Loos SA, Klapp SH. 2019 Fokker-Planck equations for time-delayed systems via Markovian embedding.

- J. Stat. Phys.* **177**, 95–118. (doi:10.1007/s10955-019-02359-4)
57. Frank T. 2007 Kramers–Moyal expansion for stochastic differential equations with single and multiple delays: applications to financial physics and neurophysics. *Phys. Lett. A* **360**, 552–562. (doi:10.1016/j.physleta.2006.08.062)
 58. Küchler U, Mensch B. 1992 Langevins stochastic differential equation extended by a time-delayed term. *Stochastics: Int. J. Probab. Stoch. Processes* **40**, 23–42. (doi:10.1080/17442509208833780)
 59. Brett T, Galla T. 2013 Stochastic processes with distributed delays: chemical Langevin equation and linear-noise approximation. *Phys. Rev. Lett.* **110**, 250601. (doi:10.1103/PhysRevLett.110.250601)
 60. Song Y, Campbell S, Shiau L, Kim JK, Ott W. 2023 Noisy delay denoises biochemical oscillators. *bioRxiv* (doi:10.1101/2023.05.17.541178)
 61. Hufton PG, Lin YT, Galla T, McKane AJ. 2016 Intrinsic noise in systems with switching environments. *Phys. Rev. E* **93**, 052119. (doi:10.1103/PhysRevE.93.052119)
 62. Venturilli OS, El-Samad H, Murray RM. 2012 Synergistic dual positive feedback loops established by molecular sequestration generate robust bimodal response. *Proc. Natl Acad. Sci. USA* **109**, E3324–E3333. (doi:10.1073/pnas.1211902109)
 63. Arnold L, Crauel H, Wihstutz V. 1983 Stabilization of linear systems by noise. *SIAM J. Control Optim.* **21**, 451–461. (doi:10.1137/0321027)
 64. Mackey MC, Longtin A, Lasota A. 1990 Noise-induced global asymptotic stability. *J. Stat. Phys.* **60**, 735–751. (doi:10.1007/BF01025992)
 65. Basak GK. 2001 Stabilization of dynamical systems by adding a colored noise. *IEEE Trans. Autom. Control* **46**, 1107–1111. (doi:10.1109/9.935065)
 66. Benaïm M, Le Borgne S, Malrieu F, Zitt PA. 2014 On the stability of planar randomly switched systems. *Ann. Appl. Probab.* **24**, 292–311. (doi:10.1214/13-AAP924)
 67. Lawley S, Mattingly J, Reed M. 2014 Sensitivity to switching rates in stochastically switched ODEs. *Commun. Math. Sci.* **12**, 1343–1352. (doi:10.4310/CMS.2014.v12.n7.a9)
 68. Benaïm M, Lobry C. 2016 Lotka–Volterra with randomly fluctuating environments or ‘How switching between beneficial environments can make survival harder’. *Ann. Appl. Probab.* **26**, 3754–3785. (doi:10.1214/16-AAP1192)
 69. Lawley SD. 2018 Blowup from randomly switching between stable boundary conditions for the heat equation. *Commun. Math. Sci.* **16**, 1133–1156. (doi:10.4310/CMS.2018.v16.n4.a9)
 70. Commault C, Mocanu S. 2003 Phase-type distributions and representations: some results and open problems for system theory. *Int. J. Control* **76**, 566–580. (doi:10.1080/0020717031000114986)
 71. Verriest EI, Michiels W. 2009 Stability analysis of systems with stochastically varying delays. *Syst. Control Lett.* **58**, 783–791. (doi:10.1016/j.sysconle.2009.08.009)
 72. Bernard S, Crauste F. 2015 Optimal linear stability condition for scalar differential equations with distributed delay. *Discrete Contin. Dyn. Syst. B* **20**, 1855–1876. (doi:10.3934/dcdsb.2015.20.1855)
 73. Sykora HT, Sadeghpour M, Ge JI, Bachrathy D, Orosz G. 2020 On the moment dynamics of stochastically delayed linear control systems. *Int. J. Robust Nonlinear Control* **30**, 8074–8097. (doi:10.1002/rnc.5218)
 74. Lawley SD, Mattingly JC, Reed MC. 2015 Stochastic switching in infinite dimensions with applications to random parabolic PDE. *SIAM J. Math. Anal.* **47**, 3035–3063. (doi:10.1137/140976716)
 75. Bressloff PC, Lawley SD. 2015 Moment equations for a piecewise deterministic PDE. *J. Phys. A: Math. Theor.* **48**, 105001. (doi:10.1088/1751-8113/48/10/105001)
 76. Miles CE, Lawley SD, Keener JP. 2018 Analysis of nonprocessive molecular motor transport using renewal reward theory. *SIAM J. Appl. Math.* **78**, 2511–2532. (doi:10.1137/17M1156824)
 77. Marbach S, Miles CE. 2023 Coarse-grained dynamics of transiently bound fast linkers. *J. Chem. Phys.* **158**, 214117. (doi:10.1063/5.0139036)
 78. Pavliotis G, Stuart A. 2008 *Multiscale methods: averaging and homogenization*. Berlin, Germany: Springer Science & Business Media.
 79. Du Y, Niu B, Wei J. 2019 Two delays induce Hopf bifurcation and double Hopf bifurcation in a diffusive Leslie–Gower predator–prey system. *Chaos* **29**, 013101. (doi:10.1063/1.5078814)