

# UC San Diego

## UC San Diego Previously Published Works

### Title

Compulsive sexual behavior disorder in 42 countries: Insights from the International Sex Survey and introduction of standardized assessment tools.

### Permalink

<https://escholarship.org/uc/item/1nq382pz>

### Journal

Journal of Behavioral Addictions, 12(2)

### Authors

Bóthe, Beáta

Koós, Mónika

Nagy, Léna

et al.

### Publication Date

2023-06-29


### DOI

10.1556/2006.2023.00028

### Copyright Information

This work is made available under the terms of a Creative Commons Attribution-NonCommercial License, available at <https://creativecommons.org/licenses/by-nc/4.0/>

Peer reviewed



AKADÉMIAI KIADÓ

# Compulsive sexual behavior disorder in 42 countries: Insights from the International Sex Survey and introduction of standardized assessment tools

Journal of Behavioral Addictions

12 (2023) 2, 393–407





































DOI:

[10.1556/2006.2023.00028](https://doi.org/10.1556/2006.2023.00028)

© 2023 The Author(s)

FULL-LENGTH REPORT



BEÁTA BÖTHE<sup>1,2\*</sup> , MÓNIKA KOÓS<sup>3,4</sup> , LÉNA NAGY<sup>3,4</sup> , SHANE W. KRAUS<sup>5</sup> , ZSOLT DEMETROVICS<sup>4,6</sup> , MARC N. POTENZA<sup>7,8,9</sup> , AURÉLIE MICHAUD<sup>2</sup>, RAFAEL BALLESTER-ARNAL<sup>10</sup> , DOMINIK BATTHYÁNY<sup>11</sup> , SOPHIE BERGERON<sup>12</sup> , JOËL BILLIEUX<sup>13,14</sup> , PEER BRIKEN<sup>15</sup> , JULIUS BURKAUSKAS<sup>16</sup> , GEORGINA CÁRDENAS-LÓPEZ<sup>17</sup> , JOANA CARVALHO<sup>18,19</sup> , JESÚS CASTRO-CALVO<sup>20</sup> , LIJUN CHEN<sup>21</sup> , GIACOMO CIOCCA<sup>22</sup> , ORNELLA CORAZZA<sup>23,24</sup> , RITA CSAKO<sup>25</sup> , DAVID P. FERNANDEZ<sup>26</sup> , ELAINE F. FERNANDEZ<sup>27</sup> , LOÏS FOURNIER<sup>13</sup> , HIRONOBU FUJIWARA<sup>28,29,30</sup> , JOHANNES FUSS<sup>31</sup> , ROMAN GABRHELÍK<sup>32,33</sup> , ATERET GEWIRTZ-MEYDAN<sup>34</sup> , BILJANA GJONESKA<sup>35</sup> , MATEUSZ GOLA<sup>36,37</sup> , JOSHUA B. GRUBBS<sup>38</sup> , HASHIM T. HASHIM<sup>39</sup> , MD. SAIFUL ISLAM<sup>40,41</sup> , MUSTAFA ISMAIL<sup>39</sup> , MARTHA C. JIMÉNEZ-MARTÍNEZ<sup>42,43</sup> , TANJA JURIN<sup>44</sup> , ONDREJ KALINA<sup>45</sup> , VERENA KLEIN<sup>46</sup> , ANDRÁS KÖLTŐ<sup>47</sup> , CHIH-TING LEE<sup>48</sup> , SANG-KYU LEE<sup>49,50</sup> , KAROL LEWCZUK<sup>51</sup> , CHUNG-YING LIN<sup>52,53</sup> , LIVERPOOL JOHN MOORES UNIVERSITY'S RESEARCH TEAM<sup>54†</sup>, CHRISTINE LOCHNER<sup>55</sup> , SILVIA LÓPEZ-ALVARADO<sup>56</sup> , KATEŘINA LUKAVSKÁ<sup>32,57</sup> , PERCY MAYTA-TRISTÁN<sup>58</sup> , IONUT MILEA<sup>59</sup>, DAN J. MILLER<sup>60</sup> , OLGA OROSOVÁ<sup>61</sup> , GÁBOR OROSZ<sup>62</sup> , SUNGKYUNKWAN UNIVERSITY'S RESEARCH TEAM<sup>63††</sup>, FERNANDO P. PONCE<sup>64</sup> , GONZALO R. QUINTANA<sup>65</sup> , GABRIEL C. QUINTERO GARZOLA<sup>66,67</sup> , JANO RAMOS-DIAZ<sup>68</sup> , KÉVIN RIGAUD<sup>62</sup> , ANN ROUSSEAU<sup>69</sup> , MARCO DE TUBINO SCANAVINO<sup>70,71,72</sup> , MARION K. SCHULMEYER<sup>73</sup> , PRATAP SHARAN<sup>74</sup> , MAMI SHIBATA<sup>28</sup> , SHEIKH SHOIB<sup>75</sup> , VERA L. SIGRE LEIRÓS<sup>13,76</sup> , LUKE SNIIEWSKI<sup>77</sup> , OGNEN SPASOVSKI<sup>78,79</sup> , VESTA STEIBLIENE<sup>80</sup> , DAN J. STEIN<sup>81</sup> , JULIAN STRIZEK<sup>82</sup> 

In the original version of this article affiliation 47 had been published with incorrect country name: Northern Ireland. The error was rectified on 30 June 2023.

†The Liverpool John Moores University's research team includes Dr. S. Kewley and Dr. M. C. Van Hout  
††The Sungkyunkwan University's research team includes Dr. H. Chang and Mr. K. Park.

\*Corresponding author.

E-mail: [beata.bothe@umontreal.ca](mailto:beata.bothe@umontreal.ca), [beabothe@gmail.com](mailto:beabothe@gmail.com)

ALEKSANDAR ŠTULHOFFER<sup>8,3</sup> , BERK C. ÜNSAL<sup>3,4</sup> , and  
MARIE-PIER VAILLANCOURT-MOREL<sup>1</sup> 

<sup>1</sup> Département de Psychologie, Université du Québec à Trois-Rivières, Trois-Rivières, Canada

<sup>2</sup> Département de Psychologie, Université de Montréal, Montréal, Canada

<sup>3</sup> Doctoral School of Psychology, ELTE Eötvös Loránd University, Budapest, Hungary

<sup>4</sup> Institute of Psychology, ELTE Eötvös Loránd University, Budapest, Hungary

<sup>5</sup> Department of Psychology, University of Nevada, Las Vegas, Las Vegas, NV, USA

<sup>6</sup> Centre of Excellence in Responsible Gaming, University of Gibraltar, Gibraltar, Gibraltar

<sup>7</sup> Yale University School of Medicine, New Haven, CT, USA

<sup>8</sup> Connecticut Council on Problem Gambling, Wethersfield, CT, USA

<sup>9</sup> Connecticut Mental Health Center, New Haven, CT, USA

<sup>10</sup> Departamento de Psicología Básica, Clínica y Psicobiología, University Jaume I of Castellón, Spain

<sup>11</sup> Institute for Behavioural Addictions, Sigmund Freud University Vienna, Austria

<sup>12</sup> Département de Psychologie, Université de Montréal, Montréal, Canada

<sup>13</sup> Institute of Psychology, University of Lausanne, Lausanne, Switzerland

<sup>14</sup> Center for Excessive Gambling, Addiction Medicine, Lausanne University Hospitals (CHUV), Lausanne, Switzerland

<sup>15</sup> Institute for Sex Research, Sexual Medicine, and Forensic Psychiatry, University Medical Centre Hamburg-Eppendorf, Hamburg, Germany

<sup>16</sup> Laboratory of Behavioral Medicine, Neuroscience Institute, Lithuanian University of Health Sciences, Lithuania

<sup>17</sup> Virtual Teaching and Cyberpsychology Laboratory, School of Psychology, National Autonomous University of Mexico, Mexico

<sup>18</sup> William James Center for Research, Departamento de Educação e Psicologia, Universidade de Aveiro, Aveiro, Portugal

<sup>19</sup> CPUP: Center for Psychology at University of Porto, Portugal

<sup>20</sup> Department of Personality, Assessment, and Psychological Treatments, University of Valencia, Spain

<sup>21</sup> Department of Psychology, College of Humanity and Social Science, Fuzhou University, China

<sup>22</sup> Section of Sexual Psychopathology, Department of Dynamic and Clinical Psychology, and Health Studies, Sapienza University of Rome, Rome, Italy

<sup>23</sup> Department of Clinical, Pharmaceutical and Biological Sciences, University of Hertfordshire, United Kingdom

<sup>24</sup> Department of Psychology and Cognitive Science, University of Trento, Italy

<sup>25</sup> Department of Psychology and Neuroscience, Auckland University of Technology, Auckland, New Zealand

<sup>26</sup> Nottingham Trent University, United Kingdom

<sup>27</sup> HELP University, Malaysia

<sup>28</sup> Department of Neuropsychiatry, Graduate School of Medicine, Kyoto University, Kyoto, Japan

<sup>29</sup> Decentralized Big Data Team, RIKEN Center for Advanced Intelligence Project, Tokyo, Japan

<sup>30</sup> The General Research Division, Osaka University Research Center on Ethical, Legal and Social Issues, Osaka, Japan

<sup>31</sup> Institute of Forensic Psychiatry and Sex Research, Center for Translational Neuro- and Behavioral Sciences, University of Duisburg-Essen, Essen, Germany

<sup>32</sup> Department of Addictology, First Faculty of Medicine, Charles University, Prague, Czech Republic

<sup>33</sup> Department of Addictology, General University Hospital in Prague, Czech Republic

<sup>34</sup> School of Social Work, Faculty of Social Welfare and Health Sciences, University of Haifa, Israel

<sup>35</sup> Macedonian Academy of Sciences and Arts, Republic of North Macedonia

<sup>36</sup> Institute of Psychology, Polish Academy of Sciences, Poland

<sup>37</sup> Institute for Neural Computations, University of California San Diego, USA

<sup>38</sup> Bowling Green State University, USA

<sup>39</sup> University of Baghdad, College of Medicine, Iraq

<sup>40</sup> Department of Public Health and Informatics, Jahangirnagar University, Savar, Dhaka, 1342, Bangladesh

<sup>41</sup> Centre for Advanced Research Excellence in Public Health, Dhaka, 1342, Bangladesh

<sup>42</sup> Universidad Pedagógica y Tecnológica de Colombia, Colombia



- <sup>43</sup> Grupo de Investigación Biomédica y de Patología, Colombia
- <sup>44</sup> Department of Psychology, Humanities and Social Sciences, University of Zagreb, Croatia
- <sup>45</sup> Department of Educational Psychology and Psychology of Health, Pavol Jozef Safarik University in Kosice, Slovakia
- <sup>46</sup> School of Psychology, University of Southampton, United Kingdom
- <sup>47</sup> Health Promotion Research Centre, University of Galway, Ireland
- <sup>48</sup> Department of Family Medicine, National Cheng Kung University Hospital, College of Medicine, National Cheng Kung University, Tainan, Taiwan
- <sup>49</sup> Department of Psychiatry, Hallym University Chuncheon Sacred Heart Hospital, South Korea
- <sup>50</sup> Chuncheon Addiction Management Center, South Korea
- <sup>51</sup> Institute of Psychology, Cardinal Stefan Wyszyński University, Warsaw, Poland
- <sup>52</sup> Institute of Allied Health Sciences, College of Medicine, National Cheng Kung University, Tainan, Taiwan
- <sup>53</sup> Biostatistics Consulting Center, National Cheng Kung University Hospital, College of Medicine, National Cheng Kung University, Tainan, Taiwan
- <sup>54</sup> Public Health Institute, Faculty of Health, Liverpool John Moores University, United Kingdom
- <sup>55</sup> SAMRC Unit on Risk & Resilience in Mental Disorders, Stellenbosch University, South Africa
- <sup>56</sup> Faculty of Psychology, University of Cuenca, Ecuador
- <sup>57</sup> Faculty of Education, Department of Psychology, Charles University, Prague, Czech Republic
- <sup>58</sup> Facultad de Medicina, Universidad Científica del Sur, Lima, Perú
- <sup>59</sup> Babeş-Bolyai University, Romania
- <sup>60</sup> James Cook University, Australia
- <sup>61</sup> Department of Educational Psychology and Psychology of Health, Pavol Jozef Safarik University in Kosice, Slovakia
- <sup>62</sup> Artois University, France
- <sup>63</sup> Department of Psychology, Sungkyunkwan University, South Korea
- <sup>64</sup> Escuela de Psicología, Universidad de Talca, Chile
- <sup>65</sup> Departamento de Psicología y Filosofía, Facultad de Ciencias Sociales, Universidad de Tarapacá, Arica, Arica y Parinacota, Chile
- <sup>66</sup> Florida State University, Republic of Panama
- <sup>67</sup> Sistema Nacional de Investigación (SNI), SENACYT, Panama
- <sup>68</sup> Facultad de Ciencias de la Salud, Universidad Privada del Norte, Lima, Perú
- <sup>69</sup> Leuven School for Mass Communication, KU Leuven, Leuven, Belgium
- <sup>70</sup> Department of Psychiatry, Faculdade de Medicina, Universidade de São Paulo, Brazil
- <sup>71</sup> Experimental Pathophysiology Post Graduation Program, Faculdade de Medicina, Universidade de São Paulo, Brazil
- <sup>72</sup> Excessive Sexual Drive and Prevention of Negative Outcomes Associated to Sexual Behavior Outpatient Unit (AISEP), Institute of Psychiatry, Hospital das Clínicas, Faculdade de Medicina, Universidade de São Paulo, Brazil
- <sup>73</sup> Universidad Privada de Santa Cruz de la Sierra, Bolivia
- <sup>74</sup> Department of Psychiatry, All India Institute of Medical Sciences, New Delhi, 110029, India
- <sup>75</sup> Department of Psychology, Sharda University, India
- <sup>76</sup> Institute of Legal Psychiatry, Lausanne University Hospitals (CHUV), Lausanne, Switzerland
- <sup>77</sup> Auckland University of Technology, New Zealand
- <sup>78</sup> Faculty of Philosophy, Ss. Cyril and Methodius University in Skopje, Republic of North Macedonia
- <sup>79</sup> Faculty of Philosophy, University of Ss. Cyril and Methodius in Trnava, Slovak Republic
- <sup>80</sup> Laboratory of Behavioral Medicine, Neuroscience Institute, Lithuanian University of Health Sciences, Lithuania
- <sup>81</sup> SAMRC Unit on Risk & Resilience in Mental Disorders, Department of Psychiatry & Neuroscience Institute, University of Cape Town, South Africa
- <sup>82</sup> Austrian Public Health Institute, Austria
- <sup>83</sup> Department of Sociology, Faculty of Humanities and Social Sciences, University of Zagreb, Croatia

Received: February 24, 2023 • Revised manuscript received: May 23, 2023 • Accepted: May 27, 2023

Published online: June 22, 2023



**ABSTRACT**

**Background and aims:** Despite its inclusion in the 11th revision of the International Classification of Diseases, there is a virtual paucity of high-quality scientific evidence about compulsive sexual behavior disorder (CSBD), especially in underrepresented and underserved populations. Therefore, we comprehensively examined CSBD across 42 countries, genders, and sexual orientations, and validated the original (CSBD-19) and short (CSBD-7) versions of the Compulsive Sexual Behavior Disorder Scale to provide standardized, state-of-the-art screening tools for research and clinical practice. **Method:** Using data from the International Sex Survey ( $N = 82,243$ ;  $M_{age} = 32.39$  years,  $SD = 12.52$ ), we evaluated the psychometric properties of the CSBD-19 and CSBD-7 and compared CSBD across 42 countries, three genders, eight sexual orientations, and individuals with low vs. high risk of experiencing CSBD. **Results:** A total of 4.8% of the participants were at high risk of experiencing CSBD. Country- and gender-based differences were observed, while no sexual-orientation-based differences were present in CSBD levels. Only 14% of individuals with CSBD have ever sought treatment for this disorder, with an additional 33% not having sought treatment because of various reasons. Both versions of the scale demonstrated excellent validity and reliability. **Discussion and conclusions:** This study contributes to a better understanding of CSBD in underrepresented and underserved populations and facilitates its identification in diverse populations by providing freely accessible ICD-11-based screening tools in 26 languages. The findings may also serve as a crucial building block to stimulate research into evidence-based, culturally sensitive prevention and intervention strategies for CSBD that are currently missing from the literature.

**KEYWORDS**

addictive behavior, assessment, compulsive sexual behavior, cross-cultural, International Sex Survey (ISS), validation

**INTRODUCTION**

Compulsive sexual behavior disorder (CSBD; also referred to as sex addiction, hypersexual disorder/hypersexuality, sexual compulsivity, sexual impulsivity, or out-of-control sexual behaviors) is included in the 11th revision of the International Classification of Diseases (ICD-11) (World Health Organization, 2022). According to the new diagnostic guidelines (Kraus et al., 2018; World Health Organization, 2022), CSBD is characterized by repetitive, poorly controlled engagement in sexual impulses, urges, and behaviors (e.g., pornography use). For a diagnosis of CSBD, these sexual behaviors should result in clinically significant distress, neglect of responsibilities, interests, and health, and cause significant impairment in critical areas of functioning. Notably, people with CSBD derive little or no satisfaction from their sexual activities and often make unsuccessful efforts to reduce or stop their behavior. However, this diagnosis is still new with several theoretical and methodological limitations and essential questions that have yet to be addressed (Bóthe, Koós, & Demetrovics, 2022; Grubbs et al.,

2020). Fundamental concerns involve the lack of data about CSBD outside Western, Educated, Industrialized, Rich, and Democratic (WEIRD) countries, among women and gender diverse individuals, and sexually diverse individuals as well (Grubbs et al., 2020; Klein, Savaş, & Conley, 2021).

Until now, only a few studies examined the prevalence of CSBD among nationally representative samples and all were conducted in Western countries (i.e., the United States, Germany, Hungary, and Poland), limiting the generalizability of their results. Based on these studies' findings, 3–10% of men and 2–7% of women might experience CSBD (Briken et al., 2022; Bóthe et al., 2020; Dickenson, Gleason, Coleman, & Miner, 2018; Grubbs et al., 2023; Lewczuk et al., 2022). Thus, CSBD might be as prevalent as other psychiatric disorders (e.g., mood or substance use disorders) (Steel et al., 2014). Yet, it has received significantly less scientific attention than the aforementioned disorders (Grubbs et al., 2020).

Although most studies investigating CSBD focus predominantly on cisgender (i.e., an individual whose sex assigned at birth aligns with their gender identity; Perzawski, Ferraiolo, & Keuroghlian, 2020) men (Grubbs et al., 2020), CSBD is likely to be present in women and gender-diverse individuals as well. Women and gender-diverse individuals can experience similar adverse consequences from CSBD (Bóthe et al., 2018, 2020; Koós et al., 2021; Kowalewska, Gola, Kraus, & Lew-starowicz, 2020), though gender-diverse individuals are often excluded from studies due to insufficient sample sizes (Jennings, Gleason, & Kraus, 2022). Regarding sexual orientation, most CSBD studies either did not report participants' sexual orientation, reported a blend of sexual orientations, or focused solely on heterosexual or gay men (Grubbs et al., 2020; Jennings et al., 2022). This approach is problematic since individuals with different sexual orientations may experience sexuality and CSBD in different ways and be diagnosed and treated differently (Jennings et al., 2022). In previous CSBD studies focusing on sexual orientation (Bóthe et al., 2018; Koós et al., 2021), all individuals with diverse sexual identities (e.g., bisexual individuals, gay or lesbian individuals) were merged into one sexual minority group. Such an approach may lead to biased results as crucial differences and disparities have been documented between individuals with different sexual orientations. There is ample evidence that bisexual or both-gender attracted individuals are facing more mental health challenges than lesbian/gay or exclusively same-gender attracted individuals (Költő et al., 2019; Persson & Pfaus, 2015). These findings highlight the importance of considering individuals with different sexual orientations as unique groups in research and clinical settings as well.

Apart from the general focus on WEIRD countries and heterosexual, cisgender men in psychiatric, psychological, and sex research (Baxter, Patton, Scott, Degenhardt, & Whiteford, 2013; Cheon, Melani, & Hong, 2020; Klein et al., 2021), another potential explanation for the relative lack of studies focusing on the prevalence and other aspects of CSBD in diverse populations is the absence of a valid, inclusive, and standardized assessment tool for CSBD. To date,



the only comprehensive scale assessing all criteria of the ICD-11-based CSBD diagnosis is the Compulsive Sexual Behavior Disorder Scale (CSBD-19) (Böthe et al., 2020; Grubbs et al., 2023). The CSBD-19 was developed via international collaboration and validated in four independent samples with more than 9,000 participants, including one nationally representative sample. The scale includes five factors representing each diagnostic criterion: control, salience, relapse, dissatisfaction, and negative consequences. It demonstrated strong psychometric properties and has a reliable cut-off score that can identify individuals likely to experience CSBD. Still, the CSBD-19's psychometric properties have almost exclusively been tested in WEIRD countries, warranting critical investigation (Böthe et al., 2020; Khayer, Rad, Böthe, & Farnam, 2023). Although no previous large-scale, cross-cultural studies focused on comparing CSBD across countries, differences may be hypothesized given different levels of religiosity, attitudes, and cultural norms regarding sexuality in different countries (Lewczuk, Nowakowska, Lewandowska, Potenza, & Gola, 2021; Mestre-Bach, Blycker, Actis, Brand, & Potenza, 2021). For example, in cultures that are more conservative in their approach to sexual matters, individuals may experience higher levels of self-perceived CSBD due to stricter values or other factors (Chen et al., 2022; Islam et al., 2022; Lewczuk, Glica, Nowakowska, Gola, & Grubbs, 2020; Vaillancourt-Morel & Bergeron, 2019), warranting further research.

Therefore, to provide an overview of CSBD across 42 countries from five continents and fill these gaps in the literature, first, we comprehensively validated the CSBD-19 and the newly developed, short version of it (CSBD-7). It is essential to validate and examine a scale's psychometric equivalence across groups before conducting any comparisons to reduce the possibility of biases, invalid conclusions, and potentially misleading implications (Jeong & Lee, 2019). Then, we compared CSBD across country-, gender-, and sexual-orientation-based groups, and examined differences in a variety of sexual behaviors between individuals at low vs. high risk of experiencing CSBD. As no prior large-scale, cross-cultural study was conducted on CSBD, we could not set formal hypotheses. However, based on previous findings, we hypothesized that men would report higher CSBD scores than women (Böthe et al., 2020; Kingston et al., 2020). All other research questions of this study were examined in an exploratory manner.

## METHOD

The supplemental materials include a detailed description of the method and results, and present complementary tables as well.

### Procedure

We used data from the International Sex Survey (ISS), which is a large, collaborative, cross-sectional, self-report study using rigorous, preregistered ([https://osf.io/uyfra/?view\\_](https://osf.io/uyfra/?view_)

[only = 6e4f96b748be42d99363d58e32d511b8](https://osf.io/uyfra/?view_only=6e4f96b748be42d99363d58e32d511b8)) methods across 42 countries in 26 languages (Böthe et al., 2021).<sup>1</sup> Data were collected between October 2021 and May 2022. As described in detail in the study protocol (Böthe et al., 2021), collaborators used standardized materials (e.g., templates of emails, advertisement texts, and posters) and contacted large, nationwide popular news websites in their country to advertise the study. Collaborators offered exclusive results to advertising partners in exchange for the study advertisement (i.e., a one- or two-paragraph-long description of basic descriptive information about the sample collected in their country). This recruitment strategy worked well in some countries (e.g., Hungary), while it was not fruitful in others (e.g., Canada). Therefore, in these latter countries, collaborators used additional recruitment strategies (e.g., targeted social media advertisements, advertisements on sexuality-related forums, and survey panels) to reach the target sample size. Participants who responded to the study advertisements completed an anonymous survey on the Qualtrics Research Suite (Qualtrics, 2022), which took approximately 25 to 45 minutes. The list of all collaborating countries, the detailed description of the translation and data collection procedures, data cleaning procedures, and the eligibility criteria are described in the study protocol (Böthe et al., 2021). All participants provided informed consent. Although the ISS follows open-science practices, as it includes data on sensitive topics; therefore, the dataset is not publicly available. However, the corresponding author may provide data upon justified request.

### Participants

A total of 82,243 participants ( $M_{age} = 32.39$  years,  $SD = 12.52$ ) were included in the final dataset. Most participants were women ( $n = 46,874$ ; 57.0%), followed by men ( $n = 32,549$ ; 39.6%), and gender-diverse individuals ( $n = 2,783$ ; 3.4%). Most participants were heterosexual ( $n = 56,125$ ; 68.2%), while 31.5% ( $n = 25,777$ ) of the participants were sexually diverse (i.e., used other terms than heterosexual to describe their sexual orientation). Most participants completed tertiary education (e.g., university) ( $n = 60,896$ ; 74.0%) and worked full-time ( $n = 42,981$ ; 52.3%) (Table 1). Participants' detailed sociodemographic characteristics by country can be found at [https://osf.io/n3k2c/?view\\_only=838146f6027c4e6bb68371d9d14220b5](https://osf.io/n3k2c/?view_only=838146f6027c4e6bb68371d9d14220b5).

### Measures

**Compulsive Sexual Behavior Disorder Scale (CSBD-19).** The CSBD-19 (Böthe et al., 2020) is the only scale comprehensively assessing compulsive sexual urges,

<sup>1</sup>Definition of sex used for the CSBD-19: "For the purpose of this questionnaire, sex is defined as any activity or behavior that stimulates or arouses a person with the intent to produce an orgasm or sexual pleasure (e.g., self-masturbation or solo sex, using pornography, intercourse with a partner, oral sex, anal sex, etc.). Sexual behaviors may or may not involve a partner."



Table 1. Participants' sociodemographic characteristics

Variables	N = 81,975–82,243	%
<b>Country of residence</b>		
Algeria	24	0.03
Australia	639	0.78
Austria	746	0.91
Bangladesh	373	0.45
Belgium	644	0.78
Bolivia	385	0.47
Brazil	3,579	4.35
Canada	2,541	3.09
Chile	1,173	1.43
China	2,428	2.95
Colombia	1,913	2.33
Croatia	2,390	2.91
Czech Republic	1,640	1.99
Ecuador	276	0.34
France	1,706	2.07
Germany	3,271	3.98
Gibraltar	64	0.08
Hungary	11,200	14.58
India	194	0.24
Iraq	99	0.12
Ireland	1,702	2.07
Israel	1,334	0.66
Italy	2,401	2.92
Japan	562	0.68
Lithuania	2,015	2.45
Malaysia	1,170	1.42
Mexico	2,137	2.60
New Zealand	2,834	3.45
North Macedonia	1,251	1.52
Panama	333	0.40
Peru	2,672	3.25
Poland	9,892	12.03
Portugal	2,262	2.75
Slovakia	1,134	1.38
South Africa	1,849	2.25
South Korea	1,464	1.78
Spain	2,327	2.83
Switzerland	1,144	1.39
Taiwan	2,668	3.24
Turkey	820	1.00
United Kingdom	1,412	1.72
United States of America	2,398	2.92
Other	1,177	1.43
<b>Language</b>		
Arabic	142	0.17
Bangla	332	0.40
Croatian	2,522	3.07
Czech	1,583	1.92
Dutch	518	0.63
English	13,994	17.02
French	3,941	4.79
German	3,494	4.25
Hebrew	1,315	1.60
Hindi	17	0.02
Hungarian	10,937	13.30
Italian	2,437	2.96
Japanese	466	0.57
Korean	1,437	1.75

(continued)

Table 1. Continued

Variables	N = 81,975–82,243	%
Lithuanian	2,094	2.55
Macedonian	1,301	1.58
Mandarin – simplified	2,474	3.01
Mandarin – traditional	2,685	3.26
Polish	10,343	12.58
Portuguese – Brazil	3,650	4.44
Portuguese – Portugal	2,277	2.77
Slovak	2,118	2.58
Spanish – Latin America	8,926	10.85
Spanish – Spain	2,312	2.81
Turkish	853	1.04
<b>Sex assigned at birth</b>		
Male	33,245	40.43
Female	48,987	59.57
<b>Gender (original answer options in the survey)</b>		
Masculine/Man	32,549	39.58
Feminine/Woman	46,874	56.99
Indigenous or other cultural gender minority identity (e.g., two-spirit)	166	0.20
Non-binary, gender fluid, or something else (e.g., genderqueer)	2,315	2.81
Other	302	0.37
<b>Gender (categories used in the analyses)</b>		
Man	32,549	39.58
Woman	46,874	56.99
Gender-diverse individuals	2,783	3.38
<b>Trans status</b>		
No, I am not a trans person	79,280	96.43
Yes, I am a trans man	357	0.43
Yes, I am a trans woman	295	0.36
Yes, I am a non-binary trans person	881	1.07
I am questioning my gender identity	1,137	1.38
I don't know what it means	269	0.33
<b>Sexual orientation (original answer options in the survey)</b>		
Heterosexual/Straight	56,125	68.24
Gay or lesbian or homosexual	4,607	5.60
Heteroflexible	6,200	7.54
Homoflexible	534	0.65
Bisexual	7,688	9.35
Queer	957	1.16
Pansexual	1,969	2.39
Asexual	1,064	1.29
I do not know yet or I am currently questioning my sexual orientation	1,951	2.37
None of the above	807	0.98
I don't want to answer	308	0.37
<b>Sexual orientation (categories used in the analyses)</b>		
Heterosexual	56,125	68.24
Gay or lesbian	4,607	5.60
Bisexual	7,688	9.35
Queer and pansexual	2,926	3.56
Homo- and heteroflexible identities	6,734	8.19
Asexual	1,064	1.29
Questioning	1,951	2.37
Other	807	0.98
<b>Highest level of education</b>		

(continued)



Table 1. Continued

Variables	<i>N</i> = 81,975–82,243	%
Primary (e.g., elementary school)	1,002	1.22
Secondary (e.g., high school)	20,325	24.71
Tertiary (e.g., college or university)	60,896	74.04
<b>Currently being in education</b>		
Not being in education	49,802	60.55
Being in primary education (e.g., elementary school)	64	0.08
Being in secondary education (e.g., high school)	1,571	1.91
Being in tertiary education (e.g., college or university)	30,762	37.40
<b>Work status</b>		
Not working	20,853	25.36
Working full time	42,981	52.26
Working part-time	11,356	13.81
Doing odd jobs	7,029	8.55
<b>Socioeconomic status</b>		
My life circumstances are among the worst	227	0.28
My life circumstances are much worse than average	773	0.94
My life circumstances are worse than average	4,232	5.15
My life circumstances are average	26,742	32.52
My life circumstances are better than average	31,567	38.38
My life circumstances are much better than average	14,736	17.92
My life circumstances are among the best	3,957	4.81
<b>Residence</b>		
Metropolis (population is over 1 million people)	26,441	32.15
City (population is between 100,000 and 999,999 people)	29,920	36.38
Town (population is between 1,000 and 99,999 people)	21,103	25.66
Village (population is below 1,000 people)	4,764	5.79
<b>Relationship status</b>		
Single	27,541	33.49
In a relationship	27,440	33.36
Married or common-law partners	24,338	29.59
Widow or widower	428	0.52
Divorced	2,472	3.01
<b>Having children</b>		
No	57,909	70.41
Yes, 1	8,417	10.23
Yes, 2	10,353	12.59
Yes, 3	3,843	4.67
Yes, 4	1,014	1.23
Yes, 5	290	0.35
Yes, 6–9	125	0.15
Yes, 10 or more	24	0.03
	<i>M</i>	<i>SD</i>
<b>Age</b>	32.39	12.52

Note. Percentages might not add up to 100% due to missing data. *M* = mean, *SD* = standard deviation.

thoughts, and behaviors and their consequences in the past six months along five factors corresponding to the ICD-11 diagnostic guidelines (World Health Organization, 2022): control (three items, e.g., “I could not control my sexual cravings and desires.”); salience (three items, e.g., “I would rather have had sex than to have done anything else.”); relapse (three items, e.g., “Trying to reduce the amount of sex I had almost never worked.”); dissatisfaction (three items, e.g., “Although sex was not as satisfying for me as before, I engaged in it.”); and negative consequences (seven items, e.g., “I did not accomplish important tasks because of my sexual behavior.”). Participants indicate their levels of agreement with each item on a four-point scale (1 = “totally disagree”; 4 = “totally agree”), with total scores ranging from 19 to 76 points. Scoring 50 points or more indicates being at high risk of experiencing CSBD. The scale demonstrated excellent psychometric properties in previous studies (Bóthe et al., 2020; Khayer et al., 2023; Park & Chang, 2021). Participants read a pre-established definition of sex<sup>2</sup> before completing the CSBD-19. The translation of the CSBD-19 and the CSBD-7 in all available languages can be found at [https://osf.io/jcz96/?view\\_only=9af0068dde81488db54638a01c8ae118](https://osf.io/jcz96/?view_only=9af0068dde81488db54638a01c8ae118).

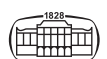
**Sociodemographic and sexuality-related questions.** Several sociodemographic (e.g., level of education) and sexuality-related questions (e.g., past-year sexual frequency) were included in the survey battery (Bóthe et al., 2021). Participants were provided with a definition of sexual experience before answering these questions.<sup>3</sup> The wording of each question and answer option in all languages can be seen at [https://osf.io/jcz96/?view\\_only=9af0068dde81488db54638a01c8ae118](https://osf.io/jcz96/?view_only=9af0068dde81488db54638a01c8ae118).

### Statistical analyses

We followed a preregistered analysis plan (<https://doi.org/10.17605/OSF.IO/DK78R>) to examine the CSBD-19’s and CSBD-7’s psychometric properties and compare country-, gender-, sexual-orientation-, and CSBD-status-based groups. Mplus 8.7 (Muthén & Muthén, 2022) was used for multivariate analyses. Confirmatory factor analysis (CFA) was conducted to examine the structural validity and dimensionality of the CSBD-19. The model was evaluated using common goodness-of-fit indices (Marsh, Hau, & Grayson, 2005): Comparative Fit Index (CFI), Tucker-Lewis Index (TLI), and Root-Mean-Square Error of Approximation with its 90% confidence interval (RMSEA). The weighted least squares mean- and variance-adjusted estimator was used for the CFA and measurement invariance

<sup>2</sup>Definition of sexual experiences with a partner: “Sexual experience with a partner is defined as any activity or behavior (excluding childhood sexual games or possible sexual abuse) that stimulates or arouses a person with the intent to produce an orgasm or sexual pleasure. Think about any kind of sexual experience with a partner.”

<sup>3</sup>Language is a methodological variable and potentially reflects country-based differences. Therefore, we did not examine language-based mean differences in detail.





tests. To ensure that comparisons are meaningful and reduce the possibility of measurement biases and invalid comparisons between groups (Millsap, 2011), tests of measurement invariance were conducted using participants' language, country, gender identity (i.e., men, women, gender-diverse individuals), and sexual orientation (i.e., heterosexual, gay or lesbian, bisexual, queer or pansexual, homo- and hetero-flexible identities, asexual, questioning, and other sexual orientations) as grouping variables. In each measurement invariance test, we tested and compared six levels of invariance with increasingly constrained parameters. Cronbach's alpha and McDonald's omega values were calculated to assess the reliability of the CSBD-19 (McNeish, 2018).

The CSDB-19's association with theoretically relevant correlates was assessed to examine its validity. A cut-off score is already available for the CSBD-19 (having a total score of  $\geq 50$  out of 76 suggests being at high risk of having CSBD) (Bóthe et al., 2020). We examined its applicability to the current sample by comparing those participants who scored below (i.e., low-risk group) and above (i.e., high-risk group) the cut-off score along the aforementioned correlates (e.g., past-year frequency of masturbation).

To develop the CSBD-7, the items of the CSBD-19 were examined to select the best ones representing each factor with one item, and three items from the negative consequences factor to represent personal, interpersonal, and general adverse consequences. The same analytical steps were followed as in the case of the CSBD-19. A cut-off score was also developed for the CSBD-7 using the previously established high-risk group as a reference group.

## Ethics

The authors assert that all procedures contributing to this work comply with the relevant national and institutional committees' ethical standards on human experimentation and the Helsinki Declaration. The study was approved by all collaborating countries' national/institutional ethics review boards or the local ethics committees considered the study exempt and did not further assess the study as it had already been approved by the ethics committees of the principal investigators' institutions: [https://osf.io/n3k2c/?view\\_only=838146f6027c4e6bb68371d9d14220b5](https://osf.io/n3k2c/?view_only=838146f6027c4e6bb68371d9d14220b5).

## RESULTS

### Psychometric properties of the Compulsive Sexual Behavior Disorder Scale (CSBD-19) and the short Compulsive Sexual Behavior Disorder Scale (CSBD-7)

The pre-established five-factor model (Bóthe et al., 2020) had a good fit to the data (CFI = 0.956, TLI = 0.947, RMSEA = 0.066 [90%CI = 0.066–0.067]). The inter-factor correlations were positive and moderate-to-strong. The CSBD-19 and its factors demonstrated acceptable reliability ( $\alpha = 0.68$ – $0.90$ ,  $\omega = 0.68$ – $0.90$ ). Concerning the CSBD-7, one item from each factor and three items from the negative

consequences factor were selected. We tested a one-factor, first-order model, which had a good fit to the data (CFI = 0.972, TLI = 0.957, RMSEA = 0.088 [90%CI = 0.086–0.089]). The CSBD-7 had adequate reliability ( $\alpha = 0.80$ ,  $\omega = 0.80$ ) and a strong, positive correlation with the CSBD-19 (Tables S1–S2).

A cut-off score is already available for the CSBD-19 (Bóthe et al., 2020). Potential cut-off scores were calculated for the CSBD-7 based on membership in the high-risk group. A score of 18 points was suggested as an optimal cut-off (i.e., having a score of  $\geq 18$  out of 28 suggests a high risk of having CSBD) with a sensitivity of 87.38% and a specificity of 97.77% (Table S3). At this cut-off score, a positive predictive value of 66.56%, a negative predictive value of 99.35%, and an accuracy of 97.26% were observed (Table S3). These results practically mean that 2.23% of the negative cases were falsely considered high-risk, while 12.62% of the true high-risk cases were not identified. As Table S3 shows, increasing the cut-off score would have led to more false negative cases (i.e., mistakenly identifying high-risk individuals as low-risk individuals), while decreasing the cut-off score would have resulted in more false positive cases (i.e., mistakenly classifying low-risk individuals as high-risk individuals). Therefore, the cut-off score of 18 points was deemed the most optimal one.

### Associations between CSBD and sexual behaviors

Regarding associations with theoretically relevant correlates, CSBD had weak-to-moderate, positive associations with the past-year frequency of pornography use, masturbation, sex with casual partners, and the number of casual sexual partners. It also had weak, positive associations with the number of lifetime sexual partners, past-year frequency of having sex in and out of the relationship, and past-year frequency of having sex with one's partner. The results were similar with the CSBD-19 and the CSBD-7 (Table 2) and across gender- and sexual-orientation-based groups as well (Tables S5–S14).

### Country-, gender-, and sexual-orientation-based differences in CSBD

Before group comparisons, we conducted language-,<sup>4</sup> country-, gender-, and sexual-orientation-based measurement invariance tests on the CSBD-19 and the CSBD-7 as well to reduce the possibility of measurement biases (Tables S15–S22). Findings suggest the lack of potential measurement biases, while group-based differences in the means may be present.

<sup>4</sup>Egypt, Iran, Pakistan, and Romania were included in the study protocol paper as collaborating countries (Bóthe et al., 2021); however, it was not possible to get ethical approval for the study in a timely manner in these countries. Chile was not included in the study protocol paper as a collaborating country (Bóthe et al., 2021) as it joined the study after publishing the study protocol. Therefore, instead of the planned 45 countries (Bóthe et al., 2021), only 42 individual countries are considered in the present study, see details at <https://osf.io/n3k2c/>.



Table 2. Associations between compulsive sexual behavior disorder and theoretically relevant correlates

	Range	<i>M</i>	<i>SD</i>	<i>Mdn</i>	1.	2.	3.	4.	5.	6.	7.	8.
1. Compulsive sexual behavior (CSBD-19)	19–76	30.63	9.54	28.00	—							
2. Compulsive sexual behavior (CSBD-7)	7–28	10.67	3.78	10.00	0.91*	—						
3. Total number of sexual partner (in and out of a relationship)	0–1,000	12.59	42.53	4.00	0.15*	0.13*	—					
4. Past-year sexual frequency (in and out of a relationship) <sup>a</sup>	0–10	4.07	2.72	5.00	0.07*	0.05*	0.32*	—				
5. Past-year sexual frequency (with the partner) <sup>a,b</sup>	0–10	5.30	2.14	6.00	0.01*	–0.01*	0.06*	0.88*	—			
6. Number of past-year casual sexual partners	0–340	1.12	5.85	0.00	0.23*	0.20*	0.45*	0.11*	0.05*	—		
7. Past-year casual sexual frequency <sup>a</sup>	0–10	0.74	1.59	0.00	0.22*	0.19*	0.43*	0.11*	0.04*	0.91*	—	
8. Past-year frequency of masturbation <sup>a</sup>	0–10	5.36	2.61	6.00	0.26*	0.24*	0.14*	–0.04*	0.02*	0.21*	0.20*	—
9. Past-year frequency of pornography use <sup>a</sup>	0–10	4.22	3.02	4.00	0.29*	0.28*	0.12*	–0.04*	<–0.01	0.17*	0.16*	0.69*

Note. *M* = mean; *SD* = standard deviation; *Mdn* = median; a = 0: never, 1: once in the past year, 2: 2–6 times in the past year, 3: 7–11 times in the past year, 4: monthly, 5: 2–3 times a month, 6: weekly, 7: 2–3 times a week, 8: 4–5 times a week, 9: 6–7 times a week, 10: more than 7 times a week; b = Only partnered individuals responded to this question ( $n = 51,754$ ). \* $p < 0.001$ .

The highest CSBD scores were observed in Turkey, followed by China and Peru. All pairwise comparisons between countries had small-to-moderate effect sizes and can be seen in Tables S23–25. Men had the highest scores on the CSBD-19, followed by gender-diverse individuals, and women, with a moderate effect size (Tables S17 and S21). No sexual-orientation-based differences were observed in the levels of CSBD when the eight sexual-orientation-based groups were compared (Tables S18 and S22). The results were similar with the CSBD-19 and the CSBD-7 as well.

### Occurrence of CSBD and comparison of individuals with low vs. high risk of CSBD

A total of 4.84% of the participants scored above the pre-established cut-off score of the CSBD-19 (i.e.,  $\geq 50$  points out of 76; high-risk group) (Bóthe et al., 2020). Detailed information on the country-, gender-, and sexual-orientation-based proportions of participants belonging to the high-risk and low-risk (i.e., scored below the cut-off score) groups can be seen in Table 3.

The high-risk group reported significantly higher levels of all theoretically relevant correlates, including solo (e.g., masturbation) and partnered sexual activities (sexual activities with a casual partner), compared to the low-risk group with small-to-moderate effect sizes (Table 4). A sizable portion, 13.7% of the high-risk group had previously sought treatment for CSBD, with an additional 32.8% not having sought treatment for various reasons (e.g., unaffordability). Only 1.6% of the low-risk group had ever sought treatment for CSBD, with an additional 3.3% not having sought treatment because of various reasons (Table 4). Similar ratios are reported for current treatment-seeking behavior in the two groups as well.

## DISCUSSION

With the inclusion of CSBD in the 11th revision of the ICD-11, there have been calls for the inclusion of underrepresented and underserved populations in this field of research as well as for improved assessment and rigorous methodological designs (Griffin, Way, & Kraus, 2021; Grubbs et al., 2020; Klein et al., 2021; Reed et al., 2022). We believe that the present study is a first step in this direction by providing data on CSBD across 42 countries, including gender and sexually diverse individuals as well. Moreover, we provide psychometrically sound and cross-culturally acceptable measures for assessing CSBD according to the ICD-11 guidelines. We made the CSBD-19 and CSBD-7 freely accessible to provide standardized screening tools for future research and practice, contributing to the unification efforts of CSBD assessment (Grubbs et al., 2020; Reed et al., 2022).

Almost 5% of participants were at high risk of CSBD in the present study, though estimates varied between 1.6% to 16.7% across countries, genders, and sexual orientations. These estimates are similar to, or slightly higher than in some cases, those reported in previous nationally representative samples in the US, Germany, Hungary, and Poland (Briken et al., 2022; Bóthe et al., 2020; Dickenson et al., 2018; Grubbs et al., 2023; Lewczuk et al., 2022). This variability in prevalence estimates highlights the importance of and the need to support the examination of CSBD and other sexual, psychological, or psychiatric issues in diverse populations outside the realm of WEIRD countries, as sexuality and related values might be rooted in one's cultural background and norms, warranting further research (Baxter et al., 2013; Cheon et al., 2020; Klein et al., 2021).

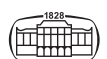


Table 3. Proportion of participants in the low-risk and high-risk compulsive sexual behavior disorder groups

Variables	Low-risk group ( <i>n</i> = 78,065, 95.16%)				High-risk group ( <i>n</i> = 3,971, 4.84%)			
	<i>n</i>	%	Lower 95% CI	Upper 95% CI	<i>n</i>	%	Lower 95% CI	Upper 95% CI
<b>Country of residence</b>								
Algeria	20	83.33	67.26	99.41	4	16.67	0.59	32.74
Australia	581	91.50	89.32	93.67	54	8.50	6.33	10.68
Austria	726	97.32	96.16	98.48	20	2.68	1.52	3.84
Bangladesh	313	86.70	83.18	90.22	48	13.30	9.78	16.82
Belgium	626	97.51	96.30	98.72	16	2.49	1.28	3.70
Bolivia	328	85.42	81.87	88.96	56	14.58	11.04	18.13
Brazil	3,293	92.19	91.31	93.07	279	7.81	6.93	8.69
Canada	2,393	94.21	93.30	95.12	147	5.79	4.88	6.70
Chile	1,108	94.62	93.33	95.91	63	5.38	4.09	6.67
China	2,176	89.62	88.41	90.84	252	10.38	9.16	11.59
Colombia	1,806	94.75	93.75	95.76	100	5.25	4.24	6.25
Croatia	2,306	96.81	96.10	97.52	76	3.19	2.48	3.90
Czech Republic	1,582	96.64	95.77	97.51	55	3.36	2.49	4.23
Ecuador	247	89.49	85.85	93.13	29	10.51	6.87	14.15
France	1,585	93.07	91.86	94.28	118	6.93	5.72	8.14
Germany	3,177	97.51	96.98	98.05	81	2.49	1.95	3.02
Gibraltar	59	92.19	85.43	98.94	5	7.81	1.06	14.57
Hungary	10,806	96.77	96.44	97.10	361	3.23	2.90	3.56
India	166	86.01	81.07	90.95	27	13.99	9.05	18.93
Iraq	90	90.91	85.15	96.67	9	9.09	3.33	14.85
Ireland	1,604	94.41	93.31	95.50	95	5.59	4.50	6.69
Israel	1,291	96.78	95.83	97.73	43	3.22	2.27	4.17
Italy	2,334	97.49	96.87	98.12	60	2.51	1.88	3.13
Japan	521	93.54	91.49	95.59	36	6.46	4.41	8.51
Lithuania	1,924	95.86	94.99	96.74	83	4.14	3.26	5.01
Malaysia	1,087	93.22	91.78	94.67	79	6.78	5.33	8.22
Mexico	2,021	94.75	93.80	95.70	112	5.25	4.30	6.20
New Zealand	2,635	93.24	92.32	94.17	191	6.76	5.83	7.68
North Macedonia	1,199	96.62	95.61	97.62	42	3.38	2.38	4.39
Panama	300	90.36	87.17	93.55	32	9.64	6.45	12.83
Peru	2,459	92.13	91.11	93.15	210	7.87	6.85	8.89
Poland	9,657	97.75	97.46	98.05	222	2.25	1.95	2.54
Portugal	2,222	98.41	97.89	98.92	36	1.59	1.08	2.11
Slovakia	1,067	94.51	93.18	95.84	62	5.49	4.16	6.82
South Africa	1,744	94.53	93.49	95.56	101	5.47	4.44	6.51
South Korea	1,355	92.62	91.28	93.96	108	7.38	6.04	8.72
Spain	2,243	96.72	96.00	97.45	76	3.28	2.55	4.00
Switzerland	1,096	96.06	94.93	97.19	45	3.94	2.81	5.07
Taiwan	2,493	93.48	92.54	94.41	174	6.52	5.59	7.46
Turkey	747	91.43	89.51	93.36	70	8.57	6.64	10.49
United Kingdom	1,341	95.31	94.20	96.42	66	4.69	3.58	5.80
United States of America	2,257	94.32	93.39	95.25	136	5.68	4.75	6.61
<b>Gender</b>								
Man	29,826	91.83	91.53	92.13	2,654	8.17	7.87	8.47
Woman	45,616	97.58	97.44	97.72	1,133	2.42	2.28	2.56
Gender-diverse individual	2,592	93.54	92.62	94.46	179	6.46	5.54	7.38
<b>Sexual orientation</b>								
Heterosexual	53,605	95.75	95.58	95.91	2,382	4.25	4.09	4.42
Gay or lesbian or homosexual	4,241	92.16	91.38	92.93	361	7.84	7.07	8.62
Bisexual	7,201	93.84	93.30	94.37	473	6.16	5.63	6.70
Queer and pansexual	2,763	94.66	93.84	95.47	156	5.34	4.53	6.16
Homo- and heteroflexible identities	6,311	93.91	93.34	94.49	409	6.09	5.51	6.66
Asexual	1,037	98.11	97.29	98.93	20	1.89	1.07	2.71
Questioning	1,839	94.74	93.75	95.74	102	5.26	4.26	6.25
Other	754	94.49	92.90	96.07	44	5.51	3.93	7.10

Note. Sample sizes in subgroups might not add up to the total sample size due to missing data. Data are based on the Compulsive Sexual Behavior Disorder Scale (CSBD-19).



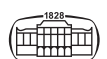
Table 4. Comparison of participants' sexuality-related characteristics in the low-risk and high-risk compulsive sexual behavior disorder groups

Variables	1. Low-risk group ( <i>n</i> = 77,850–78,065; 95.16%)			2. High-risk group ( <i>n</i> = 3,951–3,971; 4.84%)			Mann-Whitney <i>U</i> -tests			Cohen's <i>d</i>
	<i>M</i>	<i>SD</i>	<i>Mdn</i>	<i>M</i>	<i>SD</i>	<i>Mdn</i>	<i>U</i>	<i>Z</i>	<i>p</i>	
Compulsive sexual behavior total score (CSBD-19)	29.34	7.72	28.00	55.96	5.84	54.00	309996115.00	106.56	<0.001	0.80
Control factor of the CSBD-19	4.57	1.73	4.00	9.25	1.60	9.00	298609545.50	102.03	<0.001	0.73
Saliency factor of the CSBD-19	4.98	1.89	5.00	8.85	1.96	9.00	281653812.00	88.72	<0.001	0.64
Relapse factor of the CSBD-19	4.78	1.78	4.00	8.88	1.77	9.00	289031052.00	94.74	<0.001	0.68
Dissatisfaction factor of the CSBD-19	5.60	2.42	5.00	9.05	1.97	9.00	263582678.00	76.16	<0.001	0.54
Negative consequences factor of the CSBD-19	9.42	3.06	8.00	19.93	3.70	20.00	302259661.50	104.70	<0.001	0.76
Total number of sexual partner (in and out of a relationship)	11.82	39.45	4.00	28.25	81.27	7.00	183032746.00	20.28	<0.001	0.14
Past-year sexual frequency (in and out of a relationship) <sup>a</sup>	4.08	2.71	5.00	4.04	2.82	5.00	153634294.00	−0.86	0.388	0.01
Past-year sexual frequency (with the partner) <sup>a,b</sup>	5.31	2.13	6.00	5.21	2.36	6.00	51385675.00	−1.48	0.140	0.01
Number of past-year casual sexual partners	1.00	5.20	0.00	3.54	13.04	0.00	195095307.00	35.65	<0.001	0.20
Past-year casual sexual frequency <sup>a</sup>	0.70	1.53	0.00	1.62	2.24	0.00	192453787.50	34.15	<0.001	0.18
Past-year frequency of masturbation <sup>a</sup>	5.28	2.58	6.00	6.89	2.53	7.00	211175963.50	39.24	<0.001	0.28
Past-year frequency of pornography use <sup>a</sup>	4.12	2.98	4.00	6.35	2.99	7.00	218509874.00	44.01	<0.001	0.31

Variables	1. Low-risk group ( <i>n</i> = 77,937– 77,988; 95.16%)		2. High-risk group ( <i>n</i> = 3,959–3,966; 4.84%)		$\chi^2$ tests		
	<i>n</i>	%	<i>n</i>	%	$\chi$	<i>p</i>	Cramer's <i>V</i>
Having ever sought treatment for compulsive sexual behaviors					13,161.94	<0.001	0.40
Yes.	1,249	1.60%	545	13.74%			
No, because has not had any problems with it.	65,887	84.48%	778	19.62%			
No, because has not felt that it was a serious problem.	7,797	10.00%	1,259	31.74%			
No, because has not known where should seek help.	593	0.76%	312	7.87%			
No, because would have felt uncomfortable or embarrassed.	1,442	1.85%	732	18.46%			
No, because could not afford it.	543	0.70%	255	6.43%			
No, because of other reason.	477	0.61%	85	2.14%			
Being currently under treatment for compulsive sexual behaviors					14265.31	<0.001	0.42
Yes.	335	0.43%	253	6.39%			
No, because does not have any problems with it.	69,190	88.78%	1,112	28.09%			
No, because does not feel that it is a serious problem.	5,711	7.33%	1,136	28.69%			
No, because does not know where should seek help.	447	0.57%	304	7.68%			
No, because would feel uncomfortable or embarrassed.	1,027	1.32%	636	16.06%			
No, because could not afford it.	621	0.80%	367	9.27%			
No, because of other reason.	606	0.78%	151	3.81%			

Note. *M* = mean; *SD* = standard deviation; *Mdn* = median; a = 0: never, 1: once in the past year, 2: 2–6 times in the past year, 3: 7–11 times in the past year, 4: monthly, 5: 2–3 times a month, 6: weekly, 7: 2–3 times a week, 8: 4–5 times a week, 9: 6–7 times a week, 10: more than 7 times a week; b = Only partnered individuals responded to this question (*n* = 51,754). Data are based on the Compulsive Sexual Behavior Disorder Scale (CSBD-19).



From a public health perspective, only 13.7% of the high-risk group sought treatment for CSBD, while more than 30% did not do so due to various reasons (e.g., unaffordability of treatment, stigma). Thus, there is a need to raise awareness of CSBD, including affordable, accessible, evidence-based treatment options for CSBD in a culturally sensitive manner, given its adverse biopsychosocial correlates (e.g., increased risk of experiencing sexually transmitted infections) (Miner & Coleman, 2013; World Health Organization, 2022).

Both the CSBD-19 and CSBD-7 demonstrated excellent psychometric properties, work well with various populations in terms of culture, gender, and sexual orientation, and they distinguish well between individuals being at low risk and high risk of CSBD. Yet, the CSBD-7 is recommended when limited resources are available (e.g., limited space in surveys) and for quick screening purposes in prevention, clinical, and research settings, as its administration takes approximately two minutes. When the aim is to assess different criteria of CSBD or more detailed information is needed about individuals' CSBD (e.g., detailed information on adverse consequences), the CSBD-19 should be used as the multi-dimensional nature of the CSBD-19 was sacrificed for the CSBD-7's brevity. Both scales should be used as a first step (e.g., screening) in the diagnostic process, and a formal clinical examination is needed to diagnose CSBD. In brief, the use of established, psychometrically sound measures with international reference data, such as the CSBD-19 and CSBD-7, provide a basis for further, high-quality studies and greater inclusivity of underrepresented and underserved groups often missing from the literature (Grubbs et al., 2020; Reed et al., 2022).

Despite the strengths of this study (e.g., rigorous methodology, following open-science practices), some general limitations of the ISS as a whole should be considered (e.g., limitations relating to the cross-sectional, self-report study design). These general limitations are discussed on the study's related OSF page ([https://osf.io/n3k2c/?view\\_only=838146f6027c4e6bb68371\\_d9d1\\_4220b5](https://osf.io/n3k2c/?view_only=838146f6027c4e6bb68371_d9d1_4220b5)). Besides these general limitations, some study-specific limitations should be considered. Although the model fit indices for the CSBD-7's language-based CFA models can be considered adequate (see details in the Supplemental Materials) (Chen, Curran, Bollen, Kirby, & Paxton, 2008; Kenny, Kaniskan, & McCoach, 2015), it should be noted that the RMSEA values exceeded the commonly used cut-off values (Browne & Cudeck, 1993; Schermelleh-Engel, Moosbrugger, & Müller, 2003). Further studies are recommended to test the factor structure and other psychometric properties of the CSBD-7 in different languages and cultures as well. Future studies are also warranted to further examine both the CSBD-19 and CSBD-7 in other populations, including nationally representative, longitudinal, and clinical samples. The potential role of the intersectionality of sex, gender, and sexual orientation in relation to CSBD is also an area that warrants further investigation (Böthe et al., 2018; Grubbs et al., 2020; Klein et al., 2021). Future studies are also necessary to clarify the complex roles that religiosity and moral incongruence

may play in the diagnosis of CSBD, as distress entirely related to moral judgments about sexual behaviors is an exclusion criterion in the diagnosis of CSBD (Briken et al., 2022; Grubbs, Perry, Wilt, & Reid, 2019).

## CONCLUSIONS

In conclusion, with a worldwide occurrence rate of almost 5%, CSBD seems to be as prevalent as other, more extensively studied psychiatric disorders (Grubbs et al., 2020). Yet, a wide range of estimates were observed across countries, genders, and sexual orientations. In line with recent expert recommendations and the World Health Organization's policies (Grubbs et al., 2020; Reed et al., 2022), these differences in CSBD estimates provide empirical evidence for the need for more inclusive studies in this field of research. We recommend the use of the freely available ICD-11-based CSBD-19 and CSBD-7 in further research and clinical work as they demonstrated their applicability across 42 countries, including underrepresented and underserved populations as well. A high-quality, internationally standardized assessment of CSBD will facilitate the identification of individuals with CSBD in diverse populations and can eventually stimulate research into scientifically based and culturally sensitive prevention and intervention strategies (Grubbs et al., 2020; Reed et al., 2022).

---

*Funding sources:* BB was supported by a postdoctoral fellowship from the SCoup Team – Sexuality and Couples – Fonds de recherche du Québec, Société et Culture and the by the Banting Postdoctoral Fellowship (Social Sciences and Humanities Research Council, SSHRC). MK and LN were supported by the ÚNKP-22-3 New National Excellence Program of the Ministry for Culture and Innovation from the source of the National Research, Development and Innovation Fund. SWK was supported by the Kindbridge Research Institute. ZD was supported by the Hungarian National Research, Development, and Innovation Office (Grant number: KKP126835, K131635). SB was supported by a Tier 1 Canada Research Chair. LJC was supported by the National Social Science Foundation of China (Grant No. 19BSH117). RC was supported by the Auckland University of Technology, 2021 Faculty Research Development Fund. LF was supported by the Swiss National Science Foundation (SNSF) under a “Doc.CH” Doctoral Fellowship [Grant ID: P000PS\_211887]. The SNSF had no role in the study design, collection, analysis, or interpretation of the data, writing the manuscript, or the decision to submit the paper for publication. HF was supported by the Grant-in-Aid for Transformative Research Areas (A) (Japan Society for The Promotion of Science, JP21H05173), Grant-in-Aid for Scientific Research (B) (Japan Society for The Promotion of Science, 21H02849), and the smoking research foundation. RG was supported by the Charles University institutional support programme Progress No. Q06/LF1. MG was supported by the National Science



Centre of Poland grant nb. 2021/40/Q/HS6/00219. KL was supported by the Sonatina grant awarded by National Science Centre, Poland, grant number: 2020/36/C/HS6/00005. C-YL was supported by the WUN Research Development Fund (RDF) 2021 and the Higher Education Sprout Project, the Ministry of Education at the Headquarters of University Advancement at the National Cheng Kung University (NCKU). CL received support from the WUN Research Development Fund (RDF) 2021. GO was supported by the ANR grant of the Chaire Professeur Junior of Artois University and by the Strategic Dialogue and Management Scholarship (Phase 1 and 2). KP was supported by the Brain Korea 21 (BK21) program of National Research Foundation of Korea. GQG was supported by the SNI #073–2022 (SEN-ACYT, Rep. of Panama). GRQ was supported by the UTA Mayor project #3779-22. KR was supported by a funding from the Hauts-de-France region (France) called “Dialogue Stratégique de Gestion 2 (DSG2)”.

*Author contributions:* Conceptualization: BB, MK, LN, SWK, ZD, and MNP. Data curation: BB, MK, LN, SWK, ZD, MNP, AM, RB-A, DB, SB, JBi, PB, JBu, GC-L, JC, JC-C, LC, GC, OC, RC, DPF, EFF, HF, JF, RG, AG-M, BG, MG, JBG, HTH, MSI, MI, MCJ-M, TJ, OK, VK, AK, C-TL, S-KL, KLe, C-YL, CL, SL-A, KLu, PM-T, IM, DJM, OO, GO, FPP, GRQ, GCQG, JR-D, KR, AR, MDTS, MKS, PS, MS, SS, VLSL, LS, OS, VS, DJS, JS, AŠ, BCÜ, M-PV-M, LJMU’s research team, and SU’s research team. Formal analysis: BB. Funding acquisition: BB, MK, LN, SWK, ZD, SB, HF, RG, MG, KLe, C-YL, CL, KP, KR, and DJS. Investigation: BB, MK, LN, SWK, ZD, MNP, AM, RB-A, DB, SB, JBi, PB, JBu, GC-L, JC, JC-C, LC, GC, OC, RC, DPF, EFF, HF, JF, RG, AG-M, BG, MG, JBG, HTH, MSI, MI, MCJ-M, TJ, OK, VK, AK, C-TL, S-KL, KLe, C-YL, CL, SL-A, KLu, PM-T, IM, DJM, OO, GO, GRQ, GCQG, JR-D, KR, AR, MDTS, MKS, PS, MS, SS, VLSL, LS, OS, VS, DJS, JS, AŠ, BCÜ, M-PV-M, LJMU’s research team, and SU’s research team. Methodology: BB, MK, LN, SWK, ZD, and MNP. Project administration: BB, MK, LN, SWK, ZD, and AM. Resources: BB, MK, LN, SWK, ZD, RB-A, SB, PB, JBu, GC-L, JC, JC-C, JF, RG, AG-M, BG, MG, JBG, HTH, MSI, MI, MCJ-M, OK, VK, S-KL, KLe, C-YL, KLu, PM-T, OO, GCQG, JR-D, AR, VS, BCÜ, M-PV-M, LJMU’s research team, and SU’s research team. Software: BB. Supervision: BB, SWK, ZD, MNP, GC, OC, BG, MG, MSI, MCJ-M, and GCQG. Validation: BB, MK, LN, SWK, ZD, MNP, AM, RB-A, JC-C, GC, OC, HTH, MSI, MI, MCJ-M, C-TL, C-YL, and PS. Visualization: BB and AM. Writing - original draft: BB; Writing - review & editing: BB, MK, LN, SWK, ZD, MNP, AM, RB-A, DB, SB, JBi, PB, JBu, GC-L, JC, JC-C, LC, GC, OC, RC, DPF, EFF, LF, HF, JF, RG, AG-M, BG, MG, JBG, HTH, MSI, MI, MCJ-M, TJ, OK, VK, AK, C-TL, S-KL, KLe, C-YL, CL, SL-A, KLu, PM-T, IM, DJM, OO, GO, FPP, GRQ, GCQG, JR-D, KR, AR, MDTS, MKS, PS, MS, SS, VLSL, LS, OS, VS, DJS, JS, AŠ, BCÜ, M-PV-M, LJMU’s research team, and SU’s research team.

*Conflict of interest:* The authors declare no conflict of interest with the content of this manuscript. SWK discloses

that he has received funding from the International Center for Responsible Gaming, MGM Resorts International, Center for the Application of Substance Abuse Technologies, Taylor Francis, Springer Nature, The Nevada Problem Gambling Project, Sports Betting Alliance, and Kindbridge Research Institute. Dr. Potenza discloses that he has consulted for and advised Game Day Data, Addiction Policy Forum, AXA, Idorsia, Baria-Tek, and Opiant Therapeutics; been involved in a patent application involving Novartis and Yale; received research support from the Mohegan Sun Casino and the Connecticut Council on Problem Gambling; consulted for or advised legal and gambling entities on issues related to impulse control and addictive behaviors; provided clinical care related to impulse-control and addictive behaviors; performed grant reviews; edited journals/journal sections; given academic lectures in grand rounds, CME events and other clinical/scientific venues; and generated books or chapters for publishers of mental health texts. The University of Gibraltar receives funding from the Gibraltar Gambling Care Foundation, an independent, not-for-profit charity. ELTE Eötvös Loránd University receives funding from Szerencsejáték Ltd. (the gambling operator of the Hungarian government) to maintain a telephone helpline service for problematic gambling. RG is the shareholder of Adiquit Ltd. which is currently developing apps for addictions recovery. VS discloses that she received funding from Lithuanian Health Promotion Fund for providing educational materials and lectures on Problematic Internet use. BB, MNP, and JB are associate editors, while ZD is the editor-in-Chief of the Journal of Behavioral Addictions.

*Acknowledgments:* The authors would like to thank Anastasia Lucic and Natasha Zippa for their help with project administration and data collection, and Abu Bakkar Siddique, Anne-Marie Menard, Clara Marincowitz, Club Sexu, Critica, Digital Ethics Center (Skaitmeninis etikos centras), Día a Día, Ed Carty, El Siglo, Jakia Akter, Jayma Jannat Juma, Kamrun Nahar Momo, Kevin Zavaleta, Laraine Murray, L’Avenir de l’Artois, La Estrella de Panamá, La Voix du Nord, Le Parisien, Lithuanian National Radio and Television (Lietuvos nacionalinis radijas ir televizija), Mahfuzul Islam, Marjia Khan Trisha, Md. Rabiul Islam, Md. Shaharar Emon, Miriam Goodridge, Most. Mariam Jamila, Nahida Binte Mostofa, Nargees Akter, Niamh Connolly, Rafael Goyoneche, Raiyaan Tabassum Imita, Raquel Savage, Ricardo Mendoza, Saima Fariha, SOS Orienta and Colegio de Psicólogos del Perú, Stephanie Kewley, Sumaiya Hassan, Susanne Bründl, Tamim Ikram, Telex.hu, Trisha Mallick, Tushar Ahmed Emon, Wéo, and Yasmin Benoit for their help with recruitment and data collection.

## SUPPLEMENTARY MATERIAL

Supplementary data to this article can be found online at <https://doi.org/10.1556/2006.2023.00028>.



## REFERENCES

- Baxter, A. J., Patton, G., Scott, K. M., Degenhardt, L., & Whiteford, H. A. (2013). Global epidemiology of mental disorders: What are we missing? *Plos One*, 8(6), e65514. <https://doi.org/10.1371/JOURNAL.PONE.0065514>.
- Bóthe, B., Bartók, R., Tóth-Király, I., Reid, R. C., Griffiths, M. D., Demetrovics, Z., & Orosz, G. (2018). Hypersexuality, gender, and sexual orientation: A large-scale psychometric survey study. *Archives of Sexual Behavior*, 47(8), 2265–2276. <https://doi.org/10.1007/s10508-018-1201-z>.
- Bóthe, B., Koós, M., & Demetrovics, Z. (2022). Contradicting classification, nomenclature, and diagnostic criteria of compulsive sexual behavior disorder (CSBD) and future directions : Commentary to the debate: “Behavioral addictions in the ICD-11. *Journal of Behavioral Addictions*, 11(2), 204–209. <https://doi.org/10.1556/2006.2022.00030>.
- Bóthe, B., Koós, M., Nagy, L., Kraus, S. W., Potenza, M. N., & Demetrovics, Z. (2021). International Sex Survey: Study protocol of a large, cross-cultural collaborative study in 45 countries. *Journal of Behavioral Addictions*, 10(3), 632–645. <https://doi.org/10.1556/2006.2021.00063>.
- Bóthe, B., Potenza, M. N., Griffiths, M. D., Kraus, S. W., Klein, V., Fuss, J., & Demetrovics, Z. (2020). The development of the Compulsive Sexual Behavior Disorder Scale (CSBD-19): An ICD-11 based screening measure across three languages. *Journal of Behavioral Addictions*, 9(2), 247–258. <https://doi.org/10.1556/2006.2020.00034>.
- Briken, P., Wiessner, C., Štulhofer, A., Klein, V., Fuss, J., Reed, G. M., & Dekker, A. (2022). Who feels affected by “out of control” sexual behavior? Prevalence and correlates of indicators for ICD-11 compulsive sexual behavior disorder in the German health and sexuality survey (GeSiD). *Journal of Behavioral Addictions*, 11(3), 900–911. <https://doi.org/10.1556/2006.2022.00060>.
- Browne, M. W., & Cudeck, R. (1993). Alternative ways of assessing model fit. *Testing Structural Equation Models*, 21(2), 136–162. <https://doi.org/10.1167/iov.04-1279>.
- Chen, F., Curran, P. J., Bollen, K. A., Kirby, J., & Paxton, P. (2008). An empirical evaluation of the use of fixed cutoff points in RMSEA test statistic in structural equation models. *Sociological Methods and Research*, 36(4), 462–494. <https://doi.org/10.1177/0049124108314720>.
- Chen, L., Jiang, X., Wang, Q., Bóthe, B., Potenza, M. N., & Wu, H. (2022). The association between the quantity and severity of pornography use: A meta-analysis. *Journal of Sex Research*, 59(6), 704–719. <https://doi.org/10.1080/00224499.2021.1988500>.
- Cheon, B. K., Melani, I., & Hong, Y. Y. (2020). How USA-centric is psychology? An archival study of implicit assumptions of generalizability of findings to human nature based on origins of study samples. *Social Psychological and Personality Science*, 11(7), 928–937. <https://doi.org/10.1177/1948550620927269>.
- Dickenson, J. A., Gleason, N., Coleman, E., & Miner, M. H. (2018). Prevalence of distress associated with difficulty controlling sexual urges, feelings, and behaviors in the United States. *JAMA Network Open*, 1(7), e184468. <https://doi.org/10.1001/jamanetworkopen.2018.4468>.
- Griffin, K. R., Way, B. M., & Kraus, S. W. (2021). Controversies and clinical recommendations for the treatment of compulsive sexual behavior disorder. *Current Addiction Reports*, 1–10. <https://doi.org/10.1007/s40429-021-00393-5>.
- Grubbs, J. B., Hoagland, C., Lee, B., Grant, J., Davison, P. M., Reid, R., & Kraus, S. W. (2020). Sexual addiction 25 years on: A systematic and methodological review of empirical literature and an agenda for future research. *Clinical Psychology Review*, 1–15. <https://doi.org/10.1016/j.cpr.2020.101925>.
- Grubbs, J. B., Perry, S. L., Wilt, J. A., & Reid, R. C. (2019). Pornography problems due to moral incongruence: An integrative model with a systematic review and meta-analysis. *Archives of Sexual Behavior*, 48(2), 397–415. <https://doi.org/10.1007/s10508-018-1248-x>.
- Grubbs, J. B., Reid, R. C., Bóthe, B., Demetrovics, Z., Coleman, E., Gleason, N., ... Kraus, S. W. (2023). Assessing compulsive sexual behavior disorder: The development and international validation of the compulsive sexual behavior disorder-diagnostic inventory (CSBD-DI). *Journal of Behavioral Addictions*, 12(1), 242–260. <https://doi.org/10.1556/2006.2023.00005>.
- Islam, M. S., Tasnim, R., Sujan, M. S. H., Bóthe, B., Ferdous, M. Z., Sikder, M. T., ... Potenza, M. N. (2022). Validation and evaluation of the psychometric properties of the Bangla version of the Brief Pornography Screen in men and women. *International Journal of Mental Health and Addiction*, 1–15. <https://doi.org/10.1007/S11469-022-00903-0>.
- Jennings, T. L., Gleason, N., & Kraus, S. W. (2022). Assessment of compulsive sexual behavior disorder among lesbian, gay, bisexual, transgender, and queer clients : Commentary to the debate: “Behavioral addictions in the ICD-11. *Journal of Behavioral Addictions*, 11(2), 216–221. <https://doi.org/10.1556/2006.2022.00028>.
- Jeong, S., & Lee, Y. (2019). Consequences of not conducting measurement invariance tests in cross-cultural studies: A review of current research practices and recommendations. *Advances in Developing Human Resources*, 21(4), 466–483. <https://doi.org/10.1177/1523422319870726>.
- Kenny, D. A., Kaniskan, B., & McCoach, D. B. (2015). The performance of RMSEA in models with small degrees of freedom. *Sociological Methods and Research*, 44(3), 486–507. <https://doi.org/10.1177/0049124114543236>.
- Khayer, E., Rad, M., Bóthe, B., & Farnam, F. (2023). Psychometric properties of the Persian version of the Compulsive Sexual Behavior Disorder Scale (CSBD-19). *Sexual Health & Compulsivity*, 1–15.
- Kingston, D. A., Olver, M. E., Levaque, E., Sawatsky, M. L., Seto, M. C., & Lalumière, M. L. (2020). Establishing Canadian metrics for self-report measures used to assess hypersexuality. *Canadian Journal of Human Sexuality*, 29(1), 65–78. <https://doi.org/10.3138/cjhs.2019-0055>.
- Klein, V., Savaş, Ö., & Conley, T. D. (2021). How WEIRD and androcentric is sex research? Global inequities in study populations. *Journal of Sex Research*, 59(7), 810–817. <https://doi.org/10.1080/00224499.2021.1918050>.
- Költő, A., Cosma, A., Young, H., Moreau, N., Pavlova, D., Tesler, R., ... Gabhainn, S. N. (2019). Romantic attraction and substance use in 15-year-old adolescents from eight European countries. *International Journal of Environmental Research and Public*



- Health*, 16(17), 1–21 2019, Vol. 16, Page 3063. <https://doi.org/10.3390/IJERPH16173063>.
- Koós, M., Bóthe, B., Orosz, G., Potenza, M. N., Reid, R. C., & Demetrovics, Z. (2021). The negative consequences of hypersexuality: Revisiting the factor structure of the Hypersexual Behavior Consequences Scale and its correlates in a large, non-clinical sample. *Addictive Behaviors Reports*, 13, 100321. <https://doi.org/10.1016/j.abrep.2020.100321>.
- Kowalewska, E., Gola, M., Kraus, S. W., & Lew-starowicz, M. (2020). Spotlight on compulsive sexual behavior disorder: A systematic review of research on women. *Neuropsychiatric Disease and Treatment*, 16, 2025–2043. <https://doi.org/10.2147/NDT.S221540>.
- Kraus, S. W., Krueger, R. B., Briken, P., First, M. B., Stein, D. J., Kaplan, M. S., ... Reed, G. M. (2018). Compulsive sexual behaviour disorder in the ICD-11. *World Psychiatry*, 17(1), 109–110. <https://doi.org/10.1002/wps.20499>.
- Lewczuk, K., Glica, A., Nowakowska, I., Gola, M., & Grubbs, J. B. (2020). Evaluating pornography problems due to moral incongruence model. *of Sexual Medicine*, 17(2), 300–311. <https://doi.org/10.1016/j.jsxm.2019.11.259>.
- Lewczuk, K., Nowakowska, I., Lewandowska, K., Potenza, M. N., & Gola, M. (2021). Frequency of use, moral incongruence and religiosity and their relationships with self-perceived addiction to pornography, internet use, social networking and online gaming. *Addiction*, 116(4), 889–899. <https://doi.org/10.1111/ADD.15272>.
- Lewczuk, K., Wizła, M., Glica, A., Potenza, M. N., Lew-Starowicz, M., & Kraus, S. W. (2022). Withdrawal and tolerance as related to compulsive sexual behavior disorder and problematic pornography use – preregistered study based on a nationally representative sample in Poland. *Journal of Behavioral Addictions*, 1–15. <https://doi.org/10.1556/2006.2022.00076>.
- Marsh, H. W., Hau, K.-T., & Grayson, D. (2005). Goodness of fit evaluation in structural equation modeling. In A. Maydeu-Olivares, & J. McArdle (Eds), *Contemporary psychometrics* (pp. 275–340). Erlbaum.
- McNeish, D. (2018). Thanks coefficient alpha, we'll take it from here. *Psychological Methods*, 23(3), 412–433. <https://doi.org/10.1037/met0000144>.
- Mestre-Bach, G., Blycker, G. R., Actis, C. C., Brand, M., & Potenza, M. N. (2021). Religion, morality, ethics, and problematic pornography use. *Current Addiction Reports*, 8(4), 568–577. <https://doi.org/10.1007/S40429-021-00388-2/METRICS>.
- Millsap, P. (2011). *Statistical approaches to measurement invariance*. Taylor & Francis.
- Miner, M. H., & Coleman, E. (2013). Compulsive sexual behavior and its relationship to risky sexual behavior. *Sexual Addiction and Compulsivity*, 20(1–2), 127–138. <https://doi.org/10.1080/10720162.2013.768133>.
- Muthén, L. K., & Muthén, B. O. (2022). *MPlus user's guide* (8th ed.).
- Park, K., & Chang, H. (2021). A validation study of the Korean version of the compulsive sexual behavior disorder scale (K-CSBD-19). *Korean Journal of Health Psychology*, 26(5), 859–879. <https://doi.org/10.17315/KJHP.2021.26.5.002>.
- Persson, T. J., & Pfaus, J. G. (2015). Bisexuality and mental health: Future research directions. *Journal of Bisexuality*, 15(1), 82–98. <https://doi.org/10.1080/15299716.2014.994694>.
- Perzanowski, E. S., Ferraiolo, T., & Keuroghlian, A. S. (2020). Overview and terminology. In M. Forcier, G. Van Schalkwyk, & J. Turban (Eds.), *Pediatric gender identity* (pp. 1–13). Springer International Publishing. [https://doi.org/10.1007/978-3-030-38909-3\\_1](https://doi.org/10.1007/978-3-030-38909-3_1).
- Qualtrics (2022). *Qualtrics research suite*.
- Reed, G. M., First, M. B., Billieux, J., Cloutre, M., Briken, P., Achab, S., ... Bryant, R. A. (2022). Emerging experience with selected new categories in the ICD-11: Complex PTSD, prolonged grief disorder, gaming disorder, and compulsive sexual behaviour disorder. *World Psychiatry*, 21(2), 189–213. <https://doi.org/10.1002/WPS.20960>.
- Schermelleh-Engel, K., Moosbrugger, H., & Müller, H. (2003). Evaluating the fit of structural equation models: Tests of significance and descriptive goodness-of-fit measures. *Methods of Psychological Research*, 8(2), 23–74.
- Steel, Z., Marnane, C., Iranpour, C., Chey, T., Jackson, J. W., Patel, V., & Silove, D. (2014). The global prevalence of common mental disorders: A systematic review and meta-analysis 1980–2013. *International Journal of Epidemiology*, 43(2), 476–493. <https://doi.org/10.1093/ije/dyu038>.
- Vaillancourt-Morel, M. P., & Bergeron, S. (2019). Self-perceived problematic pornography use: Beyond individual differences and religiosity. *Archives of Sexual Behavior*, 48(2), 437–441. <https://doi.org/10.1007/s10508-018-1292-6>.
- World Health Organization (2022). *International statistical classification of diseases and related health problems* (11<sup>th</sup> ed.). <https://icd.who.int/>.

