

Lawrence Berkeley National Laboratory

Recent Work

Title

FURTHER EVIDENCE ON NEW RESONANCES IN THE KN SYSTEM

Permalink

<https://escholarship.org/uc/item/1tp210z6>

Author

Alston-Garnjost, M.

Publication Date

1977-02-01

Submitted to Physical Review Letters

LBL-6129
Preprint c. |

FURTHER EVIDENCE ON NEW RESONANCES IN THE $\bar{K}N$ SYSTEM


M. Alston-Garnjost, R. W. Kenney, D. L. Pollard, R. R. Ross,
R. D. Tripp, H. Nicholson, and M. Ferro-Luzzi

February 1977

Prepared for the U. S. Energy Research and
Development Administration under Contract W-7405-ENG-48

For Reference

Not to be taken from this room



LBL-6129
c. |

DISCLAIMER

This document was prepared as an account of work sponsored by the United States Government. While this document is believed to contain correct information, neither the United States Government nor any agency thereof, nor the Regents of the University of California, nor any of their employees, makes any warranty, express or implied, or assumes any legal responsibility for the accuracy, completeness, or usefulness of any information, apparatus, product, or process disclosed, or represents that its use would not infringe privately owned rights. Reference herein to any specific commercial product, process, or service by its trade name, trademark, manufacturer, or otherwise, does not necessarily constitute or imply its endorsement, recommendation, or favoring by the United States Government or any agency thereof, or the Regents of the University of California. The views and opinions of authors expressed herein do not necessarily state or reflect those of the United States Government or any agency thereof or the Regents of the University of California.

FURTHER EVIDENCE ON NEW RESONANCES IN THE $\bar{K}N$ SYSTEM*

M. Alston-Garnjost, R. W. Kenney, D. L. Pollard,
R. R. Ross and R. D. Tripp

Lawrence Berkeley Laboratory
University of California
Berkeley, CA 94720

H. Nicholson

Mt. Holyoke College
South Hadley, MA 01075

and

M. Ferro-Luzzi

CERN
1211 Geneva 23
Switzerland

February 1977

ABSTRACT

Utilizing the K^-p charge-exchange results from the previous letter, we report an energy-dependent partial wave analysis of all available $\bar{K}N$ data from 365 to 1320 MeV/c. The effects observed at $\Lambda\eta$ and $\Sigma^0\eta$ thresholds are well described by cusps. New values of masses and widths are found for the P_{01} and P_{11} resonances. No new narrow resonances are required.

A concentrated effort towards the understanding of the low energy $\bar{K}N$ system took place some ten years ago both in the experimental and phenomenological domain. Most of what we presently believe about the $\bar{K}N$ system and related resonances dates back to this time. Since then there has been a largely static period of re-evaluation of the data without any major experimental effort.

Recently new experimental results of much better precision have become available, leading to the hope that the quantum numbers of the less prominent features of the $\bar{K}N$ interaction can soon be established. These are:

1) high statistics bubble chamber experiments at the lower¹ and upper² momentum ends of our region of interest which serve to fix the amplitudes at both ends, 2) remeasurement of the K^-p and K^-d total cross sections with higher accuracy, suggesting six additional narrow structures,³ 3) new electronic measurements of the K^-p differential cross sections,⁴ 4) the precision measurement of the total charge exchange cross section reported in the previous letter,⁵ and 5) preliminary results on K^-p polarization.⁶ The RL-IC group has reported⁷ an energy-dependent partial wave analysis utilizing the first two of the above new results. In this letter we make fits to the complete data bank, including these additional experiments, and introduce some new features into the parametrization of the amplitudes.

The basic partial wave analysis program is an outgrowth of that used by CHS⁸ into which we have incorporated a number of sophistications deemed necessary for the elastic amplitudes in this energy region. First, single-channel unitarity is imposed in the conventional way by multiplying the background S matrix element by the resonant S matrix element ($S = S_B S_R$ leading to a scattering amplitude $T = T_B + S_B T_R$). Resonant amplitudes are parametrized as Breit-Wigner resonances with barrier factors (of the Glashow-Rosenfeld type) appropriate to the angular momentum state. For S-wave resonances, cusps are introduced at $\Lambda\eta$ and $\Sigma^0\eta$ thresholds to reflect the observed enhancements in these channels.^{9,10} This is done by adding a partial width for these processes to the total width in the amplitude denominator: $\Gamma_T = \Gamma + \gamma_p p$. Here p is the momentum of the η in the cm (imaginary below threshold) and Γ , the width without the η channel, is a free parameter of the fit as are γ_Λ and γ_Σ .

Finally, the background amplitude in each partial wave has been made explicitly unitary by parametrizing it in terms of a variable scattering length, viz.

$T_B = \beta A / (1 - i\beta A)$. Here β is a centrifugal barrier factor corresponding to the partial wave and $A = a + ib^2$ is the momentum-dependent complex scattering length. We square b so that the imaginary part (representing absorption) always remains positive. For S and P waves three complex coefficients of the expansion in momentum¹¹ are generally found necessary, while for D and F waves one is adequate. The latter backgrounds are thus parametrized by constant scattering lengths, whereas S and P wave backgrounds assume a more flexible behavior while retaining the unitary feature.

Table I shows the various types of data used, their sources, and their contributions to χ^2 . The fit, extending from 365 to 1320 MeV/c, is anchored at the low momentum end by high statistics data in the region of $\Lambda(1520)$. For economy in computing, the number of momenta fitted was limited to 100; as a consequence, we have merged some experiments with data points at nearby momenta. The K^-p total cross sections were interpolated to momenta where other types of data existed. Where disagreements occurred between the BNL total cross section measurements and those of previous experiments,^{15,16} we have chosen to use the BNL results.¹⁷ Because of these disagreements and because of uncertainties associated with deuterium corrections, the isospin-decomposed cross sections were assigned 5% uncertainty, whereas other data were introduced with their quoted statistical errors. 1496 data points were fitted, using a total of 90 parameters.

Results for the resonant amplitudes are listed in Table II. Figure 1 shows the Argand diagrams for the S and P wave amplitudes. Here we combine in each diagram the $I = 0$ and 1 amplitudes to facilitate visualizing their effect on the charge-exchange cross section since the charge-exchange amplitude is the difference, $T_{\bar{K}n}^0 = (T_1 - T_0)/2$. The integrated cross section, being proportional

to the sum of the squares of each such amplitude, contains no interference between partial waves.

Effects of the cusps can be understood from Fig. 1. The S-wave charge-exchange amplitude, in response to the narrow S_{01} resonance just above $\Lambda\eta$ threshold, is seen to diminish rapidly as it approaches the threshold from below. Then as the $I = 0$ amplitude makes the requisite 90° left-hand turn at the cusp, $^{(19)} T_1 - T_0$ remains nearly constant immediately above threshold. This leads to a discontinuous slope in the rapidly falling $\bar{K}^0 n$ cross section as observed in Fig. 2 of the previous letter.⁵ Similar arguments can account for the dip seen at $\Sigma\eta$ threshold, where a broader resonance in the $I = 1$ amplitude occurs somewhat above this threshold. A fit with the cusps suppressed fails to follow these structures and increases the χ^2 contribution of our $\bar{K}^0 n$ data in a ± 50 MeV/c interval surrounding the cusps by more than a factor of two. An expanded view of the fits with and without cusps is exhibited in Fig. 2. Both of these S-wave resonances have been clearly seen as η threshold enhancements, and are related through SU(3) to the well-known $N\eta$ resonance. We find additionally that the S_{01} amplitude has (as does the analogous $\pi N S_{11}$ amplitude) a broader resonance at higher energy, overlapping the narrow resonance near η threshold. A second S_{11} resonance has also been suggested by the recent RL-IC analysis with a mass of 1955 MeV; this is above our region of investigation and is not required by us.

Since the discovery of $N(1470)$ with $J^P = \frac{1}{2}^+$, the existence of related hyperon resonance members of an SU(3) multiplet has been an open question. The P_{01} amplitude grows rapidly in the vicinity of $\Lambda(1520)$ and there have been several suggestions that it resonates shortly thereafter,^{7,20} while the P_{11} amplitude also gives indications of resonating at somewhat higher energy.^{7,20,21} We find that a very broad P_{01} (1600) and a narrow P_{11} (1677) make substantial improvements in our fit.²² Both of these have been seen in the RL-IC work,⁷ albeit with different masses and widths. The P_{11} resonance lies in the intricate region from 700 to 800 MeV/c where three other amplitudes are known to resonate. Our mass of 1677 agrees well with the RL-IC mass (1676 MeV) as determined by

their $\Sigma\pi$ analysis, but not by their $\bar{K}N$ analysis (1738 MeV). However our width of 33 MeV is very much narrower than their width of 120 MeV.

Apart from $P_{03}(1910)$ at the upper end of our range, the $J^P = 3/2^+$ amplitudes show no indication of resonant structure within our region of study. The conventional resonances in higher angular momentum states (D,F and G) are either found to have parameters consistent with the currently accepted values²³ or, when outside of our energy region, have been fixed at these values.

Nearly all the momentum-dependent structures evident in the various polynomial coefficients are well reproduced by our fit, although the χ^2 per data point of 1.33 is high. This we believe to be mainly a reflection of systematic errors in the data and inconsistencies between experiments and, to a lesser extent, due to imperfections in the parametrization of the amplitudes. Our Argand amplitudes do resemble those of the RL-IC analysis, despite a very different parametrization of background amplitudes and a substantially different body of fitted data. This shows that the phenomenological representation on Argand diagrams of the major features of the $\bar{K}N$ amplitudes in this energy region is basically correct and probably uniquely determined by the present data.

The isospin decomposition of the recent BNL total cross section measurements³ has indicated evidence for four new resonances in the $I = 1$ channel and two in $I = 0$, all lying between 500 and 900 MeV/c. They appear as narrow structures, quite weakly coupled to the $\bar{K}N$ channel. In the data which we fit, apart from these bumps appearing in the isospin decomposed cross sections, there is no other visible indication for these resonances. To test the consistency of such resonances with other data we have selected the most prominent of the $I = 1$ structures, those at 546 and 602 MeV/c. Using all data in the ± 50 MeV/c interval surrounding each one, we performed with our program a systematic exploration of possible spin-parity assignments for these resonances through D_5 . Although structure in the $I = 1$ cross section was, of course, better fitted by

the introduction of a resonance at the quoted mass, width and elasticity, there was no improvement in χ^2 from any of the other data. For S and P wave assignments where the resonance may interfere with large non-resonant backgrounds of the same spin-parity, our precise charge-exchange cross sections were in fact more poorly fit. We thus conclude that if these resonances do exist, they are most likely in the higher states (for example D_{13} as suggested by Litchfield²⁴) and can be confirmed only by a precision study of angular distributions or by investigation of other channels to which these resonances must be more strongly coupled.

We are grateful to D. Lazarus and M. Zeller for making their preliminary K^-p polarization data available for this analysis and thank R. Kelly for helpful discussion.

FOOTNOTES AND REFERENCES

*Work supported by the U. S. Energy Research and Development Administration under the auspices of the Division of Physical Research.

1. T. S. Mast et al., Phys. Rev. D14, 13 (1976).
2. B. Conforto et al., Nucl. Phys. B105, 189 (1976).
3. A. S. Carroll et al., Phys. Rev. Lett. 37, 806 (1976).
4. C. J. Adams et al., Nucl. Phys. B96, 54 (1975).
5. M. Alston-Garnjost et al., Phys. Rev. Lett. (preceeding letter).
6. D. M. Lazarus and M. E. Zeller (private communication).
7. G. P. Gopal et al., RL 75 - 182.
8. R. Armenteros et al., Nucl. Phys. B14, 91 (1969); B8, 233 (1968); B21, 15 (1970) and B. Conforto et al. *ibid* B34, 41 (1971).
9. D. Berley et al., Phys. Rev. Lett. 15, 641 (1965).
10. M. Jones, Nucl. Phys. B73, 141 (1974).
11. We write $a = \sum_n a_n P_n(x)$ and $b = \sum_n b_n P_n(x)$ where $P_n(x)$ are Legendre polynomials and the argument x is proportional to the momentum spanning the fitted interval, $-1 \leq x \leq +1$.
12. M. Jones et al., Nucl. Phys. B90, 349 (1975).
13. P. K. Caldwell et al., Phys. Rev. D2, 1 (1970).
14. R. L. Cool et al., Phys. Rev. D1, 1887 (1970).
15. D. V. Bugg et al., Phys. Rev. 168, 1466 (1968).
16. T. Bowen et al., Phys. Rev. D2, 2599 (1970).
17. The BNL data are of higher statistical precision than either Refs. 15 or 16 and tend to fall between these earlier results. However, serious disagreements often exceeding 5 mb still exist between the new experiment and its predecessors.

18. S. Andersson-Almehed et al., Nucl. Phys. B21, 515 (1970) and M. G. Albrow et al., Nucl. Phys. B29, 413 (1971).
19. See, for example, R. H. Dalitz, "Strong Interaction Physics and Strange Particles" (Oxford University Press, New York, 1962).
20. J. K. Kim, Phys. Rev. Lett. 27, 356 (1971).
21. E. L. Hart, Proceedings Purdue Conf. (1973).
22. An alternative view of an even broader P_{01} at 1700 MeV as a ninth member of the $J^P = \frac{1}{2}^+$ baryon octet has recently been suggested by M. D. Slaughter and S. Oneda, Phys. Rev. D14, 799 (1976).
23. There is one exception; $D_{13}(1670)$ in our analysis appears at a mass of 1700 MeV with a broader width of 131 MeV.
24. P. J. Litchfield, Phys. Lett. 51B 509 (1974).

Table I. Data used in the fit.

Type of Data and Reference	Momentum (MeV/c)	Data Points	χ^2
1) $d\sigma/d\Omega(K^-p, \bar{K}^0n)$			
LBL ⁽¹⁾	365 - 425	70	176
CHS, CH ⁽⁸⁾	436 - 1200	} 685	} 767
Birm-RL ⁽⁴⁾	610 - 943		
Ch-LBL ⁽¹²⁾	862 - 1011		
RL-IC ⁽²⁾	960 - 1320		
$d\sigma/d\Omega(180^\circ)$ ^(1,2,8,13)	365 - 1320	51	124
2) $\sigma_T, \sigma_0, \sigma_1$			
LBL ⁽¹⁾	365 - 425	7	45
BNL ⁽³⁾	436 - 1066	108	115
BNL ⁽¹⁴⁾ } RL ⁽¹⁵⁾ }	1080 - 1320	21	35
3) K^-p Polarization			
Yale-BNL ⁽⁶⁾	650 - 1087	132	246
CERN-Ho11 ⁽¹⁸⁾	862 - 1174	374	376
4) $\sigma(\bar{K}^0n)$			
This expt. ⁽⁵⁾	515 - 1065	48	111
TOTAL		1496	1995

Table II. Resonance Parameters

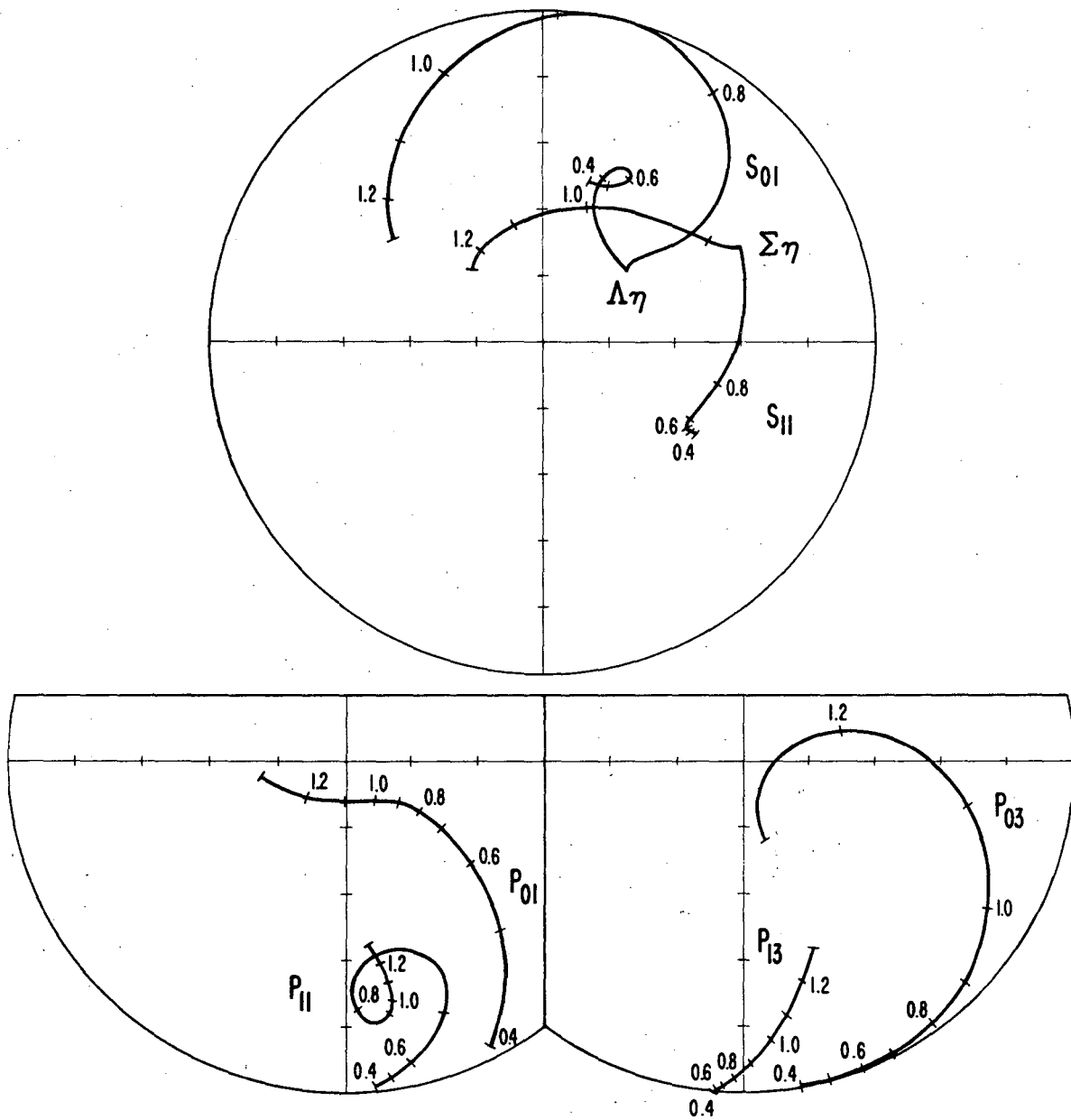
State ^(a)	M (MeV)	Γ (MeV)	Elasticity ^(b)
S ₀₁ ****	1670±3	34±5	0.16±0.03
S ₀₁ **	1720±20	175±40	0.31±0.05
S ₁₁ ***	1781±10	145±20	0.33±0.05
P ₀₁ *	1600±20	388±50	0.21±0.03
P ₁₁ **	1678±10	33±10	0.14±0.03
P ₀₃ ***	1909±20	116±20	0.31±0.05
P ₁₃ ****	[1385]	23	0.16
D ₀₃ ****	1519±0.5	15.5±0.9	0.45±0.03
D ₀₃ ****	1690±5	51±10	0.21±0.03
D ₁₃ ****	1700±20	130±40	0.13±0.04
D ₁₅ ****	1781±5	120±10	0.36±0.03
F ₀₅ ****	1821±2	78±5	0.60±0.03
F ₁₅ ****	1934±20	132±20	0.13±0.05
F ₁₇ ****	[2030]	[180]	[0.20]
G ₀₇ ****	[2100]	[250]	[0.30]

(a) Star attributions are those of the 1976 PDG Tables, T. G. Trippe et al., Rev. Mod. Phys. 48, S1 (1976).

(b) When significant absorptive backgrounds are present, the elasticity listed is $\eta_B \Gamma_e / \Gamma$, corresponding to the diameter of the resonant circle.

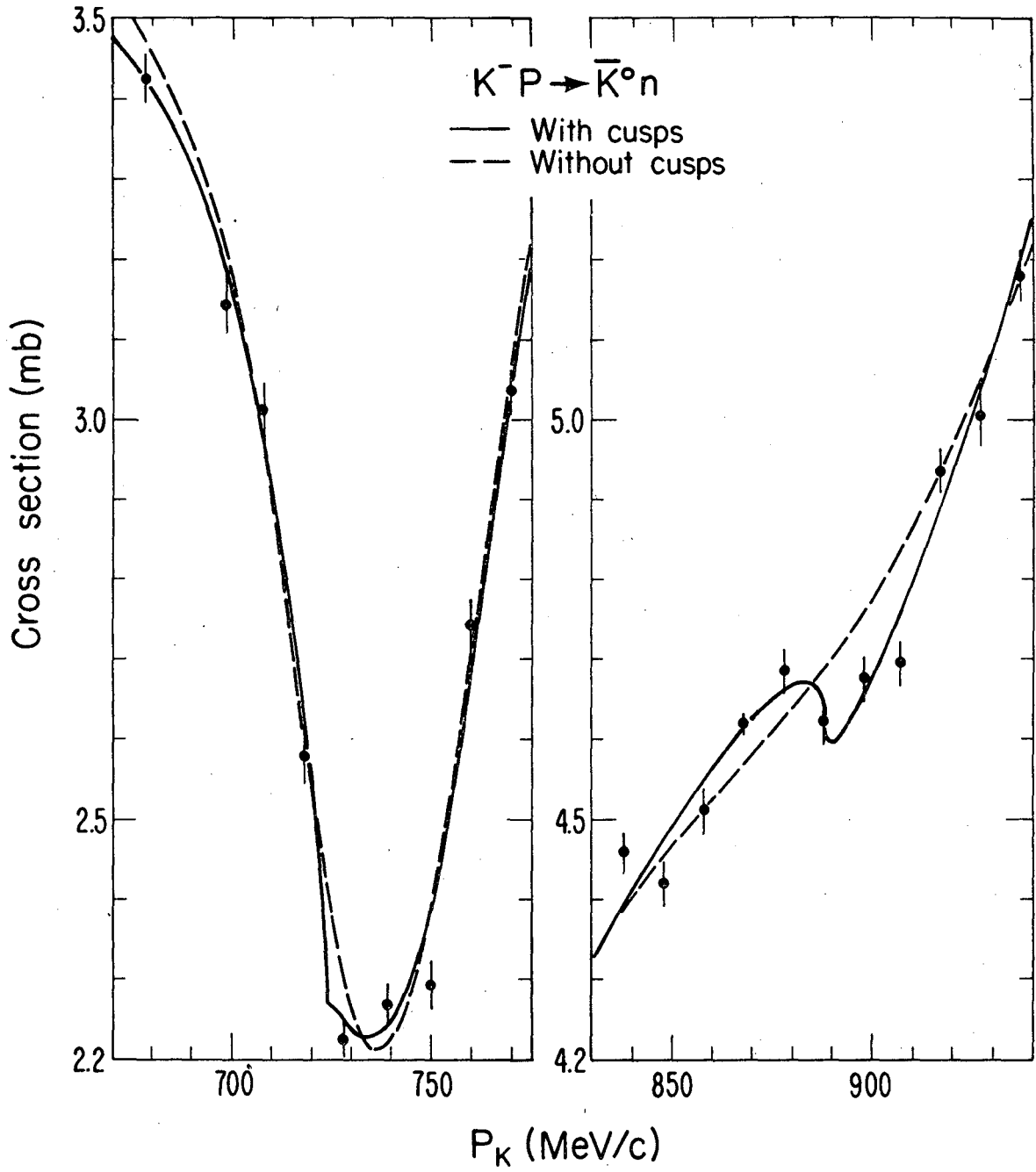
FIGURE CAPTIONS

- Fig. 1. Argand diagrams of the S and P wave amplitudes. Numbers are K^- lab momenta in GeV/c with intervals of 0.1 GeV/c indicated by bars. The S wave cusps at $\Lambda\eta$ and $\Sigma^0\eta$ thresholds manifest themselves on the Argand diagrams as singularities in speed accompanied by discontinuities in direction.
- Fig. 2. Expanded view of our charge exchange data in the vicinity of $\Lambda\eta$ and $\Sigma^0\eta$ thresholds showing the best overall fit obtained with and without cusps. The χ^2 coming from these data in ± 50 MeV/c intervals surrounding the thresholds is 44 with cusps and 100 without cusps; the total χ^2 without cusps increases by 101.



XBL 773-484

Fig. 1



XBL-773-483

Fig. 2

This report was done with support from the United States Energy Research and Development Administration. Any conclusions or opinions expressed in this report represent solely those of the author(s) and not necessarily those of The Regents of the University of California, the Lawrence Berkeley Laboratory or the United States Energy Research and Development Administration.

TECHNICAL INFORMATION DIVISION
LAWRENCE BERKELEY LABORATORY
UNIVERSITY OF CALIFORNIA
BERKELEY, CALIFORNIA 94720