

# UC San Diego

## UC San Diego Previously Published Works

### Title

Indirect effects of sea otters on rockfish (*Sebastes* spp.) in giant kelp forests

### Permalink

<https://escholarship.org/uc/item/1v6846sz>

### Journal

Ecology, 96(11)

### ISSN

0012-9658

### Authors

Markel, Russell W  
Shurin, Jonathan B

### Publication Date

2015-11-01

### DOI

10.1890/14-0492.1

Peer reviewed

# Indirect effects of sea otters on rockfish (*Sebastes* spp.) in giant kelp forests

RUSSELL W. MARKEL<sup>1,2</sup> AND JONATHAN B. SHURIN<sup>1,3</sup>

<sup>1</sup>Department of Zoology, University of British Columbia, Vancouver, British Columbia V6T 1Z4 Canada

<sup>2</sup>Bamfield Marine Sciences Centre, Bamfield, British Columbia V0R 1B0 Canada

**Abstract.** Sea otters are a classic example of a predator controlling ecosystem productivity through cascading effects on basal, habitat-forming kelp species. However, their indirect effects on other kelp-associated taxa like fishes are poorly understood. We examined the effects of sea otter (*Enhydra lutris*) reintroduction along the west coast of Vancouver Island, Canada on giant kelp (*Macrocystis pyrifera*) distributions and the trophic niches and growth of two common kelp forest fishes, black (*Sebastes melanops*) and copper (*S. caurinus*) rockfishes. We sampled 47 kelp forests, and found that red sea urchins (*Strongylocentrotus franciscanus*) were eliminated in the presence of otters, and that kelp forests were 3.7 times deeper and 18.8 times larger. Despite order-of-magnitude differences in kelp forest size, adult black and copper rockfishes contained less kelp-derived carbon in their tissues (as measured by stable isotopes of C and N) in regions with otters. Adults of both species had higher mean trophic positions in the presence of otters, indicating more frequent consumption of higher trophic level prey such as fishes. Smaller trophic niche space of rockfishes in the presence of otters indicated a higher degree of trophic specialization. Juvenile black rockfishes rapidly shifted to higher kelp-carbon contents, trophic positions, and body condition factors after settling in kelp forests. The relationships of growth to length, percentage of kelp carbon, and trophic position varied between the two regions, indicating that potential effects of kelp forest size on trophic ontogeny may also affect individual performance. Our results provide evidence that the indirect effects of otters on rockfishes arise largely through the creation of habitat for fishes and other prey rather than a direct trophic connection through invertebrates or other consumers of kelp productivity.

**Key words:** *Enhydra lutris*; kelp forest size; *Macrocystis pyrifera* (=integrifolia); rockfish; sea otter; sea urchin; *Sebastes* spp.; *Strongylocentrotus franciscanus*; trophic niche space.

## INTRODUCTION

The loss of apex consumers can have widespread indirect effects on ecosystems (Duffy 2003, Estes et al. 2011). Since Hairston et al. (1960) proposed that regulation of herbivores by predators maintains plant populations and primary productivity, trophic cascades have become a central theme in ecology (Shurin et al. 2002, Terborgh and Estes 2010). The collateral effects of trophic cascades on biodiversity and ecosystem properties remain poorly understood and difficult to predict (Pringle et al. 2007, Anthony et al. 2008, Beschta and Ripple 2009). The “otter–urchin–kelp” trophic cascade is a classic example of an apex predator with strong indirect effects on habitat-forming primary producers (Estes and Palmisano 1974, Simenstad et al. 1978, Duggins et al. 1989, Estes et al. 1998, Reisewitz et al. 2006, Anthony et al. 2008, Hughes et al. 2013). Although factors such as wave disturbance and nutrient

availability certainly affect kelp productivity (Dayton 1985, Reed et al. 2011), otters exert strong top-down control over kelps via urchins at high latitudes (Watson and Estes 2011).

Kelp forests provide both nutrition and habitat structure to associated consumers and epifauna. Kelp-derived primary productivity and detritus supports consumer populations and microbial productivity (Duggins et al. 1989, Bustamante et al. 1995, Clasen and Shurin 2015), and kelps provide three-dimensional structural habitat that mediates predator–prey interactions and current velocity (Gaylord et al. 2007, Johnson 2007). For example, filter-feeding mussels and barnacles in the Aleutian Islands are enriched in kelp-derived carbon and grow 2–3 times faster at islands with otters present than in their absence (Duggins et al. 1989). The diets and foraging behaviors of Glaucous-winged Gulls (*Larus glaucescens*) and Bald Eagles (*Haliaeetus leucocephalus*) also vary between food webs with and without sea otters (Irons et al. 1986, Anthony et al. 2008). Otters therefore alter the nearshore environment by providing both production that supports consumers and shelter from predators, waves, and currents.

Manuscript received 12 March 2014; revised 24 April 2015; accepted 13 May 2015. Corresponding Editor: J. R. Rooker.

<sup>3</sup> Corresponding author. Present address: Ecology, Behavior and Evolution, University of California–San Diego, La Jolla, California 92093 USA. E-mail: jshurin@ucsd.edu

Many fishes are sustained by kelp productivity and habitat structure to different degrees at various life stages (Holbrook et al. 1990). Primary consumers of living and decaying kelp provide a critical prey base for rocky reef and kelp forest fishes (Stephens et al. 2006, Davenport and Anderson 2007). Sea otters may therefore have indirect effects on reef fishes by increasing the productivity of kelp forest habitats and the quantity and quality of the prey resources they provide. Alternatively, kelps may provide habitat for forage fishes and planktonic invertebrates that do not consume kelps directly or indirectly, but are prey for larger predatory fishes. Although fish abundance is higher in the presence of abundant kelp populations (Reisewitz et al. 2006), the mechanisms by which kelp forests support fish communities are poorly understood.

This paper addresses several questions concerning the effects of sea otter recovery on the trophic ecology of two species of rockfish. First, we examined kelp forest sizes and depth distributions in regions with and without sea otters along the west coast of Vancouver Island to establish that the availability of kelp forest habitat varied with otter presence. Second, we asked how the diets and growth of kelp-associated reef fishes vary between regions with vs. without sea otters. We used stable isotopes of C and N to estimate (1) trophic position (the number of trophic links separating a species from the base of production [Post 2002]), (2) the proportion of carbon in the tissues derived from kelp vs. phytoplankton productivity (Duggins et al. 1989, Miller et al. 2011), and (3) the trophic niche width of the population, or variation among individuals in C and N isotopic signatures (Bearhop et al. 2004). If kelps influence fish populations primarily by supporting invertebrate prey, then we expect to see a greater contribution of kelp-derived carbon in fish tissues in areas with sea otters and larger kelp forests. Alternatively, if kelps primarily provide habitat for pelagic forage fishes that are consumed by rockfishes, then we may see differences in growth or trophic position reflective of greater piscivory, but not a more benthic carbon isotopic signature.

Kelp forest size may also affect individual specialization among rockfishes or the range of prey items consumed. As prey availability increases, consumers can become more selective in order to maximize their energy intake (Krebs et al. 1977, Thompson and Colgan 1990), reducing trophic niche space or individual variability in diet (Bolnick et al. 2003, Tinker et al. 2008). We therefore predicted that the trophic niche space of kelp-associated reef fishes should decrease in the presence of sea otters and large kelp forests. Alternatively, if large kelp forests support more diverse assemblages of potential prey, then opportunities for greater niche width in the presence of otters may lead to more individual dietary variation. We measure population trophic niche space as the range of variation in  $\delta^{15}\text{N}$  and  $\delta^{13}\text{C}$  signatures among individual fish.

Finally, we evaluated the demographic consequences of altered food web structure in the presence of otters by examining individual growth histories through otolith and body condition analyses (e.g., Vander Zanden et al. 1999, Post 2003). We tested for associations between growth rates of black rockfish, their kelp-carbon content, trophic position, and body condition. If higher kelp productivity leads to greater secondary productivity and enhanced prey availability for rockfishes, then we expect individual condition and growth rates to increase in the presence of otters. We evaluated all of these predictions by examining kelp forest habitat, fish isotopic signatures, otolith growth records, and body condition for black and copper rockfishes in contrasting regions on the west coast of Vancouver Island, Canada, with and without sea otters.

## METHODS

### *Study system*

This research was conducted on the west coast of Vancouver Island, British Columbia, Canada (Fig. 1), a complex coastline that spans ~470 km between 48°18' N, 123°32' W and 50° 48' N, 128°29' W, characterized by reef and island-studded sounds, inlets, and deep fjords. Historical records (Busch and Gough 1997) and modern estimates of habitat carrying capacity (Gregar et al. 2008), indicate that as many as 55 000 sea otters may have been harvested from British Columbia during the maritime fur trade. The last record of a sea otter being killed in British Columbia is from 1929 (Cowan and Guiguet 1960), after which otters were extirpated until 89 Alaskan animals were introduced between 1969 and 1972 (Bigg and Macaskie 1978). This population grew at ~15%/yr and by 2008 had increased to an estimated 4110 animals (Nichol et al. 2009). As in Alaska (Estes and Duggins 1995), range expansion of sea otters was followed by rapid transformation to kelp-dominated rocky reef ecosystems (Morris et al. 1981, Breen et al. 1982). Where sea otters remain absent, abundant sea urchin populations maintain extensive "barrens" devoid of fleshy macroalgae (Watson and Estes 2011).

Our research focuses on the habitat and productivity formed by the giant kelp *Macrocystis pyrifera* (Phaeophyceae, Laminariales). Perennial sporophytes consist of multiple stipes that originate from a common holdfast and extend vertically to form extensive surface canopies (Graham et al. 2007). In comparison to southern California, giant kelp forests on the west coast of Vancouver Island are found in semi-wave-protected outer coast habitats, and are generally shallower, have higher densities, and experience higher mortality rates resulting from more seasonally variable environments (Druehl 1978, Druehl and Wheeler 1986). The bull kelp *Nereocystis luetkeana* also seasonally forms extensive forests in this region, generally in areas of higher wave exposure and less stable substrata (Springer et al. 2007). Understory kelps include *Pterygophora californica*, *Eisenia aborea*, and *Laminaria setchellii*.

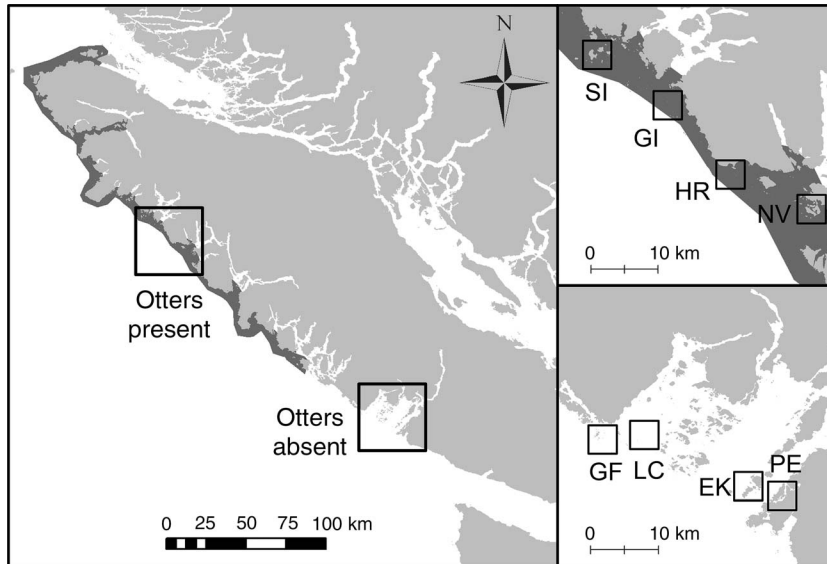


FIG. 1. Otter-present and otter-absent regions along the west coast of Vancouver Island. Green shading indicates current distribution of sea otter population (Nichol et al. 2009). Boxes indicate sites nested within each region.

We studied two of the most abundant species of kelp-associated nearshore Pacific rockfishes found in British Columbia: black rockfish (*Sebastes melanops*) and copper rockfish (*S. caurinus*). Black rockfish range from southern California to the western Aleutian Islands, and are most common to depths <55 m (Love et al. 2002). After a pelagic duration of ~80 days (Markel 2011), juveniles settle into shallow vegetated habitats: macroalgae on rocky reefs and seagrasses in shallow embayments (Love et al. 1991). Both juveniles and adults form aggregations in the water column above rocky reefs and frequent the perimeter of kelp forests. Copper rockfish range from central California to the northern Gulf of Alaska, and are most commonly found to depths of 90 m (Love et al. 2002). After an average pelagic duration of 55 days (Markel 2011), pelagic juveniles settle into shallow macroalgal habitats on rocky reefs (Love et al. 1991).

#### Study design

We took advantage of the natural experiment created by sea otter reintroduction and range expansion along the west coast of Vancouver Island to investigate the indirect effects of sea otters on rockfish trophic dynamics via changes to giant kelp forest habitat size. We delineated “otter-present” (Kyuquot Sound to Nuchatlitz Inlet) and “otter-absent” (Barkley Sound) regions separated by ~145 km (Fig. 1). We randomly selected four outer coast sites in each region with typical giant kelp forests. Sites were separated by ~2–15 km and each covered ~2 km of coastline. Within each site we established six sampling locations by selecting the largest giant kelp forests present that were separated from adjacent forests by at least 250 m. All fieldwork was conducted between May and August 2006.

Our study represents a regional comparison, an approach that has been used to reveal ecological impacts of large and wide-ranging species and systems where experimental manipulations are impractical (Hargrove and Pickering 1992, Menge 2000, Terborgh and Estes 2010). This approach is powerful for revealing ecological interactions over broad spatial scales in the presence of natural environmental variation; however, it is subject to potentially unknown confounding sources of variation (Hurlbert 1984). A number of considerations give us confidence that the contrasts we observe are related to the presence or absence of sea otters. First, the spatial extent of rocky habitat is similar or greater in the otter-absent region, and unlikely to constrain kelp forest depth or size. Second, exposure to ocean swell is equivalent or slightly lower in the otter-absent region, and also unlikely to drive differences in kelp forest depth of size. Third, we randomly selected six locations at each of four sites in each of the two regions; therefore our spatial replication within each region was extensive. Finally, a 23-year study by Watson and Estes (2011) in the same regions documented the persistent transition from urchin-dominated to kelp-dominated rocky reef habitats following sea otter range expansion. Although other environmental gradients may contribute to the differences between our regions, several independent lines of evidence suggest that the presence of sea otters transforms shallow rocky reef ecosystems by increasing the extent of kelp forest habitat.

#### Urchin density and kelp forest size

At each location we measured red sea urchin (*Strongylocentrotus franciscanus*) densities, and giant kelp forest depth (m) and surface area (ha). Urchin densities were determined by counting all urchins within 50 × 50 cm

quadrats placed at 10 random points along the seaward edge of each giant kelp forest. We measured the depths to which kelp extend into the subtidal (hereafter “perimeter depth”) using a digital depth sounder while maneuvering a small boat around the perimeter of the surface canopy of each forest. Depths were recorded approximately every three meters and converted to values below Canadian chart datum (mean lowest low tide). We measured giant kelp forest surface areas using a hand-held GPS unit with an area calculator function, or in the case of very small forests where GPS-based estimates became unreliable, a 100-m tape. We tested for effects of sea otters on urchin density, giant kelp forest depth, and surface area using REML-based linear mixed effects models (lme in R package nlme), using Otters (presence/absence) as a fixed effect nested within Site, and Site as a random effect.

#### *Adult and juvenile rockfish kelp-carbon content and trophic position*

We collected ~25 adult black and copper rockfishes at the periphery of giant kelp forests throughout each region by hook-and-line angling. All fish were weighed (in kilograms) and measured (total length, in centimeters), and dorsal muscle tissue samples were collected for stable isotope analysis. We collected juvenile black and copper rockfish from SMURFs (Ammann 2004) deployed at the seaward edge of each kelp forest location using a BINCKE net (Anderson and Carr 1998) every four weeks between May and August. Because black rockfish recruitment and collections were exceptionally high in 2006 (Markel 2011), we subsampled individuals for isotopic analysis. We ensured replication across all body sizes by pooling collections within region and randomly selecting ~30 individuals from within each of the following size classes: <40, 40–50, 50–60, 60–70, 70–80, >80 mm. We inspected the stomach contents of selected individuals in the laboratory for evidence (present/absent) of piscivory (i.e., scales, vertebrae, fresh or decaying fish).

We used naturally occurring carbon and nitrogen stable isotope ratios to compare population mean and variance of kelp-derived carbon contents and trophic positions of adult and juvenile rockfishes from our two regions. Carbon stable isotope ratios ( $^{13}\text{C}/^{12}\text{C}$ ) vary between macro-algae and phytoplankton, but change little during trophic transfers, and therefore can be used to determine ultimate sources of dietary carbon (Peterson and Fry 1987). In contrast, nitrogen stable isotope ratios ( $^{15}\text{N}/^{14}\text{N}$ ) exhibit predictable rates of enrichment with trophic transfers, and therefore can be used to estimate consumer trophic positions (Post 2002).

Stable isotope ratios are reported in the standard delta ( $\delta$ ) notation, where  $\delta^{13}\text{C}$  or  $\delta^{15}\text{N} = ([R_{\text{sample}}/R_{\text{standard}}] - 1) \times 1000$ , and  $R = ^{13}\text{C}/^{12}\text{C}$  or  $^{15}\text{N}/^{14}\text{N}$  (Peterson and Fry 1987). We used the following simple two-source mixing model (Eq. 1) to estimate the relative contributions of phytoplankton- vs. kelp-derived carbon

(McConnaughey and McRoy 1979, Bustamante and Branch 1996)

$$\%C_{k-d} = \frac{(\delta^{13}\text{C}_{\text{con}} - \delta^{13}\text{C}_{\text{phy}} - I)}{(\delta^{13}\text{C}_{\text{kelp}} - \delta^{13}\text{C}_{\text{phy}})} \times 100 \quad (1)$$

where  $C_{k-d}$  is kelp-derived C,  $C_k$  is C in kelp,  $C_{\text{con}}$  is consumer C,  $C_{\text{phy}}$  is C of phytoplankton, and  $I$  is the average post-photosynthetic fractionation of  $\delta^{13}\text{C}$  per trophic level. Based on the review of Post (2002), we used  $I = 0.5$  and mean giant kelp  $\delta^{13}\text{C}$  and  $\delta^{15}\text{N}$  values for each region. We tested for potential differences in the isotopic values of fresh and decaying giant kelp tissues by collecting two tissue types at each location: “fresh” (blades dark in color, firm and not decaying) and “decaying” (tattered, pale, and senescent in appearance; collected from the distal ends of blades).

In contrast to kelp tissue, samples of naturally occurring phytoplankton are difficult to isolate because seawater samples contain mixtures of microorganisms and suspended particulate detritus in addition to phytoplankton. Particulate organic matter (POM) samples collected offshore (i.e., with low probability of containing particulate marine benthic or terrestrial detritus) are typically used to represent phytoplankton isotopic signatures (Kaehler et al. 2000, Fredriksen 2003, Hill et al. 2006). The utility of this approach may be limited if phytoplankton species compositions differ between nearshore and offshore waters (Page et al. 2008). To represent phytoplankton isotopic signatures in mixing models to estimate kelp carbon content and trophic position, we used isotopic data provided by Ramshaw (2012) from 0.7 to 20  $\mu\text{m}$  and 20–63  $\mu\text{m}$  filtered POM samples along two transects in each of three regions along the west coast of Vancouver Island, including Barkley Sound (otters absent), Clayoquot Sound (otters present for <5 years), and Kyuquot Sound (otters present for >15 years). Each transect began in kelp forests and extended up to 30 km offshore. Sampling occurred during both summer and winter, and during oceanographic conditions corresponding to both “blooming” and “non-blooming” phytoplankton communities. Pooled samples collected  $\geq 4$  km from kelp forests were classified as offshore samples and used to represent baseline values of phytoplankton  $\delta^{13}\text{C}$  and  $\delta^{15}\text{N}$ . We also compare the POM isotopic ratios reported in Ramshaw (2012) with those reported in Perry et al. (1999) for the slope waters off Vancouver Island.

We tested for effects of kelp State (fresh vs. decaying kelp), POM Location (in-kelp vs. out-kelp POM) and Region (otters present/absent) on the  $\delta^{13}\text{C}$  and  $\delta^{15}\text{N}$  values of giant kelp and POM, respectively, using State, Location, Otters, and their interaction as fixed effects nested within Site as a random effect.

We estimated the trophic positions of adult and juvenile rockfishes using the model (Eq. 2) developed by Post (2002)

$$TL = 1 + (\delta^{15}N_{sc} - [\delta^{15}N_{base1} \times \alpha + \delta^{15}N_{base2} \times (1 - \alpha)]) / \Delta_n \quad (2)$$

where TL is the trophic position of the consumer,  $\delta^{15}N_{con}$  is the  $\delta^{15}N$  value of the consumer (i.e., rockfish),  $\delta^{15}N_{base1}$  is the average  $\delta^{15}N$  of POM (i.e., as a proxy for phytoplankton signatures),  $\delta^{15}N_{base2}$  is the average  $\delta^{15}N$  value of giant kelp (i.e., as proxy for kelp signatures), and  $\Delta_n$  is the enrichment value of  $\delta^{15}N$  per trophic level. We used  $\Delta_n = 3.4\text{‰}$  based on Post (2002). The parameter  $\alpha$  is the proportion of nitrogen in the consumer derived from the primary producers at the base of each food web (Post 2002). This value is estimated based on carbon isotopes as

$$\alpha = \frac{(\delta^{13}C_{con} - \delta^{13}C_{base2})}{(\delta^{13}C_{base1} - \delta^{13}C_{base2})}. \quad (3)$$

Finally, to assess the trophic pathways by which kelp production reaches rockfishes, we opportunistically collected common kelp-associated crustaceans (decapod crabs, amphipods, isopods, and shrimp) as well as a common gastropod (*Tegula pulligo*) and California mussels (*Mytilus californianus*). All tissue samples collected for isotope analyses were rinsed with deionized water and dried at 50°C for 48 hours before being ground into a fine powder using a digital Touchpad Amalgamator (Henry Schien Incorporated, Melville, New York, USA). We conducted an experiment to test for the effects of lipid extraction on juvenile and adult rockfish muscle tissue  $\delta^{13}C$  and  $\delta^{15}N$  (Ingram et al. 2007). We found no effect of lipid extraction on isotope ratios; therefore we report values from non-extracted samples. All stable isotope analyses were performed at the University of California-Davis Stable Isotope Facility using an elemental analyzer and a continuous-flow isotope ratio mass spectrometer (IRMS).

#### *Analysis of effects of kelp-carbon and trophic position*

We performed all statistical and graphical analyses using R (R Core Development Team 2011). We tested for an effect of Region (otters present or absent) on kelp-carbon content and trophic position of adult rockfishes using Welch's two-sample *t* test. We used *F* tests to test for homogeneity of variances and quantile-quantile plots to check for normal distribution of residual errors and transformed when appropriate to meet the assumptions of ANOVA. We tested for regional differences in ontogenetic relationships (i.e., slope) between rockfish body size (total length), kelp-carbon content, trophic position, and condition factor (juvenile only) using analysis of covariance (ANCOVA).

We refer to variation among individuals in  $\delta^{13}C$ - $\delta^{15}N$  as "niche space" (Bearhop et al. 2004) and used convex hulls (i.e., the minimum adequate polygon) to quantify the trophic niche space occupied by all individuals for

comparison among regions and species (Cornwell et al. 2006). Niche space serves as proxy for the total range of trophic diversity among individuals in a population (Layman et al. 2007). We compared adult rockfish trophic niche space using augmented convex hull plots (Vidmar and Pohar 2005) with marginal density distributions (chplot and chadd in R package chplot). We tested for regional differences in convex hull volume (convhulln in R package geometry) by jackknifing trophic position by kelp-carbon matrices and comparing the resulting distributions using Welch's two-sample *t* tests.

#### *Analysis of effects of kelp-carbon content and trophic position on juvenile rockfish growth*

We analyzed otolith microstructure to estimate daily growth rates of individual juvenile black rockfishes and to examine relationships between kelp-carbon content, trophic position, body condition, and growth. Deposition of otolith daily increments by juvenile rockfishes has been validated previously for numerous early post-settlement rockfishes (Yoklavich and Boehlert 1987, Laidig et al. 1991, Woodbury and Ralston 1991, Kokita and Omori 1999, Plaza et al. 2001). Methodological details of otolith microstructure analyses are provided in Appendix A. We defined individual growth rates as the mean width of daily growth increments (micrometers per day) between parturition and collection. We used Fulton's condition factor, *K* (Blackwell et al. 2000) to represent individual body condition as:

$$K = (W/L^3) \times 100\,000 \quad (4)$$

where *W* is fish mass (in grams) and *L* is fish length (in millimeters). We used linear models (lm in R package stats) and ANCOVA to test for the fixed effects of length, percentage of kelp-carbon, trophic position, and their interactions on juvenile black rockfish growth rates factor. Second-order terms for each independent variable were included to test for nonlinear patterns of association.

## RESULTS

### *Urchin density and kelp forest depth and surface area*

Red sea urchins (*Strongylocentrotus franciscanus*) were abundant at the periphery of giant kelp forests in the absence of sea otters, ( $16.2 \pm 1.72$  urchins/m<sup>2</sup> [mean  $\pm$  SE],  $n = 22$ ), but absent in the presence of otters (Fig. 2A). Perimeters of kelp forests were on average 3.7 times deeper in the otter-present region ( $5.58 \pm 0.35$  m,  $n = 21$ ) than in the region without otters ( $1.51 \pm 0.15$  m,  $n = 22$ ,  $F_{1,6} = 17.77$ ,  $P = 0.0056$ , Fig. 2B). Giant kelp forest surface areas on average were 18.8 times larger in the presence of otters ( $11\,290.72 \pm 1701.46$  m<sup>2</sup>) than in their absence ( $599.44 \pm 100.23$  m,  $F_{1,6} = 101.61$ ,  $P < 0.0001$ , Fig. 2C).

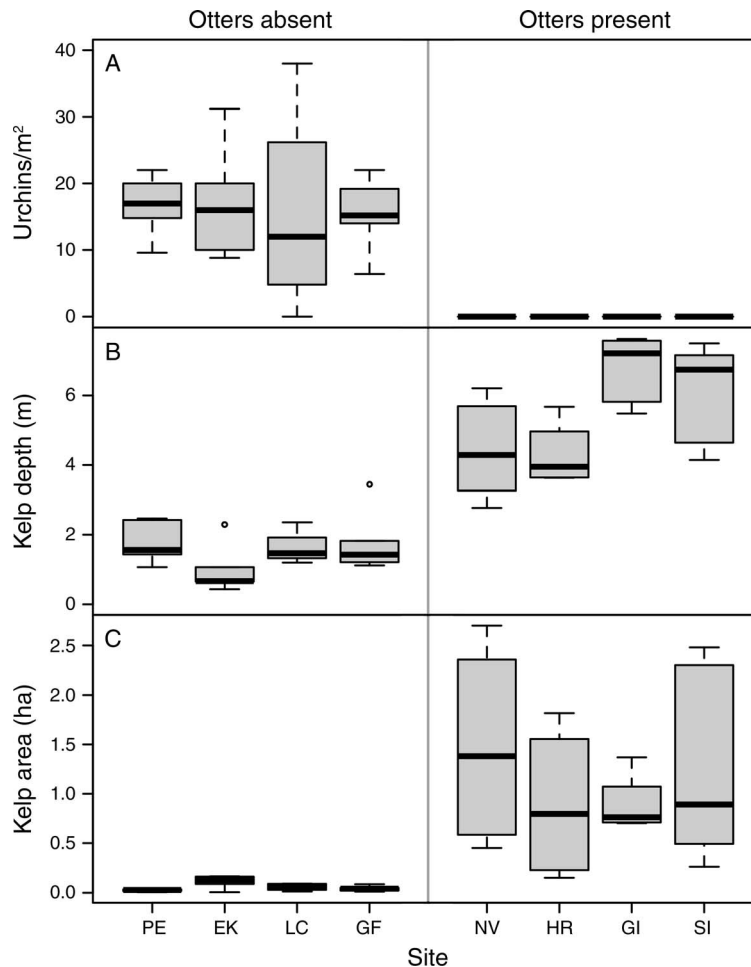


FIG. 2. Box plots comparing (A) urchin densities, (B) giant kelp forest perimeter depth, and (C) giant kelp forest surface area, between sites within regions with and without sea otters. Giant kelp forests were 3.7 times deeper ( $F_{1,6} = 17.77$ ,  $P = 0.0056$ ) and 18.8 times larger ( $F_{1,6} = 101.61$ ,  $P < 0.0001$ ) in the otter-present region. The error bars indicate the range of the data, points are outliers, the center line is the median, and the box extends from the first to the third quartile. See Fig. 1 for site (e.g., PE) locations.

#### *Producer isotopic baselines and consumer kelp-carbon content and trophic positions*

Giant kelp showed distinct  $\delta^{13}\text{C}$  values from offshore POM in both the otter-present and otter-absent region (Fig. 3), enabling us to use these as endpoints in two-source mixing models to estimate kelp-derived carbon contents and trophic positions of benthic invertebrates and fishes. There was no effect of Region (with vs. without otters,  $F_{1,6} = 0.567$ ,  $P = 0.48$ ) or State (fresh vs. decaying,  $F_{1,6} = 0.02$ ,  $P = 0.892$ ) on *Macrocystis*  $\delta^{13}\text{C}$  values; we therefore pooled data from both types and regions in the mixing models:  $\delta^{13}\text{C}$  ( $-14.61 \pm 0.2$ ,  $n = 89$ ) and  $\delta^{15}\text{N}$  ( $6.39 \pm 0.2$ ,  $n = 89$ ). The isotopic values of offshore POM samples collected by Ramshaw (2012) used to represent phytoplankton end-members were  $\delta^{13}\text{C}$  ( $-22.12 \pm 0.3$ ,  $n = 60$ ) and  $\delta^{15}\text{N}$  ( $6.41 \pm 0.2$ ,  $n = 60$ ) (Fig. 3). The carbon isotopic values are also comparable to those reported by Perry et al. (1999) of  $-22.2$  to  $-23.6$

for POM from the Pacific slope waters of British Columbia.

Mass ratios of C/N of adults of both rockfish species were consistently low (ranges of 2.7–3.6 and 2.7–3.5 for black and copper rockfish, respectively), while C/N was higher for juvenile black rockfishes (3.4–3.9; Appendix D). These ratios are indicative of low lipid contents for adult fish. While the lipid content of juveniles was likely higher, the variation among individuals was small (a range of only 0.5). Post et al. (2007) suggest extracting or correcting isotopic values for lipid content when C/N ratio is  $>3.5$  for aquatic animals or when the variation among animals is high. Based on the low C/N of adult fish and the low variation among juveniles, we did not apply a correction to our isotopic values for lipid content.

Kelp carbon contents of benthic invertebrates were high ( $\sim 60$ – $100\%$ ), while those of juvenile Pacific herring and early post-settlement black rockfish were low ( $\sim 35$ – $45\%$ ), and similar between regions (Fig. 3). Kelp-carbon

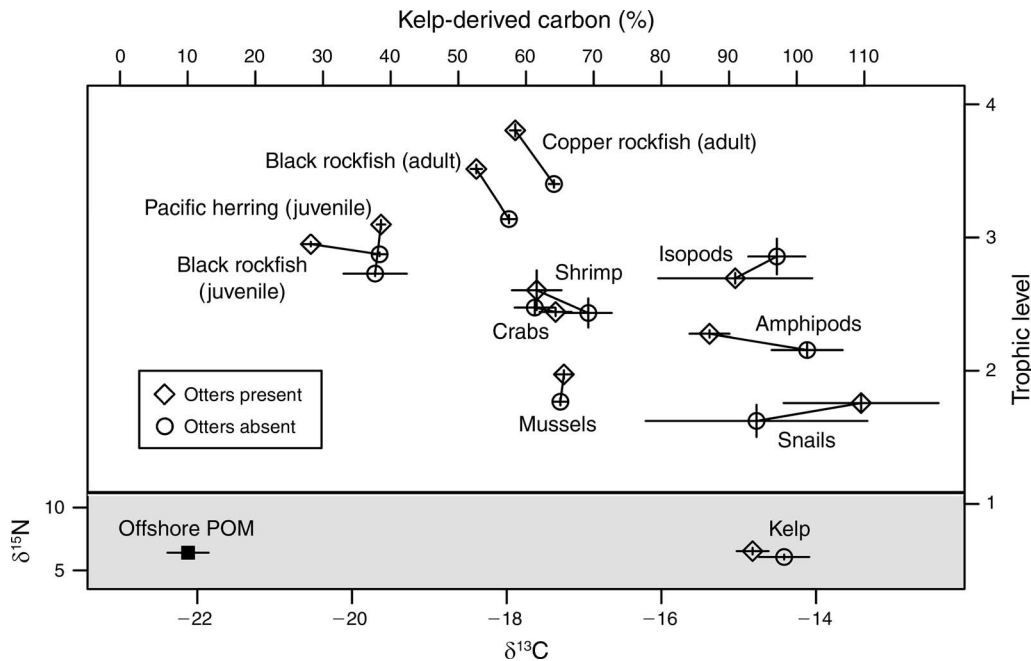


FIG. 3. Comparison of  $\delta^{13}\text{C}$  and  $\delta^{15}\text{N}$  values (mean  $\pm$  SE) of primary producers (shaded lower plot) and % kelp-derived carbon and trophic levels (mean  $\pm$  SE) of benthic invertebrates and fishes (upper plot) between regions with and without sea otters. Offshore POM refers to the POM values used to calculate % kelp-derived carbon and trophic position.

contents of both adult black rockfish (otter absent, [mean  $\pm$  SE]  $57.48\% \pm 0.90\%$ ,  $n = 25$ ; otters present,  $52.66\% \pm 0.85\%$ ,  $n = 24$ ;  $t = 3.82$ ,  $P = 0.0004$ ) and copper rockfish (otter absent,  $64.13\% \pm 0.78\%$ ,  $n = 23$ ; otters present  $58.41\% \pm 0.80\%$ ,  $n = 26$ ;  $t = 5.08$ ,  $P < 0.0001$ ) were higher in the regions without otters. In contrast, trophic positions of both adult black rockfish (otter absent,  $3.14 \pm 0.03$ ,  $n = 25$ ; otters present  $3.51 \pm 0.03$ ,  $n = 24$ ;  $t = 8.47$ ,  $P < 0.0001$ ) and adult copper rockfish (otter absent,  $3.40 \pm 0.03$ ,  $n = 23$ ; otters present  $3.80 \pm 0.05$ ,  $n = 26$ ;  $t = 7.44$ ,  $P < 0.0001$ ) were higher in the presence of sea otters and large kelp forests (Figs. 3 and 4).

#### Adult rockfish niche space and niche shifts

The trophic niche space of adult black rockfish was greater ( $t = 2.65$ ,  $P = 0.01$ ) in the otter-absent region (otters present,  $6.37 \pm 0.07$  [mean  $\pm$  SE],  $n = 24$  and otters absent  $6.73 \pm 0.10$ ,  $n = 24$ , Fig. 4A). Similarly, adult copper rockfish occupied less trophic niche space ( $t = 42.67$ ,  $P < 0.0001$ ) in the otter-present region ( $5.56 \pm 0.05$ ,  $n = 26$ ) than in the otter-absent region ( $11.03 \pm 0.14$ ,  $n = 24$ ) (Fig. 4B). Trophic position of copper rockfish differed more between regions than kelp carbon content (Fig. 4B).

We found ontogenetic increases in trophic position of adult black rockfishes (Length,  $F_{1,44} = 4.02$ ,  $P = 0.051$ ) and adult copper rockfishes (Length,  $F_{1,46} = 26.0$ ,  $P < 0.0001$ ) (Fig. 5). Both black rockfishes (Region,  $F_{1,44} = 32.06$ ,  $P < 0.0001$ ) and copper rockfishes (Region,  $F_{1,46} = 28.14$ ,  $P < 0.0001$ ) had higher trophic positions in the

otter-present region (Fig. 5). Ontogenetic increases in trophic position of copper rockfish were steeper in the absence of otters than in their presence (Region  $\times$  Length,  $F_{1,46} = 12.49$ ,  $P < 0.0009$ ). The relationship between body length and trophic position for black rockfish was equivalent between the two regions (Region  $\times$  Length,  $F_{1,44} = 0.35$ ,  $P = 0.56$ ).

#### Juvenile rockfish ontogenetic niche shifts

A model including region (with vs. without otters) and first- and second-order terms for body size best predicted juvenile black rockfish percentage of kelp carbon and body condition (Fig. 6; Appendix B: Table B1). Trophic position was a linear function of fish size and was higher in the otter-present region. Trophic position (Fig. 6A), percentage of kelp-derived carbon content (Fig. 6B), and body condition (Fig. 6C) all increased with fish size. Kelp carbon content and body condition were both higher in the region without otters (Appendix B: Table B1). The allometric relations varied between regions for condition and percentage of kelp-derived carbon (the region  $\times$  size interactions were significant; Appendix B: Table B1), but not for trophic position. After settling in giant kelp forests in early June, juvenile black rockfish in both regions moved rapidly from low trophic position diets dominated by phytoplankton-derived carbon to high trophic position diets dominated by kelp-derived carbon.

The relationship between juvenile black rockfish body size and kelp-carbon content was nonlinear, with the largest individuals in the otter-absent region demon-



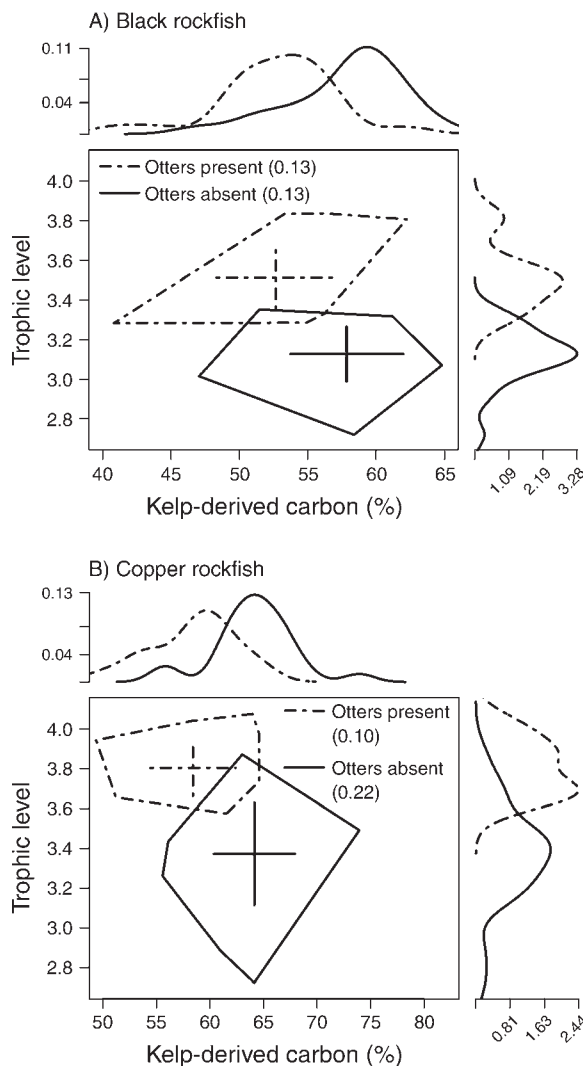


FIG. 4. Comparison of trophic niche space (convex hull area) of (A) adult black rockfish and (B) adult copper rockfish between regions with and without sea otters. Error bars represent means  $\pm$  SD and marginal distribution plots shown on the right and upper axes are density plots.

strating a decrease in kelp-carbon that corresponded to onset of consumption of juvenile Pacific herring (*Clupea pallasii*, Fig. 6B). Consumption of juvenile herring was rarely detected in the otter-present region, but occurred frequently in the otter-absent region by individuals larger than  $\sim 65$  cm, which also had higher body condition factor values (Fig. 6C).

#### Juvenile rockfish growth

Juvenile black rockfish individual growth rates increased with body size (total length), kelp-derived carbon content, and trophic position (Fig. 7; Appendix B: Table B2). We fit second-order polynomial models and found that growth rates depended strongly on body size and increased more steeply in the otter-absent

region. Growth rates increased linearly with both kelp carbon content and trophic position, and the increase in growth with both kelp carbon and trophic position was steeper in the absence of otters than in their presence (Appendix B: Table B2).

#### DISCUSSION

Our study indicates that the transformation of rocky reef ecosystems that accompanies recovery of sea otter populations has important indirect effects on nearshore rockfish populations. Repatriation of sea otters enables giant kelp beds to expand and dramatically increase their depth range and aerial extent by regulating sea urchin populations (in agreement with results from the Aleutians and Vancouver Island [Estes and Duggins 1995, Watson and Estes 2011]). Because total primary productivity of giant kelp forests varies directly with kelp forest size (e.g., area of seafloor occupied [Druehl and Wheeler 1986]), the benthic primary productivity available to support higher trophic levels following sea otter reintroduction is  $\sim 20$  times higher. The adults of two kelp-associated rockfishes occupy higher mean trophic positions in the presence of otters, suggesting that larger giant kelp forests support more consumers at higher trophic positions. Surprisingly, neither rockfish species showed more kelp-derived carbon in their tissues in the presence of otters and larger kelp forests. Although the growth rates and condition of larger ( $>65$  mm) juvenile black rockfish were greater in the absence of otters, the adults show lower trophic positions and broader niche space. Our results indicate substantial indirect impacts of sea otters and kelp forests on rockfish reliance on benthic vs. pelagic production pathways, trophic positions, and growth.

#### *Effects of sea otters on giant kelp forest depth and surface area*

We found clear relationships between sea otters, sea urchin abundance, and giant kelp forest depth distributions and surface areas. In the absence of sea otters, sea urchins were abundant and kelp forests comprised small, shallow sublittoral fringes surrounded by urchin barrens. This result agrees with Watson and Estes (2011) who studied the same regions on the west coast of Vancouver Island and showed that sea otters maintained persistent rocky reef ecosystems in which urchins were rare and kelp populations were abundant over 23 years. Our data indicate that otters increase kelp forest area largely by expanding the borders of the forest at the seaward edge, thereby increasing their depth limits. At locations where sea otters were present and sea urchins rare, the lower limits of giant kelp forests extended 3.7 times deeper than they did at locations without sea otters. Similarly, Pace (1981) experimentally removed sea urchins in Barkley Sound (otter-absent region, this study) and found higher kelp population densities and lower depth distributions after just one year. The deeper lower limits and larger giant kelp surface canopies result

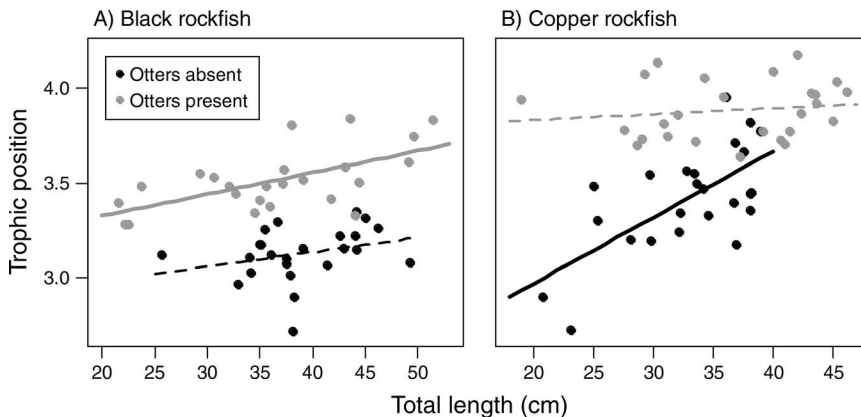


FIG. 5. Comparison of the relationship between body size and trophic level of (A) adult black rockfish and (B) adult copper rockfish between regions with and without sea otters. Fitted lines indicate significant (solid lines;  $P \leq 0.05$ ) and nonsignificant (dashed) linear regressions.

from reduced urchin grazing and lower wave-induced mortality following tissue damage due to grazing (Tegner et al. 1995, Markel and DeWreede 1998).

The increase in kelp forest size due to otter recovery may affect fish communities both by fueling productivity of invertebrate consumers of kelps and by providing

habitat and refuge for invertebrate and forage fish prey. The large differences we found in kelp forest depth and size in the two regions imply that the structural habitat and benthic primary productivity available to support kelp-associated food webs is  $\sim 20$  times higher in the presence of sea otters. In addition to giant kelp, several

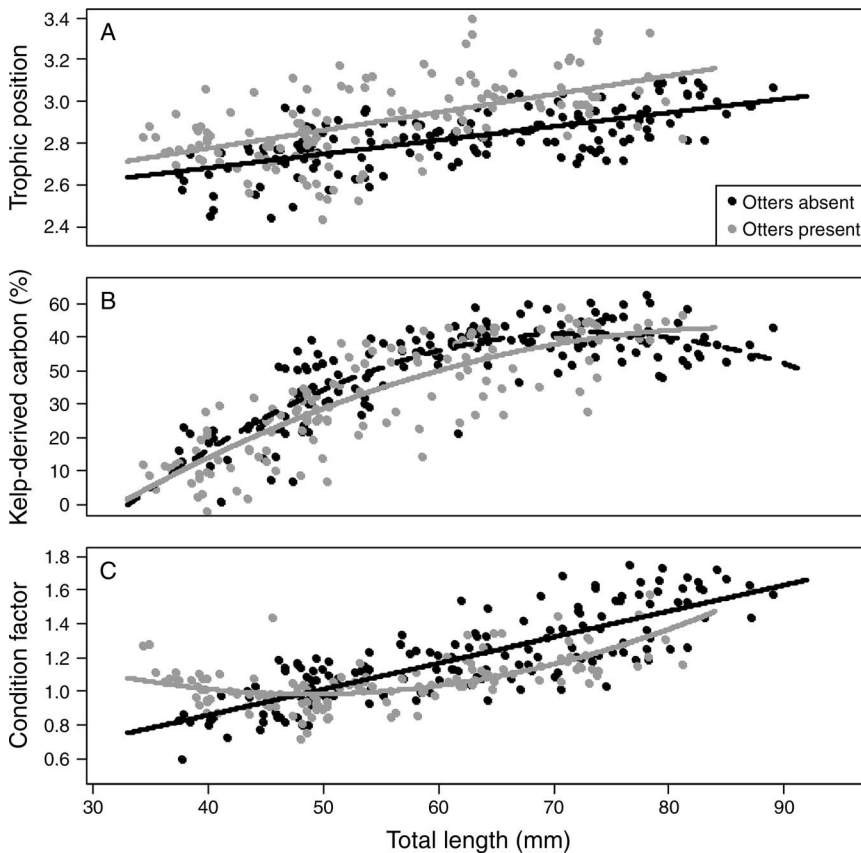


FIG. 6. Comparison of the relationships between juvenile black rockfish body size and (A) % kelp-derived carbon, (B) trophic position in regions with and without sea otters, and (C) condition factor. Fitted lines indicate significant ( $P \leq 0.05$ ) linear and polynomial regressions, and the regression statistics are shown in Appendix B: Table B1.

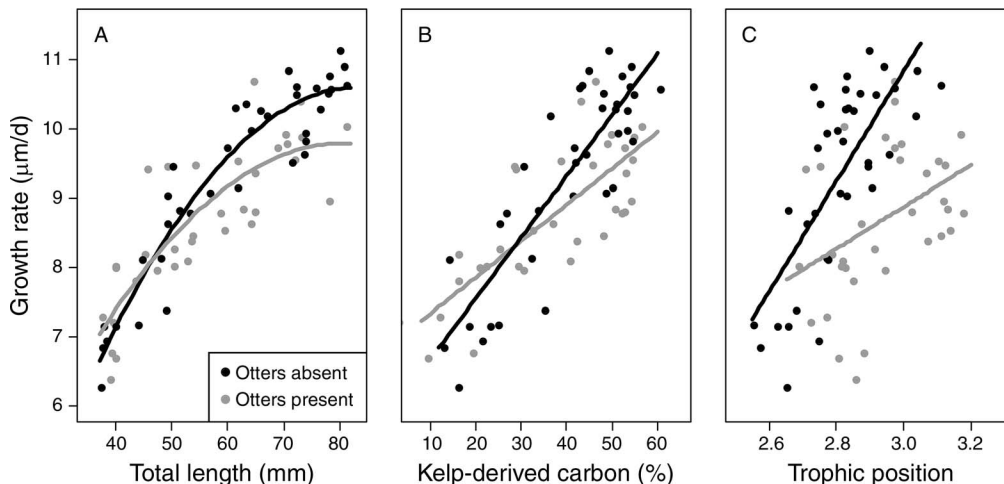


FIG. 7. Comparison of the association between daily growth rates of juvenile black rockfish and (A) body size, (B) % kelp-derived carbon, and (C) trophic position between regions with and without sea otters. Regression statistics are shown in Appendix B: Table B2.

understory kelp species (notably *Pterygophora californica* [Watson and Estes 2011]), also respond positively to sea otter reintroduction, and may contribute as much or more to ecosystem net primary productivity (NPP) as giant kelp (Miller et al. 2011). Thus, increases in kelp-derived habitat and productivity following sea otter reintroduction are likely substantially higher than our estimate for giant kelp alone.

#### Effects of sea otters on adult rockfish

Despite order-of-magnitude smaller areas of giant kelp forest habitat, adult rockfish of both species contained a greater proportion of kelp-derived carbon in the otter-absent region. Rockfish therefore rely less on prey that consume kelp production even though kelp forests are much larger with otters. However, adult black and copper rockfishes both occupied higher trophic positions in the otter-present region, indicating that the food webs leading to rockfish contained more links. A likely explanation is that large kelp forests support a greater abundance of prey fishes that feed on pelagic invertebrates. The trophic niche spaces of both rockfish species were smaller in the otter-present region, indicating lower dietary diversity among individuals. The difference was driven more by variation in trophic position among individuals rather than differences in the range of kelp-derived carbon. This pattern supports both theory and empirical evidence that high resource availability enables consumers to specialize on the most energetically profitable prey, resulting in reduced trophic niche space (Bolnick et al. 2003, Newsome et al. 2009).

Invertebrate consumers (including snails, shrimp, crabs, amphipods, mussels, and isopods) also did not show a consistently higher contribution of kelp carbon to their diets in the region with otters. This result contrasts with Duggins et al. (1989), who found a greater proportion of kelp carbon in invertebrate

consumers at islands in the Aleutians with otter populations. Many invertebrates, especially isopods, amphipods, and snails, were consistently high in kelp carbon in both regions in our study. The region with otters and large kelp forests may have supported a greater density of these invertebrates; however, their reliance on kelp-derived carbon was equivalent between regions. Thus, the lower contribution of kelp carbon to rockfishes in the region with otters likely reflects a decreased reliance on these benthic-feeding invertebrates as prey rather than a shift in the diets of the prey away from kelps.

Although not quantified in this study, the larger kelp forests in the presence of sea otters may support higher abundances of benthic and pelagic kelp-associated fishes that prey on primary consumers of fresh and decaying kelp (e.g., crustacean mesograzers [Davenport and Anderson 2007]). Opportunistic piscivorous adult black and copper rockfishes focus their diets on these high trophic position prey items rather than invertebrate prey. Kelps support abundant invertebrate consumers as well as small carnivorous reef fishes and their predators (Horn and Ferry-Graham 2006). Fish are generally more energetically and nutritionally profitable than invertebrates as rockfish prey (Love and Ebeling 1978, Hobson et al. 2001, Love et al. 2002). Black rockfish feed more on pelagic prey than copper rockfish, including more macro-zooplankton than benthic crustaceans such as crabs, shrimps, and isopods. However, both species are opportunistic piscivores and consume fish prey when available. The higher trophic position of adults of both rockfish species in the region where otters are present may indicate a greater availability of fish prey with higher trophic positions and lower fractions of kelp-derived carbon than invertebrates (Vander Zanden et al. 1999).

The contrasting relationships between adult rockfish body size and trophic position between the two regions also indicate that otters indirectly shape the food webs supporting rockfishes in ways that favor longer food chains. Trophic positions of adult black rockfish in both regions increased with body size but were consistently higher for all body sizes in the presence of otters. In contrast, trophic positions of adult copper rockfish in the otter-absent region increased with body size, but only at the largest body sizes did these individuals attain trophic positions comparable to conspecifics in the otter-present region. These results suggest that the availability of high trophic position prey for adult rockfishes may be lower in the absence of otters. Longer food chains in the presence of otters may occur either due to the higher overall benthic productivity, or because larger kelp forests attract and support more high trophic level prey.

#### *Effects of kelp-carbon and trophic position on juvenile rockfish performance*

Although studies have documented shifts in carbon supply and/or trophic positions of consumers in response to altered food web structure (e.g., Vander Zanden et al. 1999), few have investigated their consequences for growth or demographics of consumers (but see Post 2003). We found that juvenile black rockfish showed higher growth and body condition in the otter-absent region, possibly as a consequence of more frequent piscivory. We frequently collected juvenile black rockfish larger than 65 mm in late July and August in the otter-absent region with juvenile herring in their stomachs or with herring tails protruding from their mouths (Appendix C). Consumption of juvenile herring in the otter-absent region corresponded to abrupt increases in Fulton's condition factor, and slowly decreasing kelp-carbon contents may reflect the depleted  $\delta^{13}\text{C}$  values of juvenile Pacific herring. The otter-absent region (Barkley Sound) includes a major Pacific herring (*Clupea pallasii*) spawning site; therefore the regional difference in juvenile black rockfish piscivory rates may be unrelated to sea otters and kelp forest size. The lack of individual fish larger than ~75 mm from the otter-present region constrains this interpretation. Alternatively, juvenile fish density may have been greater in the otter-present region, resulting in more intense competition for prey.

The growth rates of juvenile black rockfish, their trophic position, and kelp carbon content all varied with body size as well as between the regions. Growth rate, trophic position, kelp carbon, and body condition of juvenile black rockfishes all increased after recruiting into kelp forests, indicating that kelp forests offer a more favorable foraging environment than the plankton. Growth rates increased with increasing body size with a decelerating rate of increase around 70 mm. In the otter-present region where juvenile rockfish were rarely piscivorous, we found that growth increased with trophic position and kelp carbon more slowly than in

the otter-absent region in the presence of piscivory (otters-absent region). These results suggest that access to energy-rich high trophic level prey has strong positive effects on body condition and growth rates of juvenile black rockfish. Other differences between the regions such as temperature or oceanographic conditions may also have contributed to the differences in growth rate we observed.

One caveat to our estimates of the proportion of kelp-derived carbon in the bodies of consumers based on stable C isotopes is that the isotopic signature of the pelagic base is more difficult to determine than that of kelps. We used offshore POM (>4 km offshore) isotopic values as our measure of the pelagic producer base; however POM contains a mixture of benthic detritus and phytoplankton that cannot be easily separated (Lowe et al. 2014), and phytoplankton C isotopic ratios may vary seasonally and with distance to shore (Kaehler et al. 2006, Miller and Page 2012). Although the isotopic signatures of pelagic producers can be difficult to assign, two studies found very consistent values for POM off of Vancouver Island around -22 (Perry et al. 1999, Ramshaw 2012). Thus, while our estimates of the proportion of kelp-derived carbon in fish and invertebrates has some uncertainty associated with it due to spatial or temporal variability in the POM isotopic ratio, the comparison between the two regions is robust as the POM and kelp isotopic signatures did not vary by region.

#### *Summary*

The ecological consequences of the near extinction and recovery of sea otters have figured prominently in our understanding of the role of trophic cascades in structuring ecosystems (Watson and Estes 2011). We found that the presence of otters was associated with the virtual disappearance of urchins and large increases in the depth range and surface area of giant kelp forests on the west coast of Vancouver Island. The contrast in the amount of kelp forest habitat and productivity between regions is very likely a consequence of the presence or absence of otters, as Watson and Estes (2011) documented very similar shifts over time with otter recovery in the same study areas. Kelp forests provide critical habitat and a likely source of prey for many nearshore fishes, including rockfish that use kelps as refuges during their juvenile stages. We found differences between the two regions in trophic positions and niche space of adult and juvenile rockfish, and growth rates of juveniles. Surprisingly, isotopes provided no evidence that the greater area of kelp habitat resulted in a higher fraction of kelp-derived carbon in the tissues of either of two rockfish species. A direct trophic link between rockfish and kelps may be less important than the effects of kelp providing habitat for rockfish and their prey. Higher trophic positions of adults of both species in the region with otters may indicate that larger kelp forests where sea otters have recovered support a greater availability

of fish prey relative to invertebrates. Although potential positive indirect effects of sea otters on rocky reef and kelp forest fish communities have long been suspected (Ebeling and Laur 1988), few studies have tested the mechanisms by which they may occur (but see Reisewitz et al. 2006). Our results indicate the surprising result that higher benthic production in the presence of sea otters does not contribute more kelp-derived carbon to fish tissues. Rather, the larger kelp forests where otters are present affect food webs and therefore the trophic position and performance of individual fish.

#### ACKNOWLEDGMENTS

We thank Stefan Dick for help in the field and lab, and Britt Keeling for analyses of otolith microstructures. This work received financial support from a National Science and Engineering Research Council of Canada (NSERC) Discovery Grant to J. B. Shurin and a post-graduate fellowship to R. W. Markel. Additional funding was provided to T. Tomascik from the Parks Canada Species at Risk Inventory fund, Western and Northern Service Centre, and Pacific Rim National Park Reserve of Canada. Purchase of research vessel and field and lab equipment was supported by a Canadian Foundation for Innovation (CFI) grant to J. B. Shurin. Portions of this research were conducted inside Nuchatlitz Provincial Park under Park Use Permit No. V10510175 issued to R. W. Markel.

#### LITERATURE CITED

- Ammann, A. J. 2004. SMURFs: standard monitoring units for the recruitment of temperate reef fishes. *Journal of Experimental Marine Biology and Ecology* 299:135–154.
- Anderson, T. W., and M. H. Carr. 1998. BINCKE: a highly efficient net for collecting reef fishes. *Environmental Biology of Fishes* 51:111–115.
- Anthony, R. G., J. A. Estes, M. A. Ricca, A. K. Miles, and E. D. Forsman. 2008. Bald Eagles and sea otters in the Aleutian Archipelago: indirect effects of trophic cascades. *Ecology* 89:2725–2735.
- Bearhop, S., C. E. Adams, S. Waldron, R. A. Fuller, and H. Macleod. 2004. Determining trophic niche width: a novel approach using stable isotope analysis. *Journal of Animal Ecology* 73:1007–1012.
- Beschta, R. L., and W. J. Ripple. 2009. Large predators and trophic cascades in terrestrial ecosystems of the western United States. *Biological Conservation* 142:2401–2414.
- Bigg, M. A., and I. B. Macaskie. 1978. Sea otters re-established in British-Columbia. *Journal of Mammalogy* 59:874–876.
- Blackwell, B. G., M. L. Brown, and D. W. Willis. 2000. Relative weight (Wr) status and current use in fisheries assessment and management. *Reviews in Fisheries Science* 8: 1–44.
- Bolnick, D. I., R. Svanback, J. A. Fordyce, L. H. Yang, J. M. Davis, C. D. Hulsey, and M. L. Forister. 2003. The ecology of individuals: incidence and implications of individual specialization. *American Naturalist* 161:1–28.
- Breen, P. A., T. A. Carson, J. B. Foster, and E. A. Stewart. 1982. Changes in subtidal community structure associated with British Columbia sea otter transplants. *Marine Ecology Progress Series* 7:13–20.
- Busch, B. C., and B. M. Gough. 1997. Fur traders from New England: the Boston men in the North Pacific, 1787–1800. The narratives of William Dane Phelps, William Sturgis and James Gilchrist Swan. Arthur H. Clarke, Spokane, Washington, USA.
- Bustamante, R. H., and G. M. Branch. 1996. The dependence of intertidal consumers on kelp-derived organic matter on the west coast of South Africa. *Journal of Experimental Marine Biology and Ecology* 196:1–28.
- Bustamante, R. H., G. M. Branch, and S. Eekhout. 1995. Maintenance of an exceptional intertidal grazer biomass in South Africa: subsidy by subtidal kelps. *Ecology* 76:2314–2329.
- Clasen, J. L., and J. B. Shurin. 2015. Kelp forest size alters microbial community structure and function on Vancouver Island, Canada. *Ecology*, *in press*.
- Cornwell, W. K., D. W. Schwilk, and D. D. Ackerly. 2006. A trait-based test for habitat filtering: convex hull volume. *Ecology* 87:1465–1471.
- Cowan, I. M., and C. J. Guiguet. 1960. The mammals of British Columbia. Second edition. British Columbia Provincial Museum, Victoria, British Columbia, Canada.
- Davenport, A. C., and T. W. Anderson. 2007. Positive indirect effects of reef fishes on kelp performance: the importance of mesograzers. *Ecology* 88:1548–1561.
- Dayton, P. K. 1985. Ecology of kelp communities. *Annual Review of Ecology and Systematics* 16:215–245.
- Druehl, L. D. 1978. Distribution of *Macrocystis integrifolia* in British Columbia as related to environmental parameters. *Canadian Journal of Botany-Revue Canadienne de Botanique* 56:69–79.
- Druehl, L. D., and W. N. Wheeler. 1986. Population biology of *Macrocystis integrifolia* from British Columbia, Canada. *Marine Biology* 90:173–179.
- Duffy, J. E. 2003. Biodiversity loss, trophic skew and ecosystem functioning. *Ecology Letters* 6:680–687.
- Duggins, D. O., C. A. Simenstad, and J. A. Estes. 1989. Magnification of secondary production by kelp detritus in coastal marine ecosystems. *Science* 245:170–173.
- Ebeling, A. W., and D. R. Laur. 1988. Fish populations in kelp forests without sea otters: effects of severe storm damage and destructive sea urchin grazing. *In* G. R. VanBlaricom and J. A. Estes, editors. The community ecology of sea otters. Springer-Verlag, Heidelberg, Germany.
- Estes, J. A., and D. O. Duggins. 1995. Sea otters and kelp forests in Alaska: generality and variation in a community ecological paradigm. *Ecological Monographs* 65:75–100.
- Estes, J. A., and J. F. Palmisano. 1974. Sea otters: their role in structuring nearshore communities. *Science* 185:1058–1060.
- Estes, J. A., et al. 2011. Trophic downgrading of Planet Earth. *Science* 333:301–306.
- Estes, J. A., M. T. Tinker, T. M. Williams, and D. F. Doak. 1998. Killer whale predation on sea otters linking oceanic and nearshore ecosystems. *Science* 282:473–476.
- Fredriksen, S. 2003. Food web studies in a Norwegian kelp forest based on stable isotope ( $\delta^{13}\text{C}$  and  $\delta^{15}\text{N}$ ) analysis. *Marine Ecology Progress Series* 260:71–81.
- Gaylord, B., et al. 2007. Spatial patterns of flow and their modification within and around a giant kelp forest. *Limnology and Oceanography* 52:1838–1852.
- Graham, M. H., J. A. Vasquez, and A. H. Buschmann. 2007. Global ecology of the giant kelp *Macrocystis*: from ecotypes to ecosystems. *Oceanography and Marine Biology* 45:39–88.
- Gregg, E. J., L. M. Nichol, J. C. Watson, J. K. B. Ford, and G. M. Ellis. 2008. Estimating carrying capacity for sea otters in British Columbia. *Journal of Wildlife Management* 72: 382–388.
- Hairton, N., F. Smith, and L. Slobodkin. 1960. Community structure, population control and competition. *American Naturalist* 84:421–425.
- Hargrove, W. W., and J. Pickering. 1992. Pseudoreplication: a sine qua non for regional ecology. *Landscape Ecology* 6:251–258.
- Hill, J. M., C. D. McQuaid, and S. Kaehler. 2006. Biogeographic and nearshore-offshore trends in isotope ratios of intertidal mussels and their food sources around the coast of southern Africa. *Marine Ecology-Progress Series* 318:63–73.
- Hobson, E. S., J. R. Chess, and D. F. Howard. 2001. Interannual variation in predation on first-year *Sebastes*

- spp. by three northern California predators. *Fishery Bulletin* 99:292–302.
- Holbrook, S. J., M. H. Carr, R. J. Schmitt, and J. A. Coyer. 1990. Effect of giant-kelp on local abundance of reef fishes: the importance of ontogenetic resource requirements. *Bulletin of Marine Science* 47:104–114.
- Horn, M. H., and L. A. Ferry-Graham. 2006. Feeding mechanisms and trophic interactions: Chapter 14. Pages 387–410 in L. G. Allen, D. J. Pondella II, and M. H. Horn, editors. *The ecology of marine fishes*. University of California Press, Berkeley, California, USA.
- Hughes, B. B., R. Eby, E. Van Dyke, T. M. Tinker, C. I. Marks, K. S. Johnson, and K. Wasson. 2013. Recovery of top predator mediates negative eutrophic effects on seagrass. *Proceedings of the National Academy of Sciences USA* 110:15313–15318.
- Hurlbert, S. H. 1984. Pseudoreplication and the design of ecological field experiments. *Ecological Monographs* 54:187–211.
- Ingram, T., B. Matthews, C. Harrod, T. Stephens, J. Grey, R. Markel, and A. Mazumder. 2007. Lipid extraction has little effect on the  $\delta^{15}\text{N}$  of aquatic consumers. *Limnology and Oceanography-Methods* 5:338–343.
- Irons, D. B., R. G. Anthony, and J. A. Estes. 1986. Foraging strategies of Glaucous-Winged Gulls in a rocky intertidal community. *Ecology* 67:1460–1474.
- Johnson, D. W. 2007. Habitat complexity modifies post-settlement mortality and recruitment dynamics of a marine fish. *Ecology* 88:1716–1725.
- Kaehler, S., E. A. Pakhomov, R. M. Kalin, and S. Davis. 2006. Trophic importance of kelp-derived suspended particulate matter in a through-flow sub-Antarctic system. *Marine Ecology Progress Series* 316:17–22.
- Kaehler, S., E. A. Pakhomov, and C. D. McQuaid. 2000. Trophic structure of the marine food web at the Prince Edward Islands (Southern Ocean) determined by  $\delta^{13}\text{C}$  and  $\delta^{15}\text{N}$  analysis. *Marine Ecology Progress Series* 208:13–20.
- Kokita, T., and M. Omori. 1999. Long distance dispersal of larval and juvenile rockfish, *Sebastes thompsoni*, with drifting seaweed in the Tohoku area, Northwest Pacific, estimated by analysis of otolith microstructure. *Bulletin of Marine Science* 65:105–118.
- Krebs, J. R., J. T. Erichsen, M. I. Webber, and E. L. Charnov. 1977. optimal prey selection in Great Tit (*Parus major*). *Animal Behaviour* 25:30–38.
- Laidig, T. E., S. Ralston, and J. R. Bence. 1991. Dynamics of growth in the early life-history of shortbelly rockfish *Sebastes jordani*. *Fishery Bulletin* 89:611–621.
- Layman, C. A., D. A. Arrington, C. G. Montana, and D. M. Post. 2007. Can stable isotope ratios provide quantitative measures of trophic diversity within food web? *Ecology* 88:42–48.
- Love, M. S., M. H. Carr, and L. J. Halderson. 1991. The ecology of substrate-associated juveniles of the genus *Sebastes*. *Environmental Biology of Fishes* 30:225–243.
- Love, M. S., and A. W. Ebeling. 1978. Food and habitat of 3 switch-feeding fishes in kelp forests off Santa Barbara, California. *Fishery Bulletin* 76:257–271.
- Love, M. S., M. M. Yoklavich, and L. Thorsteinson. 2002. *The rockfishes of the Northeast Pacific*. University of California Press, Berkeley, California, USA.
- Lowe, A. T., A. W. E. Galloway, J. S. Yeung, M. N. Dethier, and D. O. Duggins. 2014. Broad sampling and diverse biomarkers allow characterization of nearshore particulate organic matter. *Oikos* 123:1341–1354.
- Markel, R. W. 2011. Rockfish recruitment and trophic dynamics on the west coast of Vancouver Island: fishing, ocean climate, and sea otters. Dissertation. University of British Columbia, Vancouver, British Columbia, USA.
- Markel, R. W., and R. E. DeWreede. 1998. Mechanisms underlying the effect of the chiton *Katharina tunicata* on the kelp *Hedophyllum sessile*: size escapes and indirect effects. *Marine Ecology Progress Series* 166:151–161.
- McConnaughey, T., and C. P. McRoy. 1979.  $^{13}\text{C}$  label identifies eelgrass (*Zostera marina*) carbon in an Alaskan estuarine food web. *Marine Biology* 53:263–269.
- Menge, B. A. 2000. Top-down and bottom-up community regulation in marine rocky intertidal habitats. *Journal of Experimental Marine Biology and Ecology* 250:257–289.
- Miller, R. J., and H. M. Page. 2012. Kelp as a trophic resource for marine suspension feeders: a review of isotope-based evidence. *Marine Biology* 159:1391–1402.
- Miller, R. J., D. C. Reed, and M. A. Brzezinski. 2011. Partitioning of primary production among giant kelp (*Macrocystis pyrifera*), understory macroalgae, and phytoplankton on a temperate reef. *Limnology and Oceanography* 56:119–132.
- Morris, R., D. V. Ellis, and B. P. Emerson. 1981. The British Columbia transplant of sea otters *Enhydra lutris*. *Biological Conservation* 20:291–295.
- Newsome, S. D., M. T. Tinker, D. H. Monson, O. T. Oftedal, K. Ralls, M. M. Staedler, M. L. Fogel, and J. A. Estes. 2009. Using stable isotopes to investigate individual diet specialization in California sea otters (*Enhydra lutris nereis*). *Ecology* 90:961–974.
- Nichol, L. M., M. D. Boogaards, and R. Abernethy. 2009. Recent trends in the abundance and distribution of sea otters (*Enhydra lutris*) in British Columbia. Canadian Science Advisory Secretariat Research Document Number 016. Fisheries and Oceans Canada, Ottawa, Ontario, Canada.
- Pace, D. R. 1981. Kelp community development in Barkley Sound, British Columbia. Pages 457–463 in G. E. Fogg and W. E. Jones, editors. *Proceedings of the 8th International Seaweed Symposium*. Marine Science Laboratories, University College of North Wales, Bangor, North Wales, UK.
- Page, H. M., D. C. Reed, M. A. Brzezinski, J. M. Melack, and J. E. Dugan. 2008. Assessing the importance of land and marine sources of organic matter to kelp forest food webs. *Marine Ecology Progress Series* 360:47–62.
- Perry, R. I., P. A. Thompson, D. L. Mackas, P. J. Harrison, and D. R. Yelland. 1999. Stable carbon isotopes as pelagic food web tracers in adjacent shelf and slope regions off British Columbia, Canada. *Canadian Journal of Fisheries and Aquatic Sciences* 56:2477–2486.
- Peterson, B. J., and B. Fry. 1987. Stable isotopes in ecosystem studies. *Annual Review of Ecology and Systematics* 18:293–320.
- Plaza, G., S. Katayama, and M. Omori. 2001. Otolith microstructure of the black rockfish, *Sebastes inermis*. *Marine Biology* 139:797–805.
- Post, D. M. 2002. Using stable isotopes to estimate trophic position: models, methods, and assumptions. *Ecology* 83:703–718.
- Post, D. M. 2003. Individual variation in the timing of ontogenetic niche shifts in largemouth bass. *Ecology* 84:1298–1310.
- Post, D. M., C. A. Layman, D. A. Arrington, G. Takimoto, J. Quattrochi, and C. G. Montana. 2007. Getting to the fat of the matter: models, methods and assumptions for dealing with lipids in stable isotope analyses. *Oecologia* 152:179–189.
- Pringle, R. M., T. P. Young, D. I. Rubenstein, and D. J. McCauley. 2007. Herbivore-initiated interaction cascades and their modulation by productivity in an African savanna. *Proceedings of the National Academy of Sciences USA* 104:193–197.
- R Development Core Team. 2011. R: a language and environment for statistical computing. R Foundation for Statistical Computing, Vienna, Austria.
- Ramshaw, B. C. 2012. Spatial and temporal variation in kelp-derived detritus and its dietary importance to consumers along the west coast of Vancouver Island, Canada. Univer-

- sity of British Columbia, Vancouver, British Columbia, Canada.
- Reed, D. C., A. Rassweiler, M. H. Carr, K. C. Cavanaugh, D. P. Malone, and D. A. Siegel. 2011. Wave disturbance overwhelms top-down and bottom-up control of primary production in California kelp forests. *Ecology* 92:2108–2116.
- Reisewitz, S. E., J. A. Estes, and C. A. Simenstad. 2006. Indirect food web interactions: sea otters and kelp forest fishes in the Aleutian archipelago. *Oecologia* 146:623–631.
- Shurin, J. B., E. T. Borer, E. W. Seabloom, K. Anderson, C. A. Blanchette, B. Broitman, S. D. Cooper, and B. S. Halpern. 2002. A cross-ecosystem comparison of the strength of trophic cascades. *Ecology Letters* 5:785–791.
- Simenstad, C. A., J. A. Estes, and K. W. Kenyon. 1978. Aleuts, sea otters, and alternate stable-state communities. *Science* 200:403–411.
- Springer, Y., C. Hays, M. H. Carr, and M. Mackey. 2007. Ecology and management of the bull kelp, *Nereocystis luetkeana*: a synthesis with recommendations for future research. Lenfest Ocean Program, Washington, D.C., USA.
- Stephens, J. S., R. J. Larson, and D. J. Pondella. 2006. Rocky reefs and kelp beds: Chapter 9. Pages 227–252 in L. G. Allen, D. J. Pondella II, and M. H. Horn, editors. *The ecology of marine fishes*. University of California Press, Berkeley, California, USA.
- Tegner, M. J., P. K. Dayton, P. B. Edwards, and K. L. Riser. 1995. Sea-urchin cavitation of giant-kelp (*Macrocystis pyrifera* Agardh, C.). Holdfasts and its effects on kelp mortality across a large California forest. *Journal of Experimental Marine Biology and Ecology* 191:83–99.
- Terborgh, J., and J. A. Estes. 2010. *Trophic cascades: predators, prey, and the changing dynamics of nature*. Island Press, Washington, D.C., USA.
- Thompson, I. D., and P. W. Colgan. 1990. Prey choice by marten during a decline in prey abundance. *Oecologia* 83: 443–451.
- Tinker, M. T., G. Benthall, and J. A. Estes. 2008. Food limitation leads to behavioral diversification and dietary specialization in sea otters. *Proceedings of the National Academy of Sciences USA* 105:560–565.
- Vander Zanden, M. J., J. M. Casselman, and J. B. Rasmussen. 1999. Stable isotope evidence for the food web consequences of species invasions in lakes. *Nature* 401:464–467.
- Vidmar, G., and M. Pohar. 2005. Augmented convex hull plots: rationale, implementation in R and biomedical applications. *Computer Methods and Programs in Biomedicine* 78:69–74.
- Watson, J., and J. A. Estes. 2011. Stability, resilience, and phase shifts in rocky subtidal communities along the west coast of Vancouver Island, Canada. *Ecological Monographs* 81:215–239.
- Woodbury, D., and S. Ralston. 1991. Interannual variation in growth-rates and back-calculated birth-date distributions of pelagic juvenile rockfishes (*Sebastes* spp.) of the central California coast. *Fishery Bulletin* 89:523–533.
- Yoklavich, M. M., and G. W. Boehlert. 1987. Daily growth increments in otoliths of juvenile black rockfish, *Sebastes melanops*: an evaluation of autoradiography as a new method of validation. *Fishery Bulletin* 85:826–832.

## SUPPLEMENTAL MATERIAL

## Ecological Archives

Appendices A–D are available online: <http://dx.doi.org/10.1890/14-0492.1.sm>