

Lawrence Berkeley National Laboratory

Recent Work

Title

THE $Al_2f(p,pjt^+)Mg_2T$ REACTION

Permalink

<https://escholarship.org/uc/item/1zd6b7vv>

Authors

Poskanzer, A.M.

Gumming, J.B.

Remsberg, L.P.

Publication Date

1967-08-17

E

UCRL-17759

cy 2

University of California

Ernest O. Lawrence
Radiation Laboratory

THE $Al^{27}(p, p\pi^+)Mg^{27}$ REACTION

A. M. Poskanzer, J. B. Cumming, and L. P. Remsberg

August 17, 1967

TWO-WEEK LOAN COPY

*This is a Library Circulating Copy
which may be borrowed for two weeks.
For a personal retention copy, call
Tech. Info. Division, Ext. 5545*

RECEIVED
LAWRENCE
RADIATION LABORATORY
AUG 21 1967
LIBRARY AND
DOCUMENTS SECTION

Berkeley, California

UCRL-17759
cy 2

UNIVERSITY OF CALIFORNIA
Lawrence Radiation Laboratory
Berkeley, California
AEC Contract No. W-7405-eng-48

THE $Al^{27}(p, p\pi^+)Mg^{27}$ REACTION

A. M. Poskanzer, J. B. Cumming, and L. P. Remsberg

August 17, 1967

THE $Al^{27}(p,p\pi^+)Mg^{27}$ REACTION*

A. M. Poskanzer†

Lawrence Radiation Laboratory, University of California
Berkeley, California

and

Chemistry Department, Brookhaven National Laboratory
Upton, New York

J. B. Cumming and L. P. Remsberg

Chemistry Department, Brookhaven National Laboratory
Upton, New York

August 17, 1967

ABSTRACT

Measurements have been made of the excitation function and integral recoil properties of the $Al^{27}(p,p\pi^+)Mg^{27}$ reaction at incident proton energies from 0.6 to 28 GeV. The integral recoil properties yield values of the average forward momentum transfer. Calculations based on the model of Ericson et al. as modified by Selleri are in good agreement with the excitation function but predict somewhat smaller values for the average forward momentum transfer.

* Research performed under the auspices of the U. S. Atomic Energy Commission.

† Present address: Lawrence Radiation Laboratory, University of California, Berkeley, California.

I. INTRODUCTION

Interest in the $(p, p\pi^+)$ reaction has been greatly stimulated by the theoretical calculation of Ericson, Selleri, and Van de Walle.¹ They calculated the excitation function of the reaction in the impulse approximation, using one-pion-exchange theory for the elementary-particle interaction and a Fermi gas model for a description of the nucleus. Remsberg² presented an excitation function and some integral recoil properties for the $\text{Cu}^{65}(p, p\pi^+)\text{Ni}^{65}$ reaction, and the relatively good agreement with the calculation indicated that this description of the reaction is basically valid. The predicted importance of a pion-nucleon resonance (the isobar called $\Delta(1236)$) was clearly demonstrated by Remsberg's experimental data. Remsberg² also improved upon the calculation by taking into account the Fermi momentum of the struck particle in the kinematics of the elementary-particle interaction. Recently Selleri³ has further improved upon the calculation by allowing a kinematic factor in the one-pion-exchange theory to be off the mass-shell, and by including a form factor for the exchanged pion.

In the present work on the $\text{Al}^{27}(p, p\pi^+)\text{Mg}^{27}$ reaction, we present the excitation function together with more extensive integral recoil measurements which yield, in this case, the average forward momentum transfer. These measurements are interpreted using only two-body kinematics to yield the "missing mass" of the outgoing particles in the reaction. Also the data are compared with the improved calculation to further test the model of Ericson et al. in a lighter target nucleus.

The earliest measurement of the $\text{Al}^{27}(p, p\pi^+)\text{Mg}^{27}$ reaction was by Benioff,⁴ who obtained a cross section of 0.1 ± 0.07 mb at 5.7 GeV. The excitation

function from threshold to 0.6 GeV has been determined by Kuznetsova, Pokrovskii, and Rybakov,⁵ and their data will be presented later. An early value of our cross section at 28 GeV has been published,⁶ and a preliminary report of this work emphasizing the recoil properties was presented⁷ in 1963.

II. EXPERIMENTAL

The cross-section and recoil properties were studied in the same target stack, which consisted of an Al target and plastic catcher foils, while the beam was monitored by the production of Na^{24} in the target itself. A target stack consisted of a 0.001-in. Al target foil (99.99% pure) and three 0.00025-in. Mylar foils which acted as forward recoil catcher, backward recoil catcher, and activation blank. The Mylar foils were trimmed with a scalpel such that they protruded slightly beyond the target. In addition, another Mylar foil, twice as large, was folded around the stack covering the leading edge. This served to guard the catcher and blank foils and hold the stack together. In the case of the irradiations to measure the recoil properties perpendicular to the beam, the target stack was held at an angle of 10° to the beam and a second activation blank foil was added to the stack so that there was one blank on each side of the target.

The irradiations were performed at the Brookhaven Cosmotron and AGS, and at the latter machine it was necessary to reduce the beam intensity to prevent the burning of the plastic foils. The irradiations sometimes lasted as long as 20 min, but corrections were made for the variation of the beam intensity during the bombardments.

The Mg^{27} was separated chemically from the target and catcher foils, and the main problem was eliminating the tremendous quantities of C^{11} activity induced in the plastic foils. This was accomplished by fuming off the carbon with perchloric acid. The other interfering activities, F^{18} and Na^{24} , were eliminated with holdback carriers. The chemical procedures are described in the Appendix.

The samples were mounted on Al cards of sufficient thickness to stop the beta particles and assayed on 3×3 in. NaI crystals. In the usual system, four crystals were used, one for each sample, and their signals were routed to four quadrants of a 256-channel pulse-height analyzer where successive spectra were recorded as a function of time. The counts in a fixed set of channels encompassing the two gamma-ray peaks at 842 and 1013 keV were summed and resolved with a least-squares decay curve program, assuming a half life of 9.46 min for Mg^{27} . The contribution of small amounts of residual C^{11} activity to these channels was negligible. Several of the best spectra were analyzed to obtain the area of the 842-keV photopeak relative to the counts in the fixed set of channels. In each experiment each crystal was calibrated with the 835-keV gamma ray from a Mn^{54} standard obtained from the National Bureau of Standards. The standard was mounted in such a manner to simulate the geometry of the samples, and it was assumed that the photopeak efficiency of the 842-keV peak was 1% lower than the 835-keV peak. For the abundance of the 842-keV gamma ray in the decay of Mg^{27} , the value of 0.70 was used.⁸ During the chemical separation, one ml of the solution in which the target foil had dissolved was set aside. The next day it was assayed for Na^{24} activity in a well-type NaI crystal which had been calibrated by the beta-gamma coincidence

technique. Later this solution was assayed for its sodium content to determine what fraction of the dissolver solution had been saved for Na^{24} assay.

The results of the measurements which are listed in Table I consist of the production cross section, σ , and values of FW, BW, and in one case, PW. The quantities F, B, and P are the fractions of the activity recoiling out of the target in the forward, backward, and perpendicular directions, respectively, and the quantity W is the thickness of the target foil. The numbers for σ , FW, and BW represent, for the standard targets, the results for 3, 2, and 1 measurements, respectively, at each bombarding energy. The activation blanks were on the average about 20% of the backward catcher foils, and 1% or less of the forward catcher foils. In addition to the error in the blank subtraction and that due to the counting statistics, it was estimated that there were other contributions to the errors of FW and BW due to the Mg chemical yields (2%), the intercalibration of the counters with the Mn^{54} source (1%), and the reproducibility of selecting the fixed set of channels (2%). It was estimated that the error in the cross-section measurements had additional contributions from the Na chemical yields (3%), the determination of the Na^{24} activity (1%), the uncertainty in the efficiency of the well counter for Na^{24} (2%), and the uncertainty in the Mg^{27} saturation factor for the irradiation (1%). The Na^{24} cross sections used were those recommended by Cumming,⁹ but the 7% uncertainty of these monitor cross sections was not folded into the errors for σ listed in Table I. The cross-section values have been corrected both for recoil loss of Mg^{27} as determined by F and B, and for recoil loss of the Na^{24} monitor as determined previously.¹⁰

To investigate the possibility of impurities in the target foil contributing to the yield of Mg^{27} , several measurements were made of the yield of Mg^{28} by

assaying the target sample the next day for its 21.3-hr half life. An effective cross section of about $0.1 \mu\text{b}$ was found for Mg^{28} production at both 1.7 GeV and 28 GeV. This could be accounted for by Cu and Fe impurities in the Al to the extent¹¹ of 0.02%, which is roughly consistent with the stated purity of the foil. However, the cross section for the production of Mg^{27} from the impurities should be somewhat larger than that for Mg^{28} , and the recoil ranges would be greater¹² than those for the $(p, p\pi^+)$ reaction. Assuming that the yield of Mg^{27} from Cu is four times that of Mg^{28} , and that its recoil properties are similar to those for Mg^{28} from Cu,¹² then the contributions to the values in Table I would be about $0.4 \mu\text{b}$ for σ , 2 to $4 \mu\text{g}/\text{cm}^2$ for FW, and 0.8 to $1.5 \mu\text{g}/\text{cm}^2$ for BW. Because of the smallness of these values and the crudeness of the guess of the yield of Mg^{27} relative to Mg^{28} , these corrections have not been made to the data.

However, as first pointed out¹³ in 1947, a significant correction to the production of Mg^{27} by the emission of a meson from Al²⁷ is necessary due to the Mg^{27} produced by the (n, p) reaction from the secondary neutrons produced in the foils. In order to evaluate this correction, the two thick target irradiations listed in Table I were performed. It has been pointed out¹⁴ that a simple linear extrapolation with target thickness would tend to underestimate the effect of the secondary neutrons because of their oblique paths through the target. Thus, equations for the average path lengths of the neutrons² were used in making the extrapolations.¹⁵ It was found that at the two energies the contribution to the cross section in the standard thin targets was $14 \pm 3 \mu\text{b}$, and that the recoil properties of the Mg^{27} produced by the secondary reaction was consistent with $\text{FW} = \text{BW} = \text{PW} = 50 \pm 20 \mu\text{g}/\text{cm}^2$. Assuming that these figures

applied at all the bombarding energies, the data were corrected for the contribution of the secondary reaction and are presented in Table II. From kinematics it can be shown² that there can not be any $(p, p\pi^+)$ recoils in the backward hemisphere and, thus, it is encouraging to find the values of BW almost consistent with zero. However, at the highest bombarding energies the angle of the recoils can be quite close to 90° , and the positive value of BW might be due to scattering of the Mg^{27} recoils in the stopping process. It can be shown¹⁶ that in the forward hemisphere, the excess of the scattering out of the target compared to scattering in, is just given by the amount of scattering into the backward hemisphere. Thus, at the three highest energies we have subtracted the values¹⁷ of BW from FW to get the final values shown in column 5.

It should be pointed out that the contribution of impurities in the target to the Mg^{27} yield could not be much greater than that estimated above because of the smallness of the value of BW at 1.7 GeV.

The value of FW in column 5 has been divided by 0.985, the cosine of 10° , to correct for the fact that the target stack was oriented at 10° to the beam, and multiplied by the factor π to obtain the average of the projections of the recoils on an axis perpendicular to the beam.²

To interpret the recoil properties, a range-energy relation for Mg^{27} in Al is needed. Previous measurements of Ne^{22} recoils in Al which had been transformed to Na^{24} in Al,¹⁸ were now transformed to Mg^{27} in Al in a like manner. Using this relationship, the FW values were converted to momentum and are presented in column 6. Since range is almost proportional to velocity in this region,¹⁸ the values in column 6 represent the average of the projections

of the recoil momentum along the beam axis. Since the recoil momentum in the $(p, p\pi^+)$ reaction is equal to the momentum transfer, q , in the elementary-particle reaction, the values are the average forward momentum transfer, $\langle q \cos \theta \rangle$.

The values of σ and $\langle q \cos \theta \rangle$ from Table II have been plotted in Figs. 1 and 2, respectively. In plotting σ , the 7% uncertainty in the cross sections of the monitor reaction has been folded into the error estimates. The data of Kuznetsova et al.⁵ were normalized to the standard monitor cross sections⁹ and corrected for the contribution of the secondary reaction in the same manner that they described. Because of an unexplained gross disagreement, it was necessary to normalize their data to ours where they overlapped at 0.6 GeV. This required multiplying all their data by 0.60 before plotting it in Fig. 1.

III. TWO-BODY KINEMATICS

It was suggested by Ericson¹⁹ that one could apply two-body kinematics to the $(p, p\pi^+)$ reaction to obtain information directly from the recoil properties about the elementary-particle reaction at low-momentum transfer.

One considers the outgoing particles, which may consist of more than two particles so long as the residual nucleus is Mg^{27} , as a single entity with an effective mass w . The quantity w , which is the total energy of these outgoing particles in their own center-of-mass system, is calculated as a "missing mass" based on the observation of the recoil. In the $(p, p\pi^+)$ reaction this mass has particular significance²⁰ since the outgoing particles may indeed be a single

isobar when they leave the nucleus. The relevant kinematic equation is

$$q \cos \theta = (w^2 - 1 + q^2 + 2E\Delta E - \Delta E^2)/2p \quad (1)$$

where q is the momentum transfer, and E and p are the total energy and momentum of the incident proton, all in units of the proton rest mass. The quantity ΔE is the energy transferred to the recoil nucleus and consists of the excitation energy of the residual nucleus, the difference in rest masses of Mg^{27} and Al^{27} , and the kinetic energy of the residual nucleus, all small quantities. Since w^2 is the dominant term on the right hand side of equation 1, it follows that the forward momentum transfer in such a reaction is directly related to w . Since our measurements of FW yield ($q \cos \theta$), we can determine the root-mean-square value of w .

By combining our measurements at 1.7 GeV for $\langle q \cos \theta \rangle$ and $\langle q \sin \theta \rangle$, we obtain $\langle q \rangle^2 = 0.117 \pm 0.009$. Based on this, we assume $q^2 = 0.12 \pm 0.02$ at all energies for substituting in equation 1. We estimate that ΔE consists of 4 ± 2 MeV in excitation energy, 3.1 MeV for the rest mass increase, and 2 MeV in kinetic energy, giving $\Delta E = 0.010 \pm 0.002$. One sees that the ΔE^2 term is completely negligible, and that even the q^2 and $2E\Delta E$ terms are small. The calculated values of $\langle w^2 \rangle^{1/2}$ are listed in the last column of Table II and are plotted in Fig. 3. The value of w at threshold, which consists of the rest mass of a proton and a pion, is plotted in the figure, and the value of w for the first $(3/2, 3/2)$ isobar, $\Delta(1236)$, is indicated by the dashed line. The dominance of this isobar in the region of 1 GeV bombarding energy is indicated by the appearance of a plateau near the mass of the isobar.

These data could be compared directly with elementary-particle data suitably biased for the low momentum transfers selected by the $(p, p\pi^+)$ reaction. However, because of the success of one-pion-exchange theory for this class of elementary-particle data, a comparison with the results of the calculation described in the next section is equivalent.

IV. CALCULATIONS

The calculation performed by Rensberg² for the case of Cu was repeated here for Al and the results for a Fermi energy of 50 MeV are presented in Figs. 1 and 2 as the dotted lines.²¹ As in the previous case the fit to the recoil properties is good but the excitation function fits poorly. Of the two improvements suggested by Selleri,³ the first allows a kinematic factor in the one-pion-exchange theory to be off the mass-shell. This involves replacing the $R(w)$ factor used by Rensberg by

$$R(q^2, w) = 1/2[w^4 - 2(1-q^2)w^2 + (1+q^2)^2]^{1/2}$$

The results of the calculation including this factor are shown by the solid curves in Figs. 1 through 3. There is a very dramatic improvement in the excitation function and the fit to the recoil properties is still good. In fact, considering that there are only two adjustable parameters in this calculation, the Fermi energy and the vertical normalization of the excitation function, the overall agreement with the experimental data is excellent. The second improvement suggested by Selleri is an empirical correction factor to

one-pion-exchange theory which is given by the term

$$\frac{9\mu^2}{10\mu^2 + q^2}$$

This is described as a product of form factors associated with the vertices and the propagator of the exchanged pion. It decreases the importance of the higher momentum transfers. The calculation including both factors is shown by the dashed curves in Figs. 1 and 2. The excitation function is not much affected but now the recoil properties fit poorly. However, the calculation could be brought back to fit the data as well as before by raising the Fermi energy to 75 MeV as shown by the dot-dash curves. It should be noted that a radius parameter, r_0 , of 1.25 fermis would indicate a Fermi energy of only 30 MeV.²²

As discussed by Remsberg² the necessity of fitting with a high Fermi energy may result from two approximations in the nuclear part of the calculation. First, the model of a zero-temperature Fermi gas neglects the presence of the higher momentum components in the nucleus. Secondly, the distortion of the momentum transfer spectrum caused by localization of the reaction site in the nucleus is not taken into account in this calculation. It does not seem likely that either of these factors would be big enough to account for the high Fermi energy.

It must be remembered that the elementary-particle interaction is calculated assuming that the only important diagram is the one in which all the pions are emitted from the vertex containing the bombarding proton. Several

reasons have been given for the suppression in the nuclear reaction of the case where pions are also emitted from the other vertex.^{1,2} However, it could be that the neglect of this effect is the reason the calculated values of $\langle q \cos \theta \rangle$ are too low when a reasonable Fermi energy is used.

Finally in considering the validity of the impulse approximation, which is basic to the calculation, it must be born in mind that the average momentum transfers are low enough to correspond to distances almost as large as nucleon-nucleon separations in the nucleus. Thus one can ask if the presence of the other nucleons in the nucleus might affect the pion form factor since it was derived from data for a free proton target. The consideration of such a question must wait until the calculation is put on a firmer basis by the elimination of the other approximations.

ACKNOWLEDGEMENTS

The authors wish to acknowledge discussions with J. D. Jackson, S. Kaufman, N. Sugarman, and A. Turkevich. We are particularly indebted to T. Ericson for pointing out the importance of the recoil measurements and to F. Selleri for informing us of his work prior to publication. Thanks are also due to R. W. Stoenner and his group for performing the chemical yield analyses and to the operating staffs of the Cosmotron and AGS when this work was being done.

APPENDIX

The target foil was dissolved with heat in a solution consisting of 3 ml conc. HCl, 1 mg Mg carrier, 25 mg Na carrier, and a few drops of HgCl₂ solution to hasten dissolution of the pure Al. To act as F⁻ holdback carrier, there was also present a few drops of 5% NH₄F and a few ml of saturated H₃BO₃. After the foil had dissolved, one ml of the solution was put aside for Na²⁴ assay. To the rest of the solution NaOH was added to precipitate Mg(OH)₂ while keeping the Al in solution. The Mg(OH)₂ was dissolved in HCl and a Fe(OH)₃, CuS₂ scavenge was performed. The supernate was heated, more NH₄OH was added, and the Mg was precipitated by adding dropwise a 5% oxime solution. The solution was filtered and the sample on the filter paper was mounted for counting.

The beakers in which the Mylar foils were to be dissolved contained one mg of Mg carrier which had been evaporated to dryness and dissolved in 7 drops of conc. HNO₃ and 14 drops of conc. HClO₄. After adding the Mylar foils, the beakers were covered with watch glasses and heated to dense white fumes. Then the watch glasses were removed and the solutions were taken to dryness with the help of a hot-air blower. At this point a few drops of dilute NaF solution were added to act later as Na⁺ and F⁻ holdback carriers. More acid was added and the beakers were again evaporated to dryness. The residue was dissolved in HCl and a Fe(OH)₃, CuS₂ scavenge was performed. The Mg oxinate was precipitated and mounted in the same manner as the target foil.

FOOTNOTES AND REFERENCES

1. T. Ericson, F. Selleri, and R. T. Van de Walle, Nucl. Phys. 36, 353 (1962).
2. L. P. Remsberg, Phys. Rev. 138, B572 (1965).
3. F. Selleri, Phys. Rev. XXX, BXXX (1968).
4. P. A. Benioff, Phys. Rev. 119, 316 (1960).
5. M. Ya. Kuznetsova, V. N. Pokrovskii, and V. N. Rybakov, J. Expt. Theoret. Phys. U.S.S.R. 42, 1451 (1962) [trans: Soviet Physics J.E.T.P. 15, 1006 (1962)].
6. J. B. Cumming, G. Friedlander, J. Hudis, and A. M. Poskanzer, Phys. Rev. 127, 950 (1962).
7. A. M. Poskanzer and J. B. Cumming, Bull. Am. Phys. Soc. 8, 325 (1963).
8. C. M. Lederer, J. M. Hollander, and I. Perlman, "Table of Isotopes, Sixth Edition," John Wiley and Sons, Inc., New York, 1967.
9. J. B. Cumming, Ann. Rev. Nucl. Sci. 13, 261 (1963).
10. A. M. Poskanzer, J. B. Cumming, and R. Wolfgang, Phys. Rev. 129, 374 (1963).
11. This is calculated using the cross section of 0.5 mb which has been measured for the production of Mg^{28} from Cu at 2 GeV. See: G. Friedlander, J. M. Miller, R. Wolfgang, J. Hudis, and E. Baker, Phys. Rev. 94, 727 (1954).
12. The values of FW and BW for Mg^{28} from Cu are approximately 1.0 and 0.3 mg/cm^2 at both 0.7 and 3 GeV. See: V. P. Crespo, J. M. Alexander, and E. K. Hyde, Phys. Rev. 131, 1765 (1963).
13. N. A. Bonner, G. Friedlander, L. P. Pepkowitz, and M. L. Perlman, Phys. Rev. 71, 511 (1947).

14. A. Turkevich, private communication.
15. A. Stehney (private communication) has pointed out that the equation for the mean path length of the neutrons from the catchers is only approximate in Ref. 2. However, the difference in the extrapolation was not significant in the present case or in Ref. 2.
16. W. R. Pierson and N. Sugarman, Phys. Rev. 130, 2417 (1963).
17. At 10 GeV we interpolated a value of $8 \pm 5 \mu\text{g}/\text{cm}^2$ for BW.
18. A. M. Poskanzer, Phys. Rev. 129, 385 (1963).
19. T. Ericson, private communication (1962). See also Ref. 7.
20. J. B. Cumming, Phys. Rev. 137, B848 (1965).
21. The value of B was taken to be 6.4 MeV, the separation energy of a neutron from Mg^{27} . It was shown in ref. 1 that σ is approximately proportional to B^2 .
22. The expression for σ has a term P_F^{-3} , where P_F is the Fermi momentum. As in ref. 2 this term, which only affects the vertical normalization, was fixed by choosing a radius parameter of 1.25 fermis. The values of the reduction factor needed to normalize the calculations to fit the data as in Fig. 1 are then 0.38, 0.23, 0.40, and 0.33 for curves 1 to 4, respectively.

Table I. Uncorrected Data.

Energy (GeV)	σ (μb)	FW ($\mu\text{g}/\text{cm}^2$)	BW ($\mu\text{g}/\text{cm}^2$)
0.6	117 \pm 4	495 \pm 17	5.2 \pm 0.9
1.0	152 \pm 5	350 \pm 11	4.2 \pm 1.4
1.7	152 \pm 4	265 \pm 8	5.4 \pm 0.6
1.7 ^a	189 \pm 9	234 \pm 11	19.4 \pm 1.1
2.9	125 \pm 4	213 \pm 9	11.3 \pm 3.4
10	83 \pm 3	240 \pm 11	
28	75.8 \pm 2.0	238 \pm 10	18 \pm 2
28 ^b	248 \pm 13	108 \pm 6	34 \pm 3
1.7		110 \pm 6 ^c	

^aIn this experiment the Al and Mylar thicknesses were each increased by a factor of five.

^bFor this experiment a normal target was sandwiched between two pieces of 0.013-in. Al.

^cThe target was oriented at 10° to the beam and this is the value of PW, where P is half of the fraction of the activity recoiling into the two catcher foils.

Table II. Data Corrected for the Secondary Reaction and Scattering

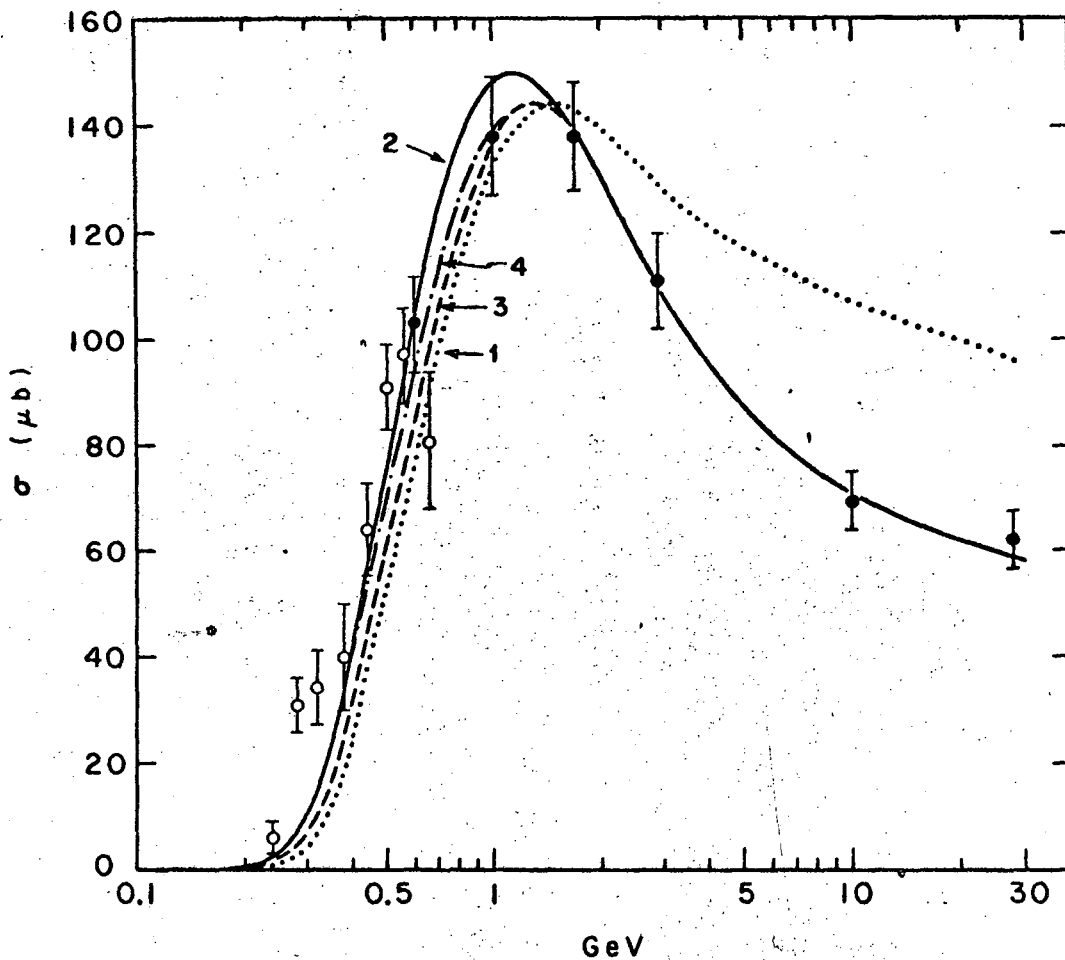
Energy (GeV)	σ (μb)	FW ($\mu\text{g}/\text{cm}^2$)	BW ($\mu\text{g}/\text{cm}^2$)	FW ^a ($\mu\text{g}/\text{cm}^2$)	$\langle q \cos \theta \rangle$ ($m_0 c$)	$\langle w^2 \rangle^{1/2}$ (m_0)
0.6	103±5	555±25	-0.9±3.5	555±25	0.367±0.016	1.34±0.02
1.0	138±6	380±15	-0.3±2.8	380±15	0.268±0.011	1.35±0.02
1.7	138±5	287±11	1.0±2.4	287±11	0.218±0.008	1.40±0.02
2.9	111±5	234±12	6.6±4.8	227±13	0.185±0.011	1.49±0.03
10	69±4	280±19		272±20	0.211±0.016	2.36±0.08
28	62±3 1/2	281±19	10.0±5.1	271±20	0.211±0.016	3.65±0.14
1.7		116±7 ^b		370±22 ^c	0.264±0.016 ^d	

^aCorrected for scattering also.

^bThis value is FW.

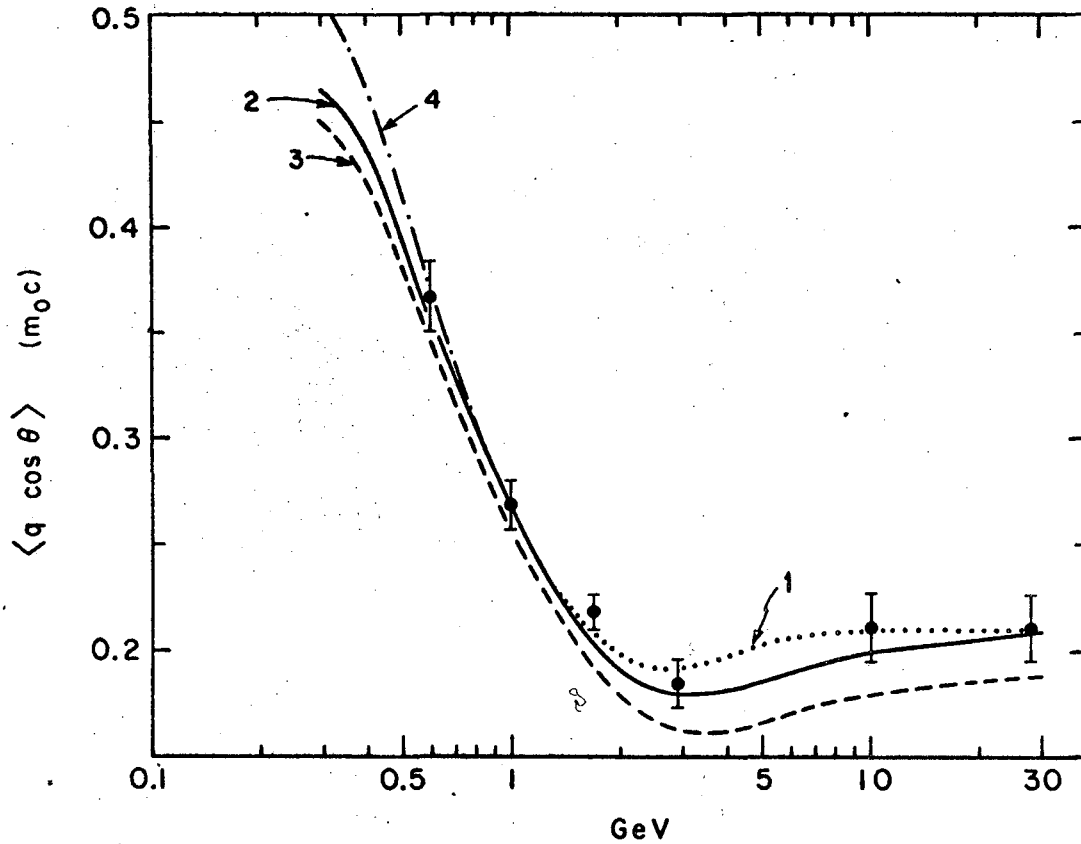
^cThis value is π FW corrected for the 10° angle of the target to the beam.

^dThis value is $\langle q \sin \theta \rangle$.



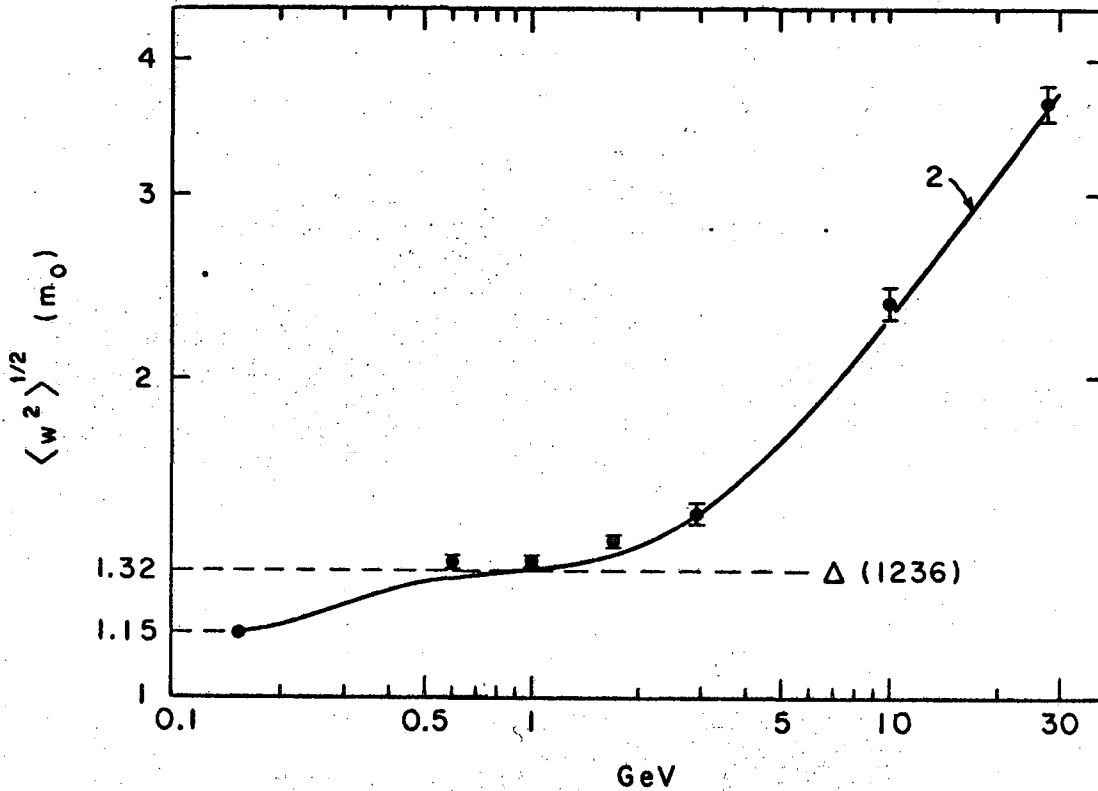
XBL6710-5534

Figure 1.
Excitation function for the $Al^{27}(p, p\pi^+)Mg^{27}$ reaction. The solid points are from this work. The open points are from Ref. 5 and have been multiplied by the factor 0.60. Curve 1 (dotted) is calculated as described in Ref. 2. Curve 2 (solid) includes the off-the-mass-shell factor. Curve 3 (dashed) also includes the pion form factor. Curve 4 (dot-dashed) is the same as Curve 3 with the Fermi energy raised to 75 MeV. Where the curve is not shown, it lies underneath the solid curve.



XBL6710-5532

Figure 2.
Plotted against incident proton energy is the average forward momentum transfer as derived from the forward recoil measurements, FW. For an explanation of the curves, see the caption of Fig. 1.



XBL6710-5533

Figure 3.

The root-mean-square value of the "missing mass" as derived from $\langle q \cos \theta \rangle$ by two-body kinematics is plotted versus incident proton energy. The point at $\langle w^2 \rangle^{1/2} = 1.15$ indicates the threshold of the reaction and the line labeled $\Delta(1236)$ indicates the mass of the first $(3/2, 3/2)$ isobar. The curve is calculated including the off-the-mass-shell factor with a Fermi energy of 50 MeV.

This report was prepared as an account of Government sponsored work. Neither the United States, nor the Commission, nor any person acting on behalf of the Commission:

- A. Makes any warranty or representation, expressed or implied, with respect to the accuracy, completeness, or usefulness of the information contained in this report, or that the use of any information, apparatus, method, or process disclosed in this report may not infringe privately owned rights; or
- B. Assumes any liabilities with respect to the use of, or for damages resulting from the use of any information, apparatus, method, or process disclosed in this report.

As used in the above, "person acting on behalf of the Commission" includes any employee or contractor of the Commission, or employee of such contractor, to the extent that such employee or contractor of the Commission, or employee of such contractor prepares, disseminates, or provides access to, any information pursuant to his employment or contract with the Commission, or his employment with such contractor.

