

UC Santa Barbara

UC Santa Barbara Previously Published Works

Title

Linewidth narrowing in self-injection-locked on-chip lasers.

Permalink

<https://escholarship.org/uc/item/24c892fr>

Journal

Light, science & applications, 12(1)

ISSN

2095-5545

Authors

Alkhazraji, Emad
Chow, Weng W
Grillot, Frédéric
[et al.](#)

Publication Date

2023-06-01

DOI

10.1038/s41377-023-01172-9

Peer reviewed

ARTICLE

Open Access

Linewidth narrowing in self-injection-locked on-chip lasers

Emad Alkhazraji¹, Weng W. Chow², Frédéric Grillot³, John E. Bowers⁴ and Yating Wan¹

Abstract

Stable laser emission with narrow linewidth is of critical importance in many applications, including coherent communications, LIDAR, and remote sensing. In this work, the physics underlying spectral narrowing of self-injection-locked on-chip lasers to Hz-level lasing linewidth is investigated using a composite-cavity structure. Heterogeneously integrated III-V/SiN lasers operating with quantum-dot and quantum-well active regions are analyzed with a focus on the effects of carrier quantum confinement. The intrinsic differences are associated with gain saturation and carrier-induced refractive index, which are directly connected with 0- and 2-dimensional carrier densities of states. Results from parametric studies are presented for tradeoffs involved with tailoring the linewidth, output power, and injection current for different device configurations. Though both quantum-well and quantum-dot devices show similar linewidth-narrowing capabilities, the former emits at a higher optical power in the self-injection-locked state, while the latter is more energy-efficient. Lastly, a multi-objective optimization analysis is provided to optimize the operation and design parameters. For the quantum-well laser, minimizing the number of quantum-well layers is found to decrease the threshold current without significantly reducing the output power. For the quantum-dot laser, increasing the quantum-dot layers or density in each layer increases the output power without significantly increasing the threshold current. These findings serve to guide more detailed parametric studies to produce timely results for engineering design.

Introduction

Quantum-confinement-based quantum-well (QW) and quantum-dot (QD) semiconductor laser diodes are the primary options for solid-state light sources, owing to their excellent characteristics of power efficiency, high-temperature operation, small form-factors, etc. While QWs have been adopted for years in commercialized products, QDs are of interest due to their zero-dimensional (0-D) density of states and atom-like degeneracy^{1–4}. Since their first demonstration in 1994⁵, QD lasers have long surpassed their QW counterparts in terms of low transparency current density, high-temperature stability, and reduced sensitivity to external

feedback and material defects^{1,2,6,7}. The gain bandwidth of QDs can be engineered to emit a wide range of wavelengths throughout the near-infrared window by leveraging the inherent line-broadening effects^{8,9}. Moreover, QDs are associated with a theoretical-zero linewidth enhancement factor (α_H). The much reduced α_H in QDs, compared to QWs, leads to larger damping rates (thus higher coherence collapse thresholds), less frequency chirping, ultrafast gain dynamics, suppressed filamentation, less vulnerability to noise and optical feedback, and easier frequency/phase stabilization in QD devices^{1,10,11}.

That said, although homogeneous and inhomogeneous broadening phenomena in QDs are advantageous from the aforementioned viewpoints, they can adversely impact the purity of emission with comparatively high phase (or frequency) noise and, in turn, wide lasing intrinsic linewidths. For decades, several techniques have been investigated and employed to stabilize resonators. Compared to electronic means of laser stabilization, optical injection

Correspondence: Weng W. Chow (wwchow@sandia.gov) or Yating Wan (yating.wan@kaust.edu.sa)

¹Integrated Photonics Lab, King Abdullah University of Science and Technology, Thuwal 23955, Saudi Arabia

²Sandia National Laboratories, Albuquerque, NM 87185-1086, USA

Full list of author information is available at the end of the article

© The Author(s) 2023



Open Access This article is licensed under a Creative Commons Attribution 4.0 International License, which permits use, sharing, adaptation, distribution and reproduction in any medium or format, as long as you give appropriate credit to the original author(s) and the source, provide a link to the Creative Commons license, and indicate if changes were made. The images or other third party material in this article are included in the article's Creative Commons license, unless indicated otherwise in a credit line to the material. If material is not included in the article's Creative Commons license and your intended use is not permitted by statutory regulation or exceeds the permitted use, you will need to obtain permission directly from the copyright holder. To view a copy of this license, visit <http://creativecommons.org/licenses/by/4.0/>.

locking^{12,13} is a more compact and cost-effective alternative in which a stable narrow-linewidth emission is injected into the laser's cavity to stabilize ('lock') its subsequent emissions^{14,15}. Injection locking has been achieved and demonstrated in different forms, including the "master-slave" configuration via an external active pure seeding source¹⁶, the Pound–Drever–Hall technique via a stable cavity¹⁷, optical feedback injection (a.k.a. self-injection locking) via external optical circuits¹⁸, Bragg¹⁹ or holographic²⁰ gratings in Littrow or Littman configurations, high-finesse Fabry–Perot (FP) cavities, etc²¹.

In an integrated photonic setting, self-injection locking can be realized by locking the emission of a laser diode to one or more eigenmodes of a high- Q integrated microring resonator. Since the first demonstration in 1998²² and based on the theoretical foundation^{23–26}, high- Q crystalline and integrated microring resonators have been extensively utilized to achieve narrow linewidths^{22,27–30}, low-noise photonic microwave oscillators³¹, and soliton comb generators^{14,32}. In such a paradigm, the laser diode, along with the microring resonator, may be perceived as a composite resonator whose eigenmodes extend into free space. This composite resonator/free-space combination possesses its own resonance modes with additional benefits of selective mode suppression, power enhancement, and frequency stabilization against chirping effects and cavity-length fluctuation^{33–35}. When a component of the laser's emission is in resonance with one of the so-called whispering gallery modes of the microresonator, i.e., a composite-cavity mode, optical feedback injection occurs in the form of intracavity Rayleigh backscattering off the surface and volumetric nonidealities of the microresonator.

In microring resonators, the Silicon Nitride (SiN) platform has gained a great deal of popularity due to its comparatively low guiding losses, low thermo-optic coefficients, compatibility with the CMOS platform, being free from two-photon absorption in the telecom window, and high degree of Kerr nonlinearity for modulation and microcomb generation but simultaneously negligible Raman and Brillouin nonlinearities that limit the maximum allowed optical power^{36–38}. With the aid of self-injection locking, hybrid integrated III–V lasers to chip-based SiN microresonators have been widely utilized to realize chip lasers and soliton microcomb sources^{14,30,39–43} with linewidths as narrow as 40 mHz³⁰, competing with state-of-the-art fiber lasers. That said, heterogeneous integration of III–V lasers with SiN microresonators offers more stability, higher-volume production, compactness, and extra features with demonstrated performance far exceeding that of solitary III–V lasers grown on native platforms^{36,44,45}. However, these demonstrations were performed on traditional off-the-shelf lasers. Only very recently, the first demonstration of integrating a high- Q microring resonator with a

high quantum-confinement-based laser was reported⁴⁴. In that work, an InP/Si multi-QW distributed feedback (DFB) laser was heterogeneously integrated with a high- Q SiN microring resonator on a monolithic Si substrate. This enabled a linewidth narrowing from 60 kHz to 25 Hz with self-injection locking with a 30-dB reduction in phase noise exhibited at a frequency offset of 300 kHz. That said, no experimental reports exist to date of an integrated QD laser with a SiN resonator in this context. The achieved linewidths at the tens of Hz level greatly surpass its intrinsic limitation of spectral impurity. This maturing of heterogeneous laser technology intensified the exploration of complex integrated III–V and Si/SiN optical configurations.

In this work, we perform a first-of-its-kind parametric analysis on self-injection locking in III–V/SiN composite cavities made up of QW- and QD lasers and ultrahigh- Q SiN resonators. As such complex quantum structures, we investigate the effects of active medium parameters, namely, the number of QW and QD layers and the average QD density per layer, over the optical and spectral performance characteristics. Unlike traditional theoretical works treating linewidth narrowing via external cavities in traditional lasers^{23–26} by focusing on the cavity-coupling dynamics, this work uniquely investigates linewidth narrowing enabled by their quantum-confined active mediums. This work analyzes and compares QW and QD active medium archetypes in terms of the major differences in injection locking and linewidth narrowing arising from carrier quantum confinement and associated density of state functions, gain saturation, and carrier-induced refractive index fluctuations (typically cast in terms of α_H)^{46,47}.

Lastly, we perform a multi-objective optimization study considering different laser performance criteria (objective functions). Previous reports exist in literature on optimizing the stability and locking range of self-injection locking via high- Q resonators focusing on parameters concerning the injection-locking mechanism itself^{48,49}, such as the coupling strength, roundtrip time, frequency detuning, and pump coupling efficiency. Instead, in this work, we focus on the design parameters of the QW/QD active region in addition to the injection current density as optimization variables to optimize the laser performance in the locked regime in terms of linewidth-narrowing and power efficiency. The aim of this work is to uncover the effects of growth design parameters of such complex systems and facilitate design and engineering decision-making in the future while shedding light on underlying physics involved in the observed effects.

Results

To investigate the differences between the QD and QW gain regions in terms of linewidth narrowing resulting

from self-injection locking in the coupled III–V/SiN compound cavity, a generic 1-d compound cavity structure was utilized. As depicted in Fig. 1a, two coupled resonators with cavity-quality factors Q_1 and Q_2 represent the III–V and SiN sections, respectively. Both resonators are coupled via an effective coupling transmission of $T_1 = 0.01$ and an outcoupling transmission of $T_2 = 0.02$. Meanwhile, the cavity length and refractive index of the SiN resonator were set as $L_1 = 4$ mm and $n_1 = 2.1$, respectively, and as $L_2 = 600$ μm and $n_2 = 3.6$ for the III–V section, respectively. The results of this investigation are attained by following the formulated theoretical analysis we laid in ref. ⁵⁰ to firstly obtain the eigenmodes of the passive compound cavity, followed by numerically solving for the time evolution of the intensity and frequency of each eigenmode due to the III–V active medium. Anchoring of the theoretical model is provided by measurements on QW and QD DFB lasers presented in ref. ⁵¹ and ref. ⁵², respectively.

Figure 1b shows the calculated resonance profile for each of the III–V and SiN cavities in resonance with each other, showing two closely spaced composite-cavity resonances, i.e., resonant narrow (rn) and resonant wide (rw), with splitting determined by T_1 . Each resonance is composed of multiple composite-cavity modes. The linewidths and Q factors of the uncoupled cavities are 550 MHz and 3.9×10^5 for the III–V cavity and 60 MHz and 3.6×10^6 for the SiN cavity. Figure 1c, d depicts a sketch exemplifying an active region comprised of 6 layers of QWs and QDs, respectively. It was assumed that an intracavity filter, such as a

distributed Bragg reflector (DBR), enabled a single quasi-Fox–Li mode operation at the rn resonance. First, the composite-cavity mode frequencies and eigenfunctions were calculated. For the rn resonance, the resolution of the Fox–Li mode required a few hundred composite-cavity modes. The composite-cavity eigenfunctions were used to compute the mode confinement and overlap factors. Then, mode intensities and lasing frequencies were computed.

Integrated III–V/SiN QW laser

Figure 2a shows the steady-state solution for the full-width-at-half-maximum (FWHM) of the laser linewidth as a function of the injection current densities (J) and different numbers of QW layers. The corresponding output optical power at each operation point on the surface is color-coded. At any fixed J , the output power increases with the number of QW layers due to the increased active medium volume, leading to larger differential gain and smaller quasi-Fermi-level separation⁵³. To better visualize the trends with increasing the QW layers, Fig. 2b depicts the device's optical power and FWHM at $J = 3J_{th}$ along with the wall-plug efficiency (WPE), which is defined as the total output optical power divided by the total input electrical power. The optical power at $J = 3J_{th}$ shows a nearly-linear increase with the QW layers at a rate of 0.85. On the other hand, the WPE surprisingly decreased from $\sim 2.5\%$ to $\sim 1\%$ as the number of QW layers increased from 2 to 7. The efficiency degradation is indicative of increased QW losses and can adversely impact the device's performance^{53,54}. One of the

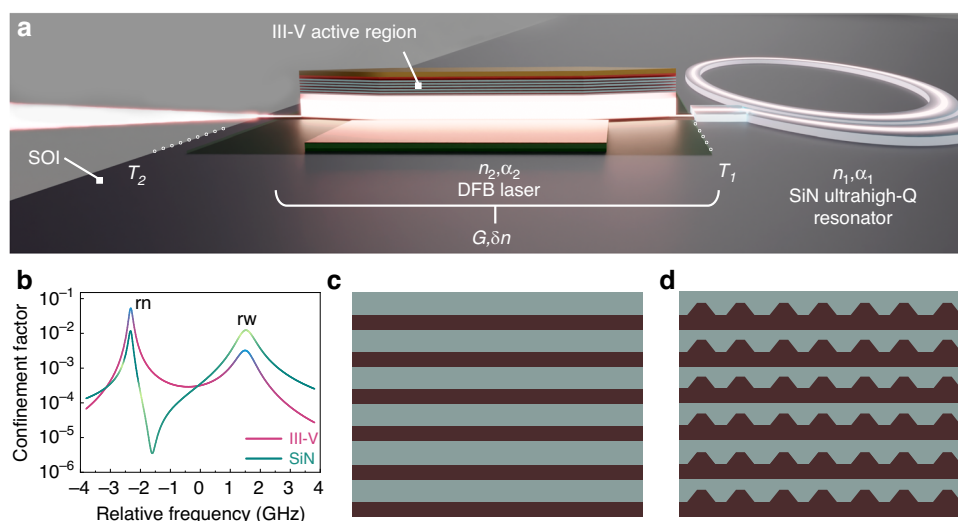
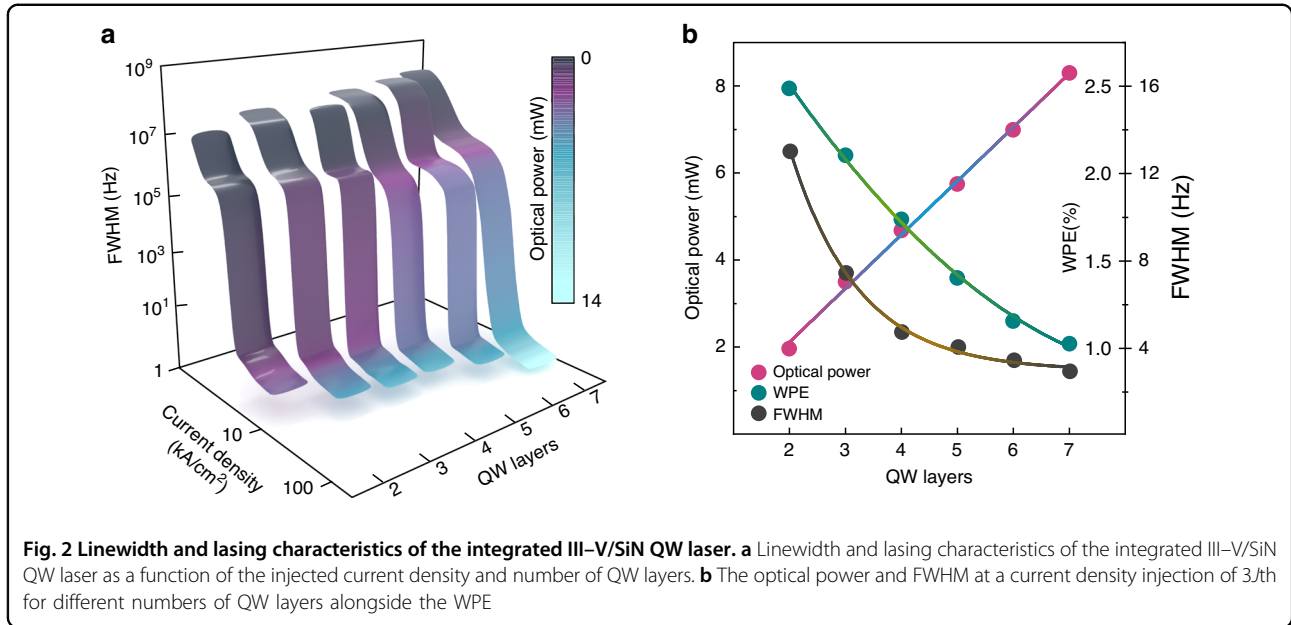


Fig. 1 Basic III–V/SiN coupled-cavity configuration used in the calculations. **a** Schematic of the III–V/SiN coupled-cavity structure. Input to the laser theory and connection to experimental devices is through the passive cavity resonances and Q factors, as well as an effective coupling between cavities T_1 . The gain and carrier-induced refractive index (G and δn , respectively) are calculated from the laser theory. **b** Two resonances of the coupled system in the III–V and SiN cavities. Each composite mode contributes to a point in the resonances. Together, they produce the finite-width (Fox–Li) quasi-mode resonances caused by outcoupling. The resonances are labeled rn and rw for resonant narrow and resonant wide. **c, d** Illustrations of the two active region structures of QWs (**c**) and QDs (**d**)



major reasons behind the observed low WPEs is the low outcoupling transmission T_2 , which limited the external quantum efficiency, and in turn, the WPE. We adopted such a low T_2 , i.e. a high effective reflectivity R_2 , to account for the coupling mechanism between the III-V active medium and Si waveguide as well as to focus on the intracavity dynamics and maximize the interactions and observed effects of linewidth narrowing inside the coupled cavity. In practice, however, the actual value of T_2 can be increased, along with the external quantum efficiency and WPE, by tuning the design of the DFB cavity, as well as optimizing the coupling mechanism, e.g., coupling tapers or photonic crystals, between the III-V active medium and Si waveguide. The actual experimental device may also suffer from effects stemming from the poor transport of carriers across multi-QWs. Carrier distribution non-uniformity can lead to dissimilar populations of carriers in different wells; each is independently in equilibrium with its own quasi-Fermi level⁵⁵.

From a spectral perspective, the linewidth narrowing in an integrated III-V/SiN laser can be observed in Fig. 2a to take place in three stages: Immediately pass the lasing threshold from gain clamping, according to the Schawlow-Townes description; an intermediate region, where locking to the high-Q SiN passive resonator begins to take place; and at sufficiently high injection current, total locking of III-V laser and SiN resonator is achieved, leading to significant linewidth reduction. However, it can also be observed from Fig. 2a that the locking mechanism becomes more demanding and occurs at higher currents with increased QW layers. In other words, as the active medium's volume increases, locking conditions become more stringent due to the elevated injection ratio requirement.

It is worth pointing out that the locked spontaneous-emission-limited linewidths predicted here are within an order of magnitude of the range experimentally measured for the integrated InP/Si QW lasers reported in ref. ⁴⁴. With that said, in terms of absolute FWHM, more QW layers resulted in narrower linewidths for any given J . Specifically, increasing the number of QW layers from 2 to 4 reduced the linewidth FWHM from 13 to 4.5 Hz. We ascribe this to the appreciable reduction in α_H due to the increased differential gain ($\partial G/\partial n_c$), owing to the increased carrier density of states at the band edge. α_H quantifies the amplitude-phase fluctuation coupling of semiconductor lasers under current injections that alter the carrier distribution. It is a key parameter in semiconductor lasers that characterizes not only the linewidth broadening effects but also many other aspects of the laser dynamics, such as frequency chirp, optical feedback effects, the formation of optical frequency combs, and the self-injection-locking detuning. In the late 1960s, the concept of phase-amplitude coupling in semiconductor lasers was observed^{56,57}, which was later quantified by Henry in his renowned paper²⁶ as α_H . It was defined as the ratio between the derivatives of the real and imaginary parts of the susceptibility χ , which in essence are the derivatives (with respect to carrier density n_c) of the effective refractive index (δn) and the optical gain of the medium (G), respectively:

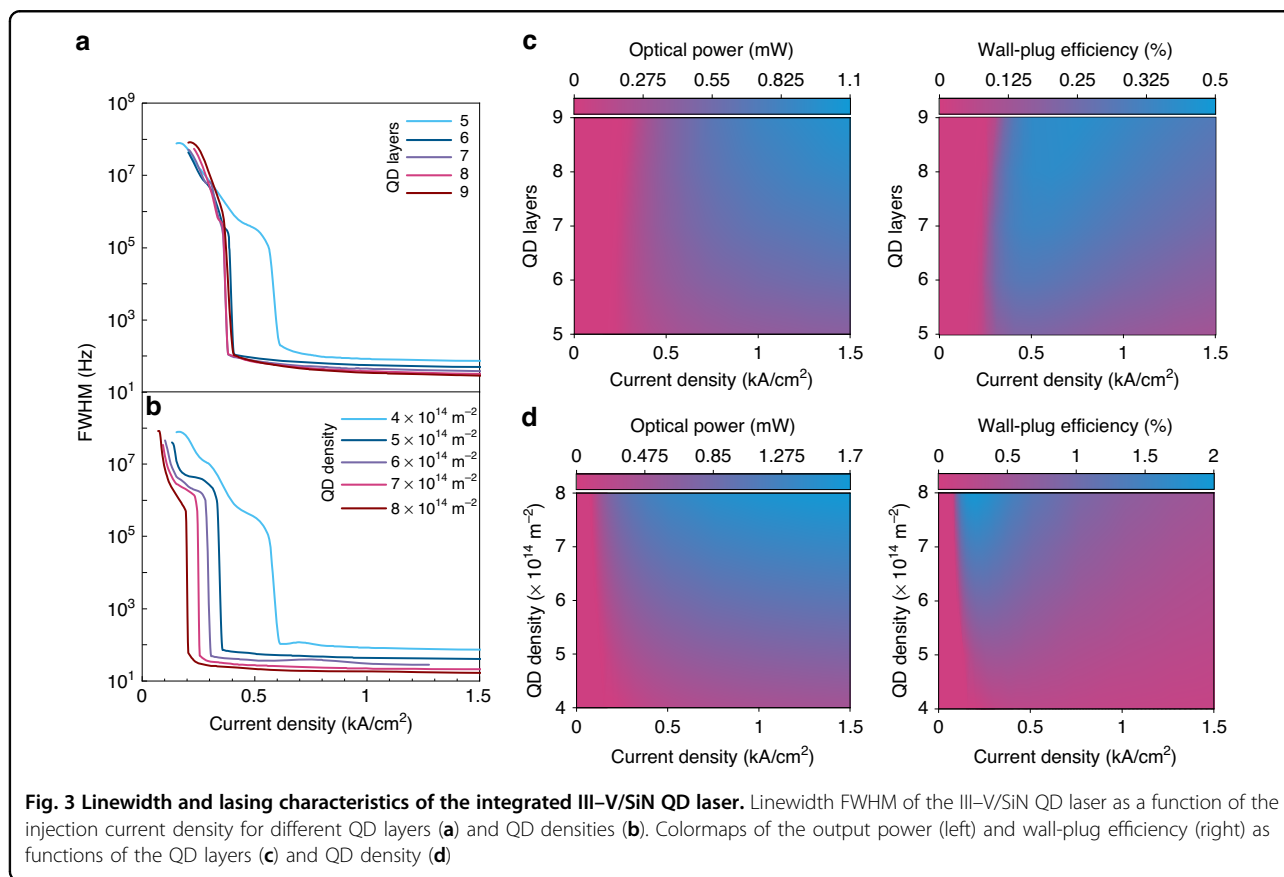
$$\alpha_H = \frac{\partial \chi' / \partial n_c}{\partial \chi'' / \partial n_c} = -\frac{4\pi}{\lambda} \cdot \frac{\partial \delta n / \partial n_c}{\partial G / \partial n_c} \quad (1)$$

where the optical susceptibility is $\chi = \chi' + i\chi''$, the intensity gain is $G = -K\chi''$, the carrier-induced refractive

index is $\delta n = n\chi'/2$, $K = 2\pi/n\lambda$ is the wavevector, n is the background refractive index, and λ is the laser wavelength. The linewidth enhancement factor may be used to gauge the extent of carrier-induced refractive index influence on semiconductor laser properties, such as linewidth and sensitivity to optical feedback. In laser theory, there is a linear as well as nonlinear contributions to the carrier-induced refractive index change, *viz.*, frequency pulling and pushing, respectively⁵⁸. As shown in Eq. 1, α_H is typically evaluated with the linear susceptibility, *i.e.*, assuming only total carrier density dependence. In this case, derivations of quantitative relations between α_H and laser spectral properties are possible because the linear assumption is valid under quasi-equilibrium condition, and simple Class B rate equations adequately describe the laser behavior. However, we found in the stimulations of III–V/SiN lasers operating close to spontaneous-emission-limited linewidth, nonlinear effects become appreciable, resulting in intracavity laser intensity dependence in α_H . An indication of the appreciable nonlinear contributions is the rollover in an L–I curve. These nonlinearities may be described by the gain compression and frequency pushing contributions. Their presence sufficiently complicates the multimode laser field equations that we are presently

unable to derive expressions for relating α_H to, for example, the laser linewidth. Nevertheless, the improved linewidth performance with more added layers comes from reducing the lasing carrier density, which contributes to a higher differential gain⁵⁹, and hence a larger denominator in Eq. 1. The increase in $\partial G/\partial n_c$ (dominator of Eq. 1) with more QW layers is reflected in the higher rate of power increase in Fig. 2a with respect to injected carriers as the number of QW layers increases. In addition, higher intracavity laser intensity increases the frequency pushing contribution, counteracting the frequency pulling (linear) contribution, leading to a smaller numerator. Equally, if not more, important is that the increased intracavity laser fields also increase the frequency locking term in our laser equations, thus allowing the final step towards Hz or sub-Hz linewidth.

That said, when the number of QW layers was increased beyond four, diminishing returns in the FWHM reduction were observed with the lowest FWHM of ~ 3 Hz with 7 QW layers, compared to the 4.5 Hz with 4 QW (see Fig. 2b). Such behavior suggests that a tradeoff is in play in the enhancement of the linewidth between the carrier-induced change in refractive index and the differential gain. This hinders the attainable benefits of increasing the number of QW layers beyond a certain point. In a later part of this



manuscript, we perform a multi-objective optimization investigation considering different laser performance criteria (objective functions).

Integrated III–V/SiN QD laser

Next, a similar examination was followed on the performance of the integrated III–V/SiN QD laser with two design parameters, *viz.*, the number of QD layers in the active medium and the average dot density per layer. With a fixed dot density of $4 \times 10^{14} \text{ m}^{-2}$, Fig. 3a shows the change in the linewidth FWHM with the current density as a function of the number of QD layers. Similarly, at a fixed number of QD layers of five, Fig. 3b shows the change in the linewidth FWHM with the current density as a function of the QD density. Like the QW device, increasing the QD layers or dot density reduced the linewidth FWHM. For instance, increasing the number of QD layers from 5 to 6 appreciably reduced the FWHM (at $J = 3/\text{th}$) from $\sim 200 \text{ Hz}$ to $\sim 75 \text{ Hz}$ (-62.5%), while increasing the QD layers beyond that point resulted in diminishing returns, *i.e.*, narrowing from ~ 75 to $\sim 45 \text{ Hz}$ at the cost of the extra 4 QD layers. Similarly, the linewidth FWHM linearly decreased from ~ 97 to $\sim 30 \text{ Hz}$ (-70% decline at a rate of $-17 \times 10^{-14} \text{ Hz/m}^{-2}$), when doubling the dot density from 4×10^{14} to $8 \times 10^{14} \text{ m}^{-2}$. In both QW and QD devices, after full locking, the linewidth decreases with intracavity intensity, which increases with the number of layers for both QW and QD devices.

On the other hand, contrary to the observed trend in the QW device, attainment of locking becomes easier, *i.e.*, taking place at a lower current density, with increased QD layers/density (notice the point of steep linewidth reduction in Fig. 3a, b). We attribute the difference in the linewidth performance between the QW and QD lasers to the difference in their α_H , being nearly zero in the latter. This is a result of the frequency pulling in QWs being dependent on carrier density (due to their asymmetric carrier density distribution) while being independent of carrier density in QDs (due to their symmetric inhomogeneously broadened carrier density distribution).

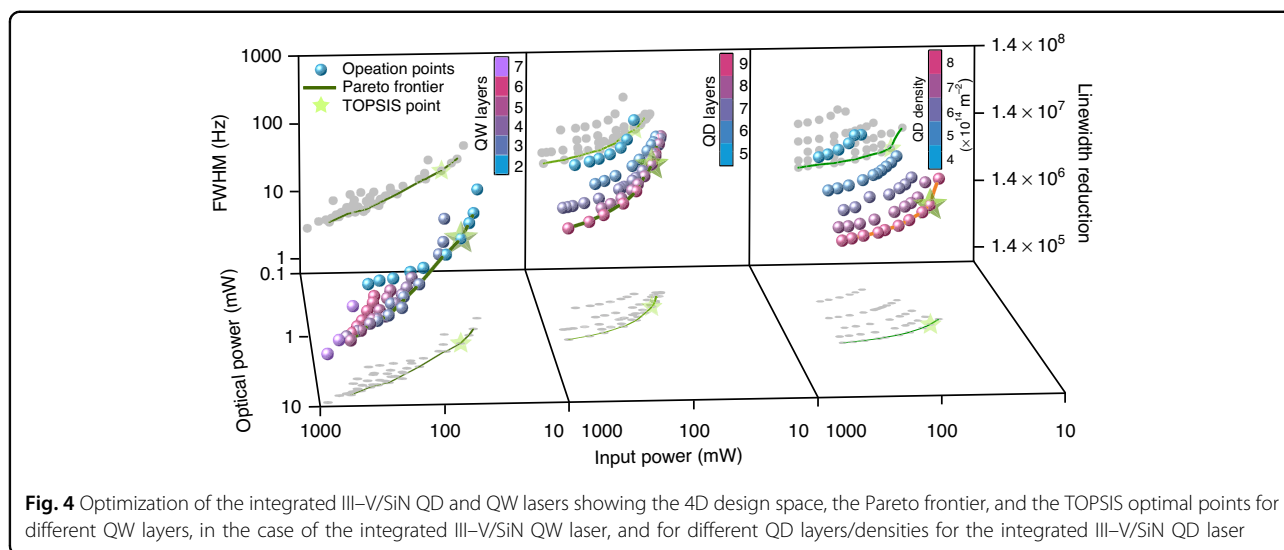
QDs are typically grown via the Stranski–Krastanov mode. The resulting inherent size dispersive nature gives rise to homogeneous and inhomogeneous broadening phenomena. Therefore, in terms of absolute linewidth, QDs are sometimes associated with broader linewidths compared to the less quantum-confined nanostructures, *e.g.*, QWs. However, self-injection-locking can drastically reduce their linewidth FWHM, owing mainly to their near-zero α_H – a distinctive feature of QDs. Via self-injection locking, the threshold current of the locked mode to which the bias current contributes the most is decreased. Meanwhile, the modal gain of the other modes is reduced due to the decreased carrier occupation probabilities⁶⁰. α_H strongly depends on the occupation

probability of carriers in the individual QDs, such that the lower the occupation probability, the lower α_H is¹¹. In other words, increasing the QD layers or density translates to a lower carrier occupation probability per QD group as the total number of dots increases. Consequently, this leads to a smaller α_H , and ultimately a stronger linewidth reduction and easier attainment of injection locking.

On another front, in terms of power and efficiency, Fig. 3c shows 2D colormaps of the output power (left) and wall-plug efficiency (right) of the QD device as functions of the injection current density and the number of layers. Figure 3d shows the same, albeit for different QD densities, instead of number of layers. Much like the case of the QW laser, either increasing the number of QD layers or dot density per layer resulted in higher optical powers for any fixed J (any vertical slice of Fig. 3c (left) or Fig. 3d (left)), which can be attributed to the increased effective volume of the active medium^{61,62}. Furthermore, any horizontal slice of Fig. 3c (left) or Fig. 3d (left) gives the L–I relation for that particular number of QD layers/density. That said, Fig. 3c (right) and Fig. 3d (right) show that the efficiency increases with increasing the QD layers/density for any fixed current density (any vertical slice of Fig. 3c and d). This is in stark contrast to the observed reduction in efficiency with more layers in the case of the QW counterpart. In addition, any horizontal slice of Fig. 3c (right) or Fig. 3d (right) also indicates that the efficiency is maximum right after the locking point and starts to decay as the current increases (L–I rollover). Like bulk and QW structures, QDs suffer from defect losses, yet to a much lesser degree due to their strong confinement associated with their 0-D density of states.

Parameter optimization and engineering considerations

The complexity of the optimal operation point and design parameters have been analyzed in the integrated III–V/SiN QW and QD lasers, with several tradeoffs in play between competing parameters with a few conflicting performance criteria. In the following, we perform a multi-objective optimization of the performance parameters of the III–V/SiN QW and QD lasers, taking into account four objective functions (criteria) with respect to the number of QW/QD layers, QD surface density per layer, and injection current density as optimization variables. In this optimization process, the adopted objective functions are: minimizing the input power, maximizing the output optical power, maximizing the wall-plug efficiency, and minimizing the intrinsic linewidth FWHM (maximizing the linewidth narrowing due to self-injection locking). Figure 4 shows the 4-dimensional design space of the III–V/SiN QW and QD lasers showing the FWHM and input and output powers of each point. Furthermore, the shown colormaps indicate the number of layers (or QD density) of each point. The projections of each point



on the XY and XZ planes are also depicted in gray for clarity. It is worth mentioning that only points beyond the locking point are considered here. Firstly, a genetic algorithm was employed to obtain the Pareto frontier for each device (traced by the green curves in Fig. 4) consisting of a set of Pareto optimality points, defined as the set of points where no performance criterion can objectively be made better off. In other words, for each point outside of the Pareto frontier, there exists at least one point on the Pareto frontier that is objectively better in at least one performance criterion. Ultimately, the Pareto frontier serves as a guide to which points are viable to consider as a potential optimal point. Rather than crudely picking a set of optimal points manually, the genetic algorithm serves a systematic way to achieve that by quantifying where each point stands in terms of the considered objective functions and then highlighting a border of objectively superior points (i.e., the Pareto frontier). The Pareto frontier provides the most feasible alternatives to the device designer, who can validly pick any point along it based on their desired requirements and priorities, extending beyond the investigated sample points.

Thereafter, we followed with the Technique for Order of Preference by Similarity to Ideal Solution (TOPSIS), a multi-criteria decision-making algorithm developed by Hwang and Yoon⁶³. In the realm of integrated photonics, power consumption remains an essential attribute in order to satiate the demand for reduced switching and operation power consumption in the tele- and data-com industries, which gave rise to Si photonics in the first place⁶⁴. Meanwhile, although the intrinsic linewidth is of great significance, all the considered points here are already within the locking range of the III-V/SiN coupled cavity with substantially low FWHM for all intents and purposes. Therefore, minimizing power consumption was adopted as the most pressing concern.

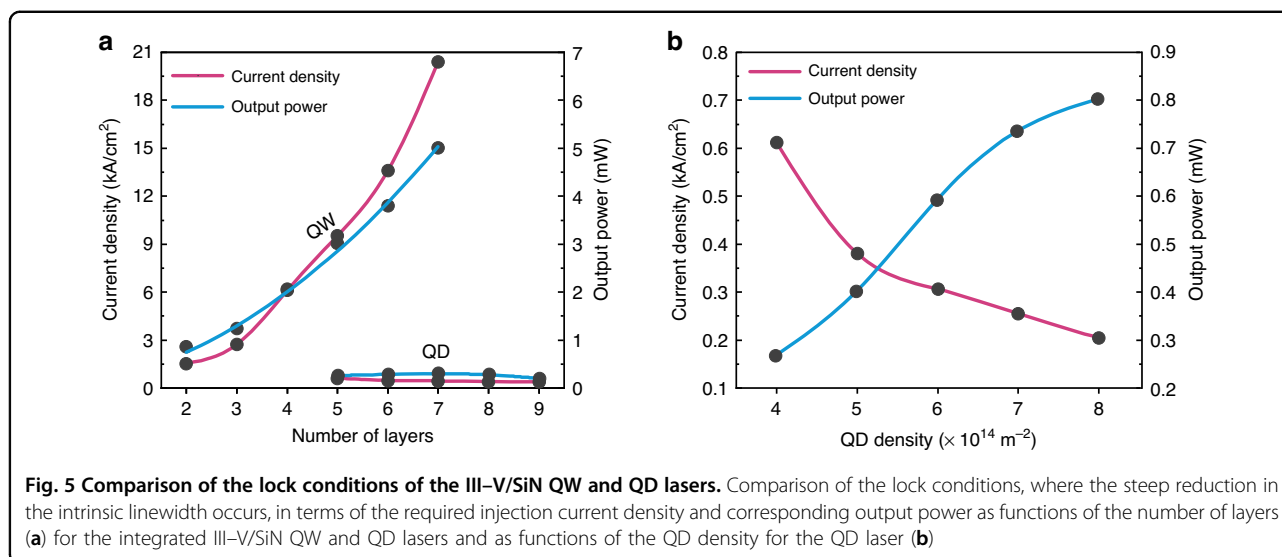
Following this, the obtained optimal operation point for each case is shown in Fig. 4. For the integrated III-V/SiN QW laser, the optimal point was found to be that of an input power of ~ 54 mW, an output optical power of ~ 1.4 mW, a linewidth FWHM of ~ 18 Hz, and a wall-plug efficiency of $\sim 2.6\%$. This point is obtained with 2 QW layers and an injection current density of ~ 2 kA/cm². Considering the associated power consumption, minimizing the number of QW layers and maintaining moderate current density injection are recommended.

Conversely, the optimal point for the integrated III-V/SiN QD laser was found to be manifested with 8 QD layers and an injection current density of ~ 0.5 kA/cm² (~ 52 mW input power), resulting in an output optical power of ~ 0.43 mW and a linewidth FWHM of ~ 67 Hz. Similarly, in terms of the dot density, the TOPSIS optimal point was found to be of an output optical power of ~ 0.96 mW and a linewidth FWHM of ~ 30 Hz, obtained with 8×10^{-14} m⁻² QD density and an injection current density of ~ 0.25 kA/cm². In other words, contrary to the III-V/SiN QW case, the analysis shows that maximizing the number of QD layers or QD density yields optimal performance parameters when injected with low current density.

The corresponding input powers of ~ 54 and ~ 52 mW would translate into a switching energy consumption of ~ 5.4 and ~ 5.2 pJ/bit, given a 10 Gbit/s direct modulation in an ON-OFF Keying (OOK) modulation format. This was estimated based on the fact that 54(52) mW means 5.4(5.2) mJ of input energy is distributed among 10 billion bits every second.

Discussion

In this section, we compare the locking phenomenon in both integrated III-V/SiN QW and QD devices. To that end, Fig. 5a illustrates the effect of increasing the number



of layers in both devices on the locking threshold condition, i.e., the onset of self-injection locking, in terms of the required current density, alongside the corresponding output optical power. Similarly, Fig. 5b shows the effect of increasing the QD density while fixing the number of QD layers to five. At first glance, the selling point of each device becomes rather apparent. On the one hand, the coupled integrated III-V/SiN QW laser offers more optical power, which only grows larger with more added QW layers. However, this is achieved at the expense of drastically increased current density and input power requirements, adversely diminishing the quantum and wall-plug efficiency. This is where the integrated III-V/SiN QD laser shines. While it indeed lags behind the QW counterpart in terms of absolute output optical power, injection locking and the steep reduction in the linewidth of the integrated III-V/SiN QD laser take place at a much lower current density (and input power) with increased QD layers or QD density. Improving the efficiency and reducing locking requirements can therefore be achieved with increased QD density or layers, unlike the QW counterpart. Nonetheless, although increasing either the QD layers or QD density yielded similar trends in the examined performance parameters, these trends were much stronger with increasing the dot density per layer. We attribute this to the substantially higher QD packing density (dots per unit volume) in the former approach. This is because increasing the QD layers entails more QW layers, in which each QD layer is embedded, in addition to capping/barrier layers. This, in turn, would drastically dilute the active medium's dot packing density compared to increasing the QD surface density per layer, allowing for better realization and utilization of the QD attractive features.

The results also indicate an important point. Typically, standalone freerunning QW lasers suffer from high α_H

that are further elevated with injection current. At the same time, QD lasers suffer from wide extrinsic linewidths. However, introducing the SiN microring resonator here enabled both integrated III-V/SiN devices—when locked—to circumvent these linewidth-related drawbacks, as both devices are able to achieve similar linewidth performance, even at higher current injections. Yet, the QD-based device does so more efficiently, while the QW emits higher optical powers.

Methods

To carry out the modal intensities and lasing frequencies within the compound cavity, we followed the formulated theoretical analysis given in ref. ⁵⁰. The theoretical approach includes (a) multimode laser interaction to treat mode competition and wave mixing, (b) quantum-optical contributions from spontaneous emission and (c) composite laser/free-space eigenmodes to describe outcoupling and coupling among components within an extended cavity. Table 1 depicts the common composite-cavity structure and gain medium parameters of the integrated III-V/SiN QD and QW lasers. The gain medium parameters were extracted from the QW and QD DFB lasers presented in ref. ⁵¹ and ref. ⁵², respectively. The fact that the gain medium parameters of both devices are identical is predicted by quantum kinetic calculations, owing to the balance among different Coulomb correlation contributions^{56,65,66}. It also indicates that the obtained results in this analysis are exclusively based on the difference between 0-D and 2-D carrier densities of states.

Depending on various parameters, the performance of presently fabricated devices may differ from what theoretical analyses predict because of extrinsic factors. This is particularly true when considering exceedingly complex

Table 1 Parameters for integrated III–V/SiN QD and QW lasers

Region	Parameter	Symbol	QD	QW
Composite cavity	QW height	h_{qw} (nm)	8 nm	
	Waveguide height	h_{wg} (μm)	0.2 μm	
	Stripe width	w (μm)	4.9 μm	
	SiN cavity Q factor	Q_{SiN}	3.6×10^6	
	III–V cavity Q factor	$Q_{\text{III-V}}$	3.9×10^5	
	Spontaneous-emission factor	β	0.003	
Gain medium	QW height	h_{qw} (nm)	8 nm	
	Dephasing rate	γ (s^{-1})	10^{12} s^{-1}	
	Population relaxation rate	γ_{ab} (s^{-1})	10^{12} s^{-1}	
	Defect loss rate	γ_{nr} (s^{-1})	10^9 s^{-1}	
	Bimolecular recombination rate	B_{3d} ($\text{m}^3 \text{ s}^{-1}$)	$10^{-16} \text{ m}^3 \text{ s}^{-1}$	
	Lateral confinement factor	Γ_{xy}	0.20	0.28
	Inhomogeneous broadening	Δ_{inh} (meV)	10	–

structures such as the investigated III–V /SiN QD integrated lasers, whose fabrication has proven to be extremely challenging. In that regard, the aim of this work is to guide ongoing experiments by modeling device behavior over a broader parameter space that is experimentally practical. For that goal, top-level device models depending on phenomenological input parameters, as is often the case with basic rate equations, are inadequate. Instead, we adopted an approach that directly connects microscopically (i.e., at the level of electrons and holes) to band structure and optical design, where there is a high degree of practical control and predictability thanks to the considerable progress in growth technology and to the highly matured semiconductor and silicon fabrication techniques.

Acknowledgements

This research was supported by King Abdullah University of Science and Technology (KAUST) Research Funding (KRF) under Award No. ORA-2022-5314, Advanced Research Projects Agency-Energy (ARPA-E) No. DE-AR000067, the U.S. Department of Energy under Contract No. DE-AC04-94AL85000 and the American Institute for Manufacturing (AIM) Integrated Photonics. This work was performed, in part, at the Center for Integrated Nanotechnologies, an Office of Science User Facility operated for the U.S. Department of Energy (DOE) Office of Science.

Author details

¹Integrated Photonics Lab, King Abdullah University of Science and Technology, Thuwal 23955, Saudi Arabia. ²Sandia National Laboratories, Albuquerque, NM 87185-1086, USA. ³LTCI, Télécom Paris, Institut

Polytechnique de Paris, 91120 Palaiseau, France. ⁴Department of Electronic and Computer Engineering, University of California – Santa Barbara, Santa Barbara, CA 93106, USA

Author contributions

E.A. and Y.W. performed the parametric study, optimization, and data analysis. W.W.C. conceptualized the idea and extended the multimode laser theory to Q.W. and Q.D. lasers. F.G. and J.E.B. contributed to connecting simulation results to Q.D. experiments and applications, as well as connection to III–V/Silicon integration.

Conflict of interest

The authors declare no competing interests.

Received: 14 January 2023 Revised: 25 April 2023 Accepted: 26 April 2023
Published online: 28 June 2023

References

- Bimberg, D. & Pohl, U. W. Quantum dots: promises and accomplishments. *Mater. Today* **14**, 388–397 (2011).
- Mirin, R. P. et al. 1.3 μm photoluminescence from InGaAs quantum dots on GaAs. *Appl. Phys. Lett.* **67**, 3795–3797 (1995).
- Coldren, L. A., Corzine, S. W. & Mašanović, M. L. *Diode Lasers and Photonic Integrated Circuits* (John Wiley & Sons, Hoboken, 2012).
- Norman, J. C. et al. Perspective: the future of quantum dot photonic integrated circuits. *APL Photonics* **3**, 030901 (2018).
- Kirstaedter, N. et al. Low threshold, large T_0 injection laser emission from (InGa)As quantum dots. *Electron. Lett.* **30**, 1416–1417 (1994).
- Shang, C. et al. Perspectives on advances in quantum dot lasers and integration with Si photonic integrated circuits. *ACS Photonics* **8**, 2555–2566 (2021).
- Wan, Y. et al. Quantum dot lasers and amplifiers on silicon: recent advances and future developments. *IEEE Nanotechnol. Mag.* **15**, 8–22 (2021).
- Besombes, L. et al. Acoustic phonon broadening mechanism in single quantum dot emission. *Phys. Rev. B* **63**, 155307 (2001).
- Asryan, L. V. & Suris, R. A. Inhomogeneous line broadening and the threshold current density of a semiconductor quantum dot laser. *Semicond. Sci. Technol.* **11**, 554–567 (1996).
- Smowton, P. M. et al. Filamentation and linewidth enhancement factor in InGaAs quantum dot lasers. *Appl. Phys. Lett.* **81**, 3251–3253 (2002).
- Melnik, S., Huyet, G. & Uskov, A. V. The linewidth enhancement factor of quantum dot semiconductor lasers. *Opt. Express* **14**, 2950–2955 (2006).
- Lang, R. Injection locking properties of a semiconductor laser. *IEEE J. Quantum Electron.* **18**, 976–983 (1982).
- Hadley, G. Injection locking of diode lasers. *IEEE J. Quantum Electron.* **22**, 419–426 (1986).
- Voloshin, A. S. et al. Dynamics of soliton self-injection locking in optical microresonators. *Nat. Commun.* **12**, 235 (2021).
- Ratkoceri, J. & Batagelj, B. Injection-locked range and linewidth measurements at different seed-laser linewidths using a Fabry–Pérot laser-diode. *Opt. Quantum Electron.* **50**, 402 (2018).
- Khan, M. T. A. et al. 100 Gb/s single channel transmission using injection-locked 1621 nm quantum-dash laser. *IEEE Photonics Technol. Lett.* **29**, 543–546 (2017).
- Drever, R. W. P. et al. Laser phase and frequency stabilization using an optical resonator. *Appl. Phys. B* **31**, 97–105 (1983).
- Shemis, M. A. et al. Broadly tunable self-injection locked InAs/InP quantum-dash laser based Fiber/FSO/Hybrid Fiber-FSO communication at 1610 nm. *IEEE Photonics J.* **10**, 7902210 (2018).
- Volodin, B. L. et al. Wavelength stabilization and spectrum narrowing of high-power multimode laser diodes and arrays by use of volume Bragg gratings. *Opt. Lett.* **29**, 1891–1893 (2004).
- Steckman, G. J. et al. Volume holographic grating wavelength stabilized laser diodes. *IEEE J. Sel. Top. Quantum Electron.* **13**, 672–678 (2007).
- Laurent, P., Clairon, A. & Breant, C. Frequency noise analysis of optically self-locked diode lasers. *IEEE J. Quantum Electron.* **25**, 1131–1142 (1989).

22. Vassiliev, V. V. et al. Narrow-line-width diode laser with a high-Q microsphere resonator. *Opt. Commun.* **158**, 305–312 (1998).
23. Kazarinov, R. & Henry, C. The relation of line narrowing and chirp reduction resulting from the coupling of a semiconductor laser to passive resonator. *IEEE J. Quantum Electron.* **23**, 1401–1409 (1987).
24. Henry, C. Phase noise in semiconductor lasers. *J. Lightwave Technol.* **4**, 298–311 (1986).
25. Fleming, M. & Mooradian, A. Spectral characteristics of external-cavity controlled semiconductor lasers. *IEEE J. Quantum Electron.* **17**, 44–59 (1981).
26. Henry, C. Theory of the linewidth of semiconductor lasers. *IEEE J. Quantum Electron.* **18**, 259–264 (1982).
27. Pavlov, N. G. et al. Narrow linewidth diode laser self-injection locked to a high-Q microresonator. *AIP Conf. Proc.* **1936**, 020005 (2018).
28. Liang, W. et al. Ultralow noise miniature external cavity semiconductor laser. *Nat. Commun.* **6**, 7371 (2015).
29. Kondratiev, N. M. et al. Self-injection locking of a laser diode to a high-Q WGM microresonator. *Opt. Express* **25**, 28167–28178 (2017).
30. Li, B. H. et al. Reaching fiber-laser coherence in integrated photonics. *Opt. Lett.* **46**, 5201–5204 (2021).
31. Liang, W. et al. High spectral purity Kerr frequency comb radio frequency photonic oscillator. *Nat. Commun.* **6**, 7957 (2015).
32. Pavlov, N. G. et al. Narrow-linewidth lasing and soliton Kerr microcombs with ordinary laser diodes. *Nat. Photonics* **12**, 694–698 (2018).
33. Santis, C. T. et al. Quantum control of phase fluctuations in semiconductor lasers. *Proc. Natl Acad. Sci. USA* **115**, E7896–E7904 (2018).
34. Shakir, S. A. & Chow, W. W. Semiclassical theory of coupled lasers. *Opt. Lett.* **9**, 202–204 (1984).
35. Wang, X. G. et al. Frequency noise suppression of optical injection-locked quantum cascade lasers. *Opt. Express* **26**, 15167–15176 (2018).
36. Xiang, C. et al. High-performance lasers for fully integrated silicon nitride photonics. *Nat. Commun.* **12**, 6650 (2021).
37. Liu, J. Q. et al. High-yield, wafer-scale fabrication of ultralow-loss, dispersion-engineered silicon nitride photonic circuits. *Nat. Commun.* **12**, 2236 (2021).
38. Gyger, F. et al. Observation of stimulated Brillouin scattering in silicon nitride integrated waveguides. *Phys. Rev. Lett.* **124**, 013902 (2020).
39. Stern, B. et al. Battery-operated integrated frequency comb generator. *Nature* **562**, 401–405 (2018).
40. Raja, A. S. et al. Electrically pumped photonic integrated soliton microcomb. *Nat. Commun.* **10**, 680 (2019).
41. Jin, W. et al. Hertz-linewidth semiconductor lasers using CMOS-ready ultra-high-Q microresonators. *Nat. Photonics* **15**, 346–353 (2021).
42. Fan, Y. W. et al. Hybrid integrated InP-Si₃N₄ diode laser with a 40-Hz intrinsic linewidth. *Opt. Express* **28**, 21713–21728 (2020).
43. Stern, B. et al. Compact narrow-linewidth integrated laser based on a low-loss silicon nitride ring resonator. *Opt. Lett.* **42**, 4541–4544 (2017).
44. Xiang, C. et al. Laser soliton microcombs heterogeneously integrated on silicon. *Science* **373**, 99–103 (2021).
45. Guo, J. et al. Chip-based laser with 1-hertz integrated linewidth. *Sci. Adv.* **8**, eabp9006 (2022).
46. Arakawa, Y. & Yariv, A. Quantum well lasers - gain, spectra, dynamics. *IEEE J. Quantum Electron.* **22**, 1887–1899 (1986).
47. Asada, M., Miyamoto, Y. & Suematsu, Y. Gain and the threshold of three-dimensional quantum-box lasers. *IEEE J. Quantum Electron.* **22**, 1915–1921 (1986).
48. Galiev, R. R. et al. Optimization of laser stabilization via self-injection locking to a whispering-gallery-mode microresonator. *Phys. Rev. Appl.* **14**, 014036 (2020).
49. Galiev, R. R. et al. Mirror-assisted self-injection locking of a laser to a whispering-gallery-mode microresonator. *Phys. Rev. Appl.* **16**, 064043 (2021).
50. Chow, W. W. et al. Analysis of the spontaneous emission limited linewidth of an integrated III–V/SiN laser. *Laser Photonics Rev.* **16**, 2100620 (2022).
51. Fang, A. W. et al. A distributed feedback silicon evanescent laser. *Opt. Express* **16**, 4413–4419 (2008).
52. Wan, Y. et al. High speed evanescent quantum-dot lasers on Si. *Laser Photonics Rev.* **15**, 2100057 (2021).
53. Smowton, P. M. et al. Non-uniform carrier distribution in multi-quantum-well lasers. *Appl. Phys. Lett.* **83**, 419–421 (2003).
54. Nagarajan, R. et al. Effects of carrier transport on high-speed quantum well lasers. *Appl. Phys. Lett.* **59**, 1835–1837 (1991).
55. Tessler, N. & Eistenstein, G. On carrier injection and gain dynamics in quantum well lasers. *IEEE J. Quantum Electron.* **29**, 1586–1595 (1993).
56. Haug, H. & Haken, H. Theory of noise in semiconductor laser emission. *Z. Phys. A Hadrons Nucl.* **204**, 262–275 (1967).
57. Lax, M. Quantum noise. X. density-matrix treatment of field and population-difference fluctuations. *Phys. Rev.* **157**, 213–231 (1967).
58. Sargent III, M., Scully, M. O. & Lamb Jr, W. E. *Laser Physics* (Addison-Wesley, Reading, 1974).
59. Yamada, M. et al. Calculation of lasing gain and threshold current in GaAs-AlGaAs multiquantum-well lasers. *Trans. IECE Jpn.* **E68**, 102–108 (1985).
60. Mirdadashi, H., Sheikhey, M. M. & Baghban, H. Dynamics and spectral characteristics of quantum dot semiconductor lasers under optical injection-locking. *Phys. Scr.* **95**, 025802 (2020).
61. Solomon, G. S. et al. Vertically aligned and electronically coupled growth induced InAs islands in GaAs. *Phys. Rev. Lett.* **76**, 952–955 (1996).
62. Mesaritakis, C. et al. Effect of the number of quantum dot layers and dual state emission on the performance of InAs/InGaAs passively mode-locked lasers. *Appl. Phys. Lett.* **101**, 251115 (2012).
63. Hwang, C.-L. & Yoon, K. *Multiple Attribute Decision Making: Methods and Applications* (CRC Press, New York, 2011).
64. Miller, D. A. B. Device requirements for optical interconnects to silicon chips. *Proc. IEEE* **97**, 1166–1185 (2009).
65. Chow, W. W. et al. Carrier correlation effects in a semiconductor laser medium. *IEEE J. Sel. Top. Quantum Electron.* **3**, 136–141 (1997).
66. Lorke, M., Jahnke, F. & Chow, W. W. Excitation dependences of gain and carrier-induced refractive index change in quantum-dot lasers. *Appl. Phys. Lett.* **90**, 051112 (2007).