

UC Irvine

UC Irvine Previously Published Works

Title

Search for resonant WZ production in the fully leptonic final state in proton–proton collisions at $s=13$ TeV with the ATLAS detector

Permalink

<https://escholarship.org/uc/item/284186vz>

Journal

European Physical Journal C, 83(7)

ISSN

1434-6044

Authors

Aad, G

Abbott, B

Abbott, DC

et al.

Publication Date

2023

DOI

10.1140/epjc/s10052-023-11437-7

Copyright Information

This work is made available under the terms of a Creative Commons Attribution License, available at <https://creativecommons.org/licenses/by/4.0/>

Peer reviewed



Search for resonant WZ production in the fully leptonic final state in proton–proton collisions at $\sqrt{s} = 13$ TeV with the ATLAS detector

ATLAS Collaboration*

CERN, 1211 Geneva 23, Switzerland

Received: 1 September 2022 / Accepted: 8 January 2023 / Published online: 18 July 2023
© CERN for the benefit of the ATLAS collaboration 2023

Abstract A search for a WZ resonance, in the fully leptonic final state (electrons or muons), is performed using 139 fb^{-1} of data collected at a centre-of-mass energy of 13 TeV by the ATLAS detector at the Large Hadron Collider. The results are interpreted in terms of a singly charged Higgs boson of the Georgi–Machacek model, produced by WZ fusion, and of a Heavy Vector Triplet, with the resonance produced by WZ fusion or the Drell–Yan process. No significant excess over the Standard Model prediction is observed and limits are set on the production cross-section times branching ratio as a function of the resonance mass for these processes.

Contents

1	Introduction	1
2	The ATLAS detector	2
3	Data and Monte Carlo samples	3
4	Object reconstruction and identification	5
5	Event selection	6
5.1	Baseline selection of WZ events	6
5.2	Drell–Yan process selection	6
5.3	Vector boson fusion process selection	6
6	Background estimation	8
7	Systematic uncertainties	9
7.1	Theoretical uncertainties	9
7.2	Experimental uncertainties	10
8	Results	10
8.1	Statistical analysis strategy	10
8.2	Data and background comparisons	11
8.3	Impact of systematic uncertainties	11
8.4	Limits on the production of heavy resonances	11
9	Conclusions	14
	Appendix	16
	References	18

* e-mail: atlas.publications@cern.ch

1 Introduction

Searches for diboson resonances provide an essential test of theories of electroweak symmetry breaking beyond the Standard Model (BSM): new charged scalar diboson resonances arise in various models with an extended Higgs sector [1–3] and vector resonances are predicted in various BSM scenarios [4–9]. In this article, a search for a WZ resonance produced via either the Drell–Yan process or vector-boson fusion (VBF) is conducted in the fully leptonic decay channel $\ell\nu\ell\ell$ ($\ell = e$ or μ) in proton–proton (pp) collisions. The pp collision data, with an integrated luminosity of 139 fb^{-1} , were collected by the ATLAS detector [10] at the Large Hadron Collider (LHC) at a centre-of-mass energy of $\sqrt{s} = 13$ TeV.

In the Minimal Supersymmetric Standard Model the tree-level coupling of the charged Higgs boson to WZ is loop-induced [11], and therefore strongly suppressed compared to fermionic couplings. Tree-level coupling to massive vector bosons, is, however, present in extensions of the Standard Model (SM) with higher-isospin scalar fields [12–14]. In this article, the Georgi–Machacek (GM) model [15, 16] is used as a benchmark. Because it preserves custodial symmetry at tree level, it is not strongly constrained [17]. The GM model extends the Higgs sector of the Standard Model by including one real and one complex triplet. A parameter, $\sin\theta_H$, representing the mixing of the vacuum expectation values, determines the contribution of the triplets to the masses of the W and Z bosons. The physical scalar states are organized into different custodial multiplets: a fiveplet ($H_5^{++}, H_5^+, H_5^0, H_5^-, H_5^{--}$) that is fermiophobic but couples to W and Z bosons, a triplet, and two singlets, one of which is identified as the observed 125 GeV Higgs boson with SM properties. Single production of H_5^\pm occurs by vector-boson fusion and, in this analysis, the assumption that the triplet states are heavier than the fiveplet scalars implies that it can only decay to $W^\pm Z$. The cross-section is proportional to $\sin^2\theta_H$. The singly charged members of this fiveplet are the object of the present search in the VBF channel.

Parameterized Lagrangians [18–20] incorporating a Heavy Vector Triplet (HVT) allow the results of searches for vector resonances to be interpreted in a generic way. In this article, a simplified phenomenological Lagrangian [19] is used. The new heavy vector resonance, W' , couples to the Higgs field and longitudinally polarized SM gauge bosons by virtue of the equivalence theorem [21], and this coupling is parameterized by the product of two parameters $g_V c_H$. It couples to the fermions via the combination $(g^2/g_V)c_F$, where g is the SM SU(2) gauge coupling. The parameter g_V represents the typical strength of the vector-boson interaction, while the parameters c_H and c_F are expected to be of the order of unity in most models. The vector-boson scattering process, $pp \rightarrow W' jj \rightarrow WZjj$, is only sensitive to the gauge boson coupling and, in this case, the benchmark model used to interpret the results assumes no coupling of the heavy vector resonance to fermions.

In nearly all of the parameter space explored in the present analysis and for both benchmark models, the intrinsic width of the resonance is below 4%, which is less than the experimental resolution. Results are provided for the VBF and Drell–Yan production modes separately for the HVT process, neglecting possible signal leakage between them since the VBF contribution is quite small relative to Drell–Yan, always below 1%, and since the VBF benchmark model considered here assumes no coupling to fermions. Representative Feynman diagrams for the production and decay of the heavy resonances searched for in the present analysis are shown in Fig. 1.

Searches for a W' in an extended gauge model, decaying to WZ in the fully leptonic mode, at $\sqrt{s} = 8$ TeV with 20 fb^{-1} of data have been performed by the ATLAS [22] and CMS [23] Collaborations. The present analysis extends searches for resonant WZ production, performed by ATLAS in Run 2 of the LHC using pp collision data at $\sqrt{s} = 13$ TeV [24], with 36 fb^{-1} of integrated luminosity.

Exclusion limits from searches of diboson resonances with different final states are summarized in Refs. [25–27]. The results from searches for heavy VV and VH vector resonances ($V = W$ or Z) and their combination, based on Run 1 data and on Run 2 data in the fully hadronic ($qqqq$), semileptonic ($lvqq$, $llqq$, $\nu\nu qq$), and fully leptonic ($llll$, $lvll$, $ll\nu\nu$) final states are given in Refs. [28–33]. The various decay channels generally differ in sensitivity in different mass regions. The fully leptonic channel is found to be more sensitive to resonances with mass below ~ 1 TeV because of the low background, in spite of the low branching ratio. For the VBF process, the present analysis aims to complement previous explorations of the HVT phase space since other channels are mostly insensitive when the coupling of the heavy vectors to fermions is close to zero.

Limits on the GM model have also been set, based on an analysis of opposite-charge WW production by ATLAS [34],

using data at $\sqrt{s} = 13$ TeV. Searches [35, 36] by the CMS Collaboration for a singly-charged and a doubly-charged Higgs boson, produced via VBF and decaying respectively into WZ and WW in the fully leptonic mode, using an integrated luminosity of 137 fb^{-1} , have yielded limits on the coupling parameter of the GM model, assuming degenerate masses of H_5^\pm and $H_5^{\pm\pm}$. Upper bounds at 95% confidence level (CL) on $\sin\theta_H$ vary between ~ 0.2 and 0.55 in the mass range 200–2000 GeV. In the present analysis, in addition to the larger data set, several improvements relative to the previously published analysis [24] have been implemented, most notably the implementation of multivariate techniques for the VBF signal selection.

2 The ATLAS detector

The ATLAS detector [10] has a cylindrical geometry with a nearly 4π coverage in solid angle.¹ The inner detector (ID), consisting of silicon pixel, silicon microstrip and transition radiation detectors, is surrounded by a thin superconducting solenoid providing a 2 T axial magnetic field. It allows precise reconstruction of tracks from charged particles and measurement of their momenta up to a pseudorapidity of $|\eta| = 2.5$. High-granularity lead/liquid-argon (LAr) sampling electromagnetic and steel/scintillator-tile hadron calorimeters, at larger radius, provide energy measurements in the central pseudorapidity range $|\eta| < 1.7$. In the endcap and forward regions, LAr calorimeters for both the electromagnetic and hadronic energy measurements extend the region of angular acceptance up to $|\eta| = 4.9$. Outside the calorimeters, the muon spectrometer incorporates multiple layers of trigger and tracking chambers in a magnetic field produced by a system of superconducting toroid magnets, enabling an independent precise measurement of muon track momenta for $|\eta| < 2.7$. The ATLAS trigger system consists of a hardware-based level-1 trigger followed by a software-based high-level trigger [37]. An extensive software suite [38] is used in the reconstruction and analysis of real and simulated data, in detector operations, and in the trigger and data acquisition systems of the experiment.

¹ ATLAS uses a right-handed coordinate system with its origin at the nominal interaction point (IP) in the centre of the detector and the z -axis along the beam pipe. The x -axis points from the IP to the centre of the LHC ring, and the y -axis points upwards. Cylindrical coordinates (r, ϕ) are used in the transverse plane, ϕ being the azimuthal angle around the z -axis. The pseudorapidity is defined in terms of the polar angle θ as $\eta = -\ln \tan(\theta/2)$. Angular distance is measured in units of $\Delta R \equiv \sqrt{(\Delta\eta)^2 + (\Delta\phi)^2}$.

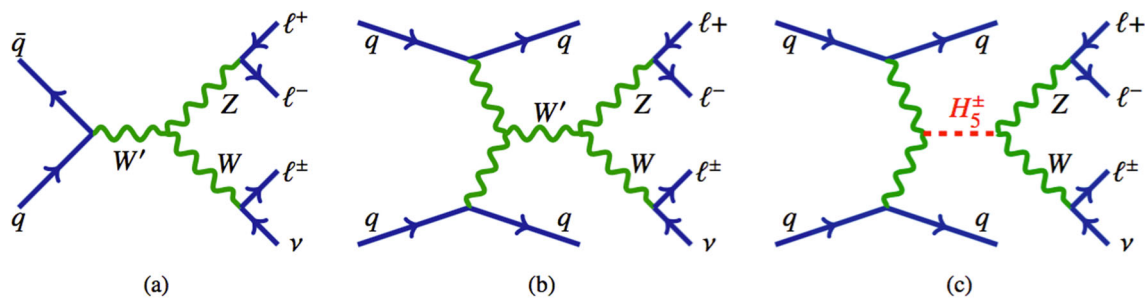


Fig. 1 Representative Feynman diagrams for heavy resonance production and decay to WZ bosons **a** HVT W' production via Drell–Yan, **b** HVT W' production via vector boson fusion and **c** GM H_5^\pm production via vector boson fusion. The subsequent decays to the $\ell^+\ell^-\ell^\pm\nu$ are also shown

3 Data and Monte Carlo samples

The data used were collected from 2015 to 2018 with the ATLAS detector from pp collisions at a centre-of-mass energy of 13 TeV at the LHC, and initially selected by requiring that a set of quality criteria for detector and data conditions be satisfied [39].

Events were required to pass combinations of single-electron or single-muon triggers [40,41]. The transverse momentum (p_T) thresholds of the leptons in 2015 were 24 GeV for electrons and 20 GeV for muons, with both satisfying a loose isolation requirement based only on ID track information. Due to the higher instantaneous luminosity in 2016–2018 the trigger threshold was increased to 26 GeV for both the electrons and muons, and tighter isolation requirements were applied. An additional electron (muon) trigger with a p_T threshold of 60 (50) GeV and no isolation requirement, and a single-electron trigger requiring $p_T > 120$ GeV with less restrictive electron identification criteria, were used to increase the selection efficiency, which reached almost 100%, relative to the offline selections [40,41]. With these conditions, the integrated luminosity used in this analysis is 139 fb^{-1} .

Simulated signal events and background processes with prompt leptons were used to model the benchmark physics processes and optimize the selection cuts. They were produced by Monte Carlo (MC) generators with the detector response modelled by the GEANT toolkit [42,43] integrated into the ATLAS simulation infrastructure. For some samples, the calorimeter response is obtained from a fast parameterized detector simulation [44], instead of full simulation by GEANT. The effect of multiple interactions in the same and neighbouring bunch crossings (pile-up) was modelled by overlaying the simulated hard-scattering event with inelastic pp events generated with PYTHIA 8.186 [45] using the NNPDF2.3LO set of parton distribution functions (PDF) [46] and the A3 set of tuned parameters (tune) [47]. The distribution of the number of pile-up events reproduces the bunch structure and the average number of interactions per bunch crossing in the various run periods. A pileup weight

is defined, which is applied to Monte Carlo to correct for the difference between the distribution of average number of interactions used to produce the sample and that measured for the recorded data. For all samples, except those generated with SHERPA [48], the EVTGEN 1.2.0 program [49] was used to simulate the properties of the b - and c -hadron decays.

The GM VBF benchmark signal samples, $pp \rightarrow H_5^\pm jj \rightarrow W^\pm Z jj \rightarrow \ell^\pm \nu \ell^+ \ell^- jj$, vetoing W or Z bosons in the s -channel, were produced with MADGRAPH 2.7.2 [50] at next-to-leading order (NLO) in QCD [1,51]; the generator is referred to as MADGRAPH hereafter. The signal simulation is produced for the mass range 200 GeV to 1 TeV in the H_5 -plane defined in Refs. [1,52], using the tool GMCALC [53]. The parameter $\sin \theta_H$ was set to 0.5 for masses up to 800 GeV and 0.25 for higher masses to be compatible with present constraints [52]. The matrix element calculation employed the NNPDF3.0NLO [54] set of PDFs. Events were interfaced to PYTHIA 8.186 for the modelling of the parton shower, hadronization, and underlying event, using the A14 tuning parameters [55] and with the dipole recoil shower scheme to prevent the generation of excess central jet radiation [56]. For these samples, a minimum p_T of 15 GeV (10 GeV) for the jets (leptons) was required during event generation. The signal samples were produced in 25 GeV mass steps up to 600 GeV and 100 GeV mass steps up to 1 TeV.

Two benchmark models of HVT production via the Drell–Yan process, $qq' \rightarrow W' \rightarrow WZ \rightarrow \ell\nu\ell\ell$, are used to interpret the results. Model A is typical of weakly coupled vector resonances arising from an extension of the SM gauge group [57] with an additional SU(2) symmetry, and the branching ratios to fermions and gauge bosons are comparable. Model B is representative of an HVT produced in a strongly-coupled scenario, as in a Composite Higgs model [58] with suppressed fermionic couplings. The parameter g_V was set to 1 for Model A and to 3 for Model B. For both models, c_F is set to 1 and is assumed to be the same for all types of fermions. The simulated signal samples for Model A were generated at leading order (LO) in QCD with MADGRAPH 2.6.5 using the model file provided by the authors of Ref. [19]. The parton-level simu-

lated events were hadronized with PYTHIA 8.186, using the NNPDF23_1o_as_0130_qed PDF set and A14 tune. The signal samples were produced for vector resonances with masses ranging from 250 to 5 TeV, in steps of 25 GeV below 600 GeV, 100 GeV between 600 GeV and 2 TeV, 200 GeV from 2 TeV to 3 TeV and 500 GeV above. For interpretation in terms of Model B, the Model A simulation is used and the cross-sections were simply scaled. This is justified since the intrinsic resonance width remains well below the experimental resolution and the angular distributions are the same for both models.

For the VBF production mode of heavy vector resonances, which is expected to have a low cross-section, the benchmark model used is also based on the HVT parameterization. The coupling parameters g_V and c_H are set to 1 and all other couplings of the heavy triplet, including c_F , are set to 0 in order to maximize the VBF contribution. The simulated signal samples were generated at LO in QCD with MADGRAPH 2.6.5 using the model file provided by the authors of Ref. [19]. The parton-level simulated events were hadronized with PYTHIA 8.186, using the NNPDF23_1o_as_0130_qed PDF set and A14 tune. A dijet invariant mass of at least 150 GeV is required in this case at event generation. The simulation samples were generated for masses ranging from 300 GeV to 2 TeV, in steps of 25 GeV (100 GeV) up to (beyond) 600 GeV.

The background sources include processes with two or more electroweak gauge bosons, namely VV and VVV ($V = Z, W$) as well as processes with top quarks, such as $t\bar{t}$, $t\bar{t}V$, and single top-quark, and processes with gauge bosons produced in association with jets or photons.

The dominant background for this search is the SM QCD mediated WZ process, referred to as WZ -QCD here. It includes processes up to order four in the electroweak coupling constant, α_{EW} , and is modelled using SHERPA 2.2.2 [48]. The WZ sample includes up to one jet calculated at NLO in QCD, while second and third jets were calculated at LO in QCD and merged with the parton shower. In order to estimate an uncertainty due to generator and parton shower modelling, an alternative NLO WZ -QCD sample was produced using MADGRAPH 2.6.5 with FxFx merging [59] of up to two extra jets, using the PDF set NNPDF30_nlo_as_118. The hadronization was performed with PYTHIA 8.186 with the A14 tune. A sample of the purely electroweak process $WZjj \rightarrow \ell\nu \ell\ell jj$, including processes of order six in α_{EW} (WZ -EWK), was generated separately with MADGRAPH 2.7.3 together with PYTHIA 8.244 using the A14 tune [55] and the NNPDF3_0NLO [54] PDF set. To estimate an uncertainty due to the parton shower modelling, a sample using the same MADGRAPH 2.7.3 matrix element but HERWIG 7.2.1 for the parton shower was produced. According to the SM, a small amount of interference occurs between electroweak and QCD WZ production. This

was modelled with MADGRAPH 2.7.3 + PYTHIA 8.244 using the A14 tune [55] and the NNPDF3_0NLO [54] PDF set and combined with the simulated WZ -EWK sample.

Samples of $q\bar{q} \rightarrow ZZ \rightarrow 4\ell$, $q\bar{q} \rightarrow ZZ \rightarrow \ell\ell\nu\nu$ and triboson events were generated with SHERPA 2.2.2 [60] using matrix elements at NLO accuracy in QCD for up to one additional parton and at LO accuracy for up to three additional parton emissions. The simulation included off-shell effects and Higgs boson contributions. The purely electroweak process $q\bar{q} \rightarrow ZZjj \rightarrow 4\ell jj$ and the $gg \rightarrow ZZ$ process were also generated with SHERPA 2.2.2 [60]. The LO-accurate matrix elements were matched to a parton shower based on Catani–Seymour dipole factorization [61,62] using the MEPS@LO prescription [63–66]. Samples were generated using the NNPDF3_0NNLO PDF set [54], and SHERPA parton-shower parameter values.

The $t\bar{t}V$ processes were modelled using the MADGRAPH 2.3.3 [50] generator at NLO in QCD with the NNPDF3_0NLO [54] PDF set. The events were interfaced to PYTHIA 8.210 [67] using the A14 tune and the NNPDF2_3LO [54] PDF set.

Finally, samples of SM backgrounds with at least one misidentified or non-prompt lepton, including $Z\gamma$, $W\gamma$, Drell–Yan $Z \rightarrow \ell\ell$, $W \rightarrow \ell\nu$ as well as top-quark pairs and single top-quark have been generated to assist in estimating the fake/non-prompt lepton background. Events with $V\gamma$ in the final state were simulated with the SHERPA [2.2.4] [60] generator. Matrix elements at LO accuracy in QCD for up to three additional parton emissions were matched and merged with the SHERPA parton shower [61–66]. The samples were generated using the NNPDF3_0NNLO PDF set [54], along with the dedicated set of tuned parton-shower parameters developed by the SHERPA authors. Drell–Yan $Z \rightarrow \ell\ell$ and $W \rightarrow \ell\nu$ were produced with POWHEG BOX v1 generator [68–71] at NLO accuracy for the hard-scattering processes of W and Z boson production and decay in the electron, muon, and τ -lepton channels. The events were interfaced to PYTHIA 8.186 [45] for the modelling of the parton shower, hadronization, and underlying event, with parameters set according to the AZNLOtune [72]. The CT10NLO PDF set [73] was used for the hard-scattering processes, whereas the CTEQ6L1 PDF set [74] was used for the parton shower. The effect of QED final-state radiation was simulated with (PHOTOS)++ 3.52 [75,76]. For top-quark pairs and single top-quark productions the POWHEG BOX v2 [68–70,77] generator was used at NLO with the NNPDF3_0NLO [54] PDF set. The events were interfaced with PYTHIA 8.230 [67] using the A14 tune [55] and the NNPDF2_3LO PDF set.

SM backgrounds with Higgs bosons (H , $t\bar{t}H$, VH) contribute less than 0.1% of the total background because of the low cross-section and the requirement of a well-reconstructed leptonically decaying Z boson. These backgrounds were neglected.

4 Object reconstruction and identification

Electron candidates are reconstructed from energy deposits in the electromagnetic calorimeter which are matched to a well-reconstructed ID track [78]. Only electrons with transverse energy $E_T > 7$ GeV and within the pseudorapidity range of $|\eta| < 2.47$, excluding the barrel–endcap transition region $1.37 < |\eta| < 1.52$ are considered. Muons are identified either by matching muon spectrometer tracks with tracks in the ID or by using the calorimeter-based muon identification [79, 80]. They are required to have transverse momentum $p_T > 5$ GeV ($p_T > 15$ GeV if calorimeter tagged) and pseudorapidity $|\eta| < 2.7$.

Identification and isolation criteria, either ‘loose’, ‘medium’ or ‘tight’ as described in Refs. [78, 79], are applied to electron and muon candidates. Identification criteria are based on shower shapes and track parameters for electrons, and on track parameters for muons. The isolation criteria use information about ID tracks and calorimeter energy deposits in a fixed cone of size $\Delta R = 0.2$ around each lepton. Four lepton categories are designed using the identification and isolation criteria: *Baseline* electrons and muons are required to satisfy ‘loose’ identification and isolation criteria (for muons with $p_T > 300$ GeV the dedicated ‘High p_T identification’ is required [80]). The *Loose*, *Tight Z* and *Tight W* leptons are defined as subsets of the *Baseline* lepton selection with $p_T > 25$ GeV. For the *Tight Z* leptons the ‘medium’ identification and ‘tight’ isolation criteria are applied, while for *Tight W* leptons the ‘tight’ identification and ‘tight’ isolation criteria are applied. The tighter identification and isolation requirement applied to the lepton of the *W* candidate is motivated by lower background rates for leptons from the *Z* candidate, which are well constrained by the requirement on their invariant mass.

Electron and muon candidates are required to originate from the primary vertex. The primary vertex is defined, using tracks with $p_T > 500$ MeV, as the vertex candidate with the highest $\sum p_T^2$ of its associated tracks. The transverse impact parameter of the track (d_0) is calculated relative to the beam line. For all four lepton categories, the longitudinal impact parameter, z_0 (the difference between the value of z at the point of the track where d_0 is defined and the longitudinal position of the primary vertex), is required to satisfy $|z_0 \cdot \sin\theta| < 0.5$ mm, where θ is the polar angle of the track momentum at the reference point. Furthermore, for the *Loose*, *Tight Z* and *Tight W* leptons the significance of the transverse impact parameter of the track, $|d_0/\sigma_{d_0}|$, where σ_{d_0} stands for the resolution of d_0 , must be smaller than 3.0 for muons and less than 5.0 for electrons.

Jets are based on particle-flow objects built from noise-suppressed positive-energy topological clusters of cells in the calorimeter and reconstructed tracks [81]. The anti- k_t algorithm [82, 83] with a radius parameter of $R = 0.4$

is used. For jets, the main backgrounds are either beam-induced, due to proton collisions upstream of the interaction point, from cosmic-ray showers or highly coherent calorimeter noise. These jets are considered ‘unclean’ and nearly all are rejected by applying a set of quality criteria. Furthermore, to mitigate contamination from the pile-up, a jet vertex tagger [84, 85], using information about tracks associated with the primary vertex and pile-upvertices, is applied to jets with $p_T < 60$ GeV and $|\eta| < 2.4$. In the forward region, pile-upjet tagging that exploits jet shapes and topological jet correlations in pile-upinteractions is applied to jets with $p_T < 120$ GeV and $2.5 < |\eta| < 4.5$ [85].

The flavour of jets is determined using a deep-learning neural network, DL1r [86, 87]. The DL1r *b*-tagging is based on distinctive features of *b*-hadron decays in terms of the impact parameters of the tracks and the displaced vertices reconstructed in the inner detector. The *b*-tagging algorithm has an efficiency of 85% in simulated $t\bar{t}$ events, a light-flavour jet misidentification probability of 3% and a *c*-jet misidentification probability of about 33%.

Two levels of jet selections are used: the *Baseline* jets have $p_T > 30$ GeV and $|\eta| < 4.5$, while for *VBF jets*, which are a subset of *Baseline* jets, the pile-upremoval using the jet vertex tagger and a *b*-tagging veto are applied, as described above, since they are mostly forward jets and not initiated by *b*-quarks.

To avoid cases where the detector response to a single physical object is reconstructed as two different final-state objects, an overlap-removal procedure is applied to the *Baseline* selected leptons and jets. If two electrons share the same track then the lower- p_T electron is discarded. Electrons that share the same track as a selected muon with a muon spectrometer track are also discarded; but in the case of a calorimeter-tagged muon, it is the muon which is rejected. A jet is removed if its separation from an electron satisfies $\Delta R < 0.2$; the electron is removed if the separation satisfies $0.2 < \Delta R < 0.4$. For nearly collinear muons and jets, the jet is removed if it is separated from the muon by $\Delta R < 0.2$ and if it has less than three tracks, or if the energy and momentum differences between the muon and the jet are small; otherwise the muon is removed if the separation satisfies $\Delta R < 0.4$.

The missing transverse momentum, E_T^{miss} , in an event is calculated as the magnitude of the negative vectorial sum of the transverse momenta of all *Baseline* selected and calibrated physics objects that can be matched to the primary vertex. A component called the ‘soft term’ is calculated from the residual tracks that originate from the primary vertex but are not associated with any other object and is added to the E_T^{miss} calculation [88].

5 Event selection

In this search all final states with three charged leptons (e or μ) and missing transverse momentum from WZ leptonic decays are considered. The search begins with a WZ baseline selection, and two selections are defined in order to build signal regions (SRs) targeting the Drell–Yan and VBF productions modes. A cut-based selection is used to build the Drell–Yan signal region, while for the VBF selection, an artificial neural network (ANN) was trained. An alternative, cut-based selection for the VBF is also presented in the Appendix. The invariant mass of the WZ candidates, $m(WZ)$, built with the leptons and E_T^{miss} is used as the discriminating variable. A summary of all the selections used to define the analysis signal regions (SRs) and control regions (CRs) can be found in Table 1.

5.1 Baseline selection of WZ events

The baseline selection is a set of event criteria applied to data and all simulated samples before defining more specific analysis regions. First, there is a requirement of good quality for the recorded events, based on the working conditions of all subdetectors. Events are vetoed if they have one or more unclean jets. All events are required to contain a primary vertex with at least two associated tracks.

Events are required to contain exactly three leptons meeting the *Loose* selection criteria defined in Sect. 4. In order to reduce the ZZ background, events with four or more leptons meeting the *Baseline* criteria are vetoed. To ensure that the trigger efficiency is well determined, at least one of the three candidate leptons must be trigger-matched and is required to have $p_T > 27$ GeV. A Z candidate must be present. It is defined by two leptons of the same flavour and opposite charge with an invariant mass that is consistent with the Z boson pole mass (m_Z): $|m_{\ell\ell} - m_Z| < 20$ GeV. If there is more than one pair of leptons that can form a Z candidate, the one with invariant mass closest to the Z boson pole mass is chosen. The third lepton is then taken as the W boson lepton candidate. The leptons assigned to the W and Z candidates are then required to satisfy the *Tight W* or *Tight Z* selection criteria defined in Sect. 4. Finally, the missing transverse momentum in the event is required to be greater than 25 GeV.

To reconstruct the four-vector of the W boson, the E_T^{miss} of the event is assumed to be due to the neutrino. The longitudinal component $p_z(\nu)$ of the neutrino momentum is estimated by constraining the invariant mass of the $\ell\nu$ system to be the pole mass of the W boson, where the charged lepton is the one assigned to the W candidate. A quadratic equation leads to two solutions. If they are real, the one with the smaller magnitude of $|p_z(\nu)|$ is chosen, otherwise, the real part is chosen. The choice of the solution was optimized using truth

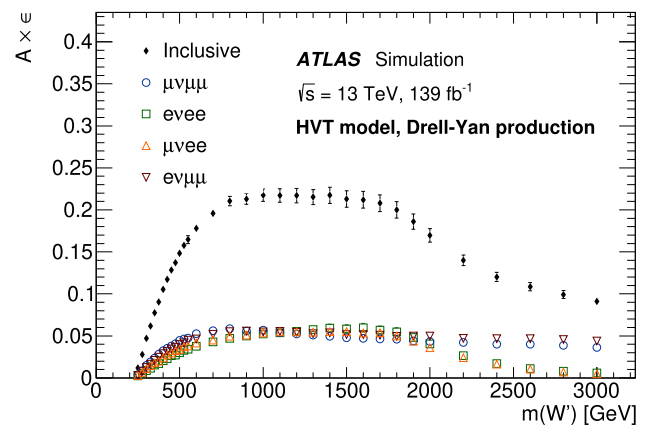


Fig. 2 The acceptance (A) times efficiency (ϵ) of the HVT W' in the Drell–Yan signal region for different mass points and for the individual channels $\mu\nu\mu\mu$, $e\nu e e$, $\mu\nu e e$, $e\nu\mu\mu$, and the sum of all channels. The uncertainty includes both the statistical and experimental systematic components

information. The invariant mass of the WZ system is then calculated.

5.2 Drell–Yan process selection

For a heavy resonance produced essentially at rest in the s -channel, it is expected that the selected W and Z bosons have transverse momenta close to 50% of the resonance mass. A boson p_T to resonance mass ratio variable is therefore defined as the ratio $p_T(V)/m(WZ)$ of the boson transverse momentum to the WZ invariant mass. To reduce the contribution from non-resonant WZ production, events passing the WZ preselection are required to have a boson p_T to resonance mass ratio greater than 0.35 for both bosons. The combined detector acceptance and signal selection efficiency ($A \times \epsilon$) of the Drell–Yan HVT W' selection, relative to the generated signal events, is shown in Fig. 2. There, decays of W and Z bosons into all flavours of leptons are included at event generation. The $A \times \epsilon$ values decrease for resonance masses above approximately 2 TeV due to the collinearity of electrons from highly boosted $Z \rightarrow ee$ decays, for which the lepton isolation is less efficient.

5.3 Vector boson fusion process selection

The VBF process ($pp \rightarrow W'jj \rightarrow WZjj$) is characterized by the presence of two jets with a large rapidity gap resulting from quarks from which a vector boson has been radiated. To select the signal events, an artificial neural network with a binary classification task is used: events are categorized as belonging either to a VBF process or to the background. The ANN training is implemented using the Keras package [89] running on top of the TensorFlow package [90]. An ANN training region is defined by requiring events to have at least

Table 1 Summary of the event selections for signal and control regions. Definitions of some variables used in this table can be found in Sects. 5.2 and 5.3

Baseline WZ selection		
Event cleaning and primary vertex		
Single-electron or single-muon trigger		
Exactly 3 <i>Loose</i> leptons (e or μ) with $p_T > 25$ GeV ($p_T > 27$ GeV for the trigger-matched lepton)		
ZZ veto: veto events with additional <i>Baseline</i> leptons		
Z candidate: A <i>Tight</i> Z same-flavour-opposite-sign lepton pair with $ m_{\ell\ell} - m_Z < 20$ GeV		
W candidate: <i>Tight</i> W lepton requirements on ‘non-Z leptons’ and $E_T^{\text{miss}} > 25$ GeV		
Selection	Drell–Yan	VBF
Signal region	$p_T(V)/m(WZ) > 0.35$	At least 2 <i>VBF jets</i> $m_{jj} > 100$ GeV Veto events with <i>b</i> -tagged jets ANN Output > 0.82
WZ-QCD control region	$(p_T(W)/m(WZ) \leq 0.35$ or $p_T(Z)/m(WZ) \leq 0.35)$ $p_T(V)/m(WZ) > 0.1$	At least 2 <i>VBF jets</i> $m_{jj} > 500$ GeV Veto events with <i>b</i> -tagged jets ANN Output < 0.82
ZZ control region	Additional <i>Baseline</i> lepton No E_T^{miss} requirement	Additional <i>Baseline</i> lepton No E_T^{miss} requirement At least 2 <i>VBF jets</i>

a pair of jets satisfying the *VBF jets* selection, and from those, the pair with the highest- p_T is required to have an invariant $m_{jj} > 100$ GeV. The ANN is trained in this region with simulated H_5^\pm events as signal, against the SM WZ-EWK and WZ-QCD events as background. The H_5^\pm simulation is used for the training because the kinematic variables show very similar distributions for the GM and HVT benchmark signals and the training yielded similar results.

In order to minimize the statistical uncertainty, a 4-fold cross-validation technique was applied. A rectified linear unit, or a ReLU, was used as an activation function at each node [91]. The space of hyperparameters was scanned and a final set was chosen to ensure optimal performance of the network. The training was performed with 100 epochs, Nesterov’s momentum of 0.7 [92], and two hidden layers of 45 neurons each. To avoid overfitting, a regularization technique was employed. For each input sample, a hidden layer was randomly removed with a probability parameter (dropout) of 0.2, allowing for a noisy training process.

The distributions of the loss function and of accuracy vs epochs were monitored for the training and validations sets and no sign of overtraining was observed.

The input variables² used for the ANN optimization are listed in Table 2. These were chosen on the basis of their impact in the training and such that highly correlated vari-

Table 2 Variables used for ANN training

Training variable	Definition
m_{jj}	Invariant mass of the two leading- p_T jets
$\Delta\phi_{jj}$	Difference in ϕ of the two leading- p_T jets
η_W, η_Z	Pseudorapidities of the reconstructed gauge bosons
η_{j1}	Leading- p_T jet pseudorapidity
ζ_{Lep}	Event centrality
E_T^{miss}	Missing transverse momentum
H_T	Scalar p_T sum of the <i>VBF jets</i> and the leptons from the WZ decay

ables are not used simultaneously. The loss in expected significance when adding or exchanging some of the variables was evaluated for each set of variables until the optimal set was found.

All the mass samples of simulated H_5^\pm GM events are used simultaneously to define the ‘‘signal’’ for the training. After training, the threshold for the ANN output score is chosen in such a way that it maximizes the significance for the lowest mass point (200 GeV). The advantage of this approach is that

Footnote 2 continued

$$\zeta_{\text{Lep}} = \min \left\{ \left[\min(\eta_{\ell_1}, \eta_{\ell_2}, \eta_{\ell_3}) - \min(\eta_{j_1}, \eta_{j_2}) \right], \left[\max(\eta_{j_1}, \eta_{j_2}) - \max(\eta_{\ell_1}, \eta_{\ell_2}, \eta_{\ell_3}) \right] \right\},$$

with ℓ_1, ℓ_2, ℓ_3 being the three leptons from the WZ decay and j_1, j_2 the leading- p_T and subleading- p_T VBF jets.

² The ‘‘event centrality’’ is a measure of the smaller pseudorapidity difference between the most forward jet and the most forward lepton in either hemisphere. It is defined as:

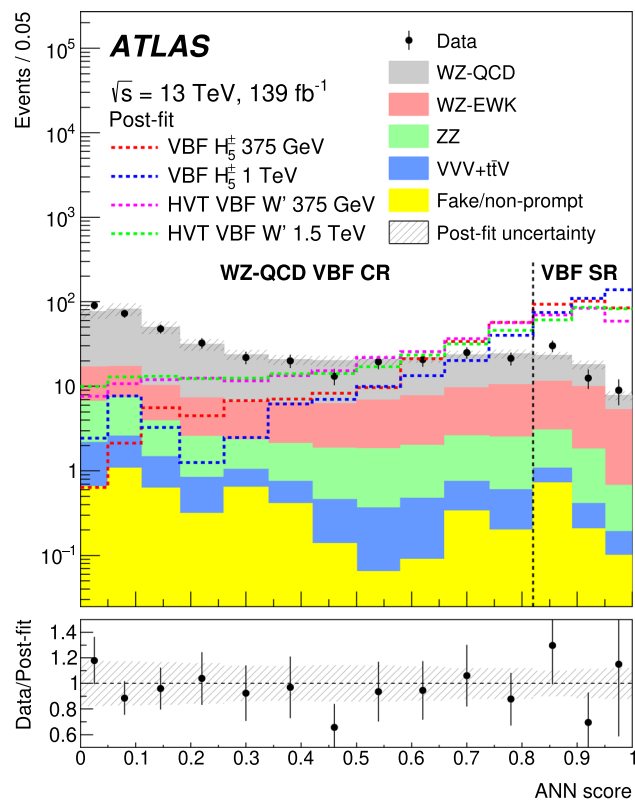


Fig. 3 Distribution of the ANN score in the WZ-QCD VBF control region and the VBF signal region. The background predictions are obtained from a background-only simultaneous fit to the VBF signal region, the WZ-QCD VBF and ZZ VBF control regions as described in Sect. 8. The uncertainty in the total background prediction, shown as a hashed area, combines statistical and systematic contributions. The distributions for the HVT VBF model W' and GM H_5^\pm simulations are shown normalized to the data integral. The vertical dotted line shows the threshold value for the ANN output score used to define the VBF signal region

it greatly reduces the training effort and a single signal region can be used. It was verified that the alternative of using one ANN training per mass point does not significantly improve the performance. The training is then applied to both GM and HVT Model samples. A minimum value of 0.82 on the ANN output maximizes the significance and is chosen to define the signal region. After all selection cuts are applied the VBF signal region effectively starts at $m_{jj} > 500$ GeV. This signal region was blinded until the background and its uncertainties in the control regions had been evaluated (Sect. 6).

The distribution shapes and correlations of all input variables to the ANN were found to be well modelled by MC simulation in the WZ-QCD control region (see Sect. 6 for definition). This is exemplified by the good description of the ANN output score distribution of data in the WZ-QCD control region and VBF signal region shown in Fig. 3.

The acceptance times efficiency $\mathcal{A} \times \epsilon$ of the ANN-based VBF selection as a function of the mass of the VBF H_5^\pm and

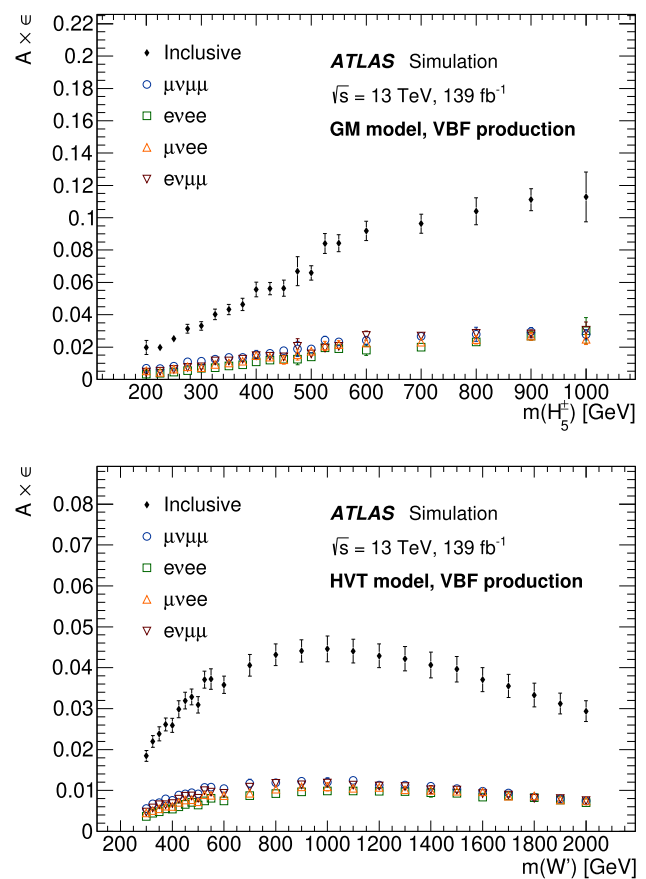


Fig. 4 The acceptance (\mathcal{A}) times efficiency (ϵ) of VBF H_5^\pm and HVT W' selection after the ANN-based VBF selection at different mass points for the individual channels $\mu\nu\mu\mu$, $e\nu e e$, $\mu\nu e e$, $e\nu\mu\mu$, and the sum of all channels. The uncertainty includes both the statistical and experimental systematic components

of the HVT W' boson, relative to the generated signal events, is shown in Fig. 4. There, decays of W and Z bosons into all flavours of charged leptons are included at event generation. For the H_5^\pm and the HVT bosons the $\mathcal{A} \times \epsilon$ value is in the range 2–12% and 2–5% respectively for resonance masses ranging between 200 and 1000 GeV, the difference being due, with approximately equal importance, to the generator-level selection and the different angular distributions of the final products.

6 Background estimation

The backgrounds are classified into two groups: the irreducible backgrounds where all reconstructed lepton candidates are prompt (arise from the primary process) and the reducible backgrounds where at least one of the lepton candidates is not prompt. Non-prompt leptons are also referred to as “fake/non-prompt” leptons.

The contributions from the irreducible backgrounds WZ -QCD, WZ -EWK, ZZ , VVV and $t\bar{t}V$ are estimated using MC simulation. The normalizations of WZ -QCD and ZZ are constrained by data in a simultaneous fit using the signal region and dedicated control regions. Each signal region has two associated CRs designed to match that particular SR's event topology and jet multiplicity, as summarized in Table 1.

The dominant source of irreducible background is QCD-mediated production of WZ dibosons. Two CRs are created to constrain it. One is referred to as the WZ -QCD Drell–Yan CR and is dedicated to the Drell–Yan analysis. It is defined by selecting the subsample of WZ events that fulfill all the Drell–Yan event selection except the boson p_T to resonance mass ratio. The lower bound on the boson p_T to resonance mass ratio is set to 0.1 to bring this CR close to the signal region. The second CR, referred to as the WZ -QCD VBF CR, is dedicated to the VBF analyses. It is defined by selecting from the $WZjj$ subsample the events that fail the ANN output score requirement, and have $m_{jj} > 500$ GeV. The high m_{jj} requirement is applied in order to match the signal region's event topology. In both CRs the WZ -QCD contribution is around 80%.

To extract the ZZ background normalization, two ZZ -enriched control regions are defined after applying the WZ event preselection described in Sect. 5.1. The presence of at least a fourth lepton candidate satisfying the *Baseline* identification criteria is required and no requirement on the missing transverse momentum is applied. This region is used for the Drell–Yan process analysis and is referred to as the ZZ Drell–Yan CR. For the VBF selection, the events in the ZZ VBF CR must have, in addition, at least two VBF tagged-jets.

The QCD-mediated production of ZZ events represents 91% (80%) of the ZZ Drell–Yan CR (ZZ VBF CR), while the contribution of ZZ events from electroweak-mediated production ZZ is small. In the following the sum of the two components is referred as the ZZ background.

To validate the modelling of the $t\bar{t}V$ background, a dedicated validation region is built by requiring the $WZjj$ events to have at least one b -tagged jet. Since no significant data mis-modelling was observed, the $m(WZ)$ shape and normalization of this background are taken from simulation.

The reducible backgrounds originate from Drell–Yan $Z \rightarrow \ell\ell$, $W \rightarrow \ell\nu$, $Z\gamma$, $t\bar{t}$, Wt and WW processes where jets or photons were misidentified as leptons. For both analysis regions the normalizations of the reducible backgrounds are estimated using a data-driven method. The method is based on a global matrix which exploits differences between the characteristics of real and fake/non-prompt leptons on a statistical basis. Details of the method can be found in Ref. [93]. The shape in the Drell–Yan analysis is obtained from the data-driven method. In the VBF analysis, due to the fewer data events, the shapes are taken from simulation.

7 Systematic uncertainties

Systematic uncertainties from the theoretical modelling and the object and event reconstruction have an impact in the signal and control regions used. The search sensitivity is then affected by their effects on background estimates, signal acceptance, and the shape of the distributions of the invariant mass discriminant. Depending on the nature of the uncertainty these can be classified into two groups: (a) theoretical uncertainties associated with the MC modelling of both the background and signal processes and (b) experimental uncertainties related to the detector and reconstruction performance. The uncertainties and the methods used to evaluate them are discussed below. Unless explicitly stated, the uncertainties quoted are the uncertainties in the quantities themselves, not their impact on the search sensitivity.

7.1 Theoretical uncertainties

Systematic uncertainties in the theoretical modelling by the event generators used to evaluate the WZ -QCD, WZ -EWK and ZZ templates are considered. For the WZ -QCD and ZZ backgrounds that have data-driven normalization only the shape variations of the reconstructed $m(WZ)$ distribution are considered. Uncertainties due to higher-order QCD corrections are evaluated by varying the renormalization and factorization scales independently by factors of two and one-half. For the WZ -QCD background only a small shape effect is observed and used in the fit. For the WZ -EWK background the uncertainties in the $m(WZ)$ shape grow with the mass from 8 to 15%. The uncertainties due to the PDF and the α_s value used in the PDF determination are evaluated using the PDF4LHC prescription [94]. For the WZ -QCD background they are estimated to have a small shape component but are nevertheless included in the fit. For the WZ -EWK they are added in quadrature, and the total uncertainty stays between 5 to 6% in all mass bins for both the Drell–Yan and VBF selections. A modelling uncertainty in the WZ -QCD background template including effects of the parton shower model, is estimated by comparing predictions of the $m(WZ)$ distribution from the SHERPA and MADGRAPH MC generators. The difference between the two predicted $m(WZ)$ distribution shapes is used as an uncertainty band centred around the nominal SHERPA prediction. A parton shower modelling uncertainty in the WZ -EWK background template is estimated using two MC samples with different parton shower models, PYTHIA and HERWIG. This modelling uncertainty has no effect on the $m(WZ)$ distribution's normalization at low mass, but grows to 5% at high mass.

For the ZZ background the shape uncertainties originating from the renormalization and factorization scales, as well as from the PDF and the chosen value of α_s are evaluated in a similar way.

The theoretical uncertainties described above are evaluated in all the analysis signal and control regions and treated as uncorrelated across those regions in the statistical analysis.

An uncertainty of 20% is assigned to the $t\bar{t}V$ and VVV cross-sections [95–97]. It consists of contributions from PDF uncertainties and QCD scale uncertainties.

Uncertainties in the signal acceptances due to PDF and scale choices are also evaluated. These uncertainties are calculated following the procedure described above, for several resonance mass points, and for each model, production process and decay. The theoretical uncertainties of the HVT signals are evaluated to be less than 20% for all production modes and they are 30% for the GM model.

7.2 Experimental uncertainties

Experimental uncertainties arise from the determination of the luminosity, the lepton trigger efficiency, the reconstruction and identification efficiencies of leptons and jets, and the missing transverse momentum.

The uncertainty in the integrated luminosity is 1.7%. It is derived following a methodology similar to that detailed in Ref. [98], using the LUCID-2 detector for the baseline luminosity measurements [99], and calibrating the luminosity scale using x - y beam-separation scans. A variation in the pile-up reweighting of MC events is included to cover the uncertainty in the ratio of the predicted and measured inelastic cross-sections [100].

Systematic uncertainties affecting the reconstruction and energy calibration of jets are propagated through the analysis. They are the dominant experimental uncertainties in the VBF selection. Those due to the jet energy scale and resolution are obtained from simulations and in situ techniques [101]. The uncertainties in the b -tagging efficiency and the mis-tag rate are also taken into account. The effect of jet uncertainties on the expected number of events ranges up to 15% in the VBF selection.

Uncertainties in the efficiencies of the lepton triggers are found to be negligible. The uncertainties due to the electron and muon reconstruction, identification and isolation requirements are estimated using tag-and-probe methods in $Z \rightarrow \ell\ell$ events in data and simulation [78, 79]. Uncertainties in the lepton energy scale and resolution are also assessed. The impact of lepton uncertainties on the expected number of events is typically below 1%.

The uncertainty in the measurement of missing transverse momentum is estimated by propagating the uncertainties in the transverse momenta of preselected leptons and jets, as well as those in the soft term [88].

An uncertainty in the prediction of the fake/non-prompt background is also taken into account because it affects the shape and normalization of the background distributions. The total uncertainty is about 60% (more than 100%) for the

Drell–Yan (VBF) selections. It is larger for the VBF selection because of the higher statistical uncertainty.

8 Results

8.1 Statistical analysis strategy

The WZ invariant mass distribution is used as the discriminating variable. The bin widths were chosen to be comparable to the expected resolution for the resonance model under investigation, and at the same time to optimize the sensitivity of the search while reducing the impact of statistical fluctuations.

A profile-likelihood-ratio test statistic [102] is used to test the compatibility of the background-only hypothesis with the data and to test the signal-plus-background hypothesis. The binned likelihood function is constructed by considering, in each bin, the contributions of the backgrounds and of a hypothetical signal of given strength relative to a benchmark model's production cross-section. In the absence of an observed signal, exclusion limits on the presence of a signal are then derived using the CLs method [103]. All lepton flavours and data taking periods are combined together for the profile-likelihood-ratio test since there was no significant gain in splitting the samples before the statistical analysis.

Simultaneous maximum-likelihood fits to the observed binned distributions of $m(WZ)$ in the signal regions and their dedicated WZ and ZZ control regions are performed. Separate fits are performed for the Drell–Yan and VBF selections. The normalizations of the WZ -QCD and ZZ contributions are freely floating parameters in these fits and are constrained by the data in both the SRs and dedicated CRs. The ratio of the fitted contributions in the CR and SR is allowed to vary within the theoretical uncertainties. The normalizations and shapes of all other backgrounds are allowed to vary within their uncertainties.

Systematic uncertainties, described in Sect. 7, and their correlations are incorporated in the likelihood as nuisance parameters with Gaussian constraints. Most of the systematic uncertainties are taken to be correlated between the SR and CRs and fit simultaneously in these regions, with the theoretical uncertainties of the ZZ , WZ -QCD and WZ -EWK backgrounds being the only exceptions.

Two fit configurations are used, referred to as the Drell–Yan and VBF configurations. The Drell–Yan fits include the Drell–Yan SR, WZ -QCD CR and ZZ -CR. In the VBF configuration, fits include the VBF-SR, WZ_{jj} -QCD CR and ZZ_{jj} -CR. Separate fits are performed for the different models tested and for different resonance mass hypotheses. The Drell–Yan configuration is used to search for a W' boson predicted by the HVT benchmark. Two VBF fits are performed using the VBF configuration: one for the search for a VBF-produced W' predicted by the HVT model, and the other for

Table 3 Expected and observed yields in the Drell–Yan and VBF signal regions. The yields and uncertainties are presented after the background-only fit to the data in the Drell–Yan or VBF signal regions. The uncertainty in the total background estimate is smaller than the sum in quadrature of the individual background contributions due to anti-correlations between the estimated backgrounds from different sources

	Drell–Yan signal region	VBF signal region
WZ-QCD	1734 ± 77	29 ± 4
WZ-EWK	89 ± 10	26 ± 3
$VVV + t\bar{t}V$	148 ± 27	0.9 ± 0.2
ZZ	95 ± 5	5 ± 1
Fakes/non-prompt leptons	88 ± 49	0.3 ± 0.8
Total background	2155 ± 71	61 ± 6
Observed	2155	66

the search for a charged Higgs boson, H_5^\pm , as predicted by the GM model.

8.2 Data and background comparisons

To test the compatibility of the data and the background expectations, the data are first fit to the background-only hypothesis, separately in the Drell–Yan and VBF configurations.

The post-fit background yields are summarized in Table 3 for the Drell–Yan and VBF signal regions. In both cases the fit is able to adjust the SM ZZ and WZ-QCD background normalizations using the data in signal and control regions. In the Drell–Yan fit, the ZZ background normalization is increased by around 10% while the WZ-QCD background is decreased by 10% relative to the pre-fit predictions. Some mild pulls in the modelling uncertainties by less than one standard deviation from their pre-fit values are visible in the Drell–Yan fit. In the VBF fits, the normalization of the ZZ background is consistent with the pre-fit value while the WZ-QCD background is reduced by around 30%. Apart from the mild pulls in the Drell–Yan signal region, none of the other nuisance parameters are significantly pulled or constrained relative to their pre-fit values in any of the background-only fits.

The post-fit $m(WZ)$ distributions in the signal regions and their respective WZ-QCD and ZZ control regions are shown in Fig. 5 for the Drell–Yan selection and in Fig. 6 for the VBF selection. The bottom panels show that the observed mass distributions are in good agreement with the estimated post-fit background contributions in all signal and control regions.

The largest observed excess is in the VBF category at $m(WZ)$ around 375 GeV, as shown in Fig. 6c. The local signif-

icances for VBF produced signals of a charged Higgs boson H_5^\pm or an HVT W' boson are 2.8 and 2.5 standard deviations, respectively. The respective global significances calculated using the look-elsewhere effect as in Ref. [104], and evaluated up to a mass of 1.2 TeV, are 1.6 and 1.7 standard deviations. In the Drell–Yan signal region the largest difference between the data and the SM background prediction is located around a mass of 1.1 TeV with a local significance of 1.2 standard deviations.

8.3 Impact of systematic uncertainties

The effects of systematic uncertainties on the search are studied for hypothesized signals using a signal-strength parameter μ , which is the ratio of the extracted cross-section to the injected hypothesized signal cross-section. For this study, the signal production cross-section is set to be equal to the expected median upper limits (Sect. 8.4). The expected relative uncertainties in the best-fit μ value after the maximum-likelihood fit are shown in Table 4 for two reference models and mass points: Drell–Yan production of a W' boson in the HVT model with mass $m(W') = 1100$ GeV, and VBF production of an H_5^\pm in the GM model with mass $m(H_5^\pm) = 375$ GeV. The individual sources of systematic uncertainty are combined into fewer background modelling and experimental categories. For signals with higher mass, the data statistical uncertainty is dominant. The uncertainties with the largest impact on the sensitivity of the searches are from the normalization of the irreducible backgrounds WZ-QCD and ZZ, from the theory modelling of the WZ background (in the table this includes QCD and EWK components), from the reducible background shape and normalization, and from the sizes of the MC samples. Uncertainties related to luminosity and pile-up also play a relevant role in both signal regions. The jet uncertainties, such as those in the jet energy scale and resolution, naturally have a large impact in the VBF search.

8.4 Limits on the production of heavy resonances

Constraints on the production of heavy resonances are derived by repeating the test of the signal-plus-background hypothesis for different signal models. Upper limits on cross-sections times branching fraction to WZ are calculated using the asymptotic approximation [102].

For the HVT model search, Fig. 7 presents the observed and expected limits on $\sigma \times B(W' \rightarrow WZ)$ at 95% CL as a function of the W' mass for the HVT model in the Drell–Yan signal region. Masses below 2.4 TeV can be excluded for Model A and 2.5 TeV for Model B. For resonance masses above 2 TeV the exclusion limits become weaker due to the poorer acceptance at high mass (see Fig. 2). Regarding the VBF production mode, 95% CL limits on $\sigma \times B(W' \rightarrow WZ)$ are shown in Fig. 8 for the benchmark model with $c_F = 0$

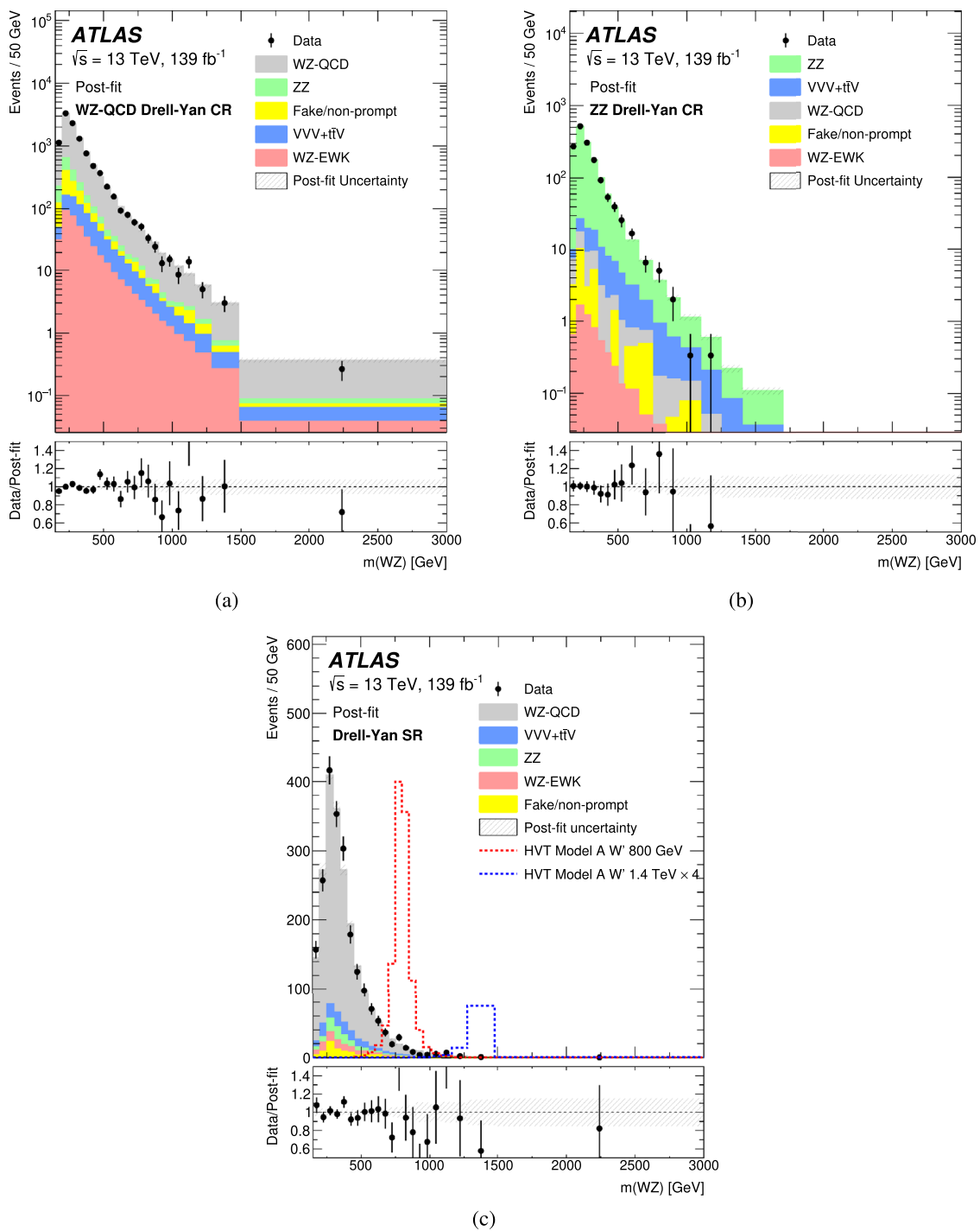


Fig. 5 Comparisons of the data and the expected background distributions of the WZ invariant mass in the **a** WZ -QCD, **b** the ZZ control regions and **c** the Drell–Yan signal region. The background predictions are obtained from a background-only simultaneous fit to the Drell–Yan signal region and its control regions. For illustration, the expected distributions from HVT W' resonances (model A) with masses

of 800 GeV and 1.4 TeV, with the latter normalized to four times its predicted cross-section, are shown in the signal region. The bottom panels show the ratios of the data to the post-fit background predictions. The uncertainty in the total background prediction, shown as a hashed area, combines statistical and systematic contributions

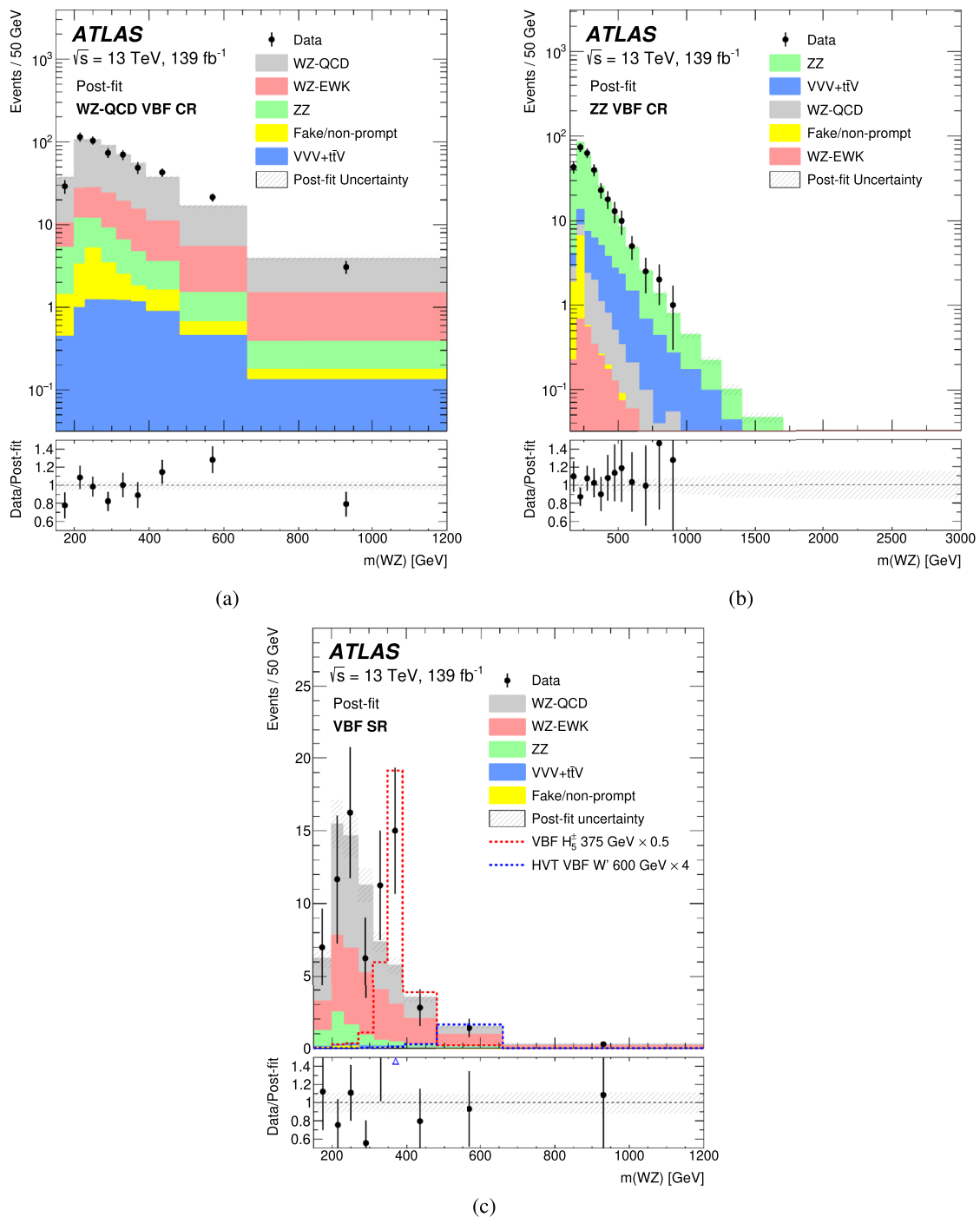


Fig. 6 Comparisons of the data and the expected background distributions of the WZ invariant mass in **a** the WZ-QCD VBF control region, **b** the ZZ VBF control region and **c** the VBF signal region. The background predictions are obtained from a background-only simultaneous fit to the VBF signal region and its two control regions. For illustration, the expected distributions from an H_5^\pm GM model resonance

($\sin \theta_H = 0.5$) with a mass of 375 GeV and from an HVT W' (model A) of mass 600 GeV are shown in the signal region, with the predicted cross sections scaled by 0.5 and 4, respectively. The bottom panels show the ratios of the data to the post-fit background predictions. The uncertainty in the total background prediction, shown as a hashed area, combines statistical and systematic contributions

Table 4 Dominant relative uncertainties in the best-fit signal-strength parameter (μ) for a hypothetical HVT signal of mass $m(W') = 1100$ GeV in the Drell–Yan signal region and a GM signal of mass $m(H_5^\pm) = 375$ GeV in the VBF signal region. For this study, the production cross-sections of the signals are set to the expected median upper limits at these two mass values. Uncertainties with smaller contributions are not included

Source of uncertainty	$\Delta\mu/\mu$ [%]	
	Drell–Yan signal region $m(W') = 1100$ GeV	VBF signal region $m(H_5^\pm) = 375$ GeV
WZ-QCD + ZZ normalization	2	11
WZ background: parton shower	6	1
WZ background: scale, PDF	5	8
Fake/non-prompt background	3	1
ZZ background: scale, PDF	0.2	< 0.1
VVV + $t\bar{t}V$ modelling	3	1
Electron identification	6	3
Muon identification	1	4
Jet uncertainty	0.8	16
Flavour tagging	0	1
Missing transverse momentum	0.2	0.5
MC statistical uncertainty	10	5
Luminosity	2	8
Pile-up	0.1	8
Total systematic uncertainty	16	22
Data statistical uncertainty	54	55
Total	56	59

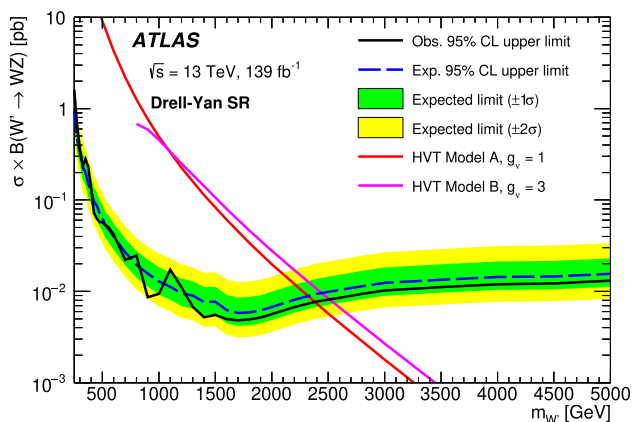


Fig. 7 Observed and expected 95% CL exclusion upper limits on $\sigma \times B(W' \rightarrow WZ)$ for the Drell–Yan production of a W' boson in the HVT model as a function of its mass. The LO theory predictions for HVT Model A with $g_V = 1$ and Model B with $g_V = 3$ are also shown

and different values of $g_V c_H$. Thus, they close a gap left by the limits obtained by searches in the Drell–Yan process as c_F approaches zero.

Because of large mass mixing, which depends on the coupling $g_V c_H$, between the SM gauge bosons and V' , the theory curves start at different values of V' mass, close to the limit of validity of the HVT model. Masses below 340 GeV, 700 GeV, 945 GeV and 1145 GeV can be excluded for the HVT VBF model with $c_F = 0$ and $g_V c_H = 1.0, 2.0, 3.0$ and 4.0, respectively.

For the H_5^\pm GM search, observed and expected exclusion limits at 95% CL on $\sigma \times B(H_5^\pm \rightarrow WZ)$ and on the mixing parameter $\sin\theta_H$ are shown in Fig. 9. The latter are about 35% stronger than in the previous publication [24]. They are comparable to the CMS results [36], based on the combination of searches for singly and doubly charged members of the H_5 fiveplet. The shaded regions show the parameter space for which the H_5^\pm width exceeds 5% and 10% of $m_{H_5^\pm}$. The intrinsic width of the scalar resonance is narrower than the detector resolution in the mass region explored.

As a test of the asymptotic approximation used in the statistical analysis, limits are also computed with ensembles of pseudo-experiments in all signal and control regions. The cross-section upper limits obtained in that case agree in all cases for masses below 500 GeV. At higher masses, where event yields become smaller, the discrepancy between the two methods become larger, but they remain within 6–10%.

9 Conclusions

A search was performed for resonant WZ production in fully leptonic final states (electrons and muons) using 139 fb^{-1} of $\sqrt{s} = 13$ TeV pp collision data collected by the ATLAS experiment at the LHC. Two different production processes are considered, Drell–Yan and vector-boson fusion.

The data in the Drell–Yan selection are found to be consistent with Standard Model predictions. The results are used

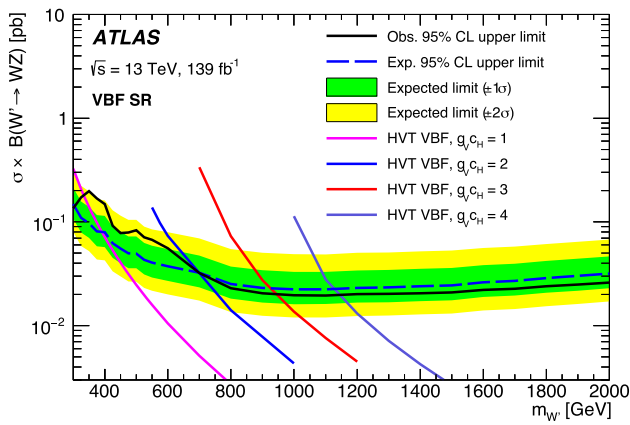
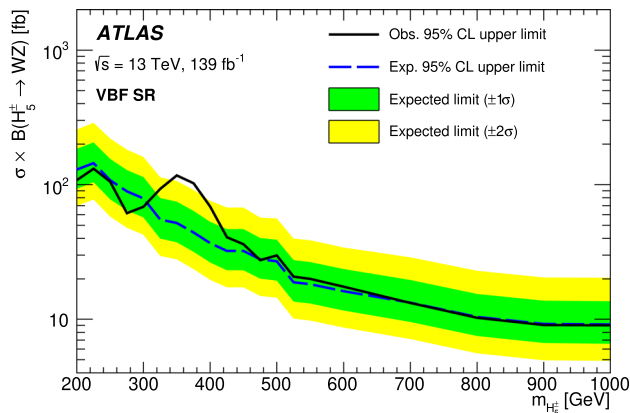
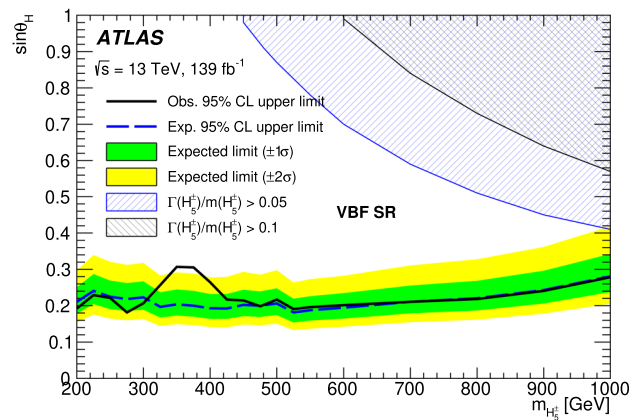


Fig. 8 Observed and expected 95% CL upper limits on $\sigma \times B(W' \rightarrow WZ)$ for the VBF production of a W' boson in the HVT benchmark with parameter $c_F = 0$, as a function of its mass. The LO theory predictions for HVT VBF benchmark with different values of the coupling parameters g_V and c_H are also shown



(a)



(b)

Fig. 9 Observed and expected 95% CL upper limits **a** on $\sigma \times B(H_5^\pm \rightarrow WZ)$ and **b** on the parameter $\sin\theta_H$ of the GM model as a function of $m_{H_5^\pm}$. The shaded region shows where the theoretical intrinsic width of the resonance would be larger than 5% or 10% of the mass

to derive upper limits at 95% confidence level on the cross-section times branching ratio for heavy vector triplet production in benchmark Model A (Model B) with coupling constant $g_V = 1$ ($g_V = 3$) as a function of the resonance mass, with no evidence of heavy vector resonance production for masses below 2.4 (2.5) TeV.

In the case of the VBF production process, limits on the production cross-section times branching ratio to WZ of a hypothetical resonance are obtained as a function of the mass for a heavy vector triplet or for a charged member of the fiveplet scalar in the Georgi–Machacek model. Values of the parameter $\sin\theta_H > 0.3$ are excluded for masses between 200 GeV and 1 TeV. The results show a local excess of events over the Standard Model expectations at a resonance mass of around 375 GeV. The local significances for signals of a heavy vector W' boson or a H_5^\pm are 2.5 and 2.8 standard deviations respectively. The respective global significances calculated considering the look-elsewhere effect are 1.7 and 1.6 standard deviations respectively. With no evidence of heavy W' vector-resonance production, limits on the production times branching ratio for the heavy vector triplet VBF production process have been obtained as a function of mass.

Acknowledgements We thank CERN for the very successful operation of the LHC, as well as the support staff from our institutions without whom ATLAS could not be operated efficiently. We acknowledge the support of ANPCyT, Argentina; YerPhI, Armenia; ARC, Australia; BMWFW and FWF, Austria; ANAS, Azerbaijan; CNPq and FAPESP, Brazil; NSERC, NRC and CFI, Canada; CERN; ANID, Chile; CAS, MOST and NSFC, China; Minciencias, Colombia; MEYS CR, Czech Republic; DNRF and DNSRC, Denmark; IN2P3-CNRS and CEA-DRF/IRFU, France; SRNSFG, Georgia; BMBF, HGF and MPG, Germany; GSRI, Greece; RGC and Hong Kong SAR, China; ISF and Benozio Center, Israel; INFN, Italy; MEXT and JSPS, Japan; CNRST, Morocco; NWO, Netherlands; RCN, Norway; MEiN, Poland; FCT, Portugal; MNE/IFA, Romania; MESTD, Serbia; MSSR, Slovakia; ARRS and MIZŠ, Slovenia; DSI/NRF, South Africa; MICINN, Spain; SRC and Wallenberg Foundation, Sweden; SERI, SNSF and Cantons of Bern and Geneva, Switzerland; MOST, Taiwan; TENMAK, Türkiye; STFC, United Kingdom; DOE and NSF, United States of America. In addition, individual groups and members have received support from BCKDF, CANARIE, Compute Canada and CRC, Canada; PRIMUS 21/SCI/017 and UNCE SCI/013, Czech Republic; COST, ERC, ERDF, Horizon 2020 and Marie Skłodowska-Curie Actions, European Union; Investissements d’Avenir Labex, Investissements d’Avenir IDEX and ANR, France; DFG and AvH Foundation, Germany; Herakleitos, Thales and Aristeia programmes co-financed by EU-ESF and the Greek NSRF, Greece; BSF-NSF and MINERVA, Israel; Norwegian Financial Mechanism 2014-2021, Norway; NCN and NAWA, Poland; La Caixa Banking Foundation, CERCA Programme Generalitat de Catalunya and PROMETEO and GenT Programmes Generalitat Valenciana, Spain; Göran Gustafssons Stiftelse, Sweden; The Royal Society and Leverhulme Trust, United Kingdom. The crucial computing support from all WLCG partners is acknowledged gratefully, in particular from CERN, the ATLAS Tier-1 facilities at TRIUMF (Canada), NDGF (Denmark, Norway, Sweden), CC-IN2P3 (France), KIT/GridKA (Germany), INFN-CNAF (Italy), NL-T1 (Netherlands), PIC (Spain), ASGC (Taiwan), RAL (UK) and BNL (USA), the Tier-2 facilities worldwide and large non-WLCG resource providers. Major contributors of computing resources are listed in Ref. [105].

Data availability statement This manuscript has no associated data or the data will not be deposited. [Authors' comment: All ATLAS scientific output is published in journals, and preliminary results are made available in Conference Notes. All are openly available, without restriction on use by external parties beyond copyright law and the standard conditions agreed by CERN. Data associated with journal publications are also made available: tables and data from plots (e.g. cross section values, likelihood profiles, selection efficiencies, cross section limits, ...) are stored in appropriate repositories such as HEPDATA (<http://hepdata.cedar.ac.uk/>). ATLAS also strives to make additional material related to the paper available that allows a reinterpretation of the data in the context of new theoretical models. For example, an extended encapsulation of the analysis is often provided for measurements in the framework of RIVET (<http://rivet.hepforge.org/>).] This information is taken from the ATLAS Data Access Policy, which is a public document that can be downloaded from <http://opendata.cern.ch/record/413>[opendata.cern.ch.]

Open Access This article is licensed under a Creative Commons Attribution 4.0 International License, which permits use, sharing, adaptation, distribution and reproduction in any medium or format, as long as you give appropriate credit to the original author(s) and the source, provide a link to the Creative Commons licence, and indicate if changes were made. The images or other third party material in this article are included in the article's Creative Commons licence, unless indicated otherwise in a credit line to the material. If material is not included in the article's Creative Commons licence and your intended use is not permitted by statutory regulation or exceeds the permitted use, you will need to obtain permission directly from the copyright holder. To view a copy of this licence, visit <http://creativecommons.org/licenses/by/4.0/>.

Funded by SCOAP³. SCOAP³ supports the goals of the International Year of Basic Sciences for Sustainable Development.

Appendix

For the vector-boson fusion analysis a cut-based selection was also developed, to facilitate reinterpretations of our results outside the ATLAS Collaboration and to serve in parallel to confirm the stability of the results obtained with the ANN.

The VBF cut-based signal region selection is built on top of the baseline WZ selection described in Sect. 5.1 by requiring events to have at least two VBF jets with $m_{jj} > 500$ GeV and rapidity separation $|\Delta y_{jj}| > 3.5$. The combined detector acceptance and signal selection efficiency $\mathcal{A} \times \epsilon$ of the cut-based VBF selection as a function of the mass of the VBF H_5^\pm and of the HVT W' boson, relative to the generated signal events, is shown in Fig. 10.

Following the same strategy as the nominal analysis, two control regions are defined so as to constrain the WZ -QCD and ZZ background. The WZ -QCD VBF cut-based control region is defined by inverting the $|\Delta y_{jj}|$ requirement, and the nominal ZZ VBF control region is used. Figure 11 shows comparisons of the data and the expected background distributions. The background predictions are obtained from a background-only simultaneous fit to the VBF cut-based signal region and the WZ -QCD and ZZ VBF control regions.

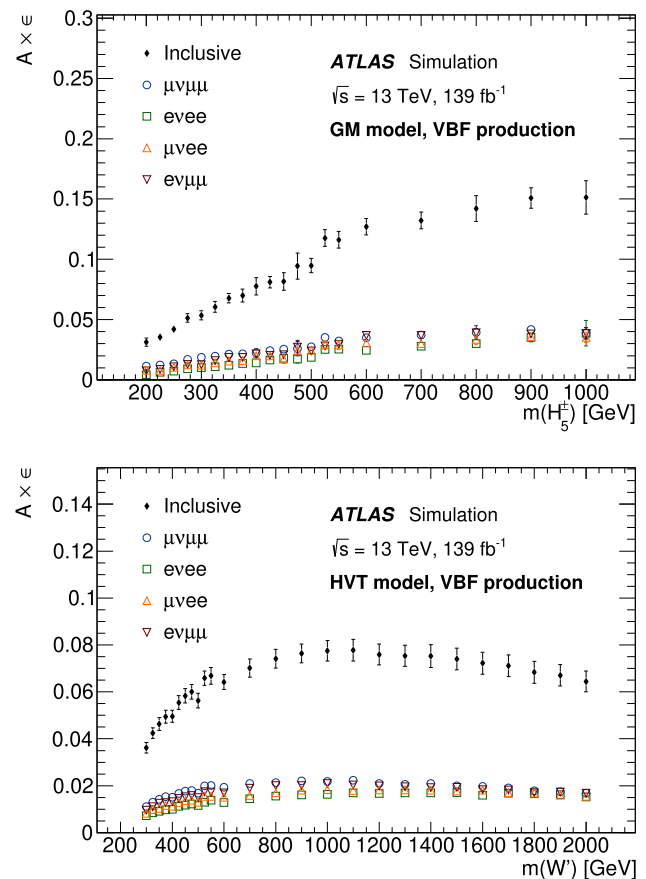


Fig. 10 The acceptance times efficiency of VBF H_5^\pm and HVT W' selection using a cut-based VBF selection is shown at different mass points for the individual channels $\mu^+\mu^-\mu^\pm$, $\mu^+\mu^-e^\pm$, $e^+e^-\mu^\pm$, $e^+e^-e^\pm$ and the sum of all channels. The error includes statistical and experimental systematic uncertainties

Constraints on the production of heavy resonances are derived by repeating the fit to the signal-plus-background hypothesis for different signal models using the cut-based analysis. For the HVT model search, Fig. 12 presents the observed and expected limits on $\sigma \times B(W' \rightarrow WZ)$ at 95% CL as a function of the W' mass. Masses below 370 GeV, 590 GeV, 895 GeV and 1100 GeV for HVT VBF production can be excluded for the HVT VBF model with $c_F = 0$ and $g_{VCH} = 1.0, 2.0, 3.0$ and 4.0 , respectively. The sensitivity of the ANN-based analysis is better than that of the cut-based analysis thanks to the utilization of the neural network that better exploits the difference between signals and backgrounds. In the cut-based analysis the relative contribution of background is more important in the signal region, leading to overall higher expected and observed limits. In the region around 375 GeV in particular due to statistics fluctuations in the data both methods of analysis yield consistent observed limits.

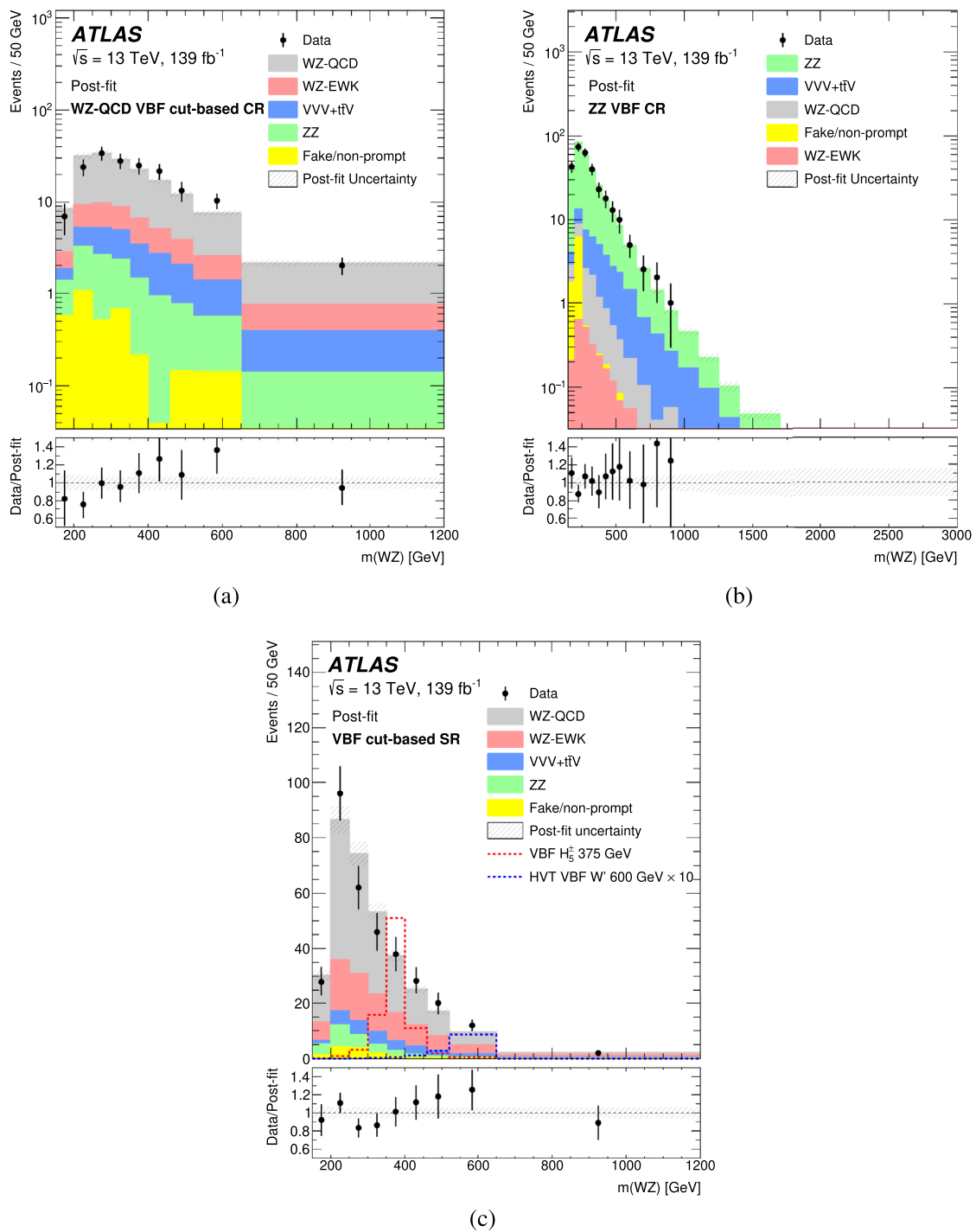


Fig. 11 Comparisons of the observed data and the expected background distributions of the WZ invariant mass using the cut based VBF selection are shown for **a** WZ -QCD VBF control region, **b** ZZ VBF control region and **c** the VBF signal region. The background predictions are obtained from a background-only simultaneous fit to the VBF cut-based signal region and the WZ -QCD and ZZ VBF control regions. For illustration, the expected distributions from an H_5^\pm GM model res-

onance ($\sin \theta_H = 0.5$) with mass of 375 GeV and from an HVT W' (model A) of mass 600 GeV are shown in the signal region, with the latter predicted cross sections scaled by 10. The bottom panel show the ratio of the observed data to the background predictions. The uncertainty in the total background prediction, shown as a hashed area, combines statistical and systematic contributions

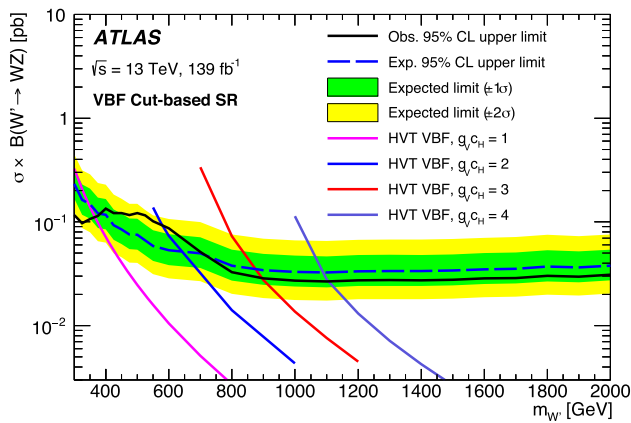
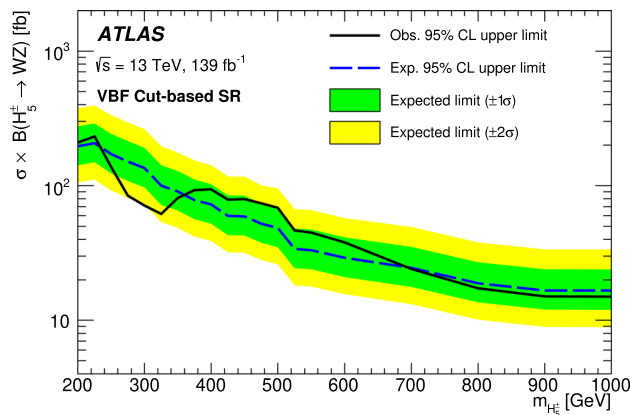
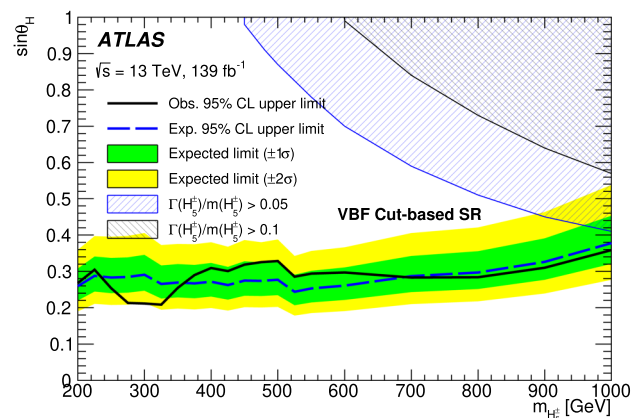


Fig. 12 Using the cut-based VBF selection, the observed and expected 95% CL upper limits on $\sigma \times B(W' \rightarrow WZ)$ for the VBF production of a W' boson in the HVT with parameter $c_F = 0$, as a function of its mass. The LO theory predictions for HVT VBF model with different values of the coupling parameters g_V and c_H are also shown



(a)



(b)

Fig. 13 Using the cut-based VBF selection, the observed and expected 95% CL upper limits on **a** the $\sigma \times B(H_5^\pm \rightarrow WZ)$ and **b** the parameter $\sin \theta_H$ of the GM Model as a function of $m_{H_5^\pm}$. The shaded regions show where the theoretical intrinsic width of the resonance would be larger than 5% and 10% of the mass

For the H_5^\pm GM search, observed and expected exclusion limits at 95% CL on $\sigma \times B(H_5^\pm \rightarrow WZ)$ and on the mixing parameter $\sin \theta_H$ are shown in Fig. 13. The intrinsic width of the scalar resonance, for $\sin \theta_H = 0.5$, is narrower than the detector resolution in the mass region explored. The shaded regions show the parameter space where the H_5^\pm width exceeds 5% and 10% of $m_{H_5^\pm}$. The expected limits extracted using the cut-based analysis are, for both models, between 30 and 50% less stringent than the ones extracted using the ANN signal region selection.

References

1. D. de Florian et al., Handbook of LHC Higgs Cross Sections: 4. Deciphering the Nature of the Higgs Sector, vol. 2 (2016). [arXiv:1610.07922](https://arxiv.org/abs/1610.07922) [hep-ph]
2. I.P. Ivanov, Building and testing models with extended Higgs sectors. Prog. Part. Nucl. Phys. **95**, 160 (2017). [arXiv:1702.03776](https://arxiv.org/abs/1702.03776) [hep-ph]
3. J. Stegmann, Extended Scalar Sectors. Annu. Rev. Nucl. Part. Sci. **70**, 197 (2020)
4. K. Agashe, R. Contino, A. Pomarol, The minimal composite Higgs model. Nucl. Phys. B **719**, 165 (2005). [arXiv:hep-ph/0412089](https://arxiv.org/abs/hep-ph/0412089)
5. G. Giudice, C. Grojean, A. Pomarol, R. Rattazzi, The strongly-interacting light Higgs. JHEP **06**, 045 (2007). [arXiv:hep-ph/0703164](https://arxiv.org/abs/hep-ph/0703164)
6. R. Foadi, M.T. Frandsen, T.A. Rytov, F. Sannino, Minimal walking technicolor: set up for collider physics. Phys. Rev. D **76**, 055005 (2007). [arXiv:0706.1696](https://arxiv.org/abs/0706.1696) [hep-ph]
7. L. Randall, R. Sundrum, A large mass hierarchy from a small extra dimension. Phys. Rev. Lett. **83**, 3370 (1999). [arXiv:hep-ph/9905221](https://arxiv.org/abs/hep-ph/9905221)
8. C. Csaki, C. Grojean, H. Murayama, L. Pilo, J. Terning, Gauge theories on an interval: unitarity without a Higgs boson. Phys. Rev. D **69**, 055006 (2004). [arXiv:hep-ph/0305237](https://arxiv.org/abs/hep-ph/0305237)
9. C. Csaki, C. Grojean, J. Terning, Alternatives to an elementary Higgs. Rev. Mod. Phys. **88**, 045001 (2016). [arXiv:1512.00468](https://arxiv.org/abs/1512.00468) [hep-ph]
10. ATLAS Collaboration, The ATLAS Experiment at the CERN Large Hadron Collider, JINST **3**, S08003 (2008)
11. A. Djouadi, The anatomy of electroweak symmetry breaking Tome II: the Higgs bosons in the minimal supersymmetric model. Phys. Rept. **459**, 1 (2008). [arXiv:hep-ph/0503173](https://arxiv.org/abs/hep-ph/0503173)
12. R.N. Mohapatra, J.C. Pati, Left-right gauge symmetry and an “isoconjugate” model of CP violation. Phys. Rev. D **11**, 566 (1975)
13. N. Arkani-Hamed, A.G. Cohen, E. Katz, A.E. Nelson, The littlest Higgs. JHEP **07**, 034 (2002). [arXiv:hep-ph/0206021](https://arxiv.org/abs/hep-ph/0206021)
14. T. Han, H.E. Logan, B. McElrath, L.-T. Wang, Phenomenology of the little Higgs model. Phys. Rev. D **67**, 095004 (2003). [arXiv:hep-ph/0301040](https://arxiv.org/abs/hep-ph/0301040)
15. H. Georgi, M. Machacek, Doubly charged Higgs bosons. Nucl. Phys. B **262**, 463 (1985)
16. M.S. Chanowitz, M. Golden, Higgs boson triplets with $M(W) = M(Z) \cos \theta_w$. Phys. Lett. B **165**, 105 (1985)
17. K. Hartling, K. Kumar, H.E. Logan, Indirect constraints on the Georgi–Machacek model and implications for Higgs boson cou-

- plings. Phys. Rev. D **91**, 015013 (2015). [arXiv:1410.5538](#) [hep-ph]
18. J. de Blas, J.M. Lizana, M. Perez-Victoria, Combining searches of Z' and W' bosons. JHEP **01**, 166 (2013). [arXiv:1211.2229](#) [hep-ph]
 19. D. Pappadopulo, A. Thamm, R. Torre, A. Wulzer, Heavy vector triplets: bridging theory and data. JHEP **09**, 060 (2014). [arXiv:1402.4431](#) [hep-ph]
 20. D. Greco, D. Liu, Hunting composite vector resonances at the LHC: naturalness facing data. JHEP **12**, 126 (2014). [arXiv:1410.2883](#) [hep-ph]
 21. M.S. Chanowitz, M.K. Gaillard, The TeV physics of strongly interacting W s and Z s. Nucl. Phys. B **261**, 379 (1985)
 22. ATLAS Collaboration, Search for WZ resonances in the fully leptonic channel using pp collisions at $\sqrt{s} = 8\text{ TeV}$ with the ATLAS detector. Phys. Lett. B **737**, 223 (2014). [arXiv:1406.4456](#) [hep-ex]
 23. CMS Collaboration, Search for new resonances decaying via WZ to leptons in proton-proton collisions at $\sqrt{s} = 8\text{ TeV}$. Phys. Lett. B **740**, 83 (2015). [arXiv:1407.3476](#) [hep-ex]
 24. ATLAS Collaboration, Search for resonant WZ production in the fully leptonic final state in proton-proton collisions at $\sqrt{s} = 13\text{ TeV}$ with the ATLAS detector. Phys. Lett. B **787**, 68 (2018). [arXiv:1806.01532](#) [hep-ex]
 25. ATLAS Collaboration, ATLAS Heavy Particle Searches—95% CL Exclusion Limits, 2021. https://atlas.web.cern.ch/Atlas/GROUPS/PHYSICS/PUBNOTES/ATL-PHYS-PUB-2021-033/fig_01.png. Accessed 8 July 2022
 26. ATLAS Collaboration, Summary of Diboson Resonance Searches from the ATLAS Experiment, ATL-PHYS-PUB-2021-018, 2021. <https://cds.cern.ch/record/2771783>. Accessed 8 July 2022
 27. CMS Collaboration, Overview of CMS Diboson results, 2022. https://twiki.cern.ch/twiki/bin/view/CMSPublic/PhysicsResultsB2G#Summary_of_public_Diboson_result. Accessed 8 July 2022
 28. ATLAS Collaboration, Combination of searches for WW , WZ and ZZ resonances in pp collisions at $\sqrt{s} = 8\text{ TeV}$ with the ATLAS detector. Phys. Lett. B **755**, 285 (2016). [arXiv:1512.05099](#) [hep-ex]
 29. ATLAS Collaboration, Searches for heavy diboson resonances in pp collisions at $\sqrt{s} = 13\text{ TeV}$ with the ATLAS detector. JHEP **09**, 173 (2016). [arXiv:1606.04833](#) [hep-ex]
 30. ATLAS Collaboration, Search for heavy diboson resonances in semileptonic final states in pp collisions at $\sqrt{s} = 13\text{ TeV}$ with the ATLAS detector. Eur. Phys. J. C **80**, 1165 (2020). [arXiv:2004.14636](#) [hep-ex]
 31. CMS Collaboration, Combination of searches for heavy resonances decaying to WW , WZ , ZZ , WH , and ZH boson pairs in proton-proton collisions at $\sqrt{s} = 8\text{ TeV}$ and 13 TeV . Phys. Lett. B **774**, 533 (2017). [arXiv:1705.09171](#) [hep-ex]
 32. CMS Collaboration, Combination of CMS searches for heavy resonances decaying to pairs of bosons or leptons. Phys. Lett. B **798**, 134952 (2019). [arXiv:1906.00057](#) [hep-ex]
 33. CMS Collaboration, Search for heavy resonances decaying to WW , WZ , or WH boson pairs in a final state of a lepton and a large jet in proton-proton collisions at $\sqrt{s} = 13\text{ TeV}$. Phys. Rev. D **105**, 032008 (2021). [arXiv:2109.06055](#) [hep-ex]
 34. ATLAS Collaboration, Search for heavy resonances decaying into WW in the $ev\mu\nu$ final state in pp collisions at $\sqrt{s} = 13\text{ TeV}$ with the ATLAS detector. Eur. Phys. J. C **78**, 24 (2018). [arXiv:1710.01123](#) [hep-ex]
 35. CMS Collaboration, Observation of electroweak production of same-sign W boson pairs in the two jet and two same-sign lepton final state in proton-proton collisions at 13 TeV . Phys. Rev. Lett. **120**, 081801 (2018). [arXiv:1709.05822](#) [hep-ex]
 36. CMS Collaboration, Search for charged Higgs bosons produced in vector boson fusion processes and decaying into vector boson pairs in proton-proton collisions at $\sqrt{s} = 13\text{ TeV}$. Eur. Phys. J. C **81**, 723 (2021). [arXiv:2104.04762](#) [hep-ex]
 37. ATLAS Collaboration, Performance of the ATLAS trigger system in 2015. Eur. Phys. J. C **77**, 317, (2017). [arXiv:1611.09661](#) [hep-ex]
 38. ATLAS Collaboration, The ATLAS Collaboration software and firmware, ATL-SOFT-PUB-2021-001, 2021. <https://cds.cern.ch/record/2767187>. Accessed 8 July 2022
 39. ATLAS Collaboration, ATLAS data quality operations and performance for 2015.2018 data-taking. JINST **15**, P04003 (2020). [arXiv:1911.04632](#) [physics.ins-det]
 40. ATLAS Collaboration, Performance of electron and photon triggers in ATLAS during LHC Run 2. Eur. Phys. J. C **80**, 47 (2020). [arXiv:1909.00761](#) [hep-ex]
 41. ATLAS Collaboration, Performance of the ATLAS muon triggers in Run 2. JINST **15**, P09015 (2020). [arXiv:2004.13447](#) [hep-ex]
 42. S. Agostinelli et al., GEANT4: a simulation toolkit. Nucl. Instrum. Methods A **506**, 250 (2003)
 43. ATLAS Collaboration, The ATLAS simulation infrastructure. Eur. Phys. J. C **70**, 823, (2010). [arXiv:1005.4568](#) [physics.ins-det]
 44. ATLAS Collaboration, The simulation principle and performance of the ATLAS fast calorimeter simulation FastCaloSim, ATL-PHYS-PUB-2010-013, 2010. <https://cds.cern.ch/record/1300517>. Accessed 8 July 2022
 45. T. Sjostrand, S. Mrenna, P.Z. Skands, A brief introduction to PYTHIA 8.1. Comput. Phys. Commun. **178**, 852 (2008). [arXiv:0710.3820](#) [hep-ph]
 46. R.D. Ball et al., Parton distributions with LHC data. Nucl. Phys. B **867**, 244 (2013). [arXiv:1207.1303](#) [hep-ph]
 47. ATLAS Collaboration, The Pythia 8 A3 tune description of ATLAS minimum bias and inelastic measurements incorporating the Donnachie-Landshoff diffractive model, ATL-PHYS-PUB-2016-017, 2016. <https://cds.cern.ch/record/2206965>. Accessed 8 July 2022
 48. T. Gleisberg et al., Event generation with SHERPA 1.1. JHEP **02**, 007 (2009). [arXiv:0811.4622](#) [hep-ph]
 49. D.J. Lange, The EvtGen particle decay simulation package. Nucl. Instrum. Methods A **462**, 152 (2001)
 50. J. Alwall et al., The automated computation of tree-level and next-to-leading order differential cross sections, and their matching to parton shower simulations. JHEP **07**, 079 (2014). [arXiv:1405.0301](#) [hep-ph]
 51. C. Degrande, K. Hartling, H.E. Logan, A.D. Peterson, M. Zaro, Automatic predictions in the Georgi-Machacek model at next-to-leading order accuracy. Phys. Rev. D **93**, 035004 (2016). [arXiv:1512.01243](#) [hep-ph]
 52. H.E. Logan, M.B. Reimer, Characterizing a benchmark scenario for heavy Higgs boson searches in the Georgi-Machacek model. Phys. Rev. D **96**, 095029 (2017). [arXiv:1709.01883](#) [hep-ph]
 53. K. Hartling, K. Kumar, H.E. Logan, GMCALC: a calculator for the Georgi-Machacek model. (2014). [arXiv:1412.7387](#) [hep-ph]
 54. R.D. Ball et al., Parton distributions for the LHC run II. JHEP **04**, 040 (2015). [arXiv:1410.8849](#) [hep-ph]
 55. ATLAS Collaboration, ATLAS Pythia 8 tunes to 7 TeV data, ATL-PHYS-PUB-2014-021, 2014. <https://cds.cern.ch/record/1966419>. Accessed 8 July 2022
 56. A. Ballestrero et al., Precise predictions for same-sign W -boson scattering at the LHC. Eur. Phys. J. C **78**, 671 (2018). [arXiv:1803.07943](#) [hep-ph]
 57. V. Barger, W.-Y. Keung, E. Ma, Gauge model with light W and Z bosons. Phys. Rev. D **22**, 727 (1980)
 58. R. Contino, D. Pappadopulo, D. Marzocca, R. Rattazzi, On the effect of resonances in composite Higgs phenomenology. JHEP **10**, 081 (2011). [arXiv:1109.1570](#) [hep-ph]

59. R. Frederix, S. Frixione, Merging meets matching in *MC@NLO*. *JHEP* **12**, 061 (2012). [arXiv:1209.6215](#) [hep-ph]
60. E. Bothmann et al., Event generation with Sherpa 2.2. *SciPost Phys.* **7**, 034 (2019). [arXiv:1905.09127](#) [hep-ph]
61. T. Gleisberg, S. Höche, Comix, a new matrix element generator. *JHEP* **12**, 039 (2008). [arXiv:0808.3674](#) [hep-ph]
62. S. Schumann, F. Krauss, A parton shower algorithm based on Catani–Seymour dipole factorisation. *JHEP* **03**, 038 (2008). [arXiv:0709.1027](#) [hep-ph]
63. S. Höche, F. Krauss, M. Schönherr, F. Siegert, A critical appraisal of NLO + PS matching methods. *JHEP* **09**, 049 (2012). [arXiv:1111.1220](#) [hep-ph]
64. S. Höche, F. Krauss, M. Schönherr, F. Siegert, QCD matrix elements + parton showers. The NLO case. *JHEP* **04**, 027 (2013). [arXiv:1207.5030](#) [hep-ph]
65. S. Catani, F. Krauss, B.R. Webber, R. Kuhn, QCD matrix elements + parton showers. *JHEP* **11**, 063 (2001). [arXiv:hep-ph/0109231](#)
66. S. Höche, F. Krauss, S. Schumann, F. Siegert, QCD matrix elements and truncated showers. *JHEP* **05**, 053 (2009). [arXiv:0903.1219](#) [hep-ph]
67. T. Sjöstrand et al., An introduction to PYTHIA 8.2. *Comput. Phys. Commun.* **191**, 159 (2015). [arXiv:1410.3012](#) [hep-ph]
68. P. Nason, A new method for combining NLO QCD with shower Monte Carlo algorithms. *JHEP* **11**, 040 (2004). [arXiv:hep-ph/0409146](#)
69. S. Frixione, P. Nason, C. Oleari, Matching NLO QCD computations with parton shower simulations: the POWHEG method. *JHEP* **11**, 070 (2007). [arXiv:0709.2092](#) [hep-ph]
70. S. Alioli, P. Nason, C. Oleari, E. Re, A general framework for implementing NLO calculations in shower Monte Carlo programs: the POWHEG BOX. *JHEP* **06**, 043 (2010). [arXiv:1002.2581](#) [hep-ph]
71. S. Alioli, P. Nason, C. Oleari, E. Re, NLO vector-boson production matched with shower in POWHEG. *JHEP* **07**, 060 (2008). [arXiv:0805.4802](#) [hep-ph]
72. ATLAS Collaboration, Measurement of the Z/γ^* boson transverse momentum distribution in pp collisions at $\sqrt{s} = 7\text{TeV}$ with the ATLAS detector. *JHEP* **09**, 145 (2014). [arXiv:1406.3660](#) [hep-ex]
73. H.-L. Lai et al., New parton distributions for collider physics. *Phys. Rev. D* **82**, 074024 (2010). [arXiv:1007.2241](#) [hep-ph]
74. J. Pumplin et al., New generation of parton distributions with uncertainties from global QCD analysis. *JHEP* **07**, 012 (2002). [arXiv:hep-ph/0201195](#)
75. P. Golonka, Z. Was, PHOTOS Monte Carlo: a precision tool for QED corrections in Z and W decays. *Eur. Phys. J. C* **45**, 97 (2006). [arXiv:hep-ph/0506026](#)
76. N. Davidson, T. Przedzinski, Z. Was, PHOTOS Interface in C++: technical and physics documentation. *Comput. Phys. Commun.* **199**, 86 (2016). [arXiv:1011.0937](#) [hep-ph]
77. S. Alioli, P. Nason, C. Oleari, E. Re, NLO single-top production matched with shower in POWHEG: s - and t -channel contributions. *JHEP* **09**, 111 (2009). [arXiv:0907.4076](#) [hep-ph] [Erratum: *JHEP* **02** (2010) 011]
78. ATLAS Collaboration, Electron and photon performance measurements with the ATLAS detector using the 2015.2017 LHC proton–proton collision data. *JINST* **14**, P12006 (2019). [arXiv:1908.00005](#) [hep-ex]
79. ATLAS Collaboration, Muon reconstruction performance of the ATLAS detector in proton,proton collision data at $\sqrt{s} = 13\text{TeV}$. *Eur. Phys. J. C* **76**, 292 (2016). [arXiv:1603.05598](#) [hep-ex]
80. ATLAS Collaboration, Muon reconstruction and identification efficiency in ATLAS using the full Run 2 pp collision data set at $\sqrt{s} = 13\text{TeV}$. *Eur. Phys. J. C* **81**, 578 (2021). [arXiv:2012.00578](#) [hep-ex]
81. ATLAS Collaboration, Jet reconstruction and performance using particle flow with the ATLAS detector. *Eur. Phys. J. C* **77**, 466 (2017). [arXiv:1703.10485](#) [hep-ex]
82. M. Cacciari, G.P. Salam, G. Soyez, The anti- k_t jet clustering algorithm. *JHEP* **04**, 063 (2008). [arXiv:0802.1189](#) [hep-ph]
83. M. Cacciari, G.P. Salam, G. Soyez, FastJet user manual. *Eur. Phys. J. C* **72**, 1896 (2012). [arXiv:1111.6097](#) [hep-ph]
84. ATLAS Collaboration, Performance of pile-up mitigation techniques for jets in pp collisions at $\sqrt{s} = 8\text{TeV}$ using the ATLAS detector. *Eur. Phys. J. C* **76**, 581 (2016). [arXiv:1510.03823](#) [hep-ex]
85. ATLAS Collaboration, Tagging and suppression of pileup jets with the ATLAS detector, ATLAS-CONF-2014-018, 2014. <https://cds.cern.ch/record/1700870>. Accessed 8 July 2022
86. ATLAS Collaboration, ATLAS b -jet identification performance and efficiency measurement with $t\bar{t}$ events in pp collisions at $\sqrt{s} = 13\text{TeV}$. *Eur. Phys. J. C* **79**, 970 (2019). [arXiv:1907.05120](#) [hep-ex]
87. ATLAS Collaboration, Measurement of the b -jet identification efficiency for high transverse momentum jets in $t\bar{t}$ events in the lepton + jets channel with the ATLAS detector using Run 2 data, ATL-PHYS-PUB-2021-004, 2021. <https://cds.cern.ch/record/2753734>. Accessed 8 July 2022
88. ATLAS Collaboration, Performance of missing transverse momentum reconstruction with the ATLAS detector using proton–proton collisions at $\sqrt{s} = 13\text{TeV}$. *Eur. Phys. J. C* **78**, 903 (2018). [arXiv:1802.08168](#) [hep-ex]
89. F. Chollet et al., Keras, 2015. <https://github.com/fchollet/keras>. Accessed 8 July 2022
90. M. Abadi et al., TensorFlow: large-scale machine learning on heterogeneous systems, software available from tensorflow.org (2015). <https://www.tensorflow.org/>. Accessed 8 July 2022
91. V. Nair, G.E. Hinton, Rectified linear units improve restricted Boltzmann machines, in *ICML'10: Proceedings of the 27th International Conference on International Conference on Machine Learning, Madison, WI, USA: Omnipress, 2010* 807. isbn:9781605589077
92. I. Sutskever, J. Martens, G. Dahl, G. Hinton, On the importance of initialization and momentum in deep learning, in *Proceedings of the 30th International Conference on Machine Learning, Proceedings of Machine Learning Research 3, Atlanta, Georgia, USA: PMLR, 2013* 1139, vol. 28, ed. by S. Dasgupta and D. McAllester
93. ATLAS Collaboration, Measurements of $W \pm Z$ production cross sections in pp collisions at $\sqrt{s} = 8\text{TeV}$ with the ATLAS detector and limits on anomalous gauge boson self-couplings. *Phys. Rev. D* **93**, 092004 (2016). [arXiv:1603.02151](#) [hep-ex]
94. J. Butterworth et al., PDF4LHC recommendations for LHC Run II. *J. Phys. G* **43**, 023001 (2016). [arXiv:1510.03865](#) [hep-ph]
95. ATLAS Collaboration, Multi-boson simulation for 13 TeV ATLAS analyses, ATL-PHYS-PUB-2016-002, 2016. <https://cds.cern.ch/record/2119986>. Accessed 8 July 2022
96. ATLAS Collaboration, Measurement of the $t\bar{t}Z$ and $t\bar{t}W$ cross sections in proton,proton collisions at $\sqrt{s} = 13\text{TeV}$ with the ATLAS detector. *Phys. Rev. D* **99**, 072009 (2019). [arXiv:1901.03584](#) [hep-ex]
97. ATLAS Collaboration, Evidence for the production of three massive vector bosons with the ATLAS detector. *Phys. Lett. B* **798**, 134913 (2019). [arXiv:1903.10415](#) [hep-ex]

98. ATLAS Collaboration, Luminosity determination in pp collisions at $\sqrt{s} = 13\text{ TeV}$ using the ATLAS detector at the LHC, ATLAS-CONF-2019-021, 2019. <https://cds.cern.ch/record/2677054>. Accessed 8 July 2022
99. G. Avoni et al., The new LUCID-2 detector for luminosity measurement and monitoring in ATLAS. JINST **13**, P07017 (2018)
100. ATLAS Collaboration, Measurement of the Inelastic Proton-Proton Cross Section at $\sqrt{s} = 13\text{ TeV}$ with the ATLAS Detector at the LHC. Phys. Rev. Lett. **117**, 182002 (2016). [arXiv:1606.02625](https://arxiv.org/abs/1606.02625) [hep-ex]
101. ATLAS Collaboration, Jet energy scale measurements and their systematic uncertainties in proton-proton collisions at $\sqrt{s} = 13\text{ TeV}$ with the ATLAS detector. Phys. Rev. D **96**, 072002 (2017). [arXiv:1703.09665](https://arxiv.org/abs/1703.09665) [hep-ex]
102. G. Cowan, K. Cranmer, E. Gross, O. Vitells, Asymptotic formulae for likelihood-based tests of new physics. Eur. Phys. J. C **71**, 1554 (2011). [arXiv:1007.1727](https://arxiv.org/abs/1007.1727) [physics.data-an] [Erratum: Eur. Phys. J. C **73** (2013) 2501]
103. A.L. Read, Presentation of search results: the CL_s technique. J. Phys. G **28**, 2693 (2002)
104. T. C. C. The ATLAS Collaboration and T. L. H. C. Group, Procedure for the LHC Higgs boson search combination in summer 2011, ATL-PHYS-PUB-2011-011, 2011. <https://cds.cern.ch/record/1375842>. Accessed 8 July 2022
105. ATLAS Computing Acknowledgements, Technical report, CERN, 2021, <https://cds.cern.ch/record/2776662>. Accessed 8 July 2022

ATLAS Collaboration*

G. Aad¹⁰¹, B. Abbott¹¹⁹, D. C. Abbott¹⁰², K. Abeling⁵⁵, S. H. Abidi²⁹, A. Abouhorma^{35e}, H. Abramowicz¹⁵⁰, H. Abreu¹⁴⁹, Y. Abulaiti¹¹⁶, A. C. Abusleme Hoffman^{136a}, B. S. Acharya^{68a,68b,o}, B. Achkar⁵⁵, L. Adam⁹⁹, C. Adam Bourdarios⁴, L. Adamczyk^{84a}, L. Adamek¹⁵⁴, S. V. Addepalli²⁶, J. Adelman¹¹⁴, A. Adiguzel^{21c}, S. Adorni⁵⁶, T. Adye¹³³, A. A. Affolder¹³⁵, Y. Afik³⁶, M. N. Agaras¹³, J. Agarwala^{72a,72b}, A. Aggarwal⁹⁹, C. Agheorghiesei^{27c}, J. A. Aguilar-Saavedra^{129f}, A. Ahmad³⁶, F. Ahmadov^{38,w}, W. S. Ahmed¹⁰³, X. Ai⁴⁸, G. Aielli^{75a,75b}, I. Aizenberg¹⁶⁷, M. Akbiyik⁹⁹, T. P. A. Åkesson⁹⁷, A. V. Akimov³⁷, K. Al Khoury⁴¹, G. L. Alberghi^{23b}, J. Albert¹⁶³, P. Albicocco⁵³, M. J. Alconada Verzini⁸⁹, S. Alderweireldt⁵², M. Aleksa³⁶, I. N. Aleksandrov³⁸, C. Alexa^{27b}, T. Alexopoulos¹⁰, A. Alfonsi¹¹³, F. Alfonsi^{23b}, M. Alhroob¹¹⁹, B. Ali¹³¹, S. Ali¹⁴⁷, M. Aliev³⁷, G. Alimonti^{70a}, C. Allaire³⁶, B. M. M. Allbrooke¹⁴⁵, P. P. Allport²⁰, A. Aloisio^{71a,71b}, F. Alonso⁸⁹, C. Alpigiani¹³⁷, E. Alunno Camelia^{75a,75b}, M. Alvarez Estevez⁹⁸, M. G. Alvigi^{71a,71b}, Y. Amaral Coutinho^{81b}, A. Ambler¹⁰³, C. Amelung³⁶, C. G. Ames¹⁰⁸, D. Amidei¹⁰⁵, S. P. Amor Dos Santos^{129a}, S. Amoroso⁴⁸, K. R. Amos¹⁶¹, C. S. Amrouche⁵⁶, V. Ananiev¹²⁴, C. Anastopoulos¹³⁸, N. Andari¹³⁴, T. Andeen¹¹, J. K. Anders¹⁹, S. Y. Andrean^{47a,47b}, A. Andreazza^{70a,70b}, S. Angelidakis⁹, A. Angerami^{41,y}, A. V. Anisenkov³⁷, A. Annovi^{73a}, C. Antel⁵⁶, M. T. Anthony¹³⁸, E. Antipov¹²⁰, M. Antonelli⁵³, D. J. A. Antrim^{17a}, F. Anulli^{74a}, M. Aoki⁸², J. A. Aparisi Pozo¹⁶¹, M. A. Aparo¹⁴⁵, L. Aperio Bella⁴⁸, C. Appelt¹⁸, N. Aranzabal³⁶, V. Araujo Ferraz^{81a}, C. Arcangeletti⁵³, A. T. H. Arce⁵¹, E. Arena⁹¹, J. F. Arguin¹⁰⁷, S. Argyropoulos⁵⁴, J.-H. Arling⁴⁸, A. J. Armbruster³⁶, O. Arnaez¹⁵⁴, H. Arnold¹¹³, Z. P. Arrubarrena Tame¹⁰⁸, G. Artoni^{74a,74b}, H. Asada¹¹⁰, K. Asai¹¹⁷, S. Asai¹⁵², N. A. Asbah⁶¹, E. M. Asimakopoulou¹⁵⁹, J. Assahsah^{35d}, K. Assamagan²⁹, R. Astalos^{28a}, R. J. Atkin^{33a}, M. Atkinson¹⁶⁰, N. B. Atlay¹⁸, H. Atmani^{62b}, P. A. Atmasiddha¹⁰⁵, K. Augsten¹³¹, S. Auricchio^{71a,71b}, A. D. Aurioi²⁰, V. A. Austrup¹⁶⁹, G. Avner¹⁴⁹, G. Avolio³⁶, K. Axiotis⁵⁶, M. K. Ayoub^{14c}, G. Azuelos^{107,ac}, D. Babal^{28a}, H. Bachacou¹³⁴, K. Bachas^{151,q}, A. Bachiu³⁴, F. Backman^{47a,47b}, A. Badea⁶¹, P. Bagnaia^{74a,74b}, M. Bahmani¹⁸, A. J. Bailey¹⁶¹, V. R. Bailey¹⁶⁰, J. T. Baines¹³³, C. Bakalis¹⁰, O. K. Baker¹⁷⁰, P. J. Bakker¹¹³, E. Bakos¹⁵, D. Bakshi Gupta⁸, S. Balaji¹⁴⁶, R. Balasubramanian¹¹³, E. M. Baldin³⁷, P. Balek¹³², E. Ballabene^{70a,70b}, F. Balli¹³⁴, L. M. Baltes^{63a}, W. K. Balunas³², J. Balz⁹⁹, E. Banas⁸⁵, M. Bandieramonte¹²⁸, A. Bandyopadhyay²⁴, S. Bansal²⁴, L. Barak¹⁵⁰, E. L. Barberio¹⁰⁴, D. Barberis^{57b,57a}, M. Barbero¹⁰¹, G. Barbour⁹⁵, K. N. Barends^{33a}, T. Barillari¹⁰⁹, M.-S. Barisits³⁶, J. Barkeloo¹²², T. Barklow¹⁴², R. M. Barnett^{17a}, P. Baron¹²¹, D. A. Baron Moreno¹⁰⁰, A. Baroncelli^{62a}, G. Barone²⁹, A. J. Barr¹²⁵, L. Barranco Navarro^{47a,47b}, F. Barreiro⁹⁸, J. Barreiro Guimarães da Costa^{14a}, U. Barron¹⁵⁰, M. G. Barros Teixeira^{129a}, S. Barsov³⁷, F. Bartels^{63a}, R. Bartoldus¹⁴², A. E. Barton⁹⁰, P. Bartos^{28a}, A. Basalae⁴⁸, A. Basan⁹⁹, M. Baselga⁴⁹, I. Bashta^{76a,76b}, A. Bassalat^{66,z}, M. J. Basso¹⁵⁴, C. R. Basson¹⁰⁰, R. L. Bates⁵⁹, S. Batlamous^{35c}, J. R. Batley³², B. Batool¹⁴⁰, M. Battaglia¹³⁵, M. Bauce^{74a,74b}, P. Bauer²⁴, A. Bayirli^{21a}, J. B. Beacham⁵¹, T. Beau¹²⁶, P. H. Beauchemin¹⁵⁷, F. Becherer⁵⁴, P. Bechtel²⁴, H. P. Beck^{19,p}, K. Becker¹⁶⁵, C. Becot⁴⁸, A. J. Beddall^{21d}, V. A. Bednyakov³⁸, C. P. Bee¹⁴⁴, L. J. Beamster¹⁵, T. A. Beermann³⁶, M. Begalli^{81b,81d}, M. Begel²⁹, A. Behera¹⁴⁴, J. K. Behr⁴⁸, C. Beirao Da Cruz E Silva³⁶, J. F. Beirer^{55,36}, F. Beisiegel²⁴, M. Belfkir^{115b}, G. Bella¹⁵⁰, L. Bellagamba^{23b}, A. Bellerive³⁴,

M. M. Czurylo^{63b}, M. J. Da Cunha Sargedas De Sousa^{62a}, J. V. Da Fonseca Pinto^{81b}, C. Da Via¹⁰⁰, W. Dabrowski^{84a}, T. Dado⁴⁹, S. Dahbi^{33g}, T. Dai¹⁰⁵, C. Dallapiccola¹⁰², M. Dam⁴², G. D'amen²⁹, V. D'Amico^{76a,76b}, J. Damp⁹⁹, J. R. Dandoy¹²⁷, M. F. Daneri³⁰, M. Danninger¹⁴¹, V. Dao³⁶, G. Darbo^{57b}, S. Darmora⁶, S. J. Das²⁹, A. Dattagupta¹²², S. D'Auria^{70a,70b}, C. David^{155b}, T. Davidek¹³², D. R. Davis⁵¹, B. Davis-Purcell³⁴, I. Dawson⁹³, K. De⁸, R. De Asmundis^{71a}, M. De Beurs¹¹³, S. De Castro^{23b,23a}, N. De Groot¹¹², P. de Jong¹¹³, H. De la Torre¹⁰⁶, A. De Maria^{14c}, A. De Salvo^{74a}, U. De Sanctis^{75a,75b}, M. De Santis^{75a,75b}, A. De Santo¹⁴⁵, J. B. De Vivie De Regie⁶⁰, D. V. Dedovich³⁸, J. Degens¹¹³, A. M. Deiana⁴⁴, F. Del Corso^{23b,23a}, J. Del Peso⁹⁸, F. Del Rio^{63a}, F. Deliot¹³⁴, C. M. Delitzsch⁴⁹, M. Della Pietra^{71a,71b}, D. Della Volpe⁵⁶, A. Dell'Acqua³⁶, L. Dell'Asta^{70a,70b}, M. Delmastro⁴, P. A. Delsart⁶⁰, S. Demers¹⁷⁰, M. Demichev³⁸, S. P. Denisov³⁷, L. D'Eramo¹¹⁴, D. Derendarz⁸⁵, F. Derue¹²⁶, P. Dervan⁹¹, K. Desch²⁴, K. Dette¹⁵⁴, C. Deutsch²⁴, P. O. Deviveiros³⁶, F. A. Di Bello^{74a,74b}, A. Di Ciaccio^{75a,75b}, L. Di Ciaccio⁴, A. Di Domenico^{74a,74b}, C. Di Donato^{71a,71b}, A. Di Girolamo³⁶, G. Di Gregorio^{73a,73b}, A. Di Luca^{77a,77b}, B. Di Micco^{76a,76b}, R. Di Nardo^{76a,76b}, C. Diaconu¹⁰¹, F. A. Dias¹¹³, T. Dias Do Vale¹⁴¹, M. A. Diaz^{136a,136b}, F. G. Diaz Capriles²⁴, M. Didenko¹⁶¹, E. B. Diehl¹⁰⁵, L. Diehl⁵⁴, S. Díez Cornell⁴⁸, C. Díez Pardos¹⁴⁰, C. Dimitriadis^{24,159}, A. Dimitrievska^{17a}, W. Ding^{14b}, J. Dingfelder²⁴, I-M. Dinu^{27b}, S. J. Dittmeier^{63b}, F. Dittus³⁶, F. Djama¹⁰¹, T. Djobava^{148b}, J. I. Djuvsland¹⁶, D. Dodsworth²⁶, C. Doglioni^{100,97}, J. Dolejsi¹³², Z. Dolezal¹³², M. Donadelli^{81c}, B. Dong^{62c}, J. Donini⁴⁰, A. D'Onofrio^{14c}, M. D'Onofrio⁹¹, J. Dopke¹³³, A. Doria^{71a}, M. T. Dova⁸⁹, A. T. Doyle⁵⁹, M. A. Draguet¹²⁵, E. Drechsler¹⁴¹, E. Dreyer¹⁶⁷, I. Drivas-koulouris¹⁰, A. S. Drobac¹⁵⁷, D. Du^{62a}, T. A. du Pree¹¹³, F. Dubinin³⁷, M. Dubovsky^{28a}, E. Duchovni¹⁶⁷, G. Duckeck¹⁰⁸, O. A. Ducu³⁶, D. Duda¹⁰⁹, A. Dudarev³⁶, M. D'uffizi¹⁰⁰, L. Dufлот⁶⁶, M. Dührssen³⁶, C. Dülsen¹⁶⁹, A. E. Dumitriu^{27b}, M. Dunford^{63a}, S. Dungs⁴⁹, K. Dunne^{47a,47b}, A. Duperrin¹⁰¹, H. Duran Yildiz^{3a}, M. Düren⁵⁸, A. Durglishvili^{148b}, B. L. Dwyer¹¹⁴, G. I. Dyckes^{17a}, M. Dyndal^{84a}, S. Dysch¹⁰⁰, B. S. Dziedzic⁸⁵, Z. O. Earnshaw¹⁴⁵, B. Eckerova^{28a}, M. G. Eggleston⁵¹, E. Egidio Purcino De Souza^{81b}, L. F. Ehrke⁵⁶, G. Eigen¹⁶, K. Einsweiler^{17a}, T. Ekelof¹⁵⁹, P. A. Ekman⁹⁷, Y. El Ghazali^{35b}, H. El Jarrari^{35e,147}, A. El Moussaouy^{35a}, V. Ellajosyula¹⁵⁹, M. Ellert¹⁵⁹, F. Ellinghaus¹⁶⁹, A. A. Elliot⁹³, N. Ellis³⁶, J. Elmsheuser²⁹, M. Elsing³⁶, D. Emelianov¹³³, A. Emerman⁴¹, Y. Enari¹⁵², I. Ene^{17a}, S. Epari¹³, J. Erdmann⁴⁹, A. Ereditato¹⁹, P. A. Erland⁸⁵, M. Errenst¹⁶⁹, M. Escalier⁶⁶, C. Escobar¹⁶¹, E. Etzion¹⁵⁰, G. Evans^{129a}, H. Evans⁶⁷, M. O. Evans¹⁴⁵, A. Ezhilov³⁷, S. Ezzarqtouni^{35a}, F. Fabbri⁵⁹, L. Fabbri^{23b,23a}, G. Facini⁹⁵, V. Fadeyev¹³⁵, R. M. Fakhrutdinov³⁷, S. Falciano^{74a}, P. J. Falke²⁴, S. Falke³⁶, J. Faltova¹³², Y. Fan^{14a}, Y. Fang^{14a,14d}, G. Fanourakis⁴⁶, M. Fanti^{70a,70b}, M. Faraj^{68a,68b}, A. Farbin⁸, A. Farilla^{76a}, T. Farooque¹⁰⁶, S. M. Farrington⁵², F. Fassi^{35e}, D. Fassouliotis⁹, M. Fauci Giannelli^{75a,75b}, W. J. Fawcett³², L. Fayard⁶⁶, O. L. Fedin^{37,a}, G. Fedotov³⁷, M. Feickert¹⁶⁰, L. Felgioni¹⁰¹, A. Fell¹³⁸, D. E. Fellers¹²², C. Feng^{62b}, M. Feng^{14b}, M. J. Fenton¹⁵⁸, A. B. Fenyuk³⁷, L. Ferencz⁴⁸, S. W. Ferguson⁴⁵, J. Ferrando⁴⁸, A. Ferrari¹⁵⁹, P. Ferrari¹¹³, R. Ferrari^{72a}, D. Ferrere⁵⁶, C. Ferretti¹⁰⁵, F. Fiedler⁹⁹, A. Filipčič⁹², E. K. Filmer¹, F. Filthaut¹¹², M. C. N. Fiolhais^{129a,129c,b}, L. Fiorini¹⁶¹, F. Fischer¹⁴⁰, W. C. Fisher¹⁰⁶, T. Fitschen^{20,66}, I. Fleck¹⁴⁰, P. Fleischmann¹⁰⁵, T. Flick¹⁶⁹, L. Flores¹²⁷, M. Flores^{33d}, L. R. Flores Castillo^{64a}, F. M. Follega^{77a,77b}, N. Fomin¹⁶, J. H. Foo¹⁵⁴, B. C. Forland⁶⁷, A. Formica¹³⁴, A. C. Forti¹⁰⁰, E. Fortin¹⁰¹, A. W. Fortman⁶¹, M. G. Foti^{17a}, L. Fountas⁹, D. Fournier⁶⁶, H. Fox⁹⁰, P. Francavilla^{73a,73b}, S. Francescato⁶¹, M. Franchini^{23b,23a}, S. Franchino^{63a}, D. Francis³⁶, L. Franco¹¹², L. Franconi¹⁹, M. Franklin⁶¹, G. Frattari²⁶, A. C. Freegard⁹³, P. M. Freeman²⁰, W. S. Freund^{81b}, N. Fritzsche⁵⁰, A. Froch⁵⁴, D. Froidevaux³⁶, J. A. Frost¹²⁵, Y. Fu^{62a}, M. Fujimoto¹¹⁷, E. Fullana Torregrosa^{161,*}, J. Fuster¹⁶¹, A. Gabrielli^{23b,23a}, A. Gabrielli³⁶, P. Gadov⁴⁸, G. Gagliardi^{57b,57a}, L. G. Gagnon^{17a}, G. E. Gallardo¹²⁵, E. J. Gallas¹²⁵, B. J. Gallop¹³³, R. Gamboa Goni⁹³, K. K. Gan¹¹⁸, S. Ganguly¹⁵², J. Gao^{62a}, Y. Gao⁵², F. M. Garay Walls^{136a,136b}, B. Garcia^{29,af}, C. García¹⁶¹, J. E. García Navarro¹⁶¹, J. A. García Pascual^{14a}, M. Garcia-Sciveres^{17a}, R. W. Gardner³⁹, D. Garg⁷⁹, R. B. Garg¹⁴², S. Gargiulo⁵⁴, C. A. Garner¹⁵⁴, V. Garonne²⁹, S. J. Gasiorowski¹³⁷, P. Gaspar^{81b}, G. Gaudio^{72a}, V. Gautam¹³, P. Gauzzi^{74a,74b}, I. L. Gavrilenko³⁷, A. Gavriluk³⁷, C. Gay¹⁶², G. Gaycken⁴⁸, E. N. Gazis¹⁰, A. A. Geanta^{27b}, C. M. Gee¹³⁵, J. Geisen⁹⁷, M. Geisen⁹⁹, C. Gemme^{57b}, M. H. Genest⁶⁰, S. Gentile^{74a,74b}, S. George⁹⁴, W. F. George²⁰, T. Gerialis⁴⁶, L. O. Gerlach⁵⁵, P. Gessinger-Befurt³⁶, M. Ghasemi Bostanabad¹⁶³, M. Ghneimat¹⁴⁰, A. Ghosal¹⁴⁰, A. Ghosh¹⁵⁸, A. Ghosh⁷, B. Giacobbe^{23b}, S. Giagu^{74a,74b}, N. Giangiacomi¹⁵⁴, P. Giannetti^{73a}, A. Giannini^{62a}, S. M. Gibson⁹⁴, M. Gignac¹³⁵, D. T. Gil^{84b}, A. K. Gilbert^{84a}, B. J. Gilbert⁴¹, D. Gillberg³⁴, G. Gilles¹¹³, N. E. K. Gillwald⁴⁸, L. Ginabat¹²⁶, D. M. Gingrich^{2,ac}, M. P. Giordani^{68a,68c}, P. F. Giraud¹³⁴, G. Giugliarelli^{68a,68c}, D. Giugni^{70a}, F. Giuli³⁶

I. Gkialas^{9,i}, L. K. Gladilin³⁷, C. Glasman⁹⁸, G. R. Gledhill¹²², M. Glisic¹²², I. Gnesi^{43b,e}, Y. Go^{29,af}, M. Goblirsch-Kolb²⁶, D. Godin¹⁰⁷, S. Goldfarb¹⁰⁴, T. Golling⁵⁶, M. G. D. Gololo^{33g}, D. Golubkov³⁷, J. P. Gombas¹⁰⁶, A. Gomes^{129a,129b}, G. Gomes Da Silva¹⁴⁰, A. J. Gomez Delegido¹⁶¹, R. Goncalves Gama⁵⁵, R. Gonçalo^{129a,129c}, G. Gonella¹²², L. Gonella²⁰, A. Gongadze³⁸, F. Gonnella²⁰, J. L. Gonski⁴¹, S. González de la Hoz¹⁶¹, S. Gonzalez Fernandez¹³, R. Gonzalez Lopez⁹¹, C. Gonzalez Renteria^{17a}, R. Gonzalez Suarez¹⁵⁹, S. Gonzalez-Sevilla⁵⁶, G. R. Gonzalvo Rodriguez¹⁶¹, R. Y. González Andana⁵², L. Goossens³⁶, N. A. Gorasia²⁰, P. A. Gorbounov³⁷, B. Gorini³⁶, E. Gorini^{69a,69b}, A. Gorišek⁹², A. T. Goshaw⁵¹, M. I. Gostkin³⁸, C. A. Gottardo¹¹², M. Gouighri^{35b}, V. Goumarre⁴⁸, A. G. Goussiou¹³⁷, N. Govender^{33c}, C. Goy⁴, I. Grabowska-Bold^{84a}, K. Graham³⁴, E. Gramstad¹²⁴, S. Grancagnolo¹⁸, M. Grandi¹⁴⁵, V. Gratchev^{37,*}, P. M. Gravila^{27f}, F. G. Gravili^{69a,69b}, H. M. Gray^{17a}, M. Greco^{69a,69b}, C. Grefe²⁴, I. M. Gregor⁴⁸, P. Grenier¹⁴², C. Grieco¹³, A. A. Grillo¹³⁵, K. Grimm^{31,m}, S. Grinstein^{13,t}, J.-F. Grivaz⁶⁶, E. Gross¹⁶⁷, J. Grosse-Knetter⁵⁵, C. Grud¹⁰⁵, A. Grummer¹¹¹, J. C. Grundy¹²⁵, L. Guan¹⁰⁵, W. Guan¹⁶⁸, C. Gubbels¹⁶², J. G. R. Guerrero Rojas¹⁶¹, G. Guerrieri^{68a,68c}, F. Guescini¹⁰⁹, R. Gugel⁹⁹, J. A. M. Guhit¹⁰⁵, A. Guida⁴⁸, T. Guillemin⁴, E. Guilloton^{165,133}, S. Guindon³⁶, F. Guo^{14a,14d}, J. Guo^{62c}, L. Guo⁶⁶, Y. Guo¹⁰⁵, R. Gupta⁴⁸, S. Gurbuz²⁴, S. S. Gurdasani⁵⁴, G. Gustavino³⁶, M. Guth⁵⁶, P. Gutierrez¹¹⁹, L. F. Gutierrez Zagazeta¹²⁷, C. Gutschow⁹⁵, C. Guyot¹³⁴, C. Gwenlan¹²⁵, C. B. Gwilliam⁹¹, E. S. Haaland¹²⁴, A. Haas¹¹⁶, M. Habedank⁴⁸, C. Haber^{17a}, H. K. Hadavand⁸, A. Hadei⁹⁹, S. Hadzic¹⁰⁹, M. Haleem¹⁶⁴, J. Haley¹²⁰, J. J. Hall¹³⁸, G. D. Hallowell¹⁰¹, L. Halser¹⁹, K. Hamano¹⁶³, H. Hamdaoui^{35e}, M. Hamer²⁴, G. N. Hamity⁵², J. Han^{62b}, K. Han^{62a}, L. Han^{14c}, L. Han^{62a}, S. Han^{17a}, Y. F. Han¹⁵⁴, K. Hanagaki⁸², M. Hance¹³⁵, D. A. Hangal^{41,y}, M. D. Hank³⁹, R. Hankache¹⁰⁰, J. B. Hansen⁴², J. D. Hansen⁴², P. H. Hansen⁴², K. Hara¹⁵⁶, D. Harada⁵⁶, T. Harenberg¹⁶⁹, S. Harkusha³⁷, Y. T. Harris¹²⁵, P. F. Harrison¹⁶⁵, N. M. Hartman¹⁴², N. M. Hartmann¹⁰⁸, Y. Hasegawa¹³⁹, A. Hasib⁵², S. Haug¹⁹, R. Hauser¹⁰⁶, M. Havranek¹³¹, C. M. Hawkes²⁰, R. J. Hawkins³⁶, S. Hayashida¹¹⁰, D. Hayden¹⁰⁶, C. Hayes¹⁰⁵, R. L. Hayes¹⁶², C. P. Hays¹²⁵, J. M. Hays⁹³, H. S. Hayward⁹¹, F. He^{62a}, Y. He¹⁵³, Y. He¹²⁶, M. P. Heath⁵², V. Hedberg⁹⁷, A. L. Heggelund¹²⁴, N. D. Hehir⁹³, C. Heidegger⁵⁴, K. K. Heidegger⁵⁴, W. D. Heidorn⁸⁰, J. Heilman³⁴, S. Heim⁴⁸, T. Heim^{17a}, J. G. Heinlein¹²⁷, J. J. Heinrich¹²², L. Heinrich³⁶, J. Hejbal¹³⁰, L. Helary⁴⁸, A. Held¹¹⁶, S. Hellesund¹²⁴, C. M. Helling¹⁶², S. Hellman^{47a,47b}, C. Helsens³⁶, R. C. W. Henderson⁹⁰, L. Henkelmann³², A. M. Henriques Correia³⁶, H. Herde¹⁴², Y. Hernández Jiménez¹⁴⁴, H. Herr⁹⁹, M. G. Herrmann¹⁰⁸, T. Herrmann⁵⁰, G. Herten⁵⁴, R. Hertenberger¹⁰⁸, L. Hervas³⁶, N. P. Hessey^{155a}, H. Hibi⁸³, E. Higón-Rodríguez¹⁶¹, S. J. Hillier²⁰, I. Hinchliffe^{17a}, F. Hinterkeuser²⁴, M. Hirose¹²³, S. Hirose¹⁵⁶, D. Hirschbuehl¹⁶⁹, T. G. Hitchings¹⁰⁰, B. Hiti⁹², J. Hobbs¹⁴⁴, R. Hobincu^{27e}, N. Hod¹⁶⁷, M. C. Hodgkinson¹³⁸, B. H. Hodgkinson³², A. Hoecker³⁶, J. Hofer⁴⁸, D. Hohn⁵⁴, T. Holm²⁴, M. Holzbock¹⁰⁹, L. B. A. H. Hommels³², B. P. Honan¹⁰⁰, J. Hong^{62c}, T. M. Hong¹²⁸, Y. Hong⁵⁵, J. C. Honig⁵⁴, A. Hönle¹⁰⁹, B. H. Hooberman¹⁶⁰, W. H. Hopkins⁶, Y. Horii¹¹⁰, S. Hou¹⁴⁷, A. S. Howard⁹², J. Howarth⁵⁹, J. Hoya⁸⁹, M. Hrabovsky¹²¹, A. Hrynevich³⁷, T. Hryn'ova⁴, P. J. Hsu⁶⁵, S.-C. Hsu¹³⁷, Q. Hu^{41,y}, Y. F. Hu^{14a,14d,ae}, D. P. Huang⁹⁵, S. Huang^{64b}, X. Huang^{14c}, Y. Huang^{62a}, Y. Huang^{14a}, Z. Huang¹⁰⁰, Z. Hubacek¹³¹, M. Huebner²⁴, F. Huegging²⁴, T. B. Huffman¹²⁵, M. Huhtinen³⁶, S. K. Huiberts¹⁶, R. Hulsken¹⁰³, N. Huseynov^{12,a}, J. Huston¹⁰⁶, J. Huth⁶¹, R. Hyneman¹⁴², S. Hyrych^{28a}, G. Iacobucci⁵⁶, G. Iakovidis²⁹, I. Ibragimov¹⁴⁰, L. Iconomidou-Fayard⁶⁶, P. Iengo^{71a,71b}, R. Iguchi¹⁵², T. Iizawa⁵⁶, Y. Ikegami⁸², A. Ilg¹⁹, N. Ilic¹⁵⁴, H. Imam^{35a}, T. Ingebretsen Carlson^{47a,47b}, G. Introzzi^{72a,72b}, M. Iodice^{76a}, V. Ippolito^{74a,74b}, M. Ishino¹⁵², W. Islam¹⁶⁸, C. Issever^{18,48}, S. Istin^{21a,ag}, H. Ito¹⁶⁶, J. M. Iturbe Ponce^{64a}, R. Iuppa^{77a,77b}, A. Ivina¹⁶⁷, J. M. Izen⁴⁵, V. Izzo^{71a}, P. Jacka^{130,131}, P. Jackson¹, R. M. Jacobs⁴⁸, B. P. Jaeger¹⁴¹, C. S. Jagfeld¹⁰⁸, G. Jäkel¹⁶⁹, K. Jakobs⁵⁴, T. Jakoubek¹⁶⁷, J. Jamieson⁵⁹, K. W. Janas^{84a}, G. Jarlskog⁹⁷, A. E. Jaspán⁹¹, T. Javůrek³⁶, M. Javurkova¹⁰², F. Jeanneau¹³⁴, L. Jeanty¹²², J. Jejelava^{148a,x}, P. Jenni^{54,f}, C. E. Jessiman³⁴, S. Jézéquel⁴, J. Jia¹⁴⁴, X. Jia⁶¹, X. Jia^{14a,14d}, Z. Jia^{14c}, Y. Jiang^{62a}, S. Jiggins⁵², J. Jimenez Pena¹⁰⁹, S. Jin^{14c}, A. Jinaru^{27b}, O. Jinnouchi¹⁵³, H. Jivan^{33g}, P. Johansson¹³⁸, K. A. Johns⁷, C. A. Johnson⁶⁷, D. M. Jones³², E. Jones¹⁶⁵, P. Jones³², R. W. L. Jones⁹⁰, T. J. Jones⁹¹, J. Jovicevic¹⁵, X. Ju^{17a}, J. J. Junggeburth³⁶, A. Juste Rozas^{13,t}, S. Kabana^{136e}, A. Kaczmarzka⁸⁵, M. Kado^{74a,74b}, H. Kagan¹¹⁸, M. Kagan¹⁴², A. Kahn⁴¹, A. Kahn¹²⁷, C. Kahra⁹⁹, T. Kaji¹⁶⁶, E. Kajomovitz¹⁴⁹, N. Kakati¹⁶⁷, C. W. Kalderon²⁹, A. Kamenshchikov¹⁵⁴, N. J. Kang¹³⁵, Y. Kano¹¹⁰, D. Kar^{33g}, K. Karava¹²⁵, M. J. Kareem^{155b}, E. Karentzos⁵⁴, I. Karkanas¹⁵¹, S. N. Karpov³⁸, Z. M. Karpova³⁸, V. Kartvelishvili⁹⁰, A. N. Karyukhin³⁷, E. Kasimi¹⁵¹, C. Kato^{62d}, J. Katzy⁴⁸, S. Kaur³⁴, K. Kawade¹³⁹, K. Kawagoe⁸⁸, T. Kawaguchi¹¹⁰, T. Kawamoto¹³⁴, G. Kawamura⁵⁵, E. F. Kay¹⁶³, F. I. Kaya¹⁵⁷

S. Kazakos¹³, V. F. Kazanin³⁷, Y. Ke¹⁴⁴, J. M. Keaveney^{33a}, R. Keeler¹⁶³, G. V. Kehris⁶¹, J. S. Keller³⁴, A. S. Kelly⁹⁵, D. Kelsey¹⁴⁵, J. J. Kempster²⁰, J. Kendrick²⁰, K. E. Kennedy⁴¹, O. Kepka¹³⁰, B. P. Kerridge¹⁶⁵, S. Kersten¹⁶⁹, B. P. Kerševan⁹², L. Keszeghova^{28a}, S. Ketabchi Haghighat¹⁵⁴, M. Khandoga¹²⁶, A. Khanov¹²⁰, A. G. Kharlamov³⁷, T. Kharlamova³⁷, E. E. Khoda¹³⁷, T. J. Khoo¹⁸, G. Khoraiuli¹⁶⁴, J. Khubua^{148b}, Y. A. R. Khwaira⁶⁶, M. Kiehn³⁶, A. Kilgallon¹²², D. W. Kim^{47a,47b}, E. Kim¹⁵³, Y. K. Kim³⁹, N. Kimura⁹⁵, A. Kirchhoff⁵⁵, D. Kirchmeier⁵⁰, C. Kirfel²⁴, J. Kirk¹³³, A. E. Kiryunin¹⁰⁹, T. Kishimoto¹⁵², D. P. Kisliuk¹⁵⁴, C. Kitsaki¹⁰, O. Kivernyk²⁴, M. Klassen^{63a}, C. Klein³⁴, L. Klein¹⁶⁴, M. H. Klein¹⁰⁵, M. Klein⁹¹, U. Klein⁹¹, P. Klimek³⁶, A. Klimentov²⁹, F. Klimpel¹⁰⁹, T. Klingl²⁴, T. Klioutchnikova³⁶, F. F. Klitzner¹⁰⁸, P. Kluit¹¹³, S. Kluth¹⁰⁹, E. Kneringer⁷⁸, T. M. Knight¹⁵⁴, A. Knue⁵⁴, D. Kobayashi⁸⁸, R. Kobayashi⁸⁶, M. Kobel⁵⁰, M. Kocian¹⁴², T. Kodama¹⁵², P. Kodyš¹³², D. M. Koeck¹⁴⁵, P. T. Koenig²⁴, T. Koffas³⁴, N. M. Köhler³⁶, M. Kolb¹³⁴, I. Koletsou⁴, T. Komarek¹²¹, K. Köneke⁵⁴, A. X. Y. Kong¹, T. Kono¹¹⁷, N. Konstantinidis⁹⁵, B. Konya⁹⁷, R. Kopeliansky⁶⁷, S. Koperny^{84a}, K. Korcyl⁸⁵, K. Kordas¹⁵¹, G. Koren¹⁵⁰, A. Korn⁹⁵, S. Korn⁵⁵, I. Korolkov¹³, N. Korotkova³⁷, B. Kortman¹¹³, O. Kortner¹⁰⁹, S. Kortner¹⁰⁹, W. H. Kostecka¹¹⁴, V. V. Kostyukhin¹⁴⁰, A. Kotsokechagia⁶⁶, A. Kotwal⁵¹, A. Koulouris³⁶, A. Kourkouveli-Charalampidi^{72a,72b}, C. Kourkouvelis⁹, E. Kourlitis⁶, O. Kovanda¹⁴⁵, R. Kowalewski¹⁶³, W. Kozanecki¹³⁴, A. S. Kozhin³⁷, V. A. Kramarenko³⁷, G. Kramberger⁹², P. Kramer⁹⁹, M. W. Krasny¹²⁶, A. Krasznahorkay³⁶, J. A. Kremer⁹⁹, T. Kresse⁵⁰, J. Kretzschmar⁹¹, K. Kreul¹⁸, P. Krieger¹⁵⁴, F. Krieter¹⁰⁸, S. Krishnamurthy¹⁰², A. Krishnan^{63b}, M. Krivos¹³², K. Krizka^{17a}, K. Kroeninger⁴⁹, H. Kroha¹⁰⁹, J. Kroll¹³⁰, J. Kroll¹²⁷, K. S. Krowpman¹⁰⁶, U. Kruchonak³⁸, H. Krüger²⁴, N. Krumnack⁸⁰, M. C. Kruse⁵¹, J. A. Krzysiak⁸⁵, A. Kubota¹⁵³, O. Kuchinskaja³⁷, S. Kuday^{3a}, D. Kuechler⁴⁸, J. T. Kuechler⁴⁸, S. Kuehn³⁶, T. Kuhl⁴⁸, V. Kukhtin³⁸, Y. Kulchitsky^{37,a}, S. Kuleshov^{136d,136b}, M. Kumar^{33g}, N. Kumari¹⁰¹, M. Kuna⁶⁰, A. Kupco¹³⁰, T. Kupfer⁴⁹, A. Kupich³⁷, O. Kuprash⁵⁴, H. Kurashige⁸³, L. L. Kurchaninov^{155a}, Y. A. Kurochkin³⁷, A. Kurova³⁷, E. S. Kuwertz³⁶, M. Kuze¹⁵³, A. K. Kvam¹⁰², J. Kvitá¹²¹, T. Kwan¹⁰³, K. W. Kwok^{64a}, C. Lacasta¹⁶¹, F. Lacava^{74a,74b}, H. Lacker¹⁸, D. Lacour¹²⁶, N. N. Lad⁹⁵, E. Ladygin³⁸, B. Laforge¹²⁶, T. Lagouri^{136c}, S. Lai⁵⁵, I. K. Lakomic^{84a}, N. Lalloue⁶⁰, J. E. Lambert¹¹⁹, S. Lammers⁶⁷, W. Lampl⁷, C. Lampoudis¹⁵¹, A. N. Lancaster¹¹⁴, E. Lançon²⁹, U. Landgraf⁵⁴, M. P. J. Landon⁹³, V. S. Lang⁵⁴, R. J. Langenberg¹⁰², A. J. Lankford¹⁵⁸, F. Lanni²⁹, K. Lantzsche²⁴, A. Lanza^{72a}, A. Lapertosa^{57b,57a}, J. F. Laporte¹³⁴, T. Lari^{70a}, F. Lasagni Manghi^{23b}, M. Lassnig³⁶, V. Latonova¹³⁰, T. S. Lau^{64a}, A. Laudrain⁹⁹, A. Laurier³⁴, S. D. Lawlor⁹⁴, Z. Lawrence¹⁰⁰, M. Lazzaroni^{70a,70b}, B. Le¹⁰⁰, B. Leban⁹², A. Lebedev⁸⁰, M. LeBlanc³⁶, T. LeCompte⁶, F. Ledroit-Guillon⁶⁰, A. C. A. Lee⁹⁵, G. R. Lee¹⁶, L. Lee⁶¹, S. C. Lee¹⁴⁷, S. Lee^{47a,47b}, L. L. Leeuw^{33c}, H. P. Lefebvre⁹⁴, M. Lefebvre¹⁶³, C. Leggett^{17a}, K. Lehmann¹⁴¹, G. Lehmann Miotto³⁶, W. A. Leight¹⁰², A. Leisos^{151,s}, M. A. L. Leite^{81c}, C. E. Leitgeb⁴⁸, R. Leitner¹³², K. J. C. Leney⁴⁴, T. Lenz²⁴, S. Leone^{73a}, C. Leonidopoulos⁵², A. Leopold¹⁴³, C. Leroy¹⁰⁷, R. Les¹⁰⁶, C. G. Lester³², M. Levchenko³⁷, J. Levêque⁴, D. Levin¹⁰⁵, L. J. Levinson¹⁶⁷, D. J. Lewis²⁰, B. Li^{14b}, B. Li^{62b}, C. Li^{62a}, C-Q. Li^{62c,62d}, H. Li^{62a}, H. Li^{62b}, H. Li^{14c}, H. Li^{62b}, J. Li^{62c}, K. Li¹³⁷, L. Li^{62c}, M. Li^{14a,14d}, Q. Y. Li^{62a}, S. Li^{62d,62c,d}, T. Li^{62b}, X. Li¹⁰³, Z. Li^{62b}, Z. Li¹²⁵, Z. Li¹⁰³, Z. Li⁹¹, Z. Liang^{14a}, M. Liberatore⁴⁸, B. Liberti^{75a}, K. Lie^{64c}, J. Lieber Marin^{81b}, K. Lin¹⁰⁶, R. A. Linck⁶⁷, R. E. Lindley⁷, J. H. Lindon², A. Lins⁴⁸, E. Lipeles¹²⁷, A. Lipniacka¹⁶, T. M. Liss^{160,aa}, A. Lister¹⁶², J. D. Little⁴, B. Liu^{14a}, B. X. Liu¹⁴¹, D. Liu^{62d,62c}, J. B. Liu^{62a}, J. K. K. Liu³², K. Liu^{62d,62c}, M. Liu^{62a}, M. Y. Liu^{62a}, P. Liu^{14a}, Q. Liu^{137,62c,62d}, X. Liu^{62a}, Y. Liu⁴⁸, Y. Liu^{14c,14d}, Y. L. Liu¹⁰⁵, Y. W. Liu^{62a}, M. Livan^{72a,72b}, J. Llorente Merino¹⁴¹, S. L. Lloyd⁹³, E. M. Lobodzinska⁴⁸, P. Loch⁷, S. Loffredo^{75a,75b}, T. Lohse¹⁸, K. Lohwasser¹³⁸, M. Lokajicek¹³⁰, J. D. Long¹⁶⁰, I. Longarini^{74a,74b}, L. Longo^{69a,69b}, R. Longo¹⁶⁰, I. Lopez Paz³⁶, A. Lopez Solis⁴⁸, J. Lorenz¹⁰⁸, N. Lorenzo Martinez⁴, A. M. Lory¹⁰⁸, A. Lösle⁵⁴, X. Lou^{47a,47b}, X. Lou^{14a,14d}, A. Lounis⁶⁶, J. Love⁶, P. A. Love⁹⁰, J. J. Lozano Bahilo¹⁶¹, G. Lu^{14a,14d}, M. Lu⁷⁹, S. Lu¹²⁷, Y. J. Lu⁶⁵, H. J. Lubatti¹³⁷, C. Luci^{74a,74b}, F. L. Lucio Alves^{14c}, A. Lucotte⁶⁰, F. Luehring⁶⁷, I. Luise¹⁴⁴, O. Lukianchuk⁶⁶, O. Lundberg¹⁴³, B. Lund-Jensen¹⁴³, N. A. Luongo¹²², M. S. Lutz¹⁵⁰, D. Lynn²⁹, H. Lyons⁹¹, R. Lysak¹³⁰, E. Lytken⁹⁷, F. Lyu^{14a}, V. Lyubushkin³⁸, T. Lyubushkina³⁸, H. Ma²⁹, L. L. Ma^{62b}, Y. Ma⁹⁵, D. M. Mac Donell¹⁶³, G. Maccarrone⁵³, J. C. MacDonald¹³⁸, R. Madar⁴⁰, W. F. Mader⁵⁰, J. Maeda⁸³, T. Maeno²⁹, M. Maerker⁵⁰, V. Magerl⁵⁴, J. Magro^{68a,68c}, H. Maguire¹³⁸, D. J. Mahon⁴¹, C. Maidantchik^{81b}, A. Maio^{129a,129b,129d}, K. Maj^{84a}, O. Majersky^{28a}, S. Majewski¹²², N. Makovec⁶⁶, V. Maksimovic¹⁵, B. Malaescu¹²⁶, Pa. Malecki⁸⁵, V. P. Maleev³⁷, F. Malek⁶⁰, D. Malito^{43b,43a}, U. Mallik⁷⁹, C. Malone³², S. Maltezos¹⁰, S. Malyukov³⁸, J. Mamuzic¹³, G. Mancini⁵³

G. Manco^{72a,72b}^{ID}, J. P. Mandalia⁹³^{ID}, I. Mandić⁹²^{ID}, L. Manhaes de Andrade Filho^{81a}^{ID}, I. M. Maniatis¹⁵¹^{ID}, M. Manisha¹³⁴^{ID}, J. Manjarres Ramos⁵⁰^{ID}, D. C. Mankad¹⁶⁷^{ID}, K. H. Mankinen⁹⁷^{ID}, A. Mann¹⁰⁸^{ID}, A. Manousos⁷⁸^{ID}, B. Mansoulié¹³⁴^{ID}, S. Manzoni³⁶^{ID}, A. Marantis¹⁵¹^{ID}, G. Marchiori⁵^{ID}, M. Marcisovsky¹³⁰^{ID}, L. Marcocchia^{75a,75b}^{ID}, C. Marcon⁹⁷^{ID}, M. Marinescu²⁰^{ID}, M. Marjanovic¹¹⁹^{ID}, Z. Marshall^{17a}^{ID}, S. Marti-Garcia¹⁶¹^{ID}, T. A. Martin¹⁶⁵^{ID}, V. J. Martin⁵²^{ID}, B. Martin dit Latour¹⁶^{ID}, L. Martinelli^{74a,74b}^{ID}, M. Martinez^{13,t}^{ID}, P. Martinez Agullo¹⁶¹^{ID}, V. I. Martinez Outschoorn¹⁰²^{ID}, P. Martinez Suarez¹³^{ID}, S. Martin-Haugh¹³³^{ID}, V. S. Martoiu^{27b}^{ID}, A. C. Martyniuk⁹⁵^{ID}, A. Marzin³⁶^{ID}, S. R. Maschek¹⁰⁹^{ID}, L. Masetti⁹⁹^{ID}, T. Mashimo¹⁵²^{ID}, J. Masik¹⁰⁰^{ID}, A. L. Maslennikov³⁷^{ID}, L. Massa^{23b}^{ID}, P. Massarotti^{71a,71b}^{ID}, P. Mastrandrea^{73a,73b}^{ID}, A. Mastroberardino^{43b,43a}^{ID}, T. Masubuchi¹⁵²^{ID}, T. Mathisen¹⁵⁹^{ID}, A. Matic¹⁰⁸^{ID}, N. Matsuzawa¹⁵²^{ID}, J. Maurer^{27b}^{ID}, B. Maček⁹²^{ID}, D. A. Maximov³⁷^{ID}, R. Mazini¹⁴⁷^{ID}, I. Maznas¹⁵¹^{ID}, M. Mazza¹⁰⁶^{ID}, S. M. Mazza¹³⁵^{ID}, C. Mc Ginn^{29,af}^{ID}, J. P. Mc Gowan¹⁰³^{ID}, S. P. Mc Kee¹⁰⁵^{ID}, T. G. McCarthy¹⁰⁹^{ID}, W. P. McCormack^{17a}^{ID}, E. F. McDonald¹⁰⁴^{ID}, A. E. McDougall¹¹³^{ID}, J. A. Mcfayden¹⁴⁵^{ID}, G. Mchedlidge^{148b}^{ID}, R. P. Mckenzie^{33g}^{ID}, T. C. Mclachlan⁴⁸^{ID}, D. J. Mclaughlin⁹⁵^{ID}, K. D. McLean¹⁶³^{ID}, S. J. McMahan¹³³^{ID}, P. C. McNamara¹⁰⁴^{ID}, R. A. McPherson^{163,y}^{ID}, J. E. Mdhluli^{33g}^{ID}, S. Meehan³⁶^{ID}, T. Megy⁴⁰^{ID}, S. Mehlhase¹⁰⁸^{ID}, A. Mehta⁹¹^{ID}, B. Meirose⁴⁵^{ID}, D. Melini¹⁴⁹^{ID}, B. R. Mellado Garcia^{33g}^{ID}, A. H. Melo⁵⁵^{ID}, F. Meloni⁴⁸^{ID}, E. D. Mendes Gouveia^{129a}^{ID}, A. M. Mendes Jacques Da Costa²⁰^{ID}, H. Y. Meng¹⁵⁴^{ID}, L. Meng⁹⁰^{ID}, S. Menke¹⁰⁹^{ID}, M. Mentink³⁶^{ID}, E. Meoni^{43b,43a}^{ID}, C. Merlassino¹²⁵^{ID}, L. Merola^{71a,71b}^{ID}, C. Meroni^{70a}^{ID}, G. Merz¹⁰⁵^{ID}, O. Meshkov³⁷^{ID}, J. K. R. Meshreki¹⁴⁰^{ID}, J. Metcalfe⁶^{ID}, A. S. Mete⁶^{ID}, C. Meyer⁶⁷^{ID}, J.-P. Meyer¹³⁴^{ID}, M. Michetti¹⁸^{ID}, R. P. Middleton¹³³^{ID}, L. Mijović⁵²^{ID}, G. Mikenberg¹⁶⁷^{ID}, M. Mikestikova¹³⁰^{ID}, M. Mikuž⁹²^{ID}, H. Mildner¹³⁸^{ID}, A. Milic¹⁵⁴^{ID}, C. D. Milke⁴⁴^{ID}, D. W. Miller³⁹^{ID}, L. S. Miller³⁴^{ID}, A. Milov¹⁶⁷^{ID}, D. A. Milstead^{47a,47b}^{ID}, T. Min^{14c}^{ID}, A. A. Minaenko³⁷^{ID}, I. A. Minashvili^{148b}^{ID}, L. Mince⁵⁹^{ID}, A. I. Mincer¹¹⁶^{ID}, B. Mindur^{84a}^{ID}, M. Mineev³⁸^{ID}, Y. Minegishi¹⁵²^{ID}, Y. Mino⁸⁶^{ID}, L. M. Mir¹³^{ID}, M. Miralles Lopez¹⁶¹^{ID}, M. Mironova¹²⁵^{ID}, T. Mitani¹⁶⁶^{ID}, A. Mitra¹⁶⁵^{ID}, V. A. Mitsou¹⁶¹^{ID}, O. Miu¹⁵⁴^{ID}, P. S. Miyagawa⁹³^{ID}, Y. Miyazaki⁸⁸^{ID}, A. Mizukami⁸²^{ID}, J. U. Mjörnmärk⁹⁷^{ID}, T. Mkrtchyan^{63a}^{ID}, M. Mlynarikova¹¹⁴^{ID}, T. Moa^{47a,47b}^{ID}, S. Mobius⁵⁵^{ID}, K. Mochizuki¹⁰⁷^{ID}, P. Moder⁴⁸^{ID}, P. Mogg¹⁰⁸^{ID}, A. F. Mohammed^{14a,14d}^{ID}, S. Mohapatra⁴¹^{ID}, G. Mokgatitwane^{33g}^{ID}, B. Mondal¹⁴⁰^{ID}, S. Mondal¹³¹^{ID}, K. Mönig⁴⁸^{ID}, E. Monnier¹⁰¹^{ID}, L. Monsonis Romero¹⁶¹^{ID}, J. Montejo Berlingen³⁶^{ID}, M. Montella¹¹⁸^{ID}, F. Monticelli⁸⁹^{ID}, N. Morange⁶⁶^{ID}, A. L. Moreira De Carvalho^{129a}^{ID}, M. Moreno Llácer¹⁶¹^{ID}, C. Moreno Martinez¹³^{ID}, P. Morettini^{57b}^{ID}, S. Morgenstern¹⁶⁵^{ID}, M. Morii⁶¹^{ID}, M. Morinaga¹⁵²^{ID}, V. Morisbak¹²⁴^{ID}, A. K. Morley³⁶^{ID}, F. Morodei^{74a,74b}^{ID}, L. Morvaj³⁶^{ID}, P. Moschovakos³⁶^{ID}, B. Moser³⁶^{ID}, M. Mosidze^{148b}^{ID}, T. Moskalets⁵⁴^{ID}, P. Moskvitina¹¹²^{ID}, J. Moss^{31,n}^{ID}, E. J. W. Moyse¹⁰²^{ID}, S. Muanza¹⁰¹^{ID}, J. Mueller¹²⁸^{ID}, D. Muenstermann⁹⁰^{ID}, R. Müller¹⁹^{ID}, G. A. Mullier⁹⁷^{ID}, J. J. Mullin¹²⁷^{ID}, D. P. Mungo^{70a,70b}^{ID}, J. L. Munoz Martinez¹³^{ID}, D. Munoz Perez¹⁶¹^{ID}, F. J. Munoz Sanchez¹⁰⁰^{ID}, M. Murin¹⁰⁰^{ID}, W. J. Murray^{165,133}^{ID}, A. Murrone^{70a,70b}^{ID}, J. M. Muse¹¹⁹^{ID}, M. Muškinja^{17a}^{ID}, C. Mwewa²⁹^{ID}, A. G. Myagkov^{37,a}^{ID}, A. J. Myers⁸^{ID}, A. A. Myers¹²⁸^{ID}, G. Myers⁶⁷^{ID}, M. Myska¹³¹^{ID}, B. P. Nachman^{17a}^{ID}, O. Nackenhörst⁴⁹^{ID}, A. Nag⁵⁰^{ID}, K. Nagai¹²⁵^{ID}, K. Nagano⁸²^{ID}, J. L. Nagle^{29,af}^{ID}, E. Nagy¹⁰¹^{ID}, A. M. Nairz³⁶^{ID}, Y. Nakahama⁸²^{ID}, K. Nakamura⁸²^{ID}, H. Nanjo¹²³^{ID}, R. Narayan⁴⁴^{ID}, E. A. Narayanan¹¹¹^{ID}, I. Naryshkin³⁷^{ID}, M. Naseri³⁴^{ID}, C. Nass²⁴^{ID}, G. Navarro^{22a}^{ID}, J. Navarro-Gonzalez¹⁶¹^{ID}, R. Nayak¹⁵⁰^{ID}, P. Y. Nechaeva³⁷^{ID}, F. Nechansky⁴⁸^{ID}, T. J. Neep²⁰^{ID}, A. Negri^{72a,72b}^{ID}, M. Negrini^{23b}^{ID}, C. Nellist¹¹²^{ID}, C. Nelson¹⁰³^{ID}, K. Nelson¹⁰⁵^{ID}, S. Nemecek¹³⁰^{ID}, M. Nessi^{36,g}^{ID}, M. S. Neubauer¹⁶⁰^{ID}, F. Neuhaus⁹⁹^{ID}, J. Neundorff⁴⁸^{ID}, R. Newhouse¹⁶²^{ID}, P. R. Newman²⁰^{ID}, C. W. Ng¹²⁸^{ID}, Y. S. Ng¹⁸^{ID}, Y. W. Y. Ng¹⁵⁸^{ID}, B. Ngair^{35e}^{ID}, H. D. N. Nguyen¹⁰⁷^{ID}, R. B. Nickerson¹²⁵^{ID}, R. Nicolaidou¹³⁴^{ID}, J. Nielsen¹³⁵^{ID}, M. Niemeyer⁵⁵^{ID}, N. Nikiforou³⁶^{ID}, V. Nikolaenko^{37,a}^{ID}, I. Nikolic-Audit¹²⁶^{ID}, K. Nikolopoulos²⁰^{ID}, P. Nilsson²⁹^{ID}, H. R. Nindhito⁵⁶^{ID}, A. Nisati^{74a}^{ID}, N. Nishu²^{ID}, R. Nisius¹⁰⁹^{ID}, J.-E. Nitschke⁵⁰^{ID}, E. K. Nkadimeng^{33g}^{ID}, S. J. Noacco Rosende⁸⁹^{ID}, T. Nobe¹⁵²^{ID}, D. L. Noel³²^{ID}, Y. Noguchi⁸⁶^{ID}, T. Nommensen¹⁴⁶^{ID}, M. A. Nomura²⁹^{ID}, M. B. Norfolk¹³⁸^{ID}, R. R. B. Norisam⁹⁵^{ID}, B. J. Norman³⁴^{ID}, J. Novak⁹²^{ID}, T. Novak⁴⁸^{ID}, O. Novgorodova⁵⁰^{ID}, L. Novotny¹³¹^{ID}, R. Novotny¹¹¹^{ID}, L. Nozka¹²¹^{ID}, K. Ntekas¹⁵⁸^{ID}, E. Nurse⁹⁵^{ID}, F. G. Oakham^{34,ac}^{ID}, J. Ocariz¹²⁶^{ID}, A. Ochi⁸³^{ID}, I. Ochoa^{129a}^{ID}, S. Oda⁸⁸^{ID}, S. Oerdek¹⁵⁹^{ID}, A. Ogrodnik^{84a}^{ID}, A. Oh¹⁰⁰^{ID}, C. C. Ohm¹⁴³^{ID}, H. Oide¹⁵³^{ID}, R. Oishi¹⁵²^{ID}, M. L. Ojeda⁴⁸^{ID}, Y. Okazaki⁸⁶^{ID}, M. W. O'Keefe⁹¹^{ID}, Y. Okumura¹⁵²^{ID}, A. Olariu^{27b}^{ID}, L. F. Oleiro Seabra^{129a}^{ID}, S. A. Olivares Pino^{136e}^{ID}, D. Oliveira Damazio²⁹^{ID}, D. Oliveira Gonçalves^{81a}^{ID}, J. L. Oliver¹⁵⁸^{ID}, M. J. R. Olsson¹⁵⁸^{ID}, A. Olszewski⁸⁵^{ID}, J. Olszowska^{85,*}^{ID}, Ö. O. Öncel⁵⁴^{ID}, D. C. O'Neil¹⁴¹^{ID}, A. P. O'Neill¹⁹^{ID}, A. Onofre^{129a,129e}^{ID}, P. U. E. Onyisi¹¹^{ID}, M. J. Oreglia³⁹^{ID}, G. E. Orellana⁸⁹^{ID}, D. Orestano^{76a,76b}^{ID}, N. Orlando¹³^{ID}, R. S. Orr¹⁵⁴^{ID}, V. O'Shea⁵⁹^{ID}, R. Ospanov^{62a}^{ID}, G. Otero y Garzon³⁰^{ID}, H. Otono⁸⁸^{ID}, P. S. Ott^{63a}^{ID}, G. J. Ottino^{17a}^{ID}, M. Ouchrif^{35d}^{ID}, J. Ouellette^{29,af}^{ID}, F. Ould-Saada¹²⁴^{ID}, M. Owen⁵⁹^{ID}, R. E. Owen¹³³^{ID}, K. Y. Oyulmaz^{21a}^{ID}, V. E. Ozcan^{21a}^{ID}, N. Ozturk⁸^{ID}, S. Ozturk^{21d}^{ID}, J. Pacalt¹²¹^{ID}, H. A. Pacey³²^{ID}, K. Pachal⁵¹^{ID}, A. Pacheco Pages¹³^{ID}, C. Padilla Aranda¹³^{ID}, G. Padovano^{74a,74b}^{ID}, S. Pagan Griso^{17a}^{ID}, G. Palacino⁶⁷^{ID}, A. Palazzo^{69a,69b}^{ID}, S. Palazzo⁵²^{ID}, S. Palestini³⁶^{ID}, M. Palka^{84b}^{ID}, J. Pan¹⁷⁰^{ID}, T. Pan^{64a}^{ID}, D. K. Panchal¹¹^{ID}

C. E. Pandini¹¹³, J. G. Panduro Vazquez⁹⁴, P. Pani⁴⁸, G. Panizzo^{68a,68c}, L. Paolozzi⁵⁶, C. Papadatos¹⁰⁷, S. Parajuli⁴⁴, A. Paramonov⁶, C. Paraskevopoulos¹⁰, D. Paredes Hernandez^{64b}, T. H. Park¹⁵⁴, M. A. Parker³², F. Parodi^{57b,57a}, E. W. Parrish¹¹⁴, V. A. Parrish⁵², J. A. Parsons⁴¹, U. Parzefall⁵⁴, B. Pascual Dias¹⁰⁷, L. Pascual Dominguez¹⁵⁰, V. R. Pascuzzi^{17a}, F. Pasquali¹¹³, E. Pasqualucci^{74a}, S. Passaggio^{57b}, F. Pastore⁹⁴, P. Pasuwan^{47a,47b}, J. R. Pater¹⁰⁰, J. Patton⁹¹, T. Pauly³⁶, J. Pearkes¹⁴², M. Pedersen¹²⁴, R. Pedro^{129a}, S. V. Peleganchuk³⁷, O. Penc¹³⁰, C. Peng^{64b}, H. Peng^{62a}, M. Penzin³⁷, B. S. Peralva^{81a,81d}, A. P. Pereira Peixoto⁶⁰, L. Pereira Sanchez^{47a,47b}, D. V. Perepelitsa^{29,af}, E. Perez Codina^{155a}, M. Perganti¹⁰, L. Perini^{70a,70b,*}, H. Pernegger³⁶, S. Perrella³⁶, A. Perrevoort¹¹², O. Perrin⁴⁰, K. Peters⁴⁸, R. F. Y. Peters¹⁰⁰, B. A. Petersen³⁶, T. C. Petersen⁴², E. Petit¹⁰¹, V. Petousis¹³¹, C. Petridou¹⁵¹, A. Petrukhin¹⁴⁰, M. Pettee^{17a}, N. E. Pettersson³⁶, A. Petukhov³⁷, K. Petukhova¹³², A. Peyaud¹³⁴, R. Pezoa^{136f}, L. Pezzotti³⁶, G. Pezzullo¹⁷⁰, T. Pham¹⁰⁴, P. W. Phillips¹³³, M. W. Phipps¹⁶⁰, G. Piacquadio¹⁴⁴, E. Pianori^{17a}, F. Piazza^{70a,70b}, R. Piegai³⁰, D. Pietreanu^{27b}, A. D. Pilkington¹⁰⁰, M. Pinamonti^{68a,68c}, J. L. Pinfold², B. C. Pinheiro Pereira^{129a}, C. Pitman Donaldson⁹⁵, D. A. Pizzi³⁴, L. Pizzimento^{75a,75b}, A. Pizzini¹¹³, M.-A. Pleier²⁹, V. Plesanovs⁵⁴, V. Pleskot¹³², E. Plotnikova³⁸, G. Poddar⁴, R. Poettgen⁹⁷, R. Poggi⁵⁶, L. Poggioli¹²⁶, I. Pogrebnyak¹⁰⁶, D. Pohl²⁴, I. Pokharel⁵⁵, S. Polacek¹³², G. Polesello^{72a}, A. Poley^{141,155a}, R. Polifka¹³¹, A. Polini^{23b}, C. S. Pollard¹²⁵, Z. B. Pollock¹¹⁸, V. Polychronakos²⁹, D. Ponomarenko³⁷, L. Pontecorvo³⁶, S. Popa^{27a}, G. A. Popeneciu^{27d}, D. M. Portillo Quintero^{155a}, S. Pospisil¹³¹, P. Postolache^{27c}, K. Potamianos¹²⁵, I. N. Potrap³⁸, C. J. Potter³², H. Potti¹, T. Poulsen⁴⁸, J. Poveda¹⁶¹, G. Pownall⁴⁸, M. E. Pozo Astigarraga³⁶, A. Prades Ibanez¹⁶¹, M. M. Prapa⁴⁶, J. Pretel⁵⁴, D. Price¹⁰⁰, M. Primavera^{69a}, M. A. Principe Martin⁹⁸, M. L. Proffitt¹³⁷, N. Proklova³⁷, K. Prokofiev^{64c}, G. Proto^{75a,75b}, S. Protopopescu²⁹, J. Proudfoot⁶, M. Przybycien^{84a}, J. E. Puddefoot¹³⁸, D. Pudzha³⁷, P. Puzo⁶⁶, D. Pyatiizbyantseva³⁷, J. Qian¹⁰⁵, Y. Qin¹⁰⁰, T. Qiu⁹³, A. Quadt⁵⁵, M. Queitsch-Maitland²⁴, G. Rabanal Bolanos⁶¹, D. Rafanoharana⁵⁴, F. Ragusa^{70a,70b}, J. L. Rainbolt³⁹, J. A. Raine⁵⁶, S. Rajagopalan²⁹, E. Ramakoti³⁷, K. Ran^{14a,14d}, V. Raskina¹²⁶, D. F. Rassloff^{63a}, S. Rave⁹⁹, B. Ravina⁵⁹, I. Ravinovich¹⁶⁷, M. Raymond³⁶, A. L. Read¹²⁴, N. P. Readioff¹³⁸, D. M. Rebutzi^{72a,72b}, G. Redlinger²⁹, K. Reeves⁴⁵, J. A. Reidelsturz¹⁶⁹, D. Reikher¹⁵⁰, A. Reiss⁹⁹, A. Rej¹⁴⁰, C. Rembser³⁶, A. Renardi⁴⁸, M. Renda^{27b}, M. B. Rendel¹⁰⁹, A. G. Rennie⁵⁹, S. Resconi^{70a}, M. Ressegotti^{57b,57a}, E. D. Resseguie^{17a}, S. Rettie⁹⁵, B. Reynolds¹¹⁸, E. Reynolds^{17a}, M. Rezaei Estabragh¹⁶⁹, O. L. Rezanova³⁷, P. Reznicek¹³², E. Ricci^{77a,77b}, R. Richter¹⁰⁹, S. Richter^{47a,47b}, E. Richter-Was^{84b}, M. Ridel¹²⁶, P. Rieck¹¹⁶, P. Riedler³⁶, M. Rijssenbeek¹⁴⁴, A. Rimoldi^{72a,72b}, M. Rimoldi⁴⁸, L. Rinaldi^{23b,23a}, T. T. Rinn²⁹, M. P. Rinnagel¹⁰⁸, G. Ripellino¹⁴³, I. Riu¹³, P. Rivadeneira⁴⁸, J. C. Rivera Vergara¹⁶³, F. Rizatdinova¹²⁰, E. Rizvi⁹³, C. Rizzi⁵⁶, B. A. Roberts¹⁶⁵, B. R. Roberts^{17a}, S. H. Robertson^{103,v}, M. Robin⁴⁸, D. Robinson³², C. M. Robles Gajardo^{136f}, M. Robles Manzano⁹⁹, A. Robson⁵⁹, A. Rocchi^{75a,75b}, C. Roda^{73a,73b}, S. Rodriguez Bosca^{63a}, Y. Rodriguez Garcia^{22a}, A. Rodriguez Rodriguez⁵⁴, A. M. Rodriguez Vera^{155b}, S. Roe³⁶, J. T. Roemer¹⁵⁸, A. R. Roepe-Gier¹¹⁹, J. Roggel¹⁶⁹, O. Røhne¹²⁴, R. A. Rojas¹⁶³, B. Roland⁵⁴, C. P. A. Roland⁶⁷, J. Roloff²⁹, A. Romaniouk³⁷, E. Romano^{72a,72b}, M. Romano^{23b}, A. C. Romero Hernandez¹⁶⁰, N. Rompotis⁹¹, L. Roos¹²⁶, S. Rosati^{74a}, B. J. Rosser³⁹, E. Rossi⁴, E. Rossi^{71a,71b}, L. P. Rossi^{57b}, L. Rossini⁴⁸, R. Rosten¹¹⁸, M. Rotaru^{27b}, B. Rottler⁵⁴, D. Rousseau⁶⁶, D. Rousso³², G. Rovelli^{72a,72b}, A. Roy¹⁶⁰, A. Rozanov¹⁰¹, Y. Rozen¹⁴⁹, X. Ruan^{33g}, A. Rubio Jimenez¹⁶¹, A. J. Ruby⁹¹, T. A. Ruggeri¹, F. Rühr⁵⁴, A. Ruiz-Martinez¹⁶¹, A. Rummler³⁶, Z. Rurikova⁵⁴, N. A. Rusakovich³⁸, H. L. Russell¹⁶³, J. P. Rutherford⁷, E. M. Rüttinger¹³⁸, K. Rybacki⁹⁰, M. Rybar¹³², E. B. Rye¹²⁴, A. Ryzhov³⁷, J. A. Sabater Iglesias⁵⁶, P. Sabatini¹⁶¹, L. Sabetta^{74a,74b}, H.F.-W. Sadrozinski¹³⁵, F. Safai Tehrani^{74a}, B. Safarzadeh Samani¹⁴⁵, M. Safdari¹⁴², S. Saha¹⁰³, M. Sahinsoy¹⁰⁹, M. Saimpert¹³⁴, M. Saito¹⁵², T. Saito¹⁵², D. Salamani³⁶, G. Salamanna^{76a,76b}, A. Salnikov¹⁴², J. Salt¹⁶¹, A. Salvador Salas¹³, D. Salvatore^{43b,43a}, F. Salvatore¹⁴⁵, A. Salzburger³⁶, D. Sammel⁵⁴, D. Sampsonidis¹⁵¹, D. Sampsonidou^{62d,62c}, J. Sánchez¹⁶¹, A. Sanchez Pineda⁴, V. Sanchez Sebastian¹⁶¹, H. Sandaker¹²⁴, C. O. Sander⁴⁸, J. A. Sandesara¹⁰², M. Sandhoff¹⁶⁹, C. Sandoval^{22b}, D. P. C. Sankey¹³³, A. Sansoni⁵³, L. Santi^{74a,74b}, C. Santoni⁴⁰, H. Santos^{129a,129b}, S. N. Santpur^{17a}, A. Santra¹⁶⁷, K. A. Saoucha¹³⁸, J. G. Saraiva^{129a,129d}, J. Sardain¹⁰¹, O. Sasaki⁸², K. Sato¹⁵⁶, C. Sauer^{63b}, F. Sauerburger⁵⁴, E. Sauvan⁴, P. Savard^{154,ac}, R. Sawada¹⁵², C. Sawyer¹³³, L. Sawyer⁹⁶, I. Sayago Galvan¹⁶¹, C. Sbarra^{23b}, A. Sbrizzi^{23b,23a}, T. Scanlon⁹⁵, J. Schaarschmidt¹³⁷, P. Schacht¹⁰⁹, D. Schaefer³⁹, U. Schäfer⁹⁹, A. C. Schaffer⁶⁶, D. Schaile¹⁰⁸, R. D. Schamberger¹⁴⁴, E. Schanet¹⁰⁸, C. Scharf¹⁸, V. A. Schegelsky³⁷, D. Scheirich¹³², F. Schenck¹⁸, M. Schernau¹⁵⁸, C. Scheulen⁵⁵, C. Schiavi^{57b,57a}, Z. M. Schillaci²⁶, E. J. Schioppa^{69a,69b}, M. Schioppa^{43b,43a}, B. Schlag⁹⁹,

K. E. Schleicher⁵⁴, S. Schlenker³⁶, K. Schmieden⁹⁹, C. Schmitt⁹⁹, S. Schmitt⁴⁸, L. Schoeffel¹³⁴,
 A. Schoening^{63b}, P. G. Scholer⁵⁴, E. Schopf¹²⁵, M. Schott⁹⁹, J. Schovancova³⁶, S. Schramm⁵⁶,
 F. Schroeder¹⁶⁹, H-C. Schultz-Coulon^{63a}, M. Schumacher⁵⁴, B. A. Schumm¹³⁵, Ph. Schune¹³⁴,
 A. Schwartzman¹⁴², T. A. Schwarz¹⁰⁵, Ph. Schwemling¹³⁴, R. Schwienhorst¹⁰⁶, A. Sciandra¹³⁵, G. Sciolla²⁶,
 F. Scuri^{73a}, F. Scutti¹⁰⁴, C. D. Sebastiani⁹¹, K. Sedlaczek⁴⁹, P. Seema¹⁸, S. C. Seidel¹¹¹, A. Seiden¹³⁵,
 B. D. Seidlitz⁴¹, T. Seiss³⁹, C. Seitz⁴⁸, J. M. Seixas^{81b}, G. Sekhniaidze^{71a}, S. J. Sekula⁴⁴, L. Selem⁴,
 N. Semprini-Cesari^{23b,23a}, S. Sen⁵¹, D. Sengupta⁵⁶, V. Senthilkumar¹⁶¹, L. Serin⁶⁶, L. Serkin^{68a,68b},
 M. Sessa^{76a,76b}, H. Severini¹¹⁹, S. Sevova¹⁴², F. Sforza^{57b,57a}, A. Sfyrla⁵⁶, E. Shabalina⁵⁵, R. Shaheen¹⁴³,
 J. D. Shahinian¹²⁷, N. W. Shaikh^{47a,47b}, D. Shaked Renous¹⁶⁷, L. Y. Shan^{14a}, M. Shapiro^{17a}, A. Sharma³⁶,
 A. S. Sharma¹⁶², P. Sharma⁷⁹, S. Sharma⁴⁸, P. B. Shatalov³⁷, K. Shaw¹⁴⁵, S. M. Shaw¹⁰⁰, Q. Shen^{62c},
 P. Sherwood⁹⁵, L. Shi⁹⁵, C. O. Shimmin¹⁷⁰, Y. Shimogama¹⁶⁶, J. D. Shinner⁹⁴, I. P. J. Shipsey¹²⁵,
 S. Shirabe⁶⁰, M. Shiyakova³⁸, J. Shlomi¹⁶⁷, M. J. Shochet³⁹, J. Shojaii¹⁰⁴, D. R. Shope¹⁴³, S. Shrestha¹¹⁸,
 E. M. Shrif^{33g}, M. J. Shroff¹⁶³, P. Sicho¹³⁰, A. M. Sickles¹⁶⁰, E. Sideras Haddad^{33g}, O. Sidiropoulou³⁶,
 A. Sidoti^{23b}, F. Siegert⁵⁰, Dj. Sijacki¹⁵, R. Sikora^{84a}, F. Sili⁸⁹, J. M. Silva²⁰, M. V. Silva Oliveira³⁶,
 S. B. Silverstein^{47a}, S. Simion⁶⁶, R. Simoniello³⁶, E. L. Simpson⁵⁹, N. D. Simpson⁹⁷, S. Simsek^{21d}, S. Sindhu⁵⁵,
 P. Sinervo¹⁵⁴, V. Sinetckii³⁷, S. Singh¹⁴¹, S. Singh¹⁵⁴, S. Sinha⁴⁸, S. Sinha^{33g}, M. Sioli^{23b,23a},
 I. Siral¹²², S. Yu. Sivoklov^{37,*}, J. Sjölin^{47a,47b}, A. Skaf⁵⁵, E. Skorda⁹⁷, P. Skubic¹¹⁹, M. Slawinska⁸⁵,
 V. Smakhtin¹⁶⁷, B. H. Smart¹³³, J. Smiesko¹³², S. Yu. Smirnov³⁷, Y. Smirnov³⁷, L. N. Smirnova^{37.a},
 O. Smirnova⁹⁷, E. A. Smith³⁹, H. A. Smith¹²⁵, J. L. Smith⁹¹, R. Smith¹⁴², M. Smizanska⁹⁰, K. Smolek¹³¹,
 A. Smykiewicz⁸⁵, A. A. Snesarev³⁷, H. L. Snoek¹¹³, S. Snyder²⁹, R. Sobie^{163.v}, A. Soffer¹⁵⁰,
 C. A. Solans Sanchez³⁶, E. Yu. Soldatov³⁷, U. Soldevila¹⁶¹, A. A. Solodkov³⁷, S. Solomon⁵⁴, A. Soloshenko³⁸,
 K. Solovieva⁵⁴, O. V. Solovyanov³⁷, V. Solovyev³⁷, P. Sommer³⁶, A. Sonay¹³, W. Y. Song^{155b},
 A. Sopczak¹³¹, A. L. Sapiro⁹⁵, F. Sopkova^{28b}, V. Sothilingam^{63a}, S. Sottocornola^{72a,72b}, R. Soualah^{115c},
 Z. Soumami^{35c}, D. South⁴⁸, S. Spagnolo^{69a,69b}, M. Spalla¹⁰⁹, F. Spanò⁹⁴, D. Sperlich⁵⁴, G. Spigo³⁶,
 M. Spina¹⁴⁵, S. Spinali⁹⁰, D. P. Spiteri⁵⁹, M. Spusta¹³², E. J. Staats³⁴, A. Stabile^{70a,70b}, R. Stamen^{63a},
 M. Stamenkovic¹¹³, A. Stampekis²⁰, M. Standke²⁴, E. Stanecka⁸⁵, B. Stanislaus^{17a}, M. M. Stanitzki⁴⁸,
 M. Stankaityte¹²⁵, B. Stapf⁴⁸, E. A. Starchenko³⁷, G. H. Stark¹³⁵, J. Stark¹⁰¹, D. M. Starko^{155b}, P. Staroba¹³⁰,
 P. Starovoitov^{63a}, S. Stärz¹⁰³, R. Staszewski⁸⁵, G. Stavropoulos⁴⁶, J. Steentoft¹⁵⁹, P. Steinberg²⁹,
 A. L. Steinhebel¹²², B. Stelzer^{141,155a}, H. J. Stelzer¹²⁸, O. Stelzer-Chilton^{155a}, H. Stenzel⁵⁸, T. J. Stevenson¹⁴⁵,
 G. A. Stewart³⁶, M. C. Stockton³⁶, G. Stoica^{27b}, M. Stolarski^{129a}, S. Stonjek¹⁰⁹, A. Straessner⁵⁰,
 J. Strandberg¹⁴³, S. Strandberg^{47a,47b}, M. Strauss¹¹⁹, T. Strebler¹⁰¹, P. Strizenc^{28b}, R. Ströhmer¹⁶⁴,
 D. M. Strom¹²², L. R. Strom⁴⁸, R. Stroynowski⁴⁴, A. Strubig^{47a,47b}, S. A. Stucci²⁹, B. Stugu¹⁶, J. Stupak¹¹⁹,
 N. A. Styles⁴⁸, D. Su¹⁴², S. Su^{62a}, W. Su^{137,62c,62d}, X. Su^{62a,66}, K. Sugizaki¹⁵², V. V. Sulim³⁷,
 M. J. Sullivan⁹¹, D. M. S. Sultan^{77a,77b}, L. Sultanaliyeva³⁷, S. Sultansoy^{3b}, T. Sumida⁸⁶, S. Sun¹⁰⁵,
 S. Sun¹⁶⁸, O. Sunneborn Gudnadottir¹⁵⁹, M. R. Sutton¹⁴⁵, M. Svatos¹³⁰, M. Swiatlowski^{155a}, T. Swirski¹⁶⁴,
 I. Sykora^{28a}, M. Sykora¹³², T. Sykora¹³², D. Ta⁹⁹, K. Tackmann^{48.u}, A. Taffard¹⁵⁸, R. Tafirout^{155a},
 J. S. Tafoya Vargas⁶⁶, R. H. M. Taibah¹²⁶, R. Takashima⁸⁷, K. Takeda⁸³, E. P. Takeva⁵², Y. Takubo⁸²,
 M. Talby¹⁰¹, A. A. Talyshv³⁷, K. C. Tam^{64b}, N. M. Tamir¹⁵⁰, A. Tanaka¹⁵², J. Tanaka¹⁵², R. Tanaka⁶⁶,
 M. Tanasini^{57b,57a}, J. Tang^{62c}, Z. Tao¹⁶², S. Tapia Araya⁸⁰, S. Tapprogge⁹⁹, A. Tarek Abouelfadl Mohamed¹⁰⁶,
 S. Tarem¹⁴⁹, K. Tariq^{62b}, G. Tarna^{27b}, G. F. Tartarelli^{70a}, P. Tas¹³², M. Tasevsky¹³⁰, E. Tassi^{43b,43a},
 A. C. Tate¹⁶⁰, G. Tateno¹⁵², Y. Tayalati^{35e}, G. N. Taylor¹⁰⁴, W. Taylor^{155b}, H. Teagle⁹¹, A. S. Tee¹⁶⁸,
 R. Teixeira De Lima¹⁴², P. Teixeira-Dias⁹⁴, J. J. Teoh¹⁵⁴, K. Terashi¹⁵², J. Terron⁹⁸, S. Terzo¹³, M. Testa⁵³,
 R. J. Teuscher^{154.v}, N. Themistokleous⁵², T. Theveneaux-Pelzer¹⁸, O. Thielmann¹⁶⁹, D. W. Thomas⁹⁴,
 J. P. Thomas²⁰, E. A. Thompson⁴⁸, P. D. Thompson²⁰, E. Thomson¹²⁷, E. J. Thorpe⁹³, Y. Tian⁵⁵,
 V. Tikhomirov^{37.a}, Yu. A. Tikhonov³⁷, S. Timoshenko³⁷, E. X. L. Ting¹, P. Tipton¹⁷⁰, S. Tisserant¹⁰¹,
 S. H. Tlou^{33g}, A. Tmourji⁴⁰, K. Todome^{23b,23a}, S. Todorova-Nova¹³², S. Todt⁵⁰, M. Togawa⁸², J. Tojo⁸⁸,
 S. Tokár^{28a}, K. Tokushuku⁸², R. Tombs³², M. Tomoto^{82,110}, L. Tompkins¹⁴², P. Tornambe¹⁰²,
 E. Torrence¹²², H. Torres⁵⁰, E. Torró Pastor¹⁶¹, M. Toscani³⁰, C. Toscirì³⁹, D. R. Tovey¹³⁸, A. Traet¹⁶,
 I. S. Trandafir^{27b}, T. Trefzger¹⁶⁴, A. Tricoli²⁹, I. M. Trigger^{155a}, S. Trincaz-Duvoid¹²⁶, D. A. Trischuk¹⁶²,
 B. Trocme⁶⁰, A. Trofymov⁶⁶, C. Troncon^{70a}, L. Truong^{33c}, M. Trzebinski⁸⁵, A. Trzupek⁸⁵, F. Tsai¹⁴⁴,
 M. Tsai¹⁰⁵, A. Tsiamis¹⁵¹, P. V. Tsiarehka³⁷, S. Tsigaridas^{155a}, A. Tsigotis^{151.s}, V. Tsiskaridze¹⁴⁴,
 E. G. Tskhadadze^{148a}, M. Tsopoulou¹⁵¹, Y. Tsujikawa⁸⁶, I. I. Tsukerman³⁷, V. Tsulaia^{17a}, S. Tsuno⁸²,
 O. Tsur¹⁴⁹, D. Tsybychev¹⁴⁴, Y. Tu^{64b}, A. Tudorache^{27b}, V. Tudorache^{27b}, A. N. Tuna³⁶, S. Turchikhin³⁸,

I. Turk Cakir^{3a}, R. Turra^{70a}, T. Turtuvshin³⁸, P. M. Tuts⁴¹, S. Tzamarias¹⁵¹, P. Tzanis¹⁰, E. Tzovara⁹⁹, K. Uchida¹⁵², F. Ukegawa¹⁵⁶, P. A. Ulloa Poblete^{136c}, G. Unal³⁶, M. Unal¹¹, A. Undrus²⁹, G. Unej¹⁵⁸, K. Uno¹⁵², J. Urban^{28b}, P. Urquijo¹⁰⁴, G. Usai⁸, R. Ushioda¹⁵³, M. Usman¹⁰⁷, Z. Uysal^{21b}, V. Vacek¹³¹, B. Vachon¹⁰³, K. O. H. Vadla¹²⁴, T. Vafeiadis³⁶, C. Valderanis¹⁰⁸, E. Valdes Santurio^{47a,47b}, M. Valente^{155a}, S. Valentineti^{23b,23a}, A. Valero¹⁶¹, A. Vallier¹⁰¹, J. A. Valls Ferrer¹⁶¹, T. R. Van Daalen¹³⁷, P. Van Gemmeren⁶, S. Van Stroud⁹⁵, I. Van Vulpen¹¹³, M. Vanadia^{75a,75b}, W. Vandelli³⁶, M. Vandenbroucke¹³⁴, E. R. Vandewall¹²⁰, D. Vannicola¹⁵⁰, L. Vannoli^{57b,57a}, R. Vari^{74a}, E. W. Varnes⁷, C. Varni^{17a}, T. Varol¹⁴⁷, D. Varouchas⁶⁶, L. Varriale¹⁶¹, K. E. Varvell¹⁴⁶, M. E. Vasile^{27b}, L. Vaslin⁴⁰, G. A. Vasquez¹⁶³, F. Vazeille⁴⁰, T. Vazquez Schroeder³⁶, J. Veatch³¹, V. Vecchio¹⁰⁰, M. J. Veen¹¹³, I. Veliscek¹²⁵, L. M. Veloce¹⁵⁴, F. Veloso^{129a,129c}, S. Veneziano^{74a}, A. Ventura^{69a,69b}, A. Verbytskyi¹⁰⁹, M. Verducci^{73a,73b}, C. Vergis²⁴, M. Verissimo De Araujo^{81b}, W. Verkerke¹¹³, J. C. Vermeulen¹¹³, C. Vernieri¹⁴², P. J. Verschuuren⁹⁴, M. Vessella¹⁰², M. L. Vesterbacka¹¹⁶, M. C. Vetterli^{141,ac}, A. Vgenopoulos¹⁵¹, N. Viaux Maira^{136f}, T. Vickey¹³⁸, O. E. Vickey Boeriu¹³⁸, G. H. A. Viehhauser¹²⁵, L. Vigani^{63b}, M. Villa^{23b,23a}, M. Villaplana Perez¹⁶¹, E. M. Villhauer⁵², E. Vilucchi⁵³, M. G. Vincet³⁴, G. S. Virdee²⁰, A. Vishwakarma⁵², C. Vittori^{23b,23a}, I. Vivarelli¹⁴⁵, V. Vladimirov¹⁶⁵, E. Voevodina¹⁰⁹, F. Vogel¹⁰⁸, P. Vokac¹³¹, J. Von Ahnen⁴⁸, E. Von Toerne²⁴, B. Vormwald³⁶, V. Vorobel¹³², K. Vorobev³⁷, M. Vos¹⁶¹, J. H. Vosseveld⁹¹, M. Vozak¹¹³, L. Vozdecky⁹³, N. Vranjes¹⁵, M. Vranjes Milosavljevic¹⁵, M. Vreeswijk¹¹³, R. Vuillemer³⁶, O. Vujanovic⁹⁹, I. Vukotic³⁹, S. Wada¹⁵⁶, C. Wagner¹⁰², W. Wagner¹⁶⁹, S. Wahdan¹⁶⁹, H. Wahlberg⁸⁹, R. Wakasa¹⁵⁶, M. Wakida¹¹⁰, V. M. Walbrecht¹⁰⁹, J. Walder¹³³, R. Walker¹⁰⁸, W. Walkowiak¹⁴⁰, A. M. Wang⁶¹, A. Z. Wang¹⁶⁸, C. Wang^{62a}, C. Wang^{62c}, H. Wang^{17a}, J. Wang^{64a}, P. Wang⁴⁴, R.-J. Wang⁹⁹, R. Wang⁶¹, R. Wang⁶, S. M. Wang¹⁴⁷, S. Wang^{62b}, T. Wang^{62a}, W. T. Wang⁷⁹, W. X. Wang^{62a}, X. Wang^{14c}, X. Wang¹⁶⁰, X. Wang^{62c}, Y. Wang^{62d}, Y. Wang^{14c}, Z. Wang¹⁰⁵, Z. Wang^{51,62c,62d}, Z. Wang¹⁰⁵, A. Warburton¹⁰³, R. J. Ward²⁰, N. Warrack⁵⁹, A. T. Watson²⁰, M. F. Watson²⁰, G. Watts¹³⁷, B. M. Waugh⁹⁵, A. F. Webb¹¹, C. Weber²⁹, M. S. Weber¹⁹, S. A. Weber³⁴, S. M. Weber^{63a}, C. Wei^{62a}, Y. Wei¹²⁵, A. R. Weidberg¹²⁵, J. Weingarten⁴⁹, M. Weirich⁹⁹, C. Weiser⁵⁴, C. J. Wells⁴⁸, T. Wenaus²⁹, B. Wendland⁴⁹, T. Wengler³⁶, N. S. Wenke¹⁰⁹, N. Wermes²⁴, M. Wessels^{63a}, K. Whalen¹²², A. M. Wharton⁹⁰, A. S. White⁶¹, A. White⁸, M. J. White¹, D. Whiteson¹⁵⁸, L. Wickremasinghe¹²³, W. Wiedenmann¹⁶⁸, C. Wiel⁵⁰, M. Wielers¹³³, N. Wieseotte⁹⁹, C. Wiglesworth⁴², L. A. M. Wiik-Fuchs⁵⁴, D. J. Wilbern¹¹⁹, H. G. Wilkens³⁶, D. M. Williams⁴¹, H. H. Williams¹²⁷, S. Williams³², S. Willocq¹⁰², P. J. Windischhofer¹²⁵, F. Winklmeier¹²², B. T. Winter⁵⁴, M. Wittgen¹⁴², M. Wobisch⁹⁶, A. Wolf⁹⁹, R. Wölker¹²⁵, J. Wollrath¹⁵⁸, M. W. Wolter⁸⁵, H. Wolters^{129a,129c}, V. W. S. Wong¹⁶², A. F. Wongel⁴⁸, S. D. Worm⁴⁸, B. K. Wosiek⁸⁵, K. W. Woźniak⁸⁵, K. Wraight⁵⁹, J. Wu^{14a,14d}, M. Wu^{64a}, S. L. Wu¹⁶⁸, X. Wu⁵⁶, Y. Wu^{62a}, Z. Wu^{62a,134}, J. Wuerzinger¹²⁵, T. R. Wyatt¹⁰⁰, B. M. Wynne⁵², S. Xella⁴², L. Xia^{14c}, M. Xia^{14b}, J. Xiang^{64c}, X. Xiao¹⁰⁵, M. Xie^{62a}, X. Xie^{62a}, J. Xiong^{17a}, I. Xiotidis¹⁴⁵, D. Xu^{14a}, H. Xu^{62a}, H. Xu^{62a}, L. Xu^{62a}, R. Xu¹²⁷, T. Xu¹⁰⁵, W. Xu¹⁰⁵, Y. Xu^{14b}, Z. Xu^{62b}, Z. Xu¹⁴², B. Yabsley¹⁴⁶, S. Yacoub^{33a}, N. Yamaguchi⁸⁸, Y. Yamaguchi¹⁵³, H. Yamauchi¹⁵⁶, T. Yamazaki^{17a}, Y. Yamazaki⁸³, J. Yan^{62c}, S. Yan¹²⁵, Z. Yan²⁵, H. J. Yang^{62c,62d}, H. T. Yang^{17a}, S. Yang^{62a}, T. Yang^{64c}, X. Yang^{62a}, X. Yang^{14a}, Y. Yang⁴⁴, Z. Yang^{62a,105}, W.-M. Yao^{17a}, Y. C. Yap⁴⁸, H. Ye^{14c}, J. Ye⁴⁴, S. Ye²⁹, X. Ye^{62a}, I. Yeletsikh³⁸, M. R. Yexley⁹⁰, P. Yin⁴¹, K. Yorita¹⁶⁶, C. J. S. Young⁵⁴, C. Young¹⁴², M. Yuan¹⁰⁵, R. Yuan^{62b,j}, L. Yue⁹⁵, X. Yue^{63a}, M. Zaazoua^{35e}, B. Zabinski⁸⁵, E. Zaid⁵², T. Zakareishvili^{148b}, N. Zakharchuk³⁴, S. Zambito⁵⁶, J. Zang¹⁵², D. Zanzi⁵⁴, O. Zaplatilek¹³¹, S. V. Zeißner⁴⁹, C. Zeitnitz¹⁶⁹, J. C. Zeng¹⁶⁰, D. T. Zenger Jr²⁶, O. Zenin³⁷, T. Ženiš^{28a}, S. Zenz⁹³, S. Zerradi^{35a}, D. Zerwas⁶⁶, B. Zhang^{14c}, D. F. Zhang¹³⁸, G. Zhang^{14b}, J. Zhang⁶, K. Zhang^{14a,14d}, L. Zhang^{14c}, R. Zhang¹⁶⁸, S. Zhang¹⁰⁵, T. Zhang¹⁵², X. Zhang^{62c}, X. Zhang^{62b}, Z. Zhang^{17a}, Z. Zhang⁶⁶, H. Zhao¹³⁷, P. Zhao⁵¹, T. Zhao^{62b}, Y. Zhao¹³⁵, Z. Zhao^{62a}, A. Zhemchugov³⁸, Z. Zheng¹⁴², D. Zhong¹⁶⁰, B. Zhou¹⁰⁵, C. Zhou¹⁶⁸, H. Zhou⁷, N. Zhou^{62c}, Y. Zhou⁷, C. G. Zhu^{62b}, C. Zhu^{14a,14d}, H. L. Zhu^{62a}, H. Zhu^{14a}, J. Zhu¹⁰⁵, Y. Zhu^{62a}, X. Zhuang^{14a}, K. Zhukov³⁷, V. Zhulanov³⁷, N. I. Zimine³⁸, J. Zinsser^{63b}, M. Ziolkowski¹⁴⁰, L. Živković¹⁵, A. Zoccoli^{23b,23a}, K. Zoch⁵⁶, T. G. Zorbas¹³⁸, O. Zormpa⁴⁶, W. Zou⁴¹, L. Zwalinski³⁶

¹ Department of Physics, University of Adelaide, Adelaide, Australia

² Department of Physics, University of Alberta, Edmonton, AB, Canada

³ (a) Department of Physics, Ankara University, Ankara, Türkiye; (b) Division of Physics, TOBB University of Economics and Technology, Ankara, Türkiye

- ⁴ LAPP, Univ. Savoie Mont Blanc, CNRS/IN2P3, Annecy, France
- ⁵ APC, Université Paris Cité, CNRS/IN2P3, Paris, France
- ⁶ High Energy Physics Division, Argonne National Laboratory, Argonne, IL, USA
- ⁷ Department of Physics, University of Arizona, Tucson, AZ, USA
- ⁸ Department of Physics, University of Texas at Arlington, Arlington, TX, USA
- ⁹ Physics Department, National and Kapodistrian University of Athens, Athens, Greece
- ¹⁰ Physics Department, National Technical University of Athens, Zografou, Greece
- ¹¹ Department of Physics, University of Texas at Austin, Austin, TX, USA
- ¹² Institute of Physics, Azerbaijan Academy of Sciences, Baku, Azerbaijan
- ¹³ Institut de Física d'Altes Energies (IFAE), Barcelona Institute of Science and Technology, Barcelona, Spain
- ¹⁴ ^(a)Institute of High Energy Physics, Chinese Academy of Sciences, Beijing, China; ^(b)Physics Department, Tsinghua University, Beijing, China; ^(c)Department of Physics, Nanjing University, Nanjing, China; ^(d)University of Chinese Academy of Science (UCAS), Beijing, China
- ¹⁵ Institute of Physics, University of Belgrade, Belgrade, Serbia
- ¹⁶ Department for Physics and Technology, University of Bergen, Bergen, Norway
- ¹⁷ ^(a)Physics Division, Lawrence Berkeley National Laboratory, Berkeley, CA, USA; ^(b)University of California, Berkeley, CA, USA
- ¹⁸ Institut für Physik, Humboldt Universität zu Berlin, Berlin, Germany
- ¹⁹ Albert Einstein Center for Fundamental Physics and Laboratory for High Energy Physics, University of Bern, Bern, Switzerland
- ²⁰ School of Physics and Astronomy, University of Birmingham, Birmingham, UK
- ²¹ ^(a)Department of Physics, Bogazici University, Istanbul, Türkiye; ^(b)Department of Physics Engineering, Gaziantep University, Gaziantep, Türkiye; ^(c)Department of Physics, Istanbul University, Istanbul, Türkiye; ^(d)Istinye University, Sariyer, Istanbul, Türkiye
- ²² ^(a)Facultad de Ciencias y Centro de Investigaciones, Universidad Antonio Nariño, Bogotá, Colombia; ^(b)Departamento de Física, Universidad Nacional de Colombia, Bogotá, Colombia
- ²³ ^(a)Dipartimento di Fisica e Astronomia A. Righi, Università di Bologna, Bologna, Italy; ^(b)INFN Sezione di Bologna, Bologna, Italy
- ²⁴ Physikalisches Institut, Universität Bonn, Bonn, Germany
- ²⁵ Department of Physics, Boston University, Boston, MA, USA
- ²⁶ Department of Physics, Brandeis University, Waltham, MA, USA
- ²⁷ ^(a)Transilvania University of Brasov, Brasov, Romania; ^(b)Horia Hulubei National Institute of Physics and Nuclear Engineering, Bucharest, Romania; ^(c)Department of Physics, Alexandru Ioan Cuza University of Iasi, Iasi, Romania; ^(d)Physics Department, National Institute for Research and Development of Isotopic and Molecular Technologies, Cluj-Napoca, Romania; ^(e)University Politehnica Bucharest, Bucharest, Romania; ^(f)West University in Timisoara, Timisoara, Romania
- ²⁸ ^(a)Faculty of Mathematics, Physics and Informatics, Comenius University, Bratislava, Slovakia; ^(b)Department of Subnuclear Physics, Institute of Experimental Physics of the Slovak Academy of Sciences, Kosice, Slovak Republic
- ²⁹ Physics Department, Brookhaven National Laboratory, Upton, NY, USA
- ³⁰ Departamento de Física, y CONICET, Instituto de Física de Buenos Aires (IFIBA), Universidad de Buenos Aires, Facultad de Ciencias Exactas y Naturales, Buenos Aires, Argentina
- ³¹ California State University, Long Beach, CA, USA
- ³² Cavendish Laboratory, University of Cambridge, Cambridge, UK
- ³³ ^(a)Department of Physics, University of Cape Town, Cape Town, South Africa; ^(b)iThemba Labs, Cape Town, Western Cape, South Africa; ^(c)Department of Mechanical Engineering Science, University of Johannesburg, Johannesburg, South Africa; ^(d)National Institute of Physics, University of the Philippines Diliman (Philippines), Quezon City, Philippines; ^(e)University of South Africa, Department of Physics, Pretoria, South Africa; ^(f)University of Zululand, KwaDlangezwa, South Africa; ^(g)School of Physics, University of the Witwatersrand, Johannesburg, South Africa
- ³⁴ Department of Physics, Carleton University, Ottawa, ON, Canada
- ³⁵ ^(a)Faculté des Sciences Ain Chock, Réseau Universitaire de Physique des Hautes Energies-Université Hassan II, Casablanca, Morocco; ^(b)Faculté des Sciences, Université Ibn-Tofail, Kénitra, Morocco; ^(c)Faculté des Sciences Semlalia, Université Cadi Ayyad, LPHEA-Marrakech, Marrakech, Morocco; ^(d)LPMR, Faculté des Sciences, Université

- Mohamed Premier, Oujda, Morocco; ^(e)Faculté des sciences, Université Mohammed V, Rabat, Morocco; ^(f)Institute of Applied Physics, Mohammed VI Polytechnic University, Ben Guerir, Morocco
- ³⁶ CERN, Geneva, Switzerland
- ³⁷ Affiliated with an Institute Covered by a Cooperation Agreement with CERN, Geneva, Switzerland
- ³⁸ Affiliated with an International Laboratory Covered by a Cooperation Agreement with CERN, Geneva, Switzerland
- ³⁹ Enrico Fermi Institute, University of Chicago, Chicago, IL, USA
- ⁴⁰ LPC, Université Clermont Auvergne, CNRS/IN2P3, Clermont-Ferrand, France
- ⁴¹ Nevis Laboratory, Columbia University, Irvington, NY, USA
- ⁴² Niels Bohr Institute, University of Copenhagen, Copenhagen, Denmark
- ⁴³ ^(a)Dipartimento di Fisica, Università della Calabria, Rende, Italy; ^(b)INFN Gruppo Collegato di Cosenza, Laboratori Nazionali di Frascati, Frascati, Italy
- ⁴⁴ Physics Department, Southern Methodist University, Dallas, TX, USA
- ⁴⁵ Physics Department, University of Texas at Dallas, Richardson, TX, USA
- ⁴⁶ National Centre for Scientific Research “Demokritos”, Agia Paraskevi, Greece
- ⁴⁷ ^(a)Department of Physics, Stockholm University, Stockholm, Sweden; ^(b)Oskar Klein Centre, Stockholm, Sweden
- ⁴⁸ Deutsches Elektronen-Synchrotron DESY, Hamburg and Zeuthen, Germany
- ⁴⁹ Fakultät Physik, Technische Universität Dortmund, Dortmund, Germany
- ⁵⁰ Institut für Kern- und Teilchenphysik, Technische Universität Dresden, Dresden, Germany
- ⁵¹ Department of Physics, Duke University, Durham, NC, USA
- ⁵² SUPA-School of Physics and Astronomy, University of Edinburgh, Edinburgh, UK
- ⁵³ INFN e Laboratori Nazionali di Frascati, Frascati, Italy
- ⁵⁴ Physikalisches Institut, Albert-Ludwigs-Universität Freiburg, Freiburg, Germany
- ⁵⁵ II. Physikalisches Institut, Georg-August-Universität Göttingen, Göttingen, Germany
- ⁵⁶ Département de Physique Nucléaire et Corpusculaire, Université de Genève, Genève, Switzerland
- ⁵⁷ ^(a)Dipartimento di Fisica, Università di Genova, Genoa, Italy; ^(b)INFN Sezione di Genova, Genoa, Italy
- ⁵⁸ II. Physikalisches Institut, Justus-Liebig-Universität Giessen, Giessen, Germany
- ⁵⁹ SUPA-School of Physics and Astronomy, University of Glasgow, Glasgow, UK
- ⁶⁰ LPSC, Université Grenoble Alpes, CNRS/IN2P3, Grenoble INP, Grenoble, France
- ⁶¹ Laboratory for Particle Physics and Cosmology, Harvard University, Cambridge, MA, USA
- ⁶² ^(a)Department of Modern Physics and State Key Laboratory of Particle Detection and Electronics, University of Science and Technology of China, Hefei, China; ^(b)Institute of Frontier and Interdisciplinary Science and Key Laboratory of Particle Physics and Particle Irradiation (MOE), Shandong University, Qingdao, China; ^(c)School of Physics and Astronomy, Shanghai Jiao Tong University, Key Laboratory for Particle Astrophysics and Cosmology (MOE), SKLPPC, Shanghai, China; ^(d)Tsung-Dao Lee Institute, Shanghai, China
- ⁶³ ^(a)Kirchhoff-Institut für Physik, Ruprecht-Karls-Universität Heidelberg, Heidelberg, Germany; ^(b)Physikalisches Institut, Ruprecht-Karls-Universität Heidelberg, Heidelberg, Germany
- ⁶⁴ ^(a)Department of Physics, Chinese University of Hong Kong, Shatin, NT, Hong Kong; ^(b)Department of Physics, University of Hong Kong, Pok Fu Lam, Hong Kong; ^(c)Department of Physics and Institute for Advanced Study, Hong Kong University of Science and Technology, Clear Water Bay, Kowloon, Hong Kong, China
- ⁶⁵ Department of Physics, National Tsing Hua University, Hsinchu, Taiwan
- ⁶⁶ IJCLab, Université Paris-Saclay, CNRS/IN2P3, 91405 Orsay, France
- ⁶⁷ Department of Physics, Indiana University, Bloomington, IN, USA
- ⁶⁸ ^(a)INFN Gruppo Collegato di Udine, Sezione di Trieste, Udine, Italy; ^(b)ICTP, Trieste, Italy; ^(c)Dipartimento Politecnico di Ingegneria e Architettura, Università di Udine, Udine, Italy
- ⁶⁹ ^(a)INFN Sezione di Lecce, Lecce, Italy; ^(b)Dipartimento di Matematica e Fisica, Università del Salento, Lecce, Italy
- ⁷⁰ ^(a)INFN Sezione di Milano, Milan, Italy; ^(b)Dipartimento di Fisica, Università di Milano, Milan, Italy
- ⁷¹ ^(a)INFN Sezione di Napoli, Naples, Italy; ^(b)Dipartimento di Fisica, Università di Napoli, Naples, Italy
- ⁷² ^(a)INFN Sezione di Pavia, Pavia, Italy; ^(b)Dipartimento di Fisica, Università di Pavia, Pavia, Italy
- ⁷³ ^(a)INFN Sezione di Pisa, Pisa, Italy; ^(b)Dipartimento di Fisica E. Fermi, Università di Pisa, Pisa, Italy
- ⁷⁴ ^(a)INFN Sezione di Roma, Rome, Italy; ^(b)Dipartimento di Fisica, Sapienza Università di Roma, Rome, Italy
- ⁷⁵ ^(a)INFN Sezione di Roma Tor Vergata, Rome, Italy; ^(b)Dipartimento di Fisica, Università di Roma Tor Vergata, Rome, Italy
- ⁷⁶ ^(a)INFN Sezione di Roma Tre, Rome, Italy; ^(b)Dipartimento di Matematica e Fisica, Università Roma Tre, Rome, Italy

- 77 ^(a)INFN-TIFPA, Trento, Italy; ^(b)Università degli Studi di Trento, Trento, Italy
- 78 Universität Innsbruck, Department of Astro and Particle Physics, Innsbruck, Austria
- 79 University of Iowa, Iowa City, IA, USA
- 80 Department of Physics and Astronomy, Iowa State University, Ames, IA, USA
- 81 ^(a)Departamento de Engenharia Elétrica, Universidade Federal de Juiz de Fora (UFJF), Juiz de Fora, Brazil; ^(b)Universidade Federal do Rio De Janeiro COPPE/EE/IF, Rio de Janeiro, Brazil; ^(c)Instituto de Física, Universidade de São Paulo, São Paulo, Brazil; ^(d)Rio de Janeiro State University, Rio de Janeiro, Brazil
- 82 KEK, High Energy Accelerator Research Organization, Tsukuba, Japan
- 83 Graduate School of Science, Kobe University, Kobe, Japan
- 84 ^(a)AGH University of Science and Technology, Faculty of Physics and Applied Computer Science, Krakow, Poland; ^(b)Marian Smoluchowski Institute of Physics, Jagiellonian University, Krakow, Poland
- 85 Institute of Nuclear Physics Polish Academy of Sciences, Krakow, Poland
- 86 Faculty of Science, Kyoto University, Kyoto, Japan
- 87 Kyoto University of Education, Kyoto, Japan
- 88 Research Center for Advanced Particle Physics and Department of Physics, Kyushu University, Fukuoka, Japan
- 89 Instituto de Física La Plata, Universidad Nacional de La Plata and CONICET, La Plata, Argentina
- 90 Physics Department, Lancaster University, Lancaster, UK
- 91 Oliver Lodge Laboratory, University of Liverpool, Liverpool, UK
- 92 Department of Experimental Particle Physics, Jožef Stefan Institute and Department of Physics, University of Ljubljana, Ljubljana, Slovenia
- 93 School of Physics and Astronomy, Queen Mary University of London, London, UK
- 94 Department of Physics, Royal Holloway University of London, Egham, UK
- 95 Department of Physics and Astronomy, University College London, London, UK
- 96 Louisiana Tech University, Ruston, LA, USA
- 97 Fysiska institutionen, Lunds universitet, Lund, Sweden
- 98 Departamento de Física Teórica C-15 and CIAFF, Universidad Autónoma de Madrid, Madrid, Spain
- 99 Institut für Physik, Universität Mainz, Mainz, Germany
- 100 School of Physics and Astronomy, University of Manchester, Manchester, UK
- 101 CPPM, Aix-Marseille Université, CNRS/IN2P3, Marseille, France
- 102 Department of Physics, University of Massachusetts, Amherst, MA, USA
- 103 Department of Physics, McGill University, Montreal, QC, Canada
- 104 School of Physics, University of Melbourne, Parkville, VIC, Australia
- 105 Department of Physics, University of Michigan, Ann Arbor, MI, USA
- 106 Department of Physics and Astronomy, Michigan State University, East Lansing, MI, USA
- 107 Group of Particle Physics, University of Montreal, Montreal, QC, Canada
- 108 Fakultät für Physik, Ludwig-Maximilians-Universität München, Munich, Germany
- 109 Max-Planck-Institut für Physik (Werner-Heisenberg-Institut), Munich, Germany
- 110 Graduate School of Science and Kobayashi-Maskawa Institute, Nagoya University, Nagoya, Japan
- 111 Department of Physics and Astronomy, University of New Mexico, Albuquerque, NM, USA
- 112 Institute for Mathematics, Astrophysics and Particle Physics, Radboud University/Nikhef, Nijmegen, The Netherlands
- 113 Nikhef National Institute for Subatomic Physics and University of Amsterdam, Amsterdam, The Netherlands
- 114 Department of Physics, Northern Illinois University, DeKalb, IL, USA
- 115 ^(a)New York University Abu Dhabi, Abu Dhabi, United Arab Emirates; ^(b)United Arab Emirates University, Al Ain, United Arab Emirates; ^(c)University of Sharjah, Sharjah, United Arab Emirates
- 116 Department of Physics, New York University, New York, NY, USA
- 117 Ochanomizu University, Otsuka, Bunkyo-ku, Tokyo, Japan
- 118 Ohio State University, Columbus, OH, USA
- 119 Homer L. Dodge Department of Physics and Astronomy, University of Oklahoma, Norman, OK, USA
- 120 Department of Physics, Oklahoma State University, Stillwater, OK, USA
- 121 Palacký University, Joint Laboratory of Optics, Olomouc, Czech Republic
- 122 Institute for Fundamental Science, University of Oregon, Eugene, OR, USA
- 123 Graduate School of Science, Osaka University, Osaka, Japan
- 124 Department of Physics, University of Oslo, Oslo, Norway

- 125 Department of Physics, Oxford University, Oxford, UK
- 126 LPNHE, Sorbonne Université, Université Paris Cité, CNRS/IN2P3, Paris, France
- 127 Department of Physics, University of Pennsylvania, Philadelphia, PA, USA
- 128 Department of Physics and Astronomy, University of Pittsburgh, Pittsburgh, PA, USA
- 129 ^(a)Laboratório de Instrumentação e Física Experimental de Partículas-LIP, Lisbon, Portugal; ^(b)Departamento de Física, Faculdade de Ciências, Universidade de Lisboa, Lisbon, Portugal; ^(c)Departamento de Física, Universidade de Coimbra, Coimbra, Portugal; ^(d)Centro de Física Nuclear da Universidade de Lisboa, Lisbon, Portugal; ^(e)Departamento de Física, Universidade do Minho, Braga, Portugal; ^(f)Departamento de Física Teórica y del Cosmos, Universidad de Granada, Granada, Spain; ^(g)Instituto Superior Técnico, Universidade de Lisboa, Lisbon, Portugal
- 130 Institute of Physics of the Czech Academy of Sciences, Prague, Czech Republic
- 131 Czech Technical University in Prague, Prague, Czech Republic
- 132 Charles University, Faculty of Mathematics and Physics, Prague, Czech Republic
- 133 Particle Physics Department, Rutherford Appleton Laboratory, Didcot, UK
- 134 IRFU, CEA, Université Paris-Saclay, Gif-sur-Yvette, France
- 135 Santa Cruz Institute for Particle Physics, University of California Santa Cruz, Santa Cruz, CA, USA
- 136 ^(a)Departamento de Física, Pontificia Universidad Católica de Chile, Santiago, Chile; ^(b)Millennium Institute for Subatomic physics at high energy frontier (SAPHIR), Santiago, Chile; ^(c)Instituto de Investigación Multidisciplinario en Ciencia y Tecnología y Departamento de Física, Universidad de La Serena, La Serena, Chile; ^(d)Department of Physics, Universidad Andres Bello, Santiago, Chile; ^(e)Instituto de Alta Investigación, Universidad de Tarapacá, Arica, Chile; ^(f)Departamento de Física, Universidad Técnica Federico Santa María, Valparaíso, Chile
- 137 Department of Physics, University of Washington, Seattle, WA, USA
- 138 Department of Physics and Astronomy, University of Sheffield, Sheffield, UK
- 139 Department of Physics, Shinshu University, Nagano, Japan
- 140 Department Physik, Universität Siegen, Siegen, Germany
- 141 Department of Physics, Simon Fraser University, Burnaby, BC, Canada
- 142 SLAC National Accelerator Laboratory, Stanford, CA, USA
- 143 Department of Physics, Royal Institute of Technology, Stockholm, Sweden
- 144 Departments of Physics and Astronomy, Stony Brook University, Stony Brook, NY, USA
- 145 Department of Physics and Astronomy, University of Sussex, Brighton, UK
- 146 School of Physics, University of Sydney, Sydney, Australia
- 147 Institute of Physics, Academia Sinica, Taipei, Taiwan
- 148 ^(a)E. Andronikashvili Institute of Physics, Iv. Javakhishvili Tbilisi State University, Tbilisi, Georgia; ^(b)High Energy Physics Institute, Tbilisi State University, Tbilisi, Georgia; ^(c)University of Georgia, Tbilisi, Georgia
- 149 Department of Physics, Technion, Israel Institute of Technology, Haifa, Israel
- 150 Raymond and Beverly Sackler School of Physics and Astronomy, Tel Aviv University, Tel Aviv, Israel
- 151 Department of Physics, Aristotle University of Thessaloniki, Thessaloniki, Greece
- 152 International Center for Elementary Particle Physics and Department of Physics, University of Tokyo, Tokyo, Japan
- 153 Department of Physics, Tokyo Institute of Technology, Tokyo, Japan
- 154 Department of Physics, University of Toronto, Toronto, ON, Canada
- 155 ^(a)TRIUMF, Vancouver, BC, Canada; ^(b)Department of Physics and Astronomy, York University, Toronto, ON, Canada
- 156 Division of Physics and Tomonaga Center for the History of the Universe, Faculty of Pure and Applied Sciences, University of Tsukuba, Tsukuba, Japan
- 157 Department of Physics and Astronomy, Tufts University, Medford, MA, USA
- 158 Department of Physics and Astronomy, University of California Irvine, Irvine, CA, USA
- 159 Department of Physics and Astronomy, University of Uppsala, Uppsala, Sweden
- 160 Department of Physics, University of Illinois, Urbana, IL, USA
- 161 Instituto de Física Corpuscular (IFIC), Centro Mixto Universidad de Valencia - CSIC, Valencia, Spain
- 162 Department of Physics, University of British Columbia, Vancouver, BC, Canada
- 163 Department of Physics and Astronomy, University of Victoria, Victoria, BC, Canada
- 164 Fakultät für Physik und Astronomie, Julius-Maximilians-Universität Würzburg, Würzburg, Germany
- 165 Department of Physics, University of Warwick, Coventry, UK
- 166 Waseda University, Tokyo, Japan
- 167 Department of Particle Physics and Astrophysics, Weizmann Institute of Science, Rehovot, Israel

- ¹⁶⁸ Department of Physics, University of Wisconsin, Madison, WI, USA
- ¹⁶⁹ Fakultät für Mathematik und Naturwissenschaften, Fachgruppe Physik, Bergische Universität Wuppertal, Wuppertal, Germany
- ¹⁷⁰ Department of Physics, Yale University, New Haven, CT, USA
- ^a Also Affiliated with an Institute Covered by a Cooperation Agreement with CERN, Geneva, Switzerland
- ^b Also at Borough of Manhattan Community College, City University of New York, New York, NY, USA
- ^c Also at Bruno Kessler Foundation, Trento, Italy
- ^d Also at Center for High Energy Physics, Peking University, China
- ^e Also at Centro Studi e Ricerche Enrico Fermi, Rome, Italy
- ^f Also at CERN, Geneva, Switzerland
- ^g Also at Département de Physique Nucléaire et Corpusculaire, Université de Genève, Geneva, Switzerland
- ^h Also at Departament de Física de la Universitat Autònoma de Barcelona, Barcelona, Spain
- ⁱ Also at Department of Financial and Management Engineering, University of the Aegean, Chios, Greece
- ^j Also at Department of Physics and Astronomy, Michigan State University, East Lansing, MI, USA
- ^k Also at Department of Physics and Astronomy, University of Louisville, Louisville, KY, USA
- ^l Also at Department of Physics, Ben Gurion University of the Negev, Beer Sheva, Israel
- ^m Also at Department of Physics, California State University, East Bay, USA
- ⁿ Also at Department of Physics, California State University, Sacramento, USA
- ^o Also at Department of Physics, King's College London, London, UK
- ^p Also at Department of Physics, University of Fribourg, Fribourg, Switzerland
- ^q Also at Department of Physics, University of Thessaly, Greece
- ^r Also at Department of Physics, Westmont College, Santa Barbara, USA
- ^s Also at Hellenic Open University, Patras, Greece
- ^t Also at Institutio Catalana de Recerca i Estudis Avancats, ICREA, Barcelona, Spain
- ^u Also at Institut für Experimentalphysik, Universität Hamburg, Hamburg, Germany
- ^v Also at Institute of Particle Physics (IPP), Ottawa, Canada
- ^w Also at Institute of Physics, Azerbaijan Academy of Sciences, Baku, Azerbaijan
- ^x Also at Institute of Theoretical Physics, Ilia State University, Tbilisi, Georgia
- ^y Also at Lawrence Livermore National Laboratory, Livermore, USA
- ^z Also at Physics Department, An-Najah National University, Nablus, Palestine
- ^{aa} Also at The City College of New York, New York, NY, USA
- ^{ab} Also at The Collaborative Innovation Center of Quantum Matter (CICQM), Beijing, China
- ^{ac} Also at TRIUMF, Vancouver, BC, Canada
- ^{ad} Also at Università di Napoli Parthenope, Napoli, Italy
- ^{ae} Also at University of Chinese Academy of Sciences (UCAS), Beijing, China
- ^{af} Also at University of Colorado Boulder, Department of Physics, Colorado, USA
- ^{ag} Also at Yeditepe University, Physics Department, Istanbul, Türkiye
- * Deceased