

UC Berkeley

UC Berkeley Previously Published Works

Title

Identification and microbial production of a terpene-based advanced biofuel

Permalink

<https://escholarship.org/uc/item/28c8c0hx>

Journal

Nature Communications, 2(1)

ISSN

2041-1723

Authors

Peralta-Yahya, Pamela P
Ouellet, Mario
Chan, Rossana
et al.

Publication Date

2011

DOI

10.1038/ncomms1494

Peer reviewed

ARTICLE

Received 4 May 2011 | Accepted 26 Aug 2011 | Published 27 Sep 2011

DOI: 10.1038/ncomms1494

Identification and microbial production of a terpene-based advanced biofuel

Pamela P. Peralta-Yahya^{1,2}, Mario Ouellet^{1,2}, Rossana Chan^{1,2}, Aindrila Mukhopadhyay^{1,2}, Jay D. Keasling^{1,2,3} & Taek Soon Lee^{1,2}

Rising petroleum costs, trade imbalances and environmental concerns have stimulated efforts to advance the microbial production of fuels from lignocellulosic biomass. Here we identify a novel biosynthetic alternative to D2 diesel fuel, bisabolane, and engineer microbial platforms for the production of its immediate precursor, bisabolene. First, we identify bisabolene as an alternative to D2 diesel by measuring the fuel properties of chemically hydrogenated commercial bisabolene. Then, via a combination of enzyme screening and metabolic engineering, we obtain a more than tenfold increase in bisabolene titers in *Escherichia coli* to $>900 \text{ mg l}^{-1}$. We produce bisabolene in *Saccharomyces cerevisiae* ($>900 \text{ mg l}^{-1}$), a widely used platform for the production of ethanol. Finally, we chemically hydrogenate biosynthetic bisabolene into bisabolane. This work presents a framework for the identification of novel terpene-based advanced biofuels and the rapid engineering of microbial farnesyl diphosphate-overproducing platforms for the production of biofuels.

¹ Joint BioEnergy Institute, 5885 Hollis Avenue, Emeryville, California 94608, USA. ² Physical Biosciences Division, Lawrence Berkeley National Laboratory, Berkeley, California 94720, USA. ³ Department of Chemical and Biomolecular Engineering, Department of Bioengineering, University of California, Berkeley, California 94720, USA. Correspondence and requests for materials should be addressed to T.S.L. (email: tslee@lbl.gov).

Ethanol, the most widely used renewable liquid transportation fuel¹, has only 70% of the energy content of gasoline and its hygroscopicity makes it incompatible with existing fuel, storage and distribution infrastructure². Advanced biofuels with high-energy content and physicochemical properties similar to petroleum-based fuels may be better alternatives, as they would allow use of existing engine designs, distribution systems and storage infrastructure³. The challenge lies in identifying and producing a biofuel with fuel and physicochemical properties similar to petroleum-based fuels.

Terpenes, traditionally used as fragrances and flavours⁴, have the potential to serve as advanced biofuel precursors^{5,6}. For example, the fully reduced form of the linear terpene farnesene is being pursued as an alternative biosynthetic diesel in the market⁷. Terpenes are biosynthesized from the C₅ universal precursors, isopentenyl diphosphate (IPP) and dimethylallyl diphosphate (DMAPP). Prenyltransferases assemble IPP and DMAPP into linear prenyl diphosphate precursors, such as farnesyl diphosphate (FPP, C₁₅), which are rearranged by terpene synthases into a variety of different terpenes, such as sesquiterpenes (C₁₅).

Although plants are the natural source of terpenes, engineered microbial platforms may be the most convenient and cost-effective approach for large-scale production of terpene-based advanced biofuels². Previously, we engineered the mevalonate pathway in both *Escherichia coli* and *Saccharomyces cerevisiae* for overproduction of FPP^{8,9}. Introduction of a sesquiterpene synthase to these engineered organisms has allowed the production of a variety of sesquiterpenes^{8–10}, albeit not in large enough quantities to serve as biosynthetic precursors to advanced biofuels. For example, amorphadiene, a key intermediate in the semi-synthesis of the antimalarial drug artemisinin, can be produced by introduction of amorphadiene synthase that cyclizes FPP. Amorphadiene is currently the most highly produced sesquiterpene at ~750 mg l⁻¹ in *S. cerevisiae*¹¹ and ~500 mg l⁻¹ in *E. coli*¹² in shake flasks and 27 g l⁻¹ in *E. coli*, using fermentors¹³.

We propose that the generality of the microbial FPP overproduction platforms should allow for the biosynthesis of sesquiterpenes to serve as advanced biofuel precursors by introduction of a sesquiterpene synthase producing the desired compound. The viability of this strategy hinges on identifying a sesquiterpene biofuel precursor, and a sesquiterpene synthase able to microbially produce the desired compound in high titers. Adding to the complexity of this proposition is the limited commercial availability of sesquiterpenes to derivatize and test for fuel properties, and the fact that most sesquiterpene synthases are of plant origin and thus potentially difficult to express in microbes.

Here we report the identification of a novel biosynthetic alternative to D2 diesel fuel, bisabolane, and the engineering of microbial platforms for the overproduction of its immediate precursor, bisabolene (Fig. 1). Hydrogenation of commercially available bisabolene led to the identification of bisabolane as a biosynthetic alternative to D2 diesel. Then, we engineered microbial platforms to produce bisabolene (1), the immediate precursor to bisabolane (2). First, using microbial platforms for the overproduction of FPP, we screened for sesquiterpene synthases able to convert FPP into bisabolene in high titers. Second, we optimized the mevalonate pathway in *E. coli* for increased bisabolene production by codon-optimization of heterologous pathway genes and introduction of extra promoters to increase expression of key enzymes in the pathway. Third, we produced bisabolene in *S. cerevisiae*, a widely used platform for the production of ethanol. Finally, we demonstrated the conversion of biosynthetic bisabolene into bisabolane using chemical hydrogenation. To our knowledge, this is the first report of a reduced monocyclic sesquiterpene, bisabolane, as a biosynthetic alternative to D2 diesel, and the first microbial overproduction of bisabolene in *E. coli* and *S. cerevisiae* at titers over 900 mg l⁻¹ in shake flasks.

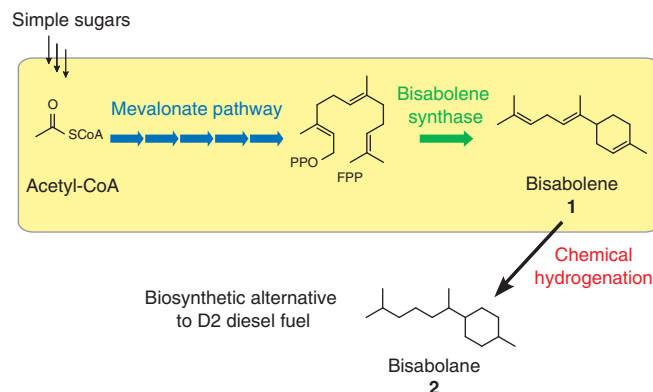


Figure 1 | Bisabolane from chemical hydrogenation of microbially produced bisabolene. The engineered microbe (yellow box) converts simple sugars into acetyl-CoA via primary metabolism. A combination of metabolic engineering of the heterologous mevalonate pathway to convert acetyl-CoA into FPP and enzyme screening to identify a terpene synthase to convert FPP into bisabolene (1) is used to produce bisabolene at high titers. Chemical hydrogenation of biosynthetic bisabolene leads to bisabolane (2), a biosynthetic alternative to D2 diesel.

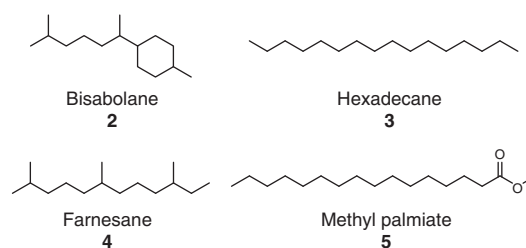


Figure 2 | Chemical structures of fuels. Bisabolane (2); Hexadecane (3), a representative molecule for diesel; farnesane (4); and methyl palmiate (5), a representative molecule for fatty acid methyl esters.

Results

Bisabolane as a biosynthetic alternative to D2 diesel fuel. We hypothesized that a fully reduced monocyclic sesquiterpene, bisabolane (2), may serve as a biosynthetic alternative to diesel (Fig. 2). D2 diesel, the fuel for compression ignition engines, is a mixture of linear, branched, and cyclic alkanes with an average carbon length of 16 (3). Among other properties, biosynthetic alternatives to D2 diesel should have a similar cetane number and comparable cold properties¹⁴. Bisabolane has a carbon length (C₁₅), close to the average carbon length of diesel (C₁₆). Further, the branching found in the linear portion of bisabolane may result in beneficial fuel cold properties. Finally, the ring portion of bisabolane increases the density of the fuel, which will increase the energy density per volume of fuel. To our knowledge, there are no reports of bisabolane as a biosynthetic alternative to D2 diesel.

To determine whether bisabolane could serve as a biosynthetic alternative to D2 diesel, we chemically hydrogenated commercially available bisabolene and measured its fuel properties. Bisabolene was the major component of commercial bisabolene, which also contained impurities such as farnesene (Fig. 3a). Bisabolane was the major component of the hydrogenated commercial bisabolene representing ~50% of the product profile, followed by farnesane (4) (~20%), partially hydrogenated bisabolene (~20%), and aromatized bisabolene (~7%) (Fig. 3b; Supplementary Fig. S1). Table 1 shows the physicochemical and fuel properties of D2 diesel¹⁵, biodiesel (5)¹⁵,

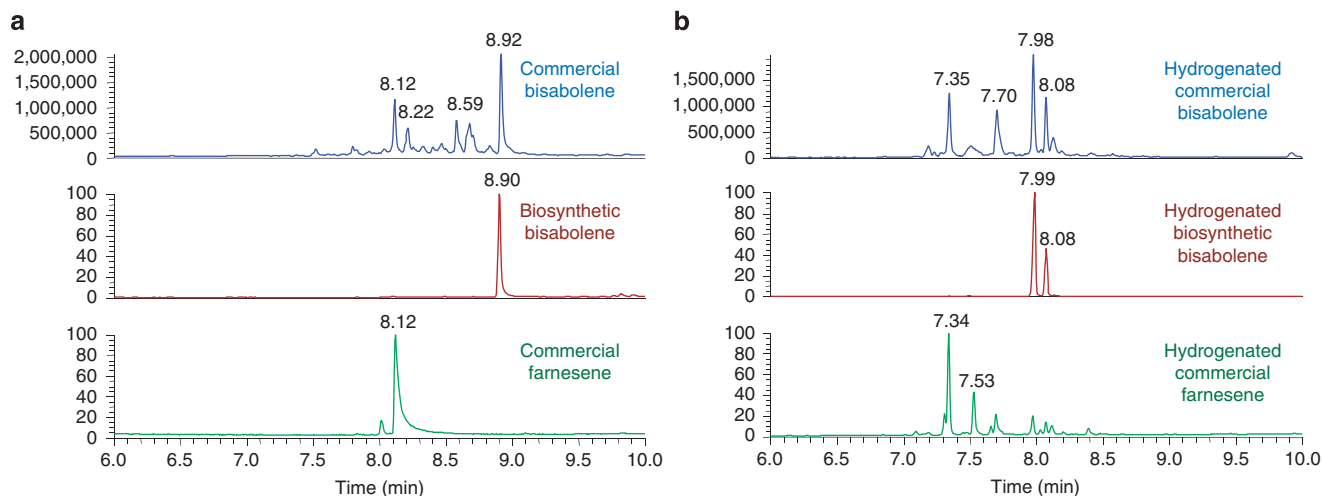


Figure 3 | Gas chromatography analysis of commercial bisabolene and hydrogenated commercial bisabolene. (a) GC trace of commercial bisabolene. Commercial bisabolene (TCI America: bisabolene B1413) has four major peaks (RT: 8.12, 8.22, 8.59 and 8.92). Peak at RT: 8.92 has the same retention time as biosynthetic bisabolene (α -bisabolene). Peak at RT: 8.12 has the same retention time as a commercial sample of farnesene (Fluka: β -farnesene 73492). Peaks at RT: 8.22 and 8.59 are sesquiterpenes based on the $m/z = 204$. The ratio of bisabolene to farnesene is $\sim 2:1$. (b) GC trace of hydrogenated commercial bisabolene. Hydrogenated commercial bisabolene has four main peaks (RT: 7.35, 7.70, 7.98, and 8.08). Peaks at RT: 7.99 and 8.08 have the same retention time as the hydrogenated biosynthetic bisabolene (bisabolane geometric isomers). Peak at RT: 7.35 has the same retention time as hydrogenated commercial farnesene (farnesane). Peak at RT: 7.70 is partially hydrogenated bisabolene based on MS analysis of partial hydrogenation of biosynthetic bisabolene (Supplementary Fig. S1). The ratio of bisabolane to farnesane is $\sim 2.5:1$.

Table 1 | Fuel properties of D2 diesel fuel and biosynthetic alternatives.

Properties	D2 Diesel fuel*	Biodiesel†	Hydrogenated commercial bisabolene‡
Density (g ml^{-1})	0.85	0.88	0.82
API Gravity	35.0	29.3	41.1
Flash point ($^{\circ}\text{C}$)	60–80	100–170	111
Kinetic viscosity ($\text{mm}^2 \text{s}^{-1}$)	1.3–4.1	4.0–6.0	2.91
Boiling point ($^{\circ}\text{C}$)	180–340	315–350	267
Cloud point ($^{\circ}\text{C}$)	–35 to 5	–3 to 15	< –78
Cetane number	40–55	48–65	41.9

*Biodiesel Handling and Use Guide, National Renewable Energy Laboratories¹⁵.
†Biodiesel: Fatty acid methyl esters. Biodiesel Handling and Use Guide, National Renewable Energy Laboratories¹⁵.
‡Hydrogenated commercial bisabolene: bisabolane: –50%, farnesane: –20%, partially hydrogenated bisabolane: –20%, and aromatized bisabolane: –7% (Fig 3b).

and the hydrogenated commercial bisabolene. The hydrogenated commercial bisabolene has a cetane number of 41.9, which lies within the range of D2 diesel (40–55). Further, hydrogenated commercial bisabolene has better cold properties than those of D2 diesel, with a cloud point of -78°C as compared with -35°C , and than those of biodiesel, which has a cloud point of -3°C . Commercial bisabolene has a cetane number of 30 and is not a D2 diesel alternative. The fuel properties of hydrogenated commercial bisabolene may be impacted by the presence of compounds other than bisabolane in the final product. For example, although farnesane may improve some of the biofuel characteristics such as cetane number, partially hydrogenated and aromatized bisabolanes would deteriorate these same fuel properties. Further, the linear structure of farnesane results in a lower density (0.77 g ml^{-1}) than cyclic bisabolane (0.88 g ml^{-1}). Given the similar ratios of potentially beneficial and detrimental byproducts, we estimate that their effect on the fuel properties will cancel each

other out. Therefore, the measured cetane number, which is within the range of D2 diesel, can be primarily attributed to the major product, bisabolane. Taken together, these data demonstrate that bisabolane is a biosynthetic alternative to D2 diesel fuel.

Screening enzymes for high bisabolene titers in *E. coli*. Knowing that bisabolane is a biosynthetic alternative to D2 diesel, we used a previously engineered *E. coli* platform for the overproduction of FPP to screen for terpene synthases to convert FPP into a monocyclic sesquiterpene in high titers. The monocyclic sesquiterpene could then be chemically hydrogenated to bisabolane. Briefly, wild-type *E. coli* uses the deoxyxylulose 5-phosphate pathway to convert pyruvate and glyceraldehyde-3-phosphate to IPP and DMAPP, the precursors to all terpenes. Previously, we showed that the native deoxyxylulose 5-phosphate pathway in *E. coli* produces negligible amounts of sesquiterpenes when overexpressing a sesquiterpene synthase⁸. To increase the production of terpenes, we engineered *E. coli* to heterologously express the mevalonate pathway from *S. cerevisiae* to overproduce FPP from acetyl-CoA⁸. Recently, the eight genes of the heterologous mevalonate pathway were assembled in a single plasmid (pJBEI-2704) to reduce metabolic burden and the number of antibiotic markers¹². To screen for terpene synthases that produce monocyclic sesquiterpenes, we transformed *E. coli* with pJBEI-2704 and a plasmid expressing the terpene synthase gene. Terpene synthase screening was necessary, as these enzymes have been previously identified as bottlenecks in microbial sesquiterpene production¹⁶. In nature, plants produce three monocyclic sesquiterpenes that could be chemically hydrogenated to bisabolane: curcumen, zingiberene and bisabolene. For biofuel purposes, we needed to identify a terpene synthase that produces a monocyclic sesquiterpene as its major product. The two known zingiberene synthases in the literature¹⁷ produce zingiberene as $\leq 40\%$ of their product profile and were not included in the screen. The only known curcumen synthase in the literature¹⁷, that from patchouli (*Pogostemon cablin*), produced curcumen in $\sim 90\%$ of its product profile. Therefore, we synthesized the *E. coli* codon-optimized *P. cablin* curcumen synthase gene and tested it for curcumen pro-

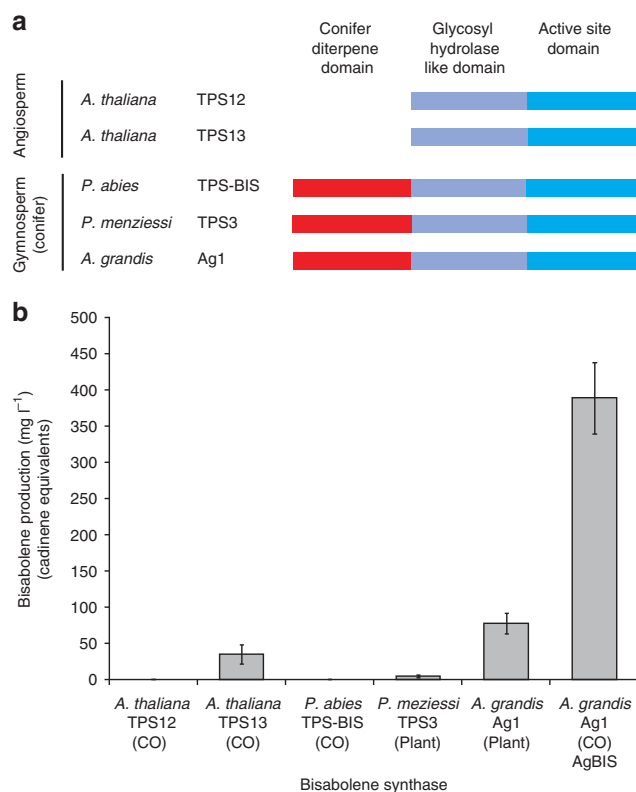


Figure 4 | Screening bisabolene synthases for high bisabolene titers in *E. coli*. (a) Gene structure of bisabolene synthases screened. (b) *E. coli* bisabolene production as a function of bisabolene synthase using pJBEI-2704 as the heterologous mevalonate pathway. The experiments were carried out in triplicate. Shown is the mean bisabolene production after 73h of growth in EZ-rich defined medium with 1% glucose. The error bars represent the standard deviation from the mean. CO, gene synthesized using *E. coli* codon usage. Plant, original plant gene.

duction. However, curcumene was produced at only 130 μg l⁻¹ in our *E. coli* FPP-overproducing platform.

Five of the six bisabolene synthases known in the literature at the beginning of the project produced bisabolene in >90% of their product profile¹⁷. Sequence alignment of the five bisabolene synthases revealed two gene structures depending on their plant origin¹⁸ (Fig. 4a). Angiosperm bisabolene synthases, *Arabidopsis thaliana* (Z)-γ-bisabolene synthases TPS12 and TPS13 (ref. 19), have two domains, making them similar to previously characterized plant sesquiterpene synthases, such as amorphadiene synthase. Gymnosperm bisabolene synthases, *Pseudotsuga menziesii* (E)-γ-bisabolene synthase TPS3 (ref. 20), and *Abies grandis* (E)-α-bisabolene synthase Ag1 (ref. 21), and *Picea abies* (E)-α-bisabolene synthase TPS-BIS²², have three domains, making them structurally closer to diterpene synthases, such as abietadiene synthase, than to sesquiterpene synthases. Not knowing whether gene structure would influence the microbial production of bisabolene, we screened both two- and three-domain bisabolene synthases. We synthesized the *E. coli* codon-optimized version of the two-domain bisabolene synthases, *A. thaliana* TPS12 and TPS13. From other laboratories, we obtained the plant genes for two three-domain bisabolene synthases *P. menziesii* TPS3 and *A. grandis* Ag1. To test all five bisabolene synthases that produce bisabolene in >90% of their product profile, we synthesized the *E. coli* codon-optimized version of the last three-domain bisabolene synthase, *P. abies* TPS-BIS. Figure 4b shows the bisabolene production from each of the five bisabolene synthases. Among the two-domain bisabolene synthases, *A. thaliana* TPS13

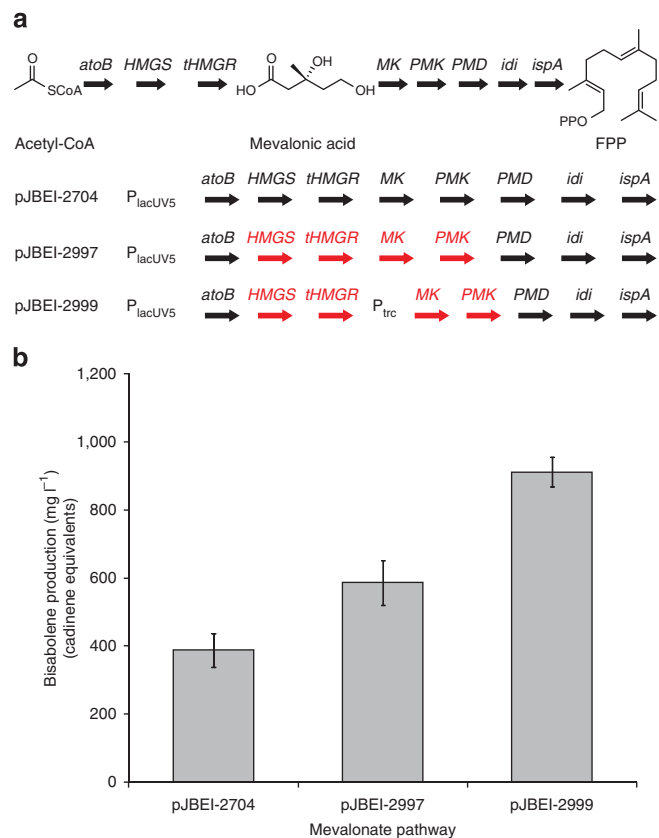


Figure 5 | Improving *E. coli* bisabolene titers via metabolic engineering of the mevalonate pathway. (a) The mevalonate pathway converts acetyl-CoA into FPP in eight enzymatic steps: acetyl-CoA acetyltransferase (*atoB*), truncated HMG-CoA reductase (*tHMGR*), HMG-CoA synthase (*HMGS*), mevalonate kinase (*MK*), phosphomevalonate kinase (*PMK*), mevalonate diphosphate decarboxylase (*PMD*), isoprenyl diphosphate isomerase (*idi*) and farnesyl diphosphate synthase (*ispA*). Gene names in uppercase are original genes from *S. cerevisiae*, and gene names in lowercase are endogenous *E. coli* genes. Gene names in red have been synthesized to match *E. coli* codon usage. (b) *E. coli* bisabolene production as a function of the mevalonate pathway using AgBIS as the bisabolene synthase. The experiments were carried out in triplicate. Shown is the mean bisabolene production after 73h of growth in EZ-rich defined media with 1% glucose. The error bars represent the standard deviation from the mean.

showed the highest bisabolene production at 35 ± 13 mg l⁻¹, whereas *A. thaliana* TPS12 did not produce detectable levels of bisabolene. Among the three-domain bisabolene synthases, *P. abies* TPS-BIS did not produce detectable levels of bisabolene, *P. menziessi* TPS3 produced bisabolene at 4 ± 2 mg l⁻¹ and *A. grandis* Ag1 produced 78 ± 14 mg l⁻¹ of bisabolene. To further increase bisabolene production, we synthesized the *E. coli* codon-optimized version of the highest bisabolene-producing gene, *A. grandis* Ag1, to generate AgBIS. As shown in Figure 4b, AgBIS increased bisabolene production fivefold to 389 ± 49 mg l⁻¹. AgBIS produced α-bisabolene as a single product (Supplementary Fig. S2). The increase in microbial bisabolene production seen with AgBIS when compared with that of Ag1 can be attributed to an increase in soluble expression of the bisabolene synthase enzyme in *E. coli* (Supplementary Fig. S3).

Metabolic engineering doubles bisabolene titers in *E. coli*. With the highest bisabolene-producing gene in hand (AgBIS), we set out to improve the *E. coli* production of FPP via metabolic engineering of the mevalonate pathway (Fig. 5). For optimization, we conceptually divided the mevalonate pathway into a top portion that converts acetyl-CoA

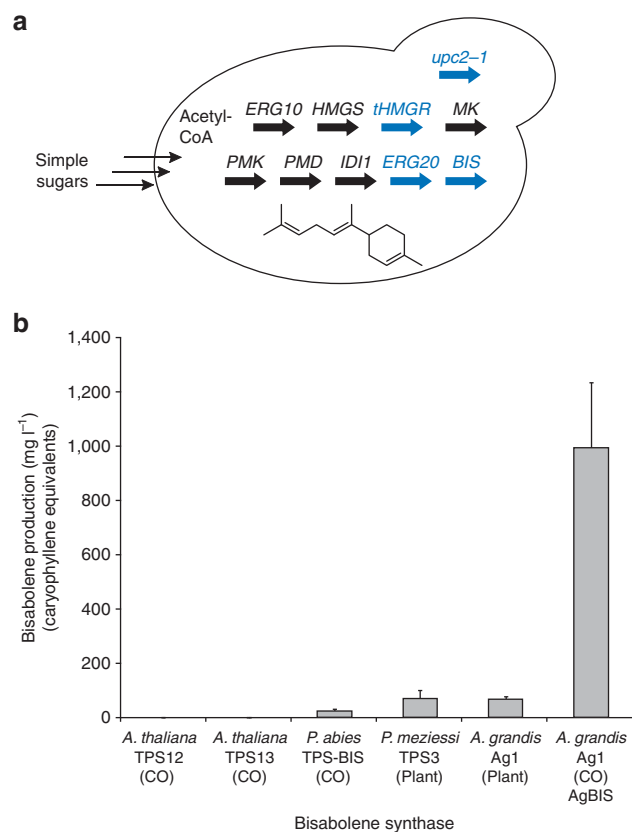


Figure 6 | Screening bisabolene synthases for high bisabolene titers in *S. cerevisiae*. (a) *S. cerevisiae* strain previously engineered for the production of amorphadiene⁹ (EPY300) was re-engineered to produce bisabolene by overexpressing bisabolene synthase. In *S. cerevisiae*, acetyl-CoA acetyltransferase is *Erg10*, isoprenyl diphosphate isomerase is *Idi1*, and farnesyl diphosphate synthase is *Erg20*. Gene names in blue (*upc2-1*, *tHMGR*, *ERG20* and *BIS*) are overexpressed. (b) *S. cerevisiae* (EPY300) bisabolene production as a function of bisabolene synthase. The experiments were carried out in triplicate. Shown is the mean bisabolene production after 96 h of growth in rich medium (YEP) with 1.8% galactose/0.2% glucose. The error bars represent the standard deviation from the mean. CO, gene synthesized using *E. coli* codon usage. Plant, original plant gene.

into mevalonate and a bottom portion that converts mevalonate into FPP. The mevalonate pathway is heterologous to *E. coli*, and the genes encoding truncated HMG-CoA reductase (*tHMGR*), HMG-CoA synthase (*HMGs*), mevalonate kinase (*MK*), phosphomevalonate kinase (*PMK*), and mevalonate diphosphate decarboxylase (*PMD*) are derived from *S. cerevisiae*⁸. The *E. coli* strain harbouring AgBIS with our original heterologous mevalonate pathway (pJBEI-2704) produced $388 \pm 49 \text{ mg l}^{-1}$ bisabolene. In the first optimization attempt, we codon-optimized four of the five *S. cerevisiae* genes present in the mevalonate pathway (*tHMGR*, *HMGs*, *MK*, and *PMK*) to match the *E. coli* codon usage to generate pJBEI-2997. We did not codon-optimize *PMD*, as previous proteomic studies showed high protein levels of *PMD*¹². This platform produced $586 \pm 65 \text{ mg l}^{-1}$ bisabolene. To improve expression of the enzymes in the bottom portion of the pathway, we placed these genes under control of a second promoter (P_{trc}) (pJBEI-2999). This platform produced $912 \pm 43 \text{ mg l}^{-1}$ of bisabolene, which is a twofold improvement in bisabolene production over our original platform. On the basis of the mevalonate pathway-dependent theoretical yield of 0.25 g sesquiterpene per g of glucose⁵, and assuming that only glucose is being converted to

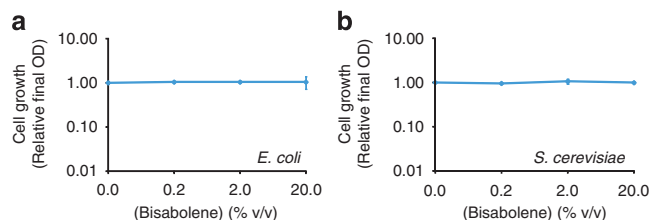


Figure 7 | Toxicity of commercial bisabolene to *E. coli* and *S. cerevisiae*. (a) *E. coli* growth after 24 h in the presence of 0–20% (v/v) of commercial bisabolene. (b) *S. cerevisiae* growth after 16 h in the presence of 0–20% v/v of commercial bisabolene. The experiments were carried out in triplicate. Shown is the mean growth after overnight growth and the error bars represent the standard deviation from the mean.

bisabolene, we have reached 36% of apparent theoretical yield using defined rich media with 1% glucose. To determine the actual yield and the percentage of theoretical yield for bisabolene production in *E. coli*, we used the highest *E. coli* bisabolene production strain, that is, *E. coli* harbouring JBEI-2999 and AgBIS, and repeated the shake flask production in minimal medium. The actual yield of bisabolene production is 0.01 g g^{-1} of glucose ($\sim 208 \text{ mg l}^{-1}$ after 72 h with 2% glucose). Therefore, our *E. coli* platform is at 4% of theoretical yield. The lower yield in minimal medium suggests that more optimization is needed for the use of these strains in minimal medium.

Engineering bisabolene production in *S. cerevisiae*. In addition to production in *E. coli*, we also engineered bisabolene production in *S. cerevisiae*, a host widely used for production of ethanol (Fig. 6). Specifically, we adapted a previously engineered *S. cerevisiae* FPP overproduction platform for the production of bisabolene. Briefly, in the *S. cerevisiae* FPP overproduction platform, the truncated HMG-CoA reductase (*tHMGR*), the FPP synthase (*Erg20*), and the global transcription regulator of the sterol pathway *upc2-1* were overexpressed and the squalene synthase (*Erg9*) was downregulated from the chromosome⁹. We adapted this yeast platform for the production of bisabolene by placing the bisabolene synthases under control of the galactose promoter on a high-copy plasmid (2 μ) containing the auxotrophic *Leu2d* marker previously used to achieve the highest production of amorphadiene¹¹. Given that *in vivo* enzymatic activity is sometimes context (organism) dependent^{9,23}, we screened the same bisabolene synthases previously screened in *E. coli* in *S. cerevisiae*. Figure 6b shows the bisabolene production from each of the five bisabolene synthases in *S. cerevisiae*. Neither of the two-domain bisabolene synthases, *A. thaliana* TPS12 or TPS13, showed detectable levels of bisabolene. Unlike in *E. coli*, all three-domain sesquiterpene synthases produced bisabolene in *S. cerevisiae*. *P. abies* TPS-BIS produced $23 \pm 7 \text{ mg l}^{-1}$ bisabolene, *P. meziessi* TPS3 produced $69 \pm 7 \text{ mg l}^{-1}$ bisabolene, and *A. grandis* Ag1 produced $66 \pm 11 \text{ mg l}^{-1}$. Interestingly, the bisabolene productions of *P. meziessi* TPS3 and *A. grandis* Ag1 are much closer together in *S. cerevisiae* than in *E. coli*. The highest production was achieved using AgBIS at $994 \pm 241 \text{ mg l}^{-1}$.

Bisabolene shows low toxicity to *E. coli* and *S. cerevisiae*. In addition to high microbial titers, the feasibility of bisabolene as a biofuel precursor will depend on the toxicity it imparts to the overproducing organism. Figure 7 shows that commercial bisabolene imparts low to no toxicity to *E. coli* and *S. cerevisiae* when added exogenously to the medium. The *E. coli* and *S. cerevisiae* cell growth are comparable at 0% (v/v) bisabolene and up to 20% (v/v) of exogenously added bisabolene. Above 20% (v/v) of exogenously added bisabolene, bisabolene phase-separated from the culture medium. The lack of toxicity to the tested microbial platforms should enable the production of bisabolene in high titers.

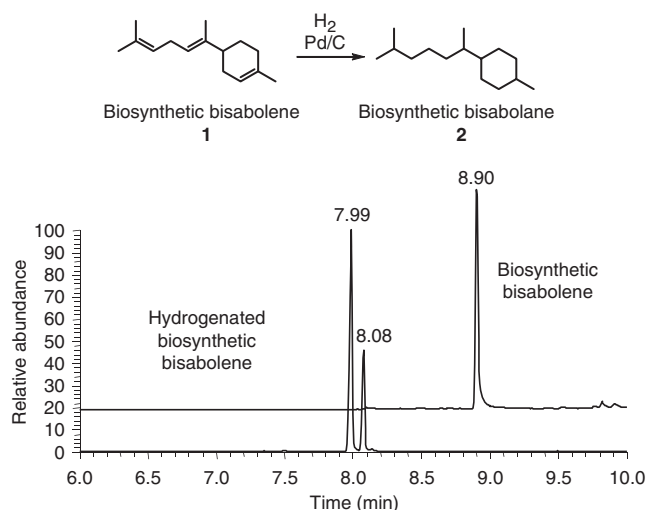


Figure 8 | Chemical hydrogenation of biosynthetic bisabolene (1) into biosynthetic bisabolane (2). Gas chromatogram trace of biosynthetic bisabolene (RT: 8.90) and fully hydrogenated biosynthetic bisabolene. Hydrogenation of biosynthetic bisabolene leads to a mixture of two geometric bisabolane isomers (RT: 7.99 and 8.08) in a 3:1 ratio.

Chemical hydrogenation of biosynthetic bisabolene. To demonstrate that microbially produced bisabolene can be converted to the biosynthetic D2 diesel alternative, bisabolane, we used a palladium on carbon catalyst to chemically reduce biosynthetic bisabolene into fully hydrogenated bisabolanes (Fig. 8). First, we isolated biosynthetic bisabolene from *E. coli* cell cultures and we assigned its NMR spectra (Supplementary Figs S4–6). Then, we fully reduced the biosynthetic bisabolene into a 3:1 mixture of bisabolanes. Bisabolene was fully hydrogenated to bisabolane as demonstrated by the lack of vinylic protons in the ^1H NMR spectrum (Supplementary Fig. S7) and the lack of alkenes and ^{13}C NMR (Supplementary Fig. S8) spectrum. On the basis of the chemical structure of α -bisabolene and the reaction mechanism of Pd-catalyzed hydrogenation, we infer that the bisabolanes are geometric isomers (Supplementary Fig. S9).

Discussion

Here we present a framework for the rapid identification and development of a terpene-based advanced biofuels that sets precedent for the discovery of other advanced biofuels. In the absence of a commercial source of bisabolene, chemical hydrogenation of commercial bisabolene led to the identification of bisabolane as a biosynthetic alternative to D2 diesel. The flexibility of the *E. coli* and *S. cerevisiae* FPP-overproducing platforms allowed us to rapidly switch from the overproduction of amorphadiene to that of bisabolene, the immediate precursor to bisabolane. In *E. coli*, bisabolene synthase screening and codon-optimization followed by metabolic engineering of the heterologous mevalonate pathway led to a ten-fold increase in bisabolene titers. In *S. cerevisiae*, screening of the bisabolene synthases led to bisabolene titers $>900\text{ mg l}^{-1}$, the highest sesquiterpene titer in this organism to date. Further, we showed that bisabolene toxicity is not a limit in the microbial production of bisabolene in either *S. cerevisiae* or *E. coli*. Finally, we demonstrated chemical conversion of biosynthetic bisabolene into bisabolane using chemical hydrogenation. To our knowledge, this is the first report of a reduced monocyclic sesquiterpene, bisabolane, as a biosynthetic alternative to D2 diesel, and the first microbial overproduction of bisabolene at $>900\text{ mg l}^{-1}$.

It is currently difficult to obtain large quantities of biosynthetic bisabolene to hydrogenate and test its fuel properties. The shake flask production experiments reported in this manuscript have been

performed with an organic overlay for analysis purposes. Although both the *E. coli* and *S. cerevisiae* strains produce high levels of the sesquiterpene, purification of bisabolene is currently challenging due to co-evaporation of the product and the organic overlay. Further improvements in bisabolene production or an alternative separation technology will be required to obtain the quantities of highly pure bisabolene needed for fuel properties testing. Through multiple rounds of large-scale preparation in shake flasks, we have prepared $\sim 20\text{ ml}$ of biosynthetic bisabolene, hydrogenated it, and performed preliminary fuel properties testing. Though the results are preliminary due to an insufficient sample amount for complete testing, the preliminary cetane number of the hydrogenated biosynthetic bisabolene is 52.6. Once the complete fuel properties of hydrogenated biosynthetic bisabolene can be obtained, we will be able to estimate the impact of byproducts present in the hydrogenated commercial bisabolene, such as farnesane and aromatized bisabolene (Fig. 3b). Given the similar ratios of potentially beneficial (farnesane) and detrimental (aromatized and partially reduced bisabolanes) byproducts in the hydrogenated commercial bisabolene, we estimate that the measured physicochemical properties reported in this work can be largely attributed to the major product, bisabolane.

While bisabolane has physicochemical properties similar to D2 diesel, it must be produced at high yields from the sugar source using a relatively simple process to be economically viable. Here we produced bisabolene in *E. coli* at $\sim 36\%$ of apparent pathway-dependent theoretical yield, and at 4% of pathway-dependent theoretical yield in minimal medium. We are currently optimizing the fermentation conditions, pathway genes and the organism to improve the productivity in minimal medium and also to produce larger quantities of biosynthetic bisabolene for complete fuel property analysis. Further, the low toxicity of bisabolene to *E. coli* and *S. cerevisiae* should allow production of bisabolene at very high titers.

An economic analysis on the production of bisabolene takes into consideration many variables including the cost and type of feedstock, biomass depolymerization method, and the microbial yield of biofuel. Assuming a break-even price of sugar at the mill to be close to US $\$0.10/\text{lb}$, which is lower than the current volatile spot price but closer to the long-term nominal price of the commodity, we can perform a rough calculation of the theoretical cost of bisabolene. On the basis of that number, the raw material cost of bisabolene production would be, ignoring non-sugar costs, approximately $\$0.88$ per kg of bisabolene. Assuming raw material costs to be only $\sim 50\%$ of the final cost, this would imply a final cost of $\$1.76$ per kg, or $\$5.73$ per gal of bisabolene on the basis of data for ethanol production²⁴. (We assumed the raw material cost for bisabolene as 50% of total cost which is lower than that of ethanol (66%) on the assumption that the bisabolene production process will be more involved and, thus, more costly than the production of ethanol). At an estimated $\sim \$6$ per gal, bisabolene is currently more expensive than current D2 diesel. However, it is still promising to investigate this emerging alternative biofuel when considering its superior properties and renewable nature.

Finally, in this work we have resorted to chemical hydrogenation of bisabolene into the final product bisabolane. While industrially feasible, the ultimate goal is the complete microbial production of bisabolane. This will require the reduction of terpenes *in vivo* using designer reductases and, potentially, balancing cellular reducing equivalents.

Methods

Hydrogenation of commercial bisabolene. Bisabolene (mixture of isomers) was purchased from TCI America (catalogue No. B1413). 10% Pd/C was purchased from Aldrich (catalogue No. 205699). 25 ml of bisabolene was added in Parr high-pressure reaction vessel with 125 ml glass insert. 250 mg of 10% Pd/C (10 wt % of substrate) was added and the reaction vessel was flushed with hydrogen several times at 500 psi. The reaction mixture was pressurized with hydrogen to 1,200 psi

and stirred at 25 °C. The reaction vessel was repressurized to 1,200 psi when the pressure dropped below 100 psi and stirred until no further decrease of hydrogen pressure was observed. The excess hydrogen was removed and the mixture was filtered over celite. The filtrate was dried under high vacuum overnight, and the product was directly used for fuel property test without any further purification.

Cetane number of hydrogenated commercial bisabolene. The cetane number measurements were executed by Dr. Matthew Ratcliff at NREL. The ignition delay of the bisabolene sample or the hydrogenated bisabolene sample (~60 ml) was measured with the Ignition quality tester (IQT), using ASTM D6890-08 and converted to derived cetane number. Further ignition delay measurements were made to determine the sensitivity of hydrogenated bisabolene to combustion temperature, pressure and oxygen concentration. The data were regressed on a modified Arrhenius plot to determine the apparent activation energy (E_a) and the oxygen mole fraction dependency (b).

Properties of hydrogenated commercial bisabolene. The properties were measured at the Southwest Research Institute (San Antonio, Texas). The following ASTM methods were used for each property measurement: cloud point measurement (ASTM D5773), specific gravity or density measurement (ASTM D4052), flash point measurement (ASTM D93), kinetic viscosity measurement (ASTM D445), and boiling point (ASTM D2887).

Bisabolene synthase vectors. For bisabolene production in *E. coli*, the five bisabolene synthase genes were cloned into vector pTrc99 between NcoI and XmaI sites. The genes were amplified from their respective templates using their respective primers, digested with NcoI and XmaI and cloned into pTrc99. For bisabolene production in *S. cerevisiae*, the five bisabolene synthase genes were cloned into the vector pRSLeu2d¹¹ between NheI and XhoI sites. The genes were amplified from their respective templates using their respective primers, digested with NheI and XhoI, and cloned into pRSLeu2d.

Mevalonate pathway vectors. pBb plasmids were prepared as the BglBrick standard expression vectors²⁵. The top portion of the mevalonate pathway contains genes for the conversion of acetyl CoA to mevalonate: acetoacetyl-CoA synthase from *E. coli* (*atoB*), HMG-CoA synthase from *S. cerevisiae* (*HMG5*), and an amino-terminal truncated version of HMG-CoA reductase from *S. cerevisiae* (*HMGR*). The bottom portion of the mevalonate pathway contains genes for the conversion of mevalonate to FPP: mevalonate kinase from *S. cerevisiae* (*MK*), phosphomevalonate kinase from *S. cerevisiae* (*PMK*), phosphomevalonate decarboxylase from *S. cerevisiae* (*PMD*), IPP isomerase from *E. coli* (*idi*), and farnesyl diphosphate synthase from *E. coli* (*ispA*). pJBEI-2704 (pBbA5c-MevT-MBIS): The construction of this plasmid has been previously reported¹². pJBEI-2997 (pBbA5c-MevT(CO)-MBIS(CO)): pBbA5c-MevT(CO) was constructed by ligating pBbA5c vector (*Bam*HI/*Xho*I) and BglBrick compatible codon optimized HMG5 and HMGR inserts (*Bgl*III/*Xho*I), using BglBrick cloning strategy with compatible *Bgl*II and *Bam*HI restriction. Individual genes were PCR-amplified from pAM45 (ref. 16) with primers contain *Eco*RI and *Bgl*II sites at 5'-end and *Bam*HI and *Xho*I sites at 3'-end of each gene. The BglBrick restriction sites found in each gene were removed by site-specific mutagenesis. pBbA5c-MevT(CO)-MBIS(CO) was prepared by the ligation of pBbA5c-MevT(CO) vector (*Bam*HI/*Xho*I) and MBIS with *E. coli* codon optimized MK and PMK insert (*Bgl*III/*Xho*I). pJBEI-2999 (pBbA5c-MevT(CO)-P_{trc}-MBIS(CO)): The plasmid was prepared by two-step ligation of pBbA5c-MevT(CO) vector (*Bam*HI/*Xho*I) and a double terminator-P_{trc} gene part (*Bgl*II/*Xho*I) and MBIS(CO) insert (*Bgl*III/*Xho*I) by standard BglBrick cloning strategy.

Bisabolene production in *E. coli*. For the bisabolene synthase screen, *E. coli* DH1 was co-transformed with pJBEI-2704 and either pJBEI-3175 (TPS12), pJBEI-3167 (TPS13), pJBEI-3177 (TPS-BIS), pJBEI-3604 (TPS3), pJBEI-3360 (Ag1), or pJBEI-3361 (AgBIS). For the optimization of the mevalonate pathway, *E. coli* DH1 was co-transformed with AgBIS and any one of pJBEI-2704, pJBEI-2997, and pJBEI-2999. Pre-cultures of *E. coli* DH1 harbouring the appropriate plasmids were used to inoculate at a 1:100 dilution bisabolene production media (Teknova, EZ-Rich, 1% (v/v) glucose, amp¹⁰⁰, cm³⁰, 50 ml). The cultures were grown at 37 °C for 5.5 h (180 r.p.m., OD₆₀₀ = 0.6–0.8) before induction with 500 μM IPTG and overlaid with 20% dodecane. After growth for 73 h at 30 °C (180 r.p.m.), 10 μL of the dodecane overlay were sampled and diluted into 990 μL of ethyl acetate spiked with caryophyllene as an internal standard. The samples were analysed by GC/MS (Thermo Trace Ultra with PolarisQ MS) with a TR-5MS column (30 m × 0.25 mm ID × 0.25 μm film) using a cadinene standard curve using the following conditions: inlet at 225 °C, 1.2 ml min⁻¹ constant flow, transfer line at 300 °C, ion source at 200 °C, scan *m/z* 50–300. Oven: 60 °C for 1 min, ramp at 25 °C min⁻¹ to 220 °C, hold 2 min. For actual yield calculations, we used minimal medium with glucose as the only carbon source. Bisabolene production was executed as described above with *E. coli* DH1 harbouring JBEI-2999 and pJBEI-3361 in minimal medium (M9 medium supplemented with trace elements, 2% (v/v) glucose, amp¹⁰⁰, cm³⁰, 50 ml). After 72 h of growth the dodecane layer was sampled and analysed by GC/FID (Thermo Focus with FID) equipped with a DB-5HT column (10 m × 0.32 mm ID × 0.1 μm film), using a caryophyllene standard curve using the following conditions: inlet at 250 °C, FID at 320 °C, 100 kPa constant

pressure; oven: 60 °C for 0.75 min, 40 °C min⁻¹ to 200 °C. Glucose was measured via high-pressure liquid chromatography (HPLC) before and during bisabolene production. Glucose was completely consumed after 24 h.

Bisabolene production in *S. cerevisiae*. Pre-cultures of *S. cerevisiae* strain EPY300 (ref. 9) transformed with the appropriate plasmid for bisabolene synthase expression was used to inoculate at an OD₆₀₀ of 0.05 into 5 ml of YEP supplemented with 1.8% galactose/0.2% glucose and overlaid with 10% dodecane. After 96 h of growth at 30 °C, 10 μL of the dodecane layer were sampled and diluted into 990 μL of ethyl acetate spiked with caryophyllene as an internal standard. The samples were analysed by GC/FID (Thermo Focus with FID) equipped with a DB-5HT column (10 m × 0.32 mm ID × 0.1 μm film) using a caryophyllene standard curve using the following conditions: inlet at 250 °C, FID at 320 °C, 100 kPa constant pressure; oven: 60 °C for 0.75 min, ramp 40 °C min⁻¹ to 200 °C.

Bisabolene microbial toxicity. To *E. coli*: an overnight culture of *E. coli* DH1 harbouring AgBIS and JBEI-2999 was used to inoculate 1 ml cultures containing 0–20% (v/v) of commercial bisabolene (TCI America B1413) at an OD₆₀₀ = 0.05 in triplicate. The cultures were grown for at 37 °C for 24 h before the OD₆₀₀ was measured. To *S. cerevisiae*: an overnight culture of EPY300 (SD-HIS-MET, 2% glucose) was used to inoculate 1 ml cultures containing 0–20% (v/v) of commercial bisabolene at an OD₆₀₀ = 0.05 in triplicate. The cultures were grown for at 30 °C for 16 h before the OD₆₀₀ was measured.

Purification of biosynthetic bisabolene. The *E. coli* or *S. cerevisiae* bisabolene production strains were grown as previously described but overlaid with decane, instead of dodecane, to facilitate bisabolene extraction. The decane overlay was separated from the culture medium using a separatory funnel and dried over sodium sulfate. The decane was evaporated under reduced pressure, and the leftover oil was loaded onto a silica gel column for column chromatography using hexanes as the solvent. The product containing fractions were pooled and the solvent was evaporated under reduced pressure. The product was obtained as colourless oil.

Chemical hydrogenation of biosynthetic bisabolene. The biosynthesized bisabolene in dodecane overlay or in hexane for purified bisabolene (60 ml, 1.52 mmol. of bisabolene) was dried under high vacuum overnight and was added into Parr high-pressure reaction vessel with 125-ml glass insert. 100 mg of 10% Pd/C was added and the reaction vessel was flushed with hydrogen several times at 500 psi. The reaction mixture was pressurized with hydrogen to 1,200 psi and stirred at 25 °C overnight. The excess hydrogen was removed and the mixture was filtered over celite. The filtrate was dried under high vacuum, and the product was analysed by GC/MS without any further purification. The reaction mixture in hexane was also filtered over celite, and the solvent was removed under reduced pressure.

References

- United Nations Environment Programme, . Towards sustainable production and use of resources - assessing biofuels (www.unep.fr; <http://www.uneptie.org/energy/bioenergy/documents/pdf/Assessing%20Biofuels-Summary-Web-.pdf>) (2009).
- Peralta-Yahya, P. P. & Keasling, J. D. Advanced biofuel production in microbes. *Biotechnol. J.* **5**, 147–162 (2010).
- Fortman, J. L. *et al.* Biofuel alternatives to ethanol: pumping the microbial well. *Trends Biotechnol.* **26**, 375–381 (2008).
- Kirby, J. & Keasling, J. D. Biosynthesis of plant isoprenoids: perspectives for microbial engineering. *Annu. Rev. Plant Biol.* **60**, 335–355 (2009).
- Rude, M. & Schirmer, A. New microbial fuels: a biotech perspective. *Curr. Opin. Microbiol.* **12**, 274–281 (2009).
- Harvey, B. G., Wright, M. E. & Quintana, R. L. High-density renewable fuels based on the selective dimerization of pinenes. *Energ. Fuel.* **24**, 267–273 (2010).
- Renniger, N. & McPhee, D. Fuel compositions comprising farnesane and farnesane derivatives and method of making and using same. U.S. Patent No. 7399323 (2008).
- Martin, V. J., Pitera, D. J., Withers, S. T., Newman, J. D. & Keasling, J. D. Engineering a mevalonate pathway in *Escherichia coli* for production of terpenoids. *Nat. Biotechnol.* **21**, 796–802 (2003).
- Ro, D. K. *et al.* Production of the antimalarial drug precursor artemisinic acid in engineered yeast. *Nature* **440**, 940–943 (2006).
- Yoshikuni, Y., Ferrin, T. E. & Keasling, J. D. Designed divergent evolution of enzyme function. *Nature* **440**, 1078–1082 (2006).
- Ro, D. K. *et al.* Induction of multiple pleiotropic drug resistance genes in yeast engineered to produce an increased level of anti-malarial drug precursor, artemisinic acid. *BMC Biotechnol.* **8**, 83 (2008).
- Redding-Johanson, A. M. *et al.* Targeted proteomics for metabolic pathway optimization: Application to terpene production. *Metab. Eng.* **13**, 194–203 (2011).
- Tsuruta, H. *et al.* High-level production of amorpha-4,11-diene, a precursor of the antimalarial agent artemisinin, in *Escherichia coli*. *PLoS One* **4**, e4489 (2009).

14. Lee, S. K., Chou, H., Ham, T. S., Lee, T. S. & Keasling, J. D. Metabolic engineering of microorganisms for biofuels production: from bugs to synthetic biology to fuels. *Curr. Opin. Biotechnol.* **19**, 556–563 (2008).
15. National Renewable Energy Laboratory. Biodiesel handling and use guide (Fourth Edition) (www.nrel.gov; <http://www.nrel.gov/vehiclesandfuels/pdfs/43672.pdf>) (2009).
16. Anthony, J. R., Anthony, L. C., Nowroozi, F., Kwon, G., Newman, J. D. & Keasling, J. D. Optimization of the mevalonate-based isoprenoid biosynthetic pathway in *Escherichia coli* for production of the anti-malarial drug precursor amorpha-4,11-diene. *Metab. Eng.* **11**, 13–19 (2009).
17. Degenhardt, J., Kollner, T. G. & Gershenzon, J. Monoterpene and sesquiterpene synthases and the origin of terpene skeletal diversity in plants. *Phytochemistry* **70**, 1621–1637 (2009).
18. Trapp, S. C. & Croteau, R. B. Genomic organization of plant terpene synthases and molecular evolutionary implications. *Genetics* **158**, 811–832 (2001).
19. Ro, D. K., Ehltling, J., Keeling, C. I., Lin, R., Mattheus, N. & Bohlmann, J. Microarray expression profiling and functional characterization of AtTPS genes: Duplicated *Arabidopsis thaliana* sesquiterpene synthase genes At4g13280 and At4g13300 encode root-specific and wound-inducible (Z)-gamma-bisabolene synthases. *Arch. Biochem. Biophys.* **448**, 104–116 (2006).
20. Huber, D. P., Philippe, R. N., Godard, K. A., Sturrock, R. N. & Bohlmann, J. Characterization of four terpene synthase cDNAs from methyl jasmonate-induced Douglas-fir, *Pseudotsuga menziesii*. *Phytochemistry* **66**, 1427–1439 (2005).
21. Bohlmann, J., Crock, J., Jetter, R. & Croteau, R. Terpenoid-based defenses in conifers: cDNA cloning, characterization, and functional expression of wound-inducible (E)-alpha-bisabolene synthase from grand fir (*Abies grandis*). *Proc. Natl Acad. Sci. USA* **95**, 6756–6761 (1998).
22. Martin, D. M., Fäldt, J. & Bohlmann, J. Functional characterization of nine Norway spruce TPS genes and evolution of gymnosperm terpene synthases of the TPS-d subfamily. *Plant Physiol.* **135**, 1908–1927 (2004).
23. Chang, M. C., Eachus, R. A., Trieu, W., Ro, D.-K. & Keasling, J. D. Engineering *Escherichia coli* for production of functionalized terpenoids using plant P450s. *Nat. Chem. Biol.* **3**, 274–277 (2007).
24. Von Lampe, P. Agricultural market impacts of future growth in the production of biofuels. Organization for Economic Co-operation and Development (www.oecd.org; www.oecd.org/dataoecd/58/62/36074135.pdf) (2006).
25. Anderson, J. C. *et al.* BglBricks: A flexible standard for biological part assembly. *J. Biol. Eng.* **4**, 1 (2010).

Acknowledgements

This work was part of the DOE Joint BioEnergy Institute (<http://www.jbei.org>) supported by the US Department of Energy, Office of Science, Office of Biological and Environmental Research, through contract DE-AC02-05CH11231 between Lawrence Berkeley National Laboratory and the US Department of Energy. We thank Prof. Rodney Croteau at Washington State University for the *Abies grandis* bisabolene synthase gene (pSBAG1), Prof. Jörg Bohlmann at The University of British Columbia for the *Pseudotsuga menziesii* bisabolene synthase gene (pPmeTPS3), Dr Matthew Ratcliff at the National Renewable Energy Laboratory (NREL) for the cetane number measurement, and Dr Daniel Klein-Marcuschamer at JBEI for economic analysis.

Author contributions

P.P.-Y., M.O., A.M., J.D.K. and T.S.L. designed the experiments. P.P.-Y., T.S.L., M.O. and R.C. performed the experiments. P.P.-Y., T.S.L. and J.D.K. wrote the manuscript.

Additional information

Supplementary Information accompanies this paper at <http://www.nature.com/naturecommunications>

Competing financial interests: JDK has financial interest in Amyris Biotechnologies and LS9 Inc. The remaining authors declare no competing financial interest.

Reprints and permission information is available online at <http://npg.nature.com/reprintsandpermissions/>

How to cite this article: Peralta-Yahya, P. P. *et al.* Identification and microbial production of a terpene-based advanced biofuel. *Nat. Commun.* **2**:483 doi: 10.1038/ncomms1494 (2011).

License: This work is licensed under a Creative Commons Attribution-NonCommercial-Share Alike 3.0 Unported License. To view a copy of this license, visit <http://creativecommons.org/licenses/by-nc-sa/3.0/>