

UC Santa Barbara

UC Santa Barbara Previously Published Works

Title

Nanoengineering Metal-Organic Frameworks and Derivatives for Electrosynthesis of Ammonia.

Permalink

<https://escholarship.org/uc/item/2b6417f8>

Journal

Nano-Micro Letters, 15(1)

Authors

Feng, Daming
Zhou, Lixue
White, Timothy
et al.

Publication Date

2023-08-24

DOI

10.1007/s40820-023-01169-4

Peer reviewed



Nanoengineering Metal–Organic Frameworks and Derivatives for Electrosynthesis of Ammonia

Cite as

Nano-Micro Lett.
(2023) 15:203

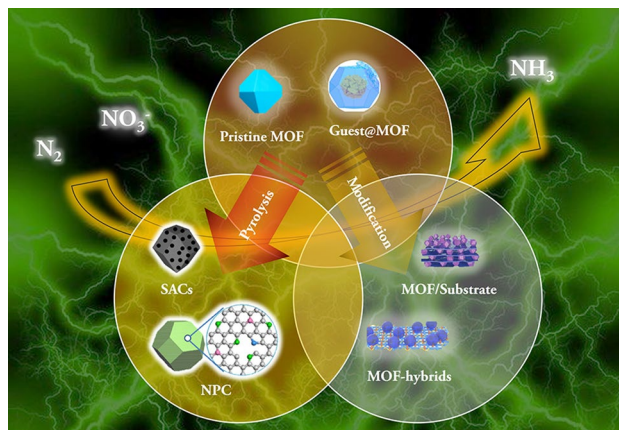
Daming Feng¹ , Lixue Zhou¹, Timothy J. White² , Anthony K. Cheetham³ ,
Tianyi Ma⁴ , Fengxia Wei⁵

Received: 12 April 2023
Accepted: 10 July 2023
© The Author(s) 2023

HIGHLIGHTS

- Recent advances in the metal–organic framework (MOF)-related catalysts for electrochemical ammonia synthesis protocols under ambient reaction conditions are summarized and discussed.
- The design and fabrication of efficient electrocatalysts from MOF for the reduction of N_2 and NO_3^- are systematically analyzed.
- Based on the current advances, the ongoing challenges and promising perspectives are highlighted.

ABSTRACT Electrocatalytic synthesis under mild conditions has become increasingly important as one of the practical alternatives for industrial applications, especially for the green ammonia (NH_3) industry. A properly engineered electrocatalyst plays a vital role in the realization of superior catalytic performance. Among various types of promising nanomaterials, metal–organic frameworks (MOFs) are competitive candidates for developing efficient electrocatalytic NH_3 synthesis from simple nitrogen-containing molecules or ions, such as N_2 and NO_3^- . In this review, recent advances in the development of electrocatalysts derived from MOFs for the electrosynthesis of NH_3 are collected, categorized, and discussed, including their application in the N_2 reduction reaction (NRR) and the NO_3^- reduction reaction (NO_3RR). Firstly, the fundamental principles are illustrated, such as plausible mechanisms of NH_3 generation from N_2 and NO_3^- , the apparatus of corresponding electrocatalysis, parameters for evaluation of reaction efficiency, and detection methods of yielding NH_3 . Then, the electrocatalysts for NRR processes are discussed in detail, including pristine MOFs, MOF-hybrids, MOF-derived N-doped porous carbons, single atomic catalysts from pyrolysis of MOFs, and other MOF-related materials. Subsequently, MOF-related NO_3RR processes are also listed and discussed. Finally, the existing challenges and prospects for the rational design and fabrication of electrocatalysts from MOFs for electrochemical NH_3 synthesis are presented, such as the evolution of investigation methods with artificial intelligence, innovation in synthetic methods of MOF-related catalysts, advancement of characterization techniques, and extended electrocatalytic reactions.



KEYWORDS Metal–organic frameworks; Electrosynthesis of ammonia; Nitrogen reduction reactions; Nitrate reduction reactions

✉ Tianyi Ma, tianyi.ma@rmit.edu.au; Fengxia Wei, wei_fengxia@imre.a-star.edu.sg

¹ College of Chemistry, Liaoning University, Shenyang 110036, People's Republic of China

² School of Materials Science and Engineering, Nanyang Technological University, 50 Nanyang Avenue, Singapore 639798, Singapore

³ Materials Research Laboratory, University of California, Santa Barbara, CA 93106, USA

⁴ School of Science, RMIT University, Melbourne, VIC 3000, Australia

⁵ Institute of Materials Research and Engineering (IMRE), Agency for Science, Technology and Research (A*STAR), 2 Fusionopolis Way, Innovis 08-03, Singapore 138634, Singapore



1 Introduction

Ammonia, which has been applied in fertilizers to protect the world's population from the global food crisis in the twentieth century, may save the world again from today's climate change crisis by serving as a green fuel. However, the current NH_3 industry, which uses a catalytic conversion from N_2 and H_2 at high temperatures and pressures (the Haber–Bosch process), is far from green [1]. Consequently, the production of green ammonia under mild conditions has become a major focus in low-carbon, green energy research.

Heterogeneous catalysis has attracted extensive attention in the fields of chemistry [2], energy [3], environmental protection [4], and so forth [5]. Among all the catalytic processes, the electrocatalytic transformation of abundant small molecules or ions (N_2 and NO_x) into value-added products, such as NH_3 , has been considered a very promising alternative to the current industrial methodologies and a smart approach to tackling intractable environmental issues and the energy crisis [6]. With renewable energy as the power supply, transportable fuels (e.g., NH_3) and chemicals that are obtained from renewable feedstocks (e.g., H_2 from water splitting, N_2) can be tuned by varying the bias potential under ambient conditions. In addition, large-scale industrial applications might be facilitated by using compact and modular electrochemical reactors. However, these electrochemical conversions are limited by the unavoidably large overpotentials for the adsorption and bond cleavage of the intrinsically inert small molecules and the migration of multiple electrons that are required by the subsequential reduction and possible coupling reactions. Furthermore, the competing hydrogen evolution reaction (HER) simultaneously occurs in aqueous electrolytic solutions, impairing the catalytic selectivity and faradaic efficiency (FE) of the electrocatalytic conversion of simple molecules [7]. To overcome the kinetic barriers and sluggish reaction dynamics, diverse approaches have been employed to precisely construct nanomaterials with specific electrocatalysis functions.

In general, the diffusion of substrates and products, the transfer of electrons, and reactions at the electrode/electrolytic solution interface are three critical sections of a typical electrocatalytic process [8]. Therefore, the transport of charges and the catalytic capability of active sites strongly influence the resulting performance of the catalysts. Consequently, maximum catalytic reactivity can be achieved by

modulating the electronic structure and manipulating the surface of the catalytic materials, mimicking homogeneous catalysis in microscopic reaction environments.

Due to their special metal–ligand, periodic networks with metal ions/cluster as nodes and organic ligands as linkers, metal–organic frameworks (MOFs) with dispersed mono-atomic active sites exhibit unique quasi-molecular catalytic performance in heterogeneous catalysis [9]. Permanent porosity and chemical and thermal stability of the crystalline MOF networks can be ensured by strong metal–ligand bonds. By judicious selection of the building blocks and appropriate reaction conditions, it is possible to achieve rational design and engineering of the frameworks. Owing to their controllable morphology, high surface area, designable porosity, tunable pore size, and flexible electronic structure, MOFs have not only exhibited extraordinary performance in gas storage and separation [10, 11], energy storage [12–16], microwave adsorption [17–19], sensors [20, 21] and magnetic and molecular recognition [22] but have also received extensive attention to directly activate and convert kinetically inert, simple molecules [23, 24] over the last few years. In addition to their direct use as electrocatalysts, hybrid supports, or functional tuners, MOF materials can also be used as electrocatalyst precursors or templates for further fabrication of conductive and stable nanoporous carbon materials (NPC) [25]. The subsequent pyrolysis of the MOFs under various conditions can lead to the formation of highly dispersed nanoparticles or single-atom catalysts (SACs), resulting in enhanced electrocatalytic performance [26].

In recent years, the progress of MOF-based catalysts has been demonstrated by many experimental results, and several comprehensive reviews have been published in the field of electrocatalysis. For example, Zhang and co-workers summarized the progress of MOF-derived electrocatalytic materials, focusing on the characterization of active catalytic sites, catalytic performance, and mechanisms in various types of electrochemical catalysis, such as HER, oxygen evolution reaction (OER), oxygen reduction reaction (ORR), CO_2 RR, and NRR [27]. Meanwhile, Xu and colleagues reported on recent advances in the fabrication of MOF-derived SACs and their applications in electrocatalysis [28]. Li and co-workers demonstrated the similarities shared by CO_2 RR and NRR catalyzed by earth-abundant electrocatalysts (including MOFs), such as the intrinsic chemical inertness of CO_2 and N_2 , the

multiple-electron transfer process with slow kinetics for reduction, and the competing HER as a side reaction [29]. Meanwhile, Tang and Ge reviewed the recent advances of MOF-related materials in the CO₂RR process [30]. Huo and Zhang suggested that the defects in MOFs are the main features to enhance the NRR performance [31]. Since ammonia synthesis is of great importance in the development of modern civilization, we envisaged that a comprehensive review of the electrosynthesis of NH₃ by MOF-related catalysts would be meaningful and timely [32].

With our continuous interest in the electrochemical synthesis of NH₃ [33–37], this review presents a systematic discussion of the MOFs and MOF-derived materials that are being studied for the electrosynthesis of ammonia from N₂ and NO₃⁻. First, the fundamental principles of the electrosynthesis of NH₃ are illustrated. Then, the recent works related to this topic are divided into four main parts according to the role played by the MOFs in the electrocatalytic process. Finally, the existing challenges and main drawbacks of MOF-related electrocatalysts, as well as promising future solutions and new paths, are analyzed and proposed. The examples of recent work are mainly collected from 2017 onwards.

2 Fundamental Principles for Electrosynthesis of NH₃

2.1 Reaction Mechanisms

2.1.1 Reduction of Dinitrogen Gas

Following recent advances in mild electrochemical NRR, plausible catalytic mechanisms have been proposed based on theoretical and experimental analysis, which not only provide clear clues for understanding the actual reaction pathway but also offer guidance for the rational fabrication of efficient and robust electrocatalysts. The electrocatalytic NRR process generally consists of three main steps: (1) the adsorption and activation of N₂ on the catalytic sites; (2) the hydrogenation process of the activated N₂ intermediates; (3) the desorption of NH₃ from the catalytic sites.

For MOF-based heterogeneous electrocatalysis, two major NRR mechanisms are proposed in accordance with

the protonation and bond-breaking modes of *N₂ intermediate, including associative and dissociative pathways. In the dissociative pathway, the cleavage of the N≡N bond takes place upon the adsorption of the N₂ molecule (Fig. 1a) [38]. After three consecutive protonation, the NH₃ molecule is generated and further released from the catalytic site. It is worth mentioning that the bond-breaking process requires extremely high energy, due to which the Haber–Bosch process has to be conducted under harsh conditions, thus not popular in electrocatalysis under mild conditions. In the associative pathway, the bond cleavage proceeds with the protonation process simultaneously, yielding a series of N_xH_y intermediates. In accordance with the order of hydrogenation, the associative path is further divided into distal and alternating routes. In the distal path, the protonation and reduction happen on the distal nitrogen atom first (Fig. 1b) [39]. After the generation and release of distant NH₃, the nitrogen atom bound on the catalyst surface begins to form the second NH₃ in a similar route. Regarding the alternative path, protons are introduced successively onto the two nitrogen atoms and the two NH₃ molecules are formed in turn (Fig. 1c) [40].

2.1.2 Reduction of Nitrate Ion

In the electrochemical reduction of nitrate ions, there are two observed products so far, i.e., N₂ and NH₃, and the possible mechanistic pathway are complicated, including multiple-electron-transfer and diverse nitrogen-containing intermediates from +5 to -3 valence states [41]. Theoretical and experimental results suggest two synthetic routes for NH₃ production: regulation by binding hydrogen atoms and direct reduction from the cathode. About adsorbed-hydrogen-mediated pathway, the nitrate ion is subsequently and continuously reduced by the in situ generated *H from pre-reduction of *H₂O on the catalyst surface (Fig. 1d) [42]. The desired NH₃ is produced through a series of intermediates, such as *NO₂⁻, *NO, *N, *NH, *NH₂, and so on. It is worth mentioning that the N₂ may be formed through the combination of two *N intermediate. Since the calculated migration barrier of *H is less than that of *N and N–H bond formation is kinetically more favorable than the N–N bond, the preferential generation of NH₃ can be achieved on more photophilic catalytic sites. Regarding the electron-mediated pathway, the NO₃⁻ is adsorbed

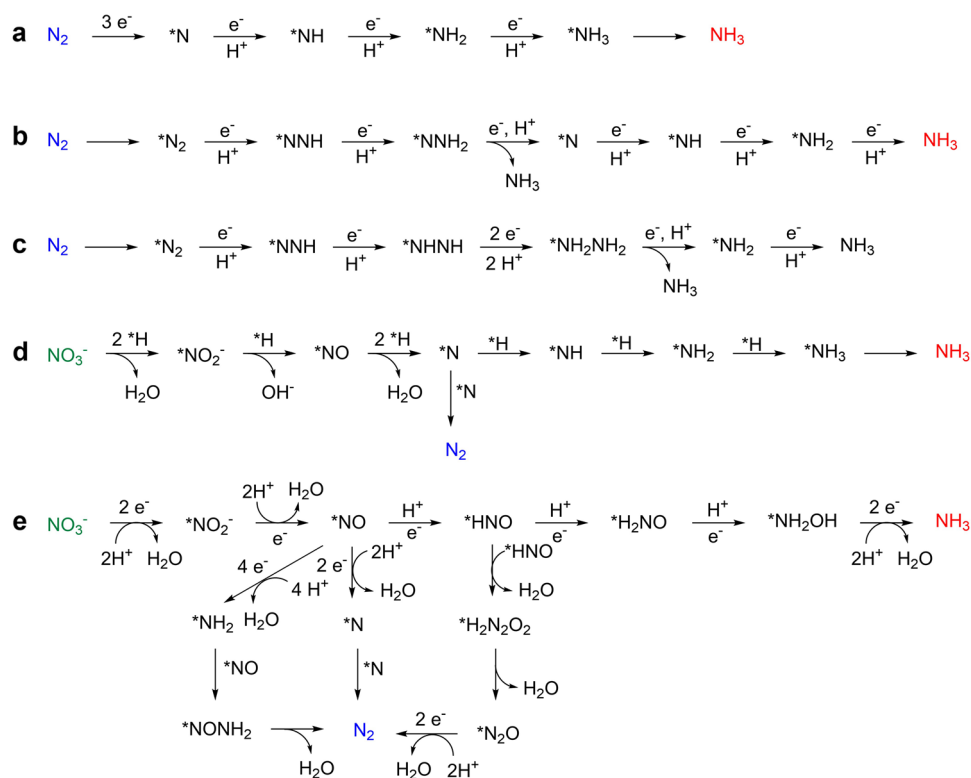


Fig. 1 Plausible mechanisms for electrosynthesis of NH_3 . **a** Dissociative pathway for NRR. **b** Associative distal pathway for NRR. **c** Associative alternating pathway for NRR. **d** Adsorbed-hydrogen-mediated pathway for NO_3RR . **e** Direct electroreduction of NO_3RR

and reduced to $*NO_2$ and $*NO$ successively (Fig. 1e) [43]. Subsequently, the NH_3 is obtained through consecutive hydrogenation of $*NO$ intermediate, experiencing $*HNO$, $*H_2NO$, $*NH_2OH$, and so on. In addition to the formation of NH_3 , the possible N_2 product may be provided through N–N coupling between intermediates, such as $*NO$ and $*NO$, $*NO$ and $*NH_2$, $*N$ and $*N$, $*HNO$ and $*HNO$, and so forth.

2.2 Evaluation of Efficiency

2.2.1 Nitrogen Efficiency (NE)

The NE is calculated to evaluate the utilization efficiency of the nitrogen atom in the conversion of nitrogen-containing molecules, especially in the transformation of soluble nitrogen oxides, such as nitrate and nitrite ions. The magnitude is determined by the ratio between the actual amount of nitrogen atoms in the product and those in the reactants. It is notable that due to the insolubility of N_2 gas and NO gas, the concentrations of N_2 and NO are uncertain during the

experiments, this parameter cannot be applied in the reduction of N_2 and NO processes. An example equation is shown in the following for the evaluation of NO_x^- reductions:

$$NE = \frac{[NH_3]}{[NO_x^-]} \times 100\% \quad (1)$$

where $[NO_x^-]$ is the concentration of soluble nitrogen oxides (nitrite ion when $x=2$, nitrate ion when $x=3$) in a pre-reaction solution (mol L^{-1}), $[NH_3]$ is the resulting NH_3 concentration (mol L^{-1}).

2.2.2 Faradaic Efficiency (FE)

The FE is the parameter for the evaluation of the efficiency of electric charges in electrocatalysis. The higher the FE value presented; the more electrons are effective in the generation of desired products. The following equation is generally adopted for FE calculation in the electrosynthesis of NH_3 :

$$FE = \frac{n \times F \times [NH_3] \times V}{Q} \times 100\% \quad (2)$$

where n is the number of electrons required to generate one NH_3 molecule from substrates ($n_{\text{NRR}} = 3$, $n_{\text{NO}_3\text{RR}} = 8$), F is Faraday constant ($96,485 \text{ C mol}^{-1}$), $[\text{NH}_3]$ is the resulting NH_3 concentration (mol L^{-1}), V is the volume of the electrolyte in the cathode chamber (L), and Q is the total charges passed through the electrode (C).

2.2.3 Ammonia Yield Rate

The ammonia yield rate, also simplified as NH_3 yield, is used to evaluate the catalytic activity and stability. The larger magnitude means a greater amount of NH_3 produced per unit of time per unit area. The following equation is commonly used:

$$\text{NH}_3 \text{ Yield Rate} = \frac{[\text{NH}_3] \times V}{t \times S} \quad (3)$$

where $[\text{NH}_3]$ is the resulting NH_3 concentration (mol L^{-1}), V is the electrolyte solution volume in the cathodic chamber (L), t is the NRR time in total, and S is the area of the working electrode (i.e., $2 \times 2 \text{ cm}^2$).

2.3 Detection of Ammonia

The current technologies for electrosynthesis of NH_3 in mild conditions are not yet ready for practical use. One of the biggest obstacles is only a trace amount of NH_3 , or NH_4^+ is present in the resulting aqueous electrolytic solution. Therefore, the accurate detection of NH_3 at low concentrations is crucial for the development of technological routes for electrochemical NH_3 generation. To date, a number of detection protocols have been proposed, which can be divided into two main categories—the colorimetric method and the instrumental analysis method [44].

2.3.1 Colorimetric Methods

By measuring and comparing the resulting electrolytic solution, the colorimetric methods are rapid, accurate, and reliable for detecting the concentration of NH_3 , especially at trace levels. Generally, certain reagents can change the color of the NH_3 -containing solution. Pretreatment of the electrolytic solution is required to minimize interference from other ions, so ultrapure water and pre-cleaned apparatus are essential when carrying out experiments. Besides, a standard

calibration curve is also needed. The following contents are an introduction to the two common colorimetric methods in more detail: (1) The Nessler's reagent, a solution containing K_2HgI_4 and KOH , is used in Nessler's method for quantitative detection of NH_3 . In alkaline solutions, the mercury and iodide ions react with NH_3 , which is almost unaffected by the pH value of the testing sample. The resulting reddish brown complex shows a strong absorbance at 420 nm, which is directly proportional to the concentration of NH_3 in a relatively wide range. However, due to the toxic nature of the mercury ions, careful manipulation of the detection is required. (2) The indophenol blue method (IB) is the reaction of NH_3 with phenol and hypochlorite under alkaline conditions, which is known as the Berthelot reaction. Catalyzed by sodium nitroprusside, the blue indophenol product can be obtained at the end of the reaction, and the intensified color change can be detected by UV–Vis absorption. Notably, a relatively long reaction time is essential, and overestimation happens with a higher concentration of NH_3 .

2.3.2 Instrumental Analysis Methods

Generally, the instrumental analytical methods are more efficient, convenient, sensitive, and stable than the colorimetric methods. And the resulting electrolytic solution can be directly tested without the pre-treatment. The following are examples that have ever been reported for the detection of NH_3 . (1) Ion chromatography (IC) is one of the high-performance liquid chromatography, which can quantitatively detect NH_4^+ with acidic eluents and cationic columns in aqueous solutions at a trace level. As the ammonium ion has a similar retention time to the sodium and potassium ions, the results are susceptible to their influences. Therefore, this technique suffers from limited choices of electrolytes. (2) An ammonia-sensitive electrode (ASE) is a combination of a pH electrode and an ammonia sensor. After alkalinizing the sample solution, the NH_3 can be detected by ASE when it escapes from the solution and subsequently affects the magnitude of the electric current. Subsequently, the concentration of NH_3 can be obtained after calculation and comparison with a pre-calibrated standard curve. (3) Proton nuclear magnetic resonance ($^1\text{H NMR}$) is generally applied for the characterization of organic molecules, which also can determine the NH_3 qualitatively and quantitatively. A high-resolution NMR instrument and water-eliminated Fourier

transform technique can effectively monitor the NH_4^+ in an aqueous solution. The amount of the ions can be calculated by the internal standard method. Furthermore, the nitrogen source can also be confirmed through isotopic experiments.

2.4 Electrolysis Apparatus

As one of the vital impact factors for efficient electrocatalysis, various electrolysis cells have also been investigated by researchers. To date, two typical types of electrolysis cells were widely used in the electrochemical synthesis of ammonia, including H-type cells and flow cells [45]. A typical H-type cell is composed of a cathode chamber for oxidation and an anode chamber for reduction, which is separated by a proton/ion-exchange membrane to prevent the bypass of products but maintain the overall conductivity (Fig. 2a). In an H-type cell, the reduction reaction can be severely influenced by competing HER from water splitting and limited mass transportation in bulk aqueous solution, while in bulk organic solution, the decrease in electric conductivity is an indispensable challenge for sufficient electrolytic performance. Meanwhile, the aforementioned drawbacks of H-type cells can be mitigated by a flow cell. Composed of separated gaseous and catholyte cathode chamber, generally in the form of a gas diffusion electrode (GDE), the reduction reactions take place in the triple-phase boundary, within which much higher current densities and enhanced efficiencies can be obtained (Fig. 2b).

3 MOF-related Electrocatalysts for Nitrogen Reduction Reaction

As a naturally abundant nitrogen resource, dinitrogen gas is one of the ideal resources for the synthesis of NH_3 . However, due to the inert nature of N_2 , the transformation from N_2 to NH_3 remains challenging. Electrochemical fixation of N_2 into NH_3 is one of the promising alternatives to replace the energy-intensive Haber–Bosch process. With the aid of electrocatalysts, the N_2 molecules can be adsorbed, activated, and transformed into NH_3 . Plenty of efforts have been taken into developing novel catalysts with efficient and robust performance for the electro-synthesis of NH_3 under ambient conditions. The following context mainly focused on the artificial electrochemical conversion of N_2 to NH_3 catalyzed by MOFs and MOF-derived materials.

The design principles for highly efficient MOF-related electrocatalysts for NRR follow but are not limited to:

- (1) Modifying the electronic structures to enhance N_2 adsorption and activation, or altering the NRR pathways, such as doping, hybridization, or bimetallic MOFs, etc.
- (2) Tailoring the porous framework to improve mass transport, e.g., ligand engineering, etc.
- (3) Enhancing the number of active sites, e.g., increasing the under-coordinated metal sites, or creating ion vacancies, etc.
- (4) Increasing conductivity to enhance charge transport, such as doping or metal species alteration, etc.
- (5) Tuning the surface hydrophobicity to suppress the competing HER, e.g., via organic ligands optimization, surface treatment, etc.

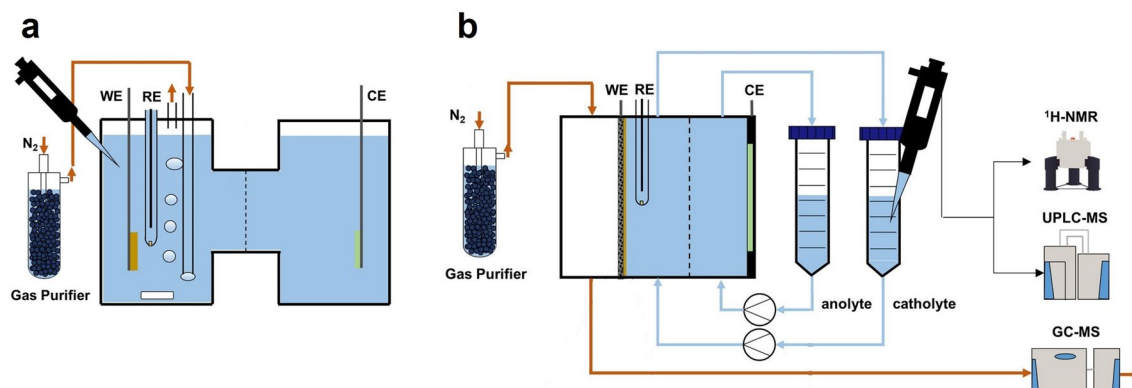


Fig. 2 **a** An H-type cell in NRR. **b** A flow cell in NRR with detection methods. Reproduced with permission from Ref. [45]. Copyright 2022, American Chemical Society

- (6) Hybridizing with other species for synergistic electrocatalytic effects.
- (7) Manipulating the exposed surface condition of the catalyst, such as particle size to enlarge the effective surface area and the crystal orientations to uncover the highly active crystal surfaces, e.g., through the optimization of synthetic strategies, etc.
- (8) Optimizing the electrolytes to favor the NRR process, including choices of electrolytes, pH, etc.

3.1 MOF-Based Electrocatalysts

With metal nodes and organic linkage, MOFs are recognized as the ideal catalysts that can be precisely manipulated for specific catalytic capacity. Moreover, due to the large surface area and amendable organic functional groups, enhanced catalytic performance can be achieved [46]. Furthermore, hybrid with additional catalytic materials, such as pure metallic plates, metal oxides [47], metal chalcogenides [48], MXene [49], graphite [50], and so on, MOFs can tune the reaction pathway and subsequently produce targeted products with their intrinsic hydrophobicity and porous structure. The following contents are mainly focused on the pristine MOFs and MOF-hybrid composites for electrocatalytic N_2 fixation.

3.1.1 Monometallic MOFs

To date, various monometallic MOFs, including Al, Fe, Co, Cu, Zr, Ce, In, and so on, exhibited their effective catalytic performance for the generation of NH_3 via electrochemical N_2 fixation. Inspired by the high catalytic activity of Fe in Haber–Bosch process, in 2017 Zhao et al. adopted pristine Fe-MOFs as NRR catalysts [51], which was constructed by the Fe^{3+} and 1,3,5-benzenetricarboxylic acid (BTC) and was found to give the highest NH_3 yield rate ($7.63 \times 10^{-3} \text{ mmol h}^{-1} \text{ cm}^{-2}$) with 1.43% FE at 90°C in N_2 . Due to MOFs' porous structure and abundant transition metal sites, they can absorb and activate the inert N_2 for electrosynthesis of NH_3 under relatively mild conditions. Later on, MIL-88B-Fe and NH_2 -MIL-88B-Fe were further fabricated and applied to the NRR process by the same research group [52]. The $-NH_2$ group promotes charge transfer to the Fe unsaturated sites and creates a larger effective area. In a neutral electrolytic solution, NH_2 -substituted Fe-MOF

promoted the ammonia yield rate up to 4 times higher than that of the original one, achieving 12.45% FE at 0.05 V versus RHE. Apart from Fe-MOFs, the typical Cu-MOF (HKUST-1) was also investigated as an electrocatalyst for NRR [53]. The unsaturated Cu could not only be used as an adsorbent site but also be converted into Cu_2O or Cu (0) during the reduction process, which increased the conductivity of MOF and achieved the ammonia yield up to $46.63 \mu\text{g h}^{-1} \text{ mg}_{\text{cat.}}^{-1}$ with a 2.45% FE at -0.75 V versus RHE in 0.1 M Na_2SO_4 . In another Cu-MOF-catalyzed electrochemical NRR work, Zhao et al. adopted the stable self-support JUC-1000/CC as both cathode and anode in an H electrolytic cell [54]. Instead of the OER process, the oxidation of sodium gluconate took place at the anode, generating glucaric acid as another valuable product. With this kinetically favorable process, the electrochemical NRR at the cathode was enhanced significantly, generating NH_3 at a high ammonia yield of $24.7 \text{ mg h}^{-1} \text{ mg}_{\text{cat.}}^{-1}$ with 11.9% FE. The introduction of a new reaction into an anode chamber not only increases the diversity of products but also provides a new direction for the improvement of the electrochemical NRR process. Improving the electrical conductivity of MOF is always challenging. In this regard, efforts have been taken to design and fabricate conductive MOFs. For instance, using hexahydroxytriphenylene (HHTP) as organic linkages and cobalt as metal nodes, a conductive Co-MOF (Co_3HHTP_2) was constructed for electrocatalytic N_2 fixation to NH_3 [55]. In 0.5 M $LiClO_4$ electrolytic solution, Co_3HHTP_2 nanoparticles achieve a large NH_3 yield of $22.14 \mu\text{g h}^{-1} \text{ mg}_{\text{cat.}}^{-1}$ and a FE of 3.34% at -0.40 V versus RHE.

In recent studies, the main group elements exhibited considerable performance as NRR catalysts due to their effectiveness in suppressing hydrogen evolution, which may originate from the intrinsic affinity of the metal v band to the $N 2p$ orbital of N_2 [33]. For example, Fu et al. first developed an Al-based porous MOF, MIL-100 (Al), for artificial N_2 fixation through electrocatalysis (Fig. 3a) [56]. Because of the strong interaction between the $3p$ band of Al and the $2p$ orbital of N, MIL-100 (Al) owns excellent ability for N_2 sorption, presenting remarkable performance in generating NH_3 with $10.6 \mu\text{g h}^{-1} \text{ cm}^{-2} \text{ mg}_{\text{cat.}}^{-1}$ yield rate and FE of 22.6% at an ultralow overpotential in N_2 -saturated alkaline solution (Fig. 3c). Notably, the synergistic effect of the skeleton and Al nodes of MIL-100(Al) was further revealed by comparative experiments (Fig. 3b). The moderated catalytic performance was observed in the NRR process catalyzed

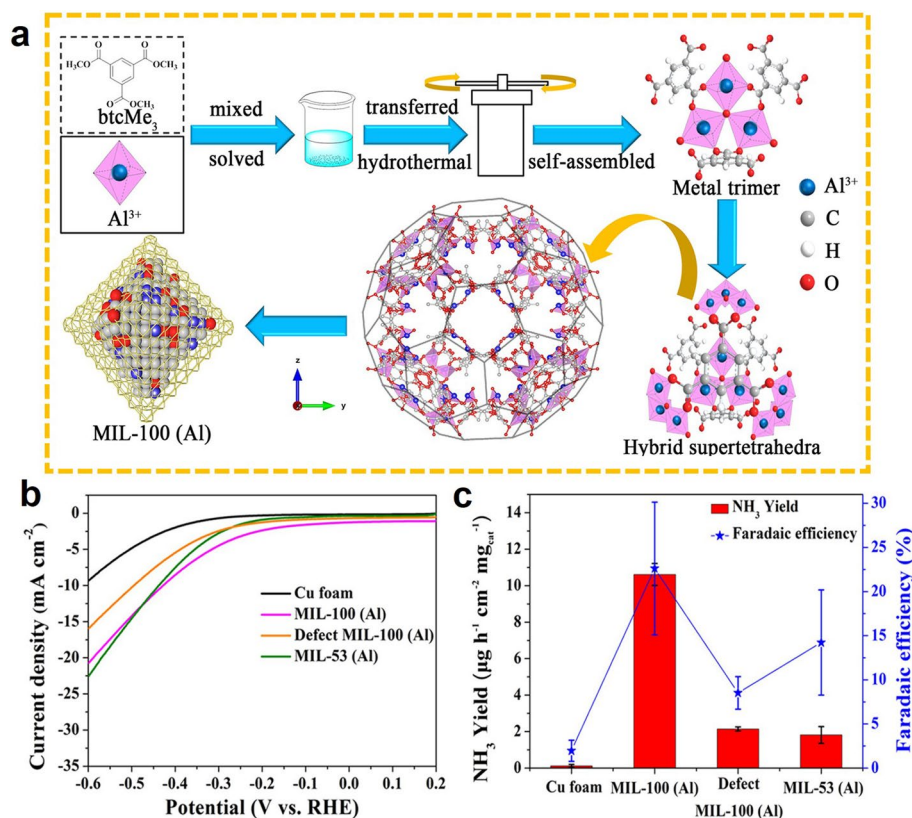


Fig. 3 **a** Synthetic strategy for the preparation of MIL-100. **b** Linear sweep voltammetry (LSV) curves and **c** ammonia yield and FE at the overpotential (177 mV) for pure Cu foam, MIL-100(Al), defect MIL-100(Al), and MIL-53(Al) electrodes in an N₂-saturated aqueous solution of 0.1 M KOH. Reproduced with permission from Ref. [56]. Copyright 2020, American Chemical Society

by MIL-53(Al) and defective MIL-100(Al). Furthermore, modified with stable superoxide radicals (O₂^{•-}), a defective Zr-MOF (UiO-66-NH₂) was applied for electrocatalysis of NH₃ from N₂ as a superior active catalyst [57]. In 0.1 M Na₂SO₄, the NH₃ was generated at a high yield rate of 52.81 µg h⁻¹ cm⁻² mg_{cat.}⁻¹ with 85.21% FE at -0.39 V versus RHE. The neighboring exposed Zr atoms (Zr-OO[•] and Zr site) contribute to the incredible catalytic performance through their synergy effect. Besides, the proton adsorption was unfavored by the exposed Zr atoms, which further constrained the hydrogen evolution and hydrazine formation.

In addition to functionalized MOFs, the in situ generated MOFs on commercially available substrates also presented a noteworthy performance in electrochemical N₂-to-NH₃ conversion. For example, Liu et al. constructed several self-support heterogeneous catalysts through in situ growth of MOFs on the copper mesh, including Cu@Cu-MOF and Cu@Ce-MOF-*n* (*n* = 1, 2, and 3) (Fig. 4a) [58]. After a thorough examination, the Cu@Ce-MOF-2 rise above others, and an

NH₃ yield rate of 14.83 µg h⁻¹ cm⁻² with a 10.81% FE was obtained at -0.2 V versus RHE in 0.1 M KOH (Fig. 4b, c). The Ce-unsaturated coordination structure on the surface of Ce-MOF provides oxygen vacancies and serves as active sites for the adsorption and activation of N₂, and the conductive copper mesh promotes sufficient charge transfer, making Cu@Ce-MOF-2 an efficient and stable electrocatalyst. However, the poorly stable Ce-MOF reconstructed into CeO₂ without oxygen vacancies after use.

As an emerging MOF type, two-dimensional (2D) MOF nanosheets show superior catalytic performance due to increased exposed catalytic site, enlarged aspect ratio, enhanced permeability, and improved mass transport. Particularly, Sun and co-workers constructed an ultrathin 2D In-MOF with a thickness of 1.3 nm for the exploration of catalytic performance in NRR at different pH values (1, 7, and 12) (Fig. 4d) [59]. In an alkaline electrolytic solution (pH = 12), the maximum NH₃ yield of 79.20 µg h⁻¹ mg_{cat.}⁻¹ was achieved with a 14.98% FE, while moderate results were

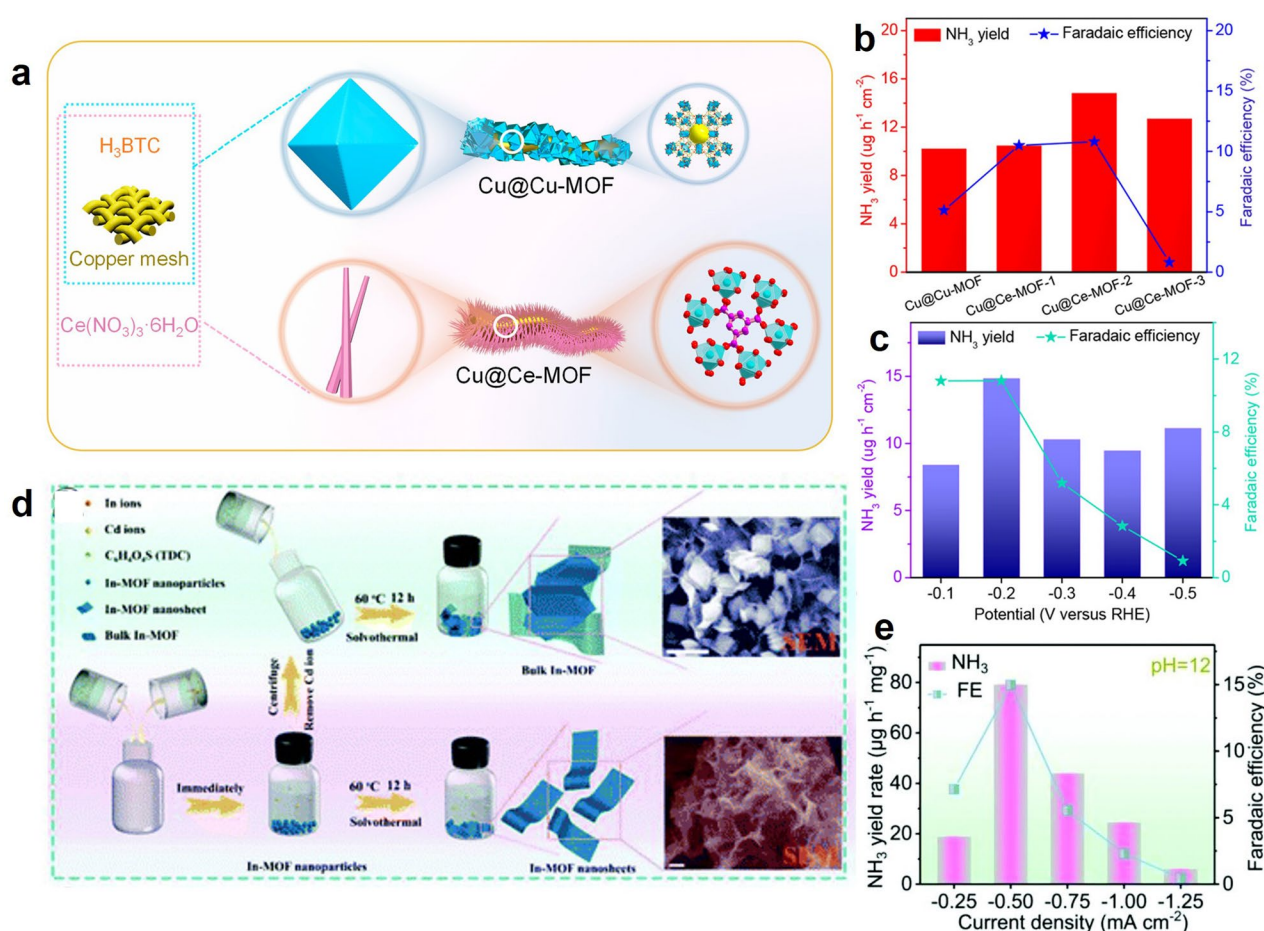


Fig. 4 **a** Synthetic diagram of Cu@Cu-MOF and Cu@Ce-MOF. NRR results of **b** different catalysts and **c** Cu@Ce-MOF-2 at different potentials. Reproduced with permission from Ref. [58]. Copyright 2021, American Chemical Society. **d** Synthesis and morphological characterization of In-MOF nanosheets. **e** NRR performance of In-MOFs in pH=12 aqueous media. Reproduced with permission from Ref. [59]. Copyright 2021, Royal Society of Chemistry

obtained in acidic and neutral media (Fig. 4e). In-MOFs possess a rigid architecture and exhibit excellent stability at all pH levels.

As superior molecular catalysts, metalloporphyrin, and derivatives were commonly adopted as catalytic centers for diverse reactions. Cong et al. installed metalloporphyrin (M-TCPP) motifs into MOFs by assembling with $Zn(NO_3)_2$, constructing thin M-TCPP nanosheets for NH₃ production (Fig. 5a) [60]. The MOFs with different metal sites were optimized, and Fe-TCPP exhibited a particularly outstanding performance for generating NH₃. The maximum NH₃ yield rate ($44.77 \mu\text{g h}^{-1} \text{mg}_{\text{cat}}^{-1}$) and FE (16.23%) were provided at -0.3 V versus RHE in 0.1 M HCl (Fig. 5b, c). This work

integrated the merit of molecular catalysts and 2D nanosheets for promoting the electrochemical conversion of the N₂ to NH₃ process. Moreover, another ferriporphyrin-based MOF, PCN-222(Fe) was also synthesized and decorated with hydrophobic molecules, organic phosphoric acids (OPA), for electrocatalytic NRR in 0.1 M HCl (Fig. 5d) [61]. Surface hydrophobicity modification is a viable approach to restrain HER for accelerating N₂-to-NH₃ fixation (Fig. 5e). Therefore, the as-fabricated OPA-PCN-222(Fe) demonstrated the generation of NH₃ with $49.7 \mu\text{g h}^{-1} \text{mg}_{\text{cat}}^{-1}$ yield rate and 17.2% FE at -0.5 and -0.4 V versus RHE, respectively (Fig. 5f). Such catalytic performance was significantly superior to that of PCN-222, Fe-TCPP, and PCN-222(Fe) (Fig. 5g).

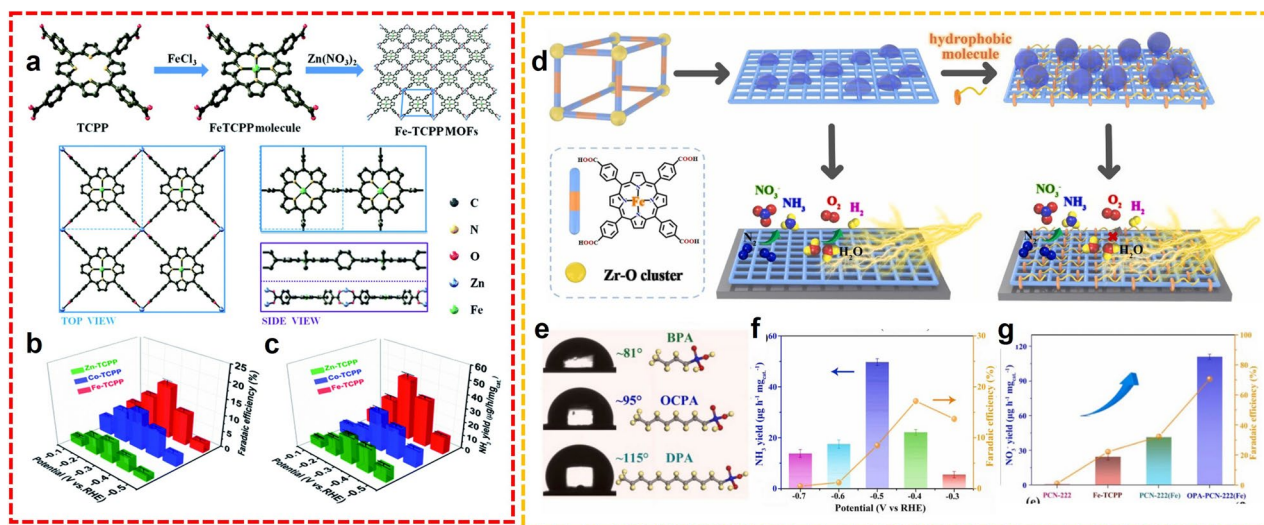


Fig. 5 **a** Synthesis of Fe-TCPP MOFs. NRR results of **b** FE and **c** NH₃ yield of M-TCPP, at different potentials. Reproduced with permission from Ref. [60]. Copyright 2021, Royal Society of Chemistry. **d** Synthetic diagram of hydrophobic PCN-222(Fe) nanosheets for electrocatalytic NRR. **e** Different hydrophobic molecules and water contact angle of modified PCN-222(Fe). NRR performance of **f** OPA-PCN-222(Fe) and **g** different electrocatalysts. Reproduced with permission from Ref. [61]. Copyright 2022, Elsevier

3.1.2 Bimetallic MOFs

Recently, it has been shown that the NRR activity of MOF coordinated with only one metal site is relatively insufficient, and the performance of NRR is expected to improve with the introduction of additional metals to tailor the electronic structures. More active sites can also be created. The strong synergistic effect between bimetallic MOF makes it one of the most active catalysts in the field of electrocatalytic NRR. For example, Duan et al. prepared a zero-dimensional (0D) bimetallic nickel, iron-MOF with expanded porosity and the diminished particle size facilitating the mass and charge transport, which further improved the NRR activity (Fig. 6a) [62]. The DFT calculation emphasized that the iron-dopant minimized the Gibbs free energy in the final cleavage of the N–N bond, affording a FE of 11.5% and an ammonia yield rate of 9.3 mg h⁻¹ mg_{cat.}⁻¹ at -345 mV versus RHE (Fig. 6b, c). Reducing the particle size to expose more active metal sites, increasing mesoporosity to accelerate the mass transport, and modifying the electronic structure to lower the energy barriers for the NRR process, are very efficient to boost the electrocatalytic performance. Additionally, in order to improve the conductivity of MOF, Li et al. developed a 2D bimetallic Co_xFe MOF nanosheet for the electrocatalytic synthesis of NH₃ (Fig. 6d) [63]. After extensive research, the as-fabricated MOF nanosheet meets the requirements of

both OER and NRR, and Co₃Fe MOF exhibited the best catalytic performance beyond others (Fig. 6e-h). With the aid of this bifunctional electrode, the NH₃ was generated with a remarkable FE up to 25.64%, and the corresponding NH₃ yield rate of 8.79 μg h⁻¹ mg_{cat.}⁻¹ at -0.2 V versus RHE.

3.1.3 MOF Hybrid Composites

In the field of electrocatalyst development for the NRR process, noble metal nanoparticles have already demonstrated their high efficiency in the adsorption and activation of N₂ molecules. However, the catalytic robustness always inclines to decrease dramatically attributed to the intrinsic weakness of the metal nanoparticles, which is prone to agglomeration as the reaction proceeds. Developing a proper strategy to well-disperse the metal nanoparticles and alleviate their tendency to agglomerate is an effective way for promoting catalytic efficiency. With rigid skeleton and well-defined pores, MOFs are a suitable substrate for catalytic active metal nanoparticles. Encapsulated in the channels or cavities of MOF structure, the metal nanoparticles are confined against the gathering. Moreover, the residue pores of the composites facilitate the mass transfer, while the competing HER process was restrained by the native hydrophobicity of MOF. Therefore, impregnation with metal nanoparticles can improve the catalytic performance of MOFs

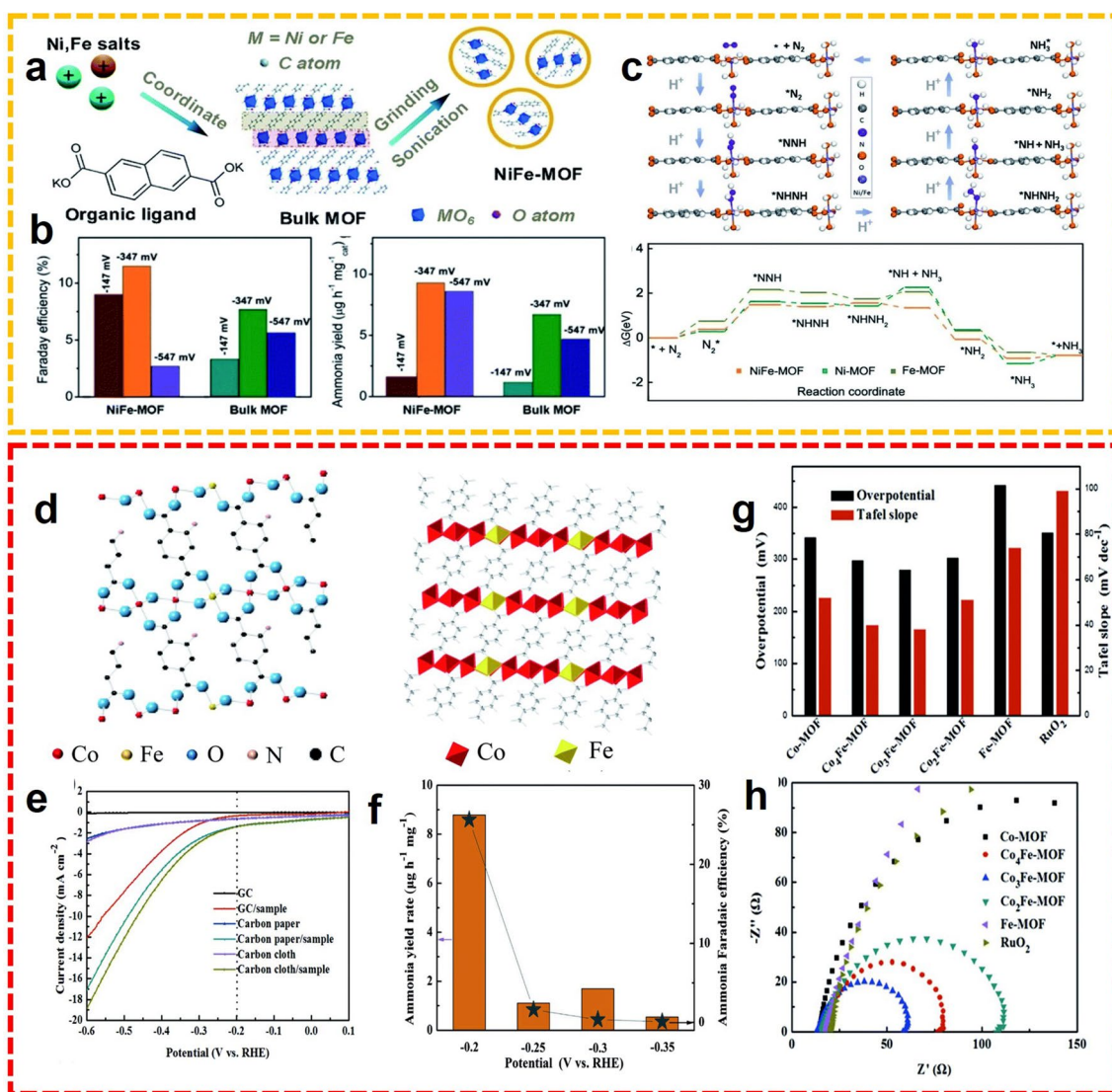


Fig. 6 **a** Synthetic strategy of bimetallic NiFe-MOFs. **b** FE and NH_3 yields of NiFe-MOF and bulk MOF at different potentials. **c** DFT calculations of NiFe-MOF and its counterparts. Reproduced with permission from Ref. [62]. Copyright 2020, Royal Society of Chemistry. **d** Crystal structures of Co_3Fe -MOF. **e** LSV curves of different working electrodes. **f** NRR properties of Co_3Fe -MOF. **g** Comparison of overpotential at 10 mA cm^{-2} , Tafel slope, and **h** Nyquist plots. Reproduced with permission from Ref. [63]. Copyright 2020, Royal Society of Chemistry

in the electrochemical N_2 fixation process. For example, Yang et al. designed a composite of nanoporous gold and ZIF-8 (NPG@ZIF-8) with a core-shell structure (Fig. 7a, b) [64]. As the hydrophobicity of ZIF-8 reduces the proximity of H_2O molecules to the catalyst, the ammonia yield and FE of NPG@ZIF-8 are significantly increased. At the same time, the micropores inherent in the ZIF structure can adsorb nitrogen on the surface of the catalyst. The core-shell structured metal nanoparticle@MOF composites are promising catalysts for the electro-synthesis of NH_3 under ambient

conditions. Furthermore, Lv et al. [65] prepared an Au-Cu alloy nanoparticle that could also facilitate electron transport between reactants and catalyst surfaces by introducing ZIF-8 to improve the limited specific surface area and exposed active sites (Fig. 7c-h). This enabled the catalyst to achieve an unprecedented ammonia yield of $23.3 \mu\text{g h}^{-1} \text{ mg}_{\text{cat}}^{-1}$ with nitrogen and air as feedstocks and acidic electrolytic solutions in all pH ranges. Moreover, He and co-workers developed a hydrophobic Au@MOF coated with organo-silicon (HT-Au@MOF) for NH_3 generation [66]. The Au

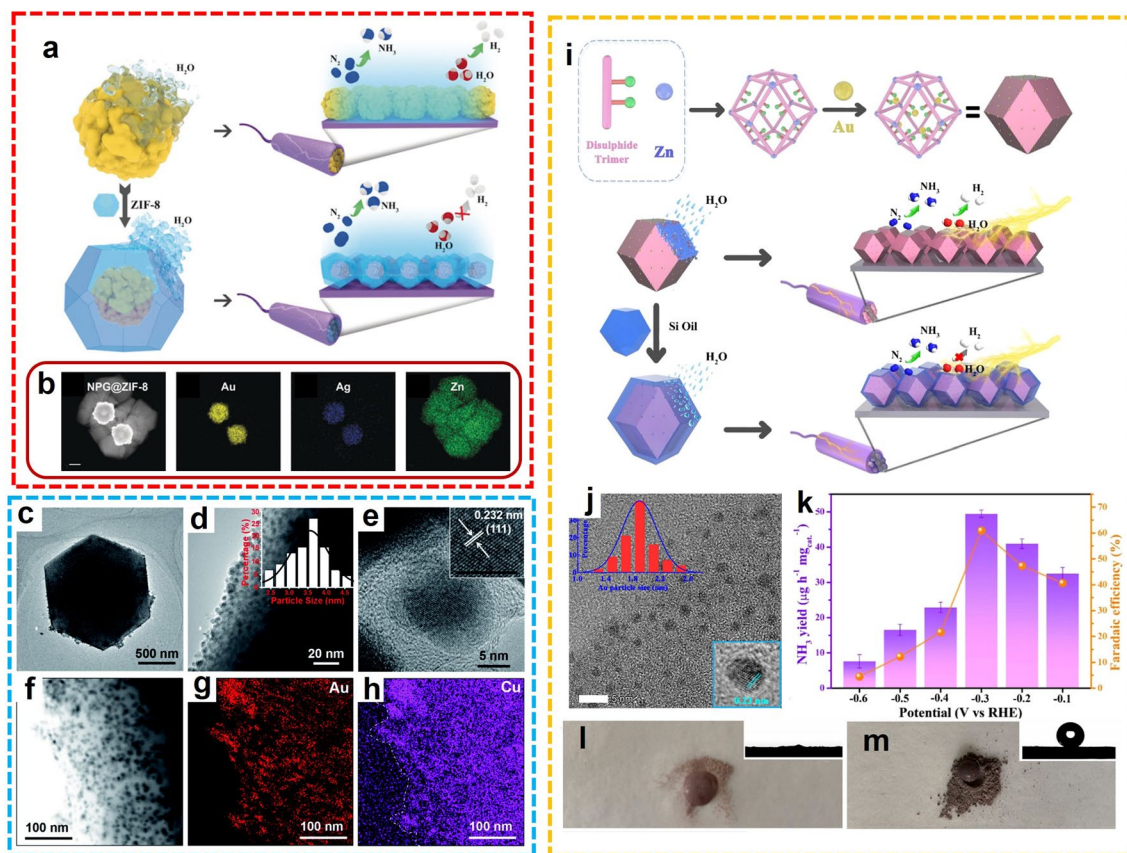


Fig. 7 **a** Schematic diagram of nanoporous Au@ZIF-8 for NRR. **b** HAADF-STEM and EDS elemental mappings. Reproduced with permission from Ref. [64]. Copyright 2019, Wiley-VCH. **c, d** TEM images, **e** HRTEM image and **f** STEM image, and corresponding **g** Au and **h** Cu element mapping images of AuCu/ZIF-8 (Au/Cu raw molar ratio 3:7). Reproduced with permission from Ref. [65]. Copyright 2020, Royal Society of Chemistry. **i** Schematic diagram of HT Au@MOF composite for NRR. **j** HRTEM image. **k** Ammonia yield and FE at different potentials. Digital photos for **l** Au@MOF and **m** HT Au@MOF samples. Reproduced with permission from Ref. [66]. Copyright 2021, Elsevier

nanoparticles were enveloped in a thiol-equipped ZIF-8 skeleton through coordination interaction (Fig. 7i, j). In 0.1 M Na_2SO_4 , the highest NH_3 yield rate of $49.5 \mu\text{g h}^{-1} \text{mg}_{\text{cat}}^{-1}$ and FE of 60.9% were realized at -0.3 V versus RHE (Fig. 7k). In the NRR process, the HER was significantly suppressed by the hydrophobicity from the organosilicon layer, and outstanding catalytic properties were achieved attributed to the active Au catalytic site as well as the N_2 aggregation effect of the porous ZIF-8 (Fig. 7l, m). More recently, Wen and co-workers fabricated a UiO-66-based composite with electron-rich PdCu nanoparticles implanted into the cavity and hydrophobic polydimethylsiloxane coating (PdCu@UiO-S@PDMS) [67]. The as-prepared MOF-hybrid was adopted as an efficient NRR electrocatalyst for the generation of NH_3 . Due to the integration of hydrophobicity, proton supply, and catalytic activity from each

component of the PdCu@UiO-S@PDMS, the NH_3 was successively produced with $20.24 \mu\text{g h}^{-1} \text{mg}_{\text{cat}}^{-1}$ yield rate and 13.16% FE at -0.25 V versus RHE in 0.1 M HCl.

In addition to the aqueous electrolytic solutions, the NRR conducted in organic solutions to bypass HER also exhibited superior performance with heterogeneous catalysts. For instance, Lee and colleagues deposited ZIF-71 on an Ag-Au platform using a wet chemical deposition method, fabricating a ZIF-coated Ag-Au electrode (Ag-Au@ZIF) for NH_3 electrosynthesis in dry THF solution with LiCF_3SO_3 as the electrolyte (Fig. 8a) [68]. The significant suppression of competing water electrolysis was realized attributed to the water-repelling effect of the ZIF layer, and the enhanced catalytic performance was achieved due to the porous structure of ZIF that increases the concentration of nitrogen gas and prevents agglomeration of Ag-Au nanoparticles.

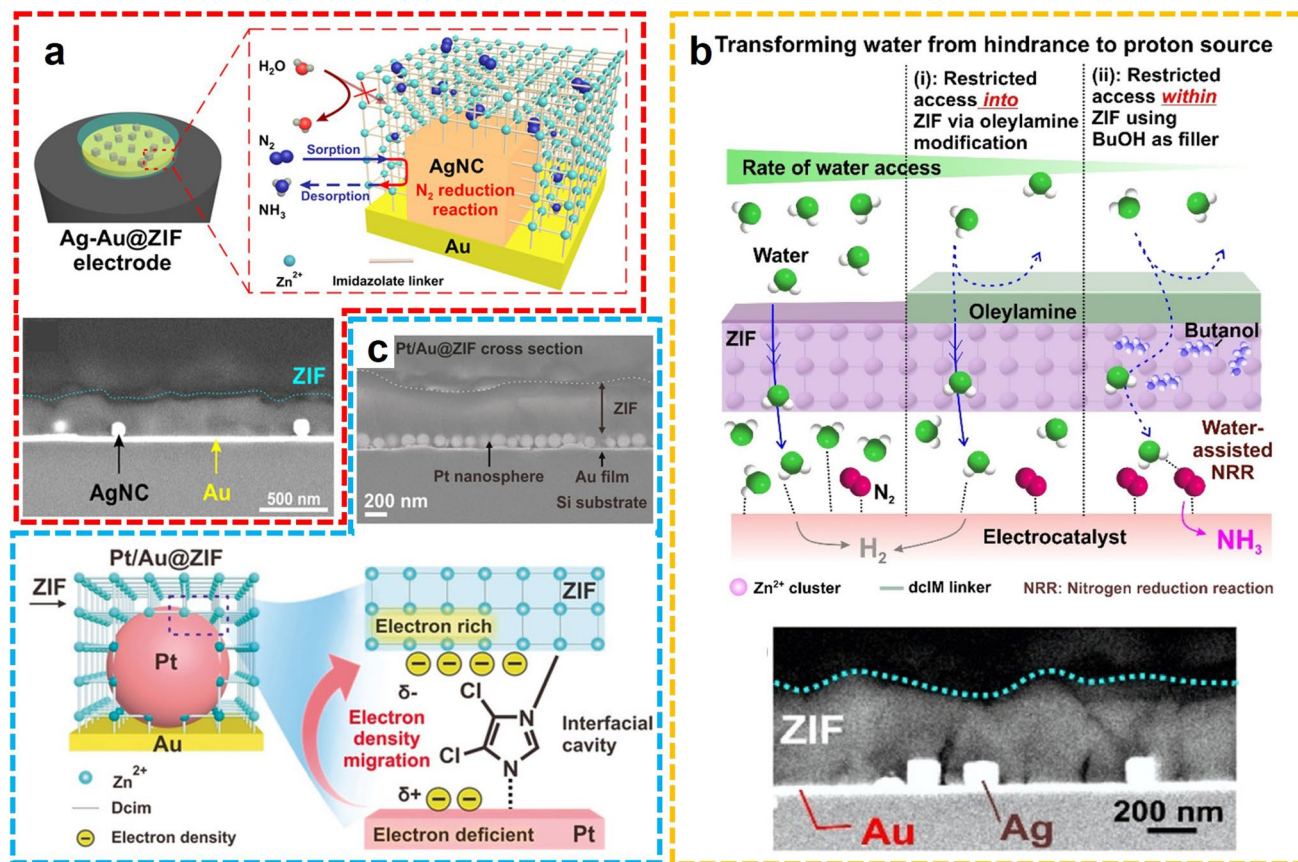


Fig. 8 **a** Schematic diagram and the cross-sectional SEM image of Ag-Au@ZIF. Reproduced with permission from Ref. [68]. Copyright 2018, Science. **b** Schematic diagram and the cross-sectional SEM image of M@ZIF-OAm. Reproduced with permission from Ref. [70]. Copyright 2020, American Chemical Society. **c** Schematic diagram and the cross-sectional SEM image of Pt/Au@ZIF. Reproduced with permission from Ref. [69]. Copyright 2020, Wiley-VCH

Continuously, two similar works were proposed by the same group. For the electrocatalytic fixation of N₂ to NH₃ in THF media, a ZIF-encapsulated Pt/Au electrocatalyst has been synthesized and the d-band electronic structure of the bimetallic alloy has been modified, reducing the surface adsorption of a hydrogen atom to improve the NRR performance (Fig. 8b) [69]. In dry THF media, the N₂ to NH₃ process catalyzed by Pt/Au@ZIF achieves up to 4 times more FE than bare Pt/Au, obtaining a high FE of > 44% and an NH₃ yield rate of > 161 μg h⁻¹ mg_{cat.}⁻¹ under ambient conditions. After experimental comparison and theoretical calculation, the originally unfavored N₂ reduction process becomes favored due to the hydrophobic surface, concentrating effect, and electronic modification caused by the ZIF deposit. In another example, the authors confined metallic electrocatalysts in the ZIF-71 structure, fabricating the M@ZIF platform for high-selective NH₃ production (Fig. 8c)

[70]. Then, the hydrophobic functionalized oleylamine was installed superficially for water exclusion, and butanol was impregnated into the ZIF structure as a proton supplier. The performance of electrocatalytic N₂ fixation was examined in a dry THF electrocatalytic solution. Notably, different from the other two works, the catalytic efficiency can be affected by the water content, which gradually increases in the interval 0–0.1% v/v and then decreases with the further growth of water. These works enriched the design and synthesis of proper electrocatalysts as well as the choice of electrolyte solutions for electrocatalytic NH₃ synthesis.

Recently, thin-layered 2D nanomaterials exhibited their superior catalytic performance in the electrochemical conversion of simple molecules [71]. After the hybridization with MOFs, these nanocomposites can elevate the product selectivity and further enhance the catalytic efficiency. For example, Liang et al. prepared ZIF-67 on the Ti₃C₂ layer by

in situ growth method for NH_3 synthesis (Fig. 9a, b) [72]. By virtue of the high porosity and large specific surface area of ZIF as well as the excellent electrical conductivity of 2D Ti_3C_2 , the composite material $\text{ZIF-67@Ti}_3\text{C}_2$ exhibited excellent NH_3 yield of $6.52 \mu\text{mol h}^{-1} \text{cm}^{-2}$ and FE of 20.2% at -0.4 V versus RHE in 0.1 M KOH . Notably, due to the synergistic effect of ZIF-67 and Ti_3C_2 , the electrocatalytic activity of composite $\text{ZIF-67@Ti}_3\text{C}_2$ for N_2 fixation is significantly higher than individual components, ZIF-67 and Ti_3C_2 (Fig. 9c). In another work, Xu et al. developed a MIL-101(Fe) modified MoS_3 nanocomposite (MIL-101(Fe)/ MoS_3) for artificial N_2 fixation (Fig. 9d) [73]. The hybrid material possesses a homogeneous nanolayer of MoS_3 and crystal nanodots of MIL-101(Fe) (Fig. 9e, f). In 0.1 M HCl , the NH_3 transformation from N_2 was achieved with $25.7 \mu\text{g h}^{-1} \text{mg}_{\text{cat}}^{-1}$ yield rate and 36.71% FE at -0.1 V versus RHE (Fig. 9g). Similarly, Duan and co-workers developed ZIF-71 enveloped ball-like MoS_2 nanoflowers ($\text{MoS}_2@$ ZIF-71) via layer-by-layer growth strategy for electrocatalytic NRR application (Fig. 9h) [74]. Catalyzed by MoS_2/CP electrode coated with ZIF-71, the NH_3 products were

provided in a maximum of $56.69 \mu\text{g h}^{-1} \text{mg}_{\text{cat}}^{-1}$ yield rate and 30.91% FE at -0.2 V versus RHE in $0.1 \text{ M Na}_2\text{SO}_4$ (Fig. 9i, j). The hydrophobicity of porous ZIF-71 is responsible to concentrate N_2 and suppress HER, and the synergistic effect between MoS_2 and ZIF-71 was intensively confirmed by the control experiments (Fig. 9k). These aforementioned advances put forward innovative strategies for fabricating hybrid composites of 2D nanostructure and MOF, and expanded the choices of promising candidates of electrocatalysts for the NRR process.

Furthermore, the carbon-based catalysts containing defects present a positive effect in adsorbing and activating N_2 molecules, thus improving the process of N_2 fixation. The integration of conductivity and catalytic activity of carbon nanotubes (CNTs) and N_2 enrichment and hydrophobicity of MOFs make the CNT@MOF composites promising NRR electrocatalysts for practical use. Lv et al. proposed a combined catalytic method of MOF doping CNT or N-doped CNT (NCNT) for electrochemical N_2 fixation [75]. The MOF dopant enlarged the water contact angle and N_2 sorption uptake of the material, inferring improved

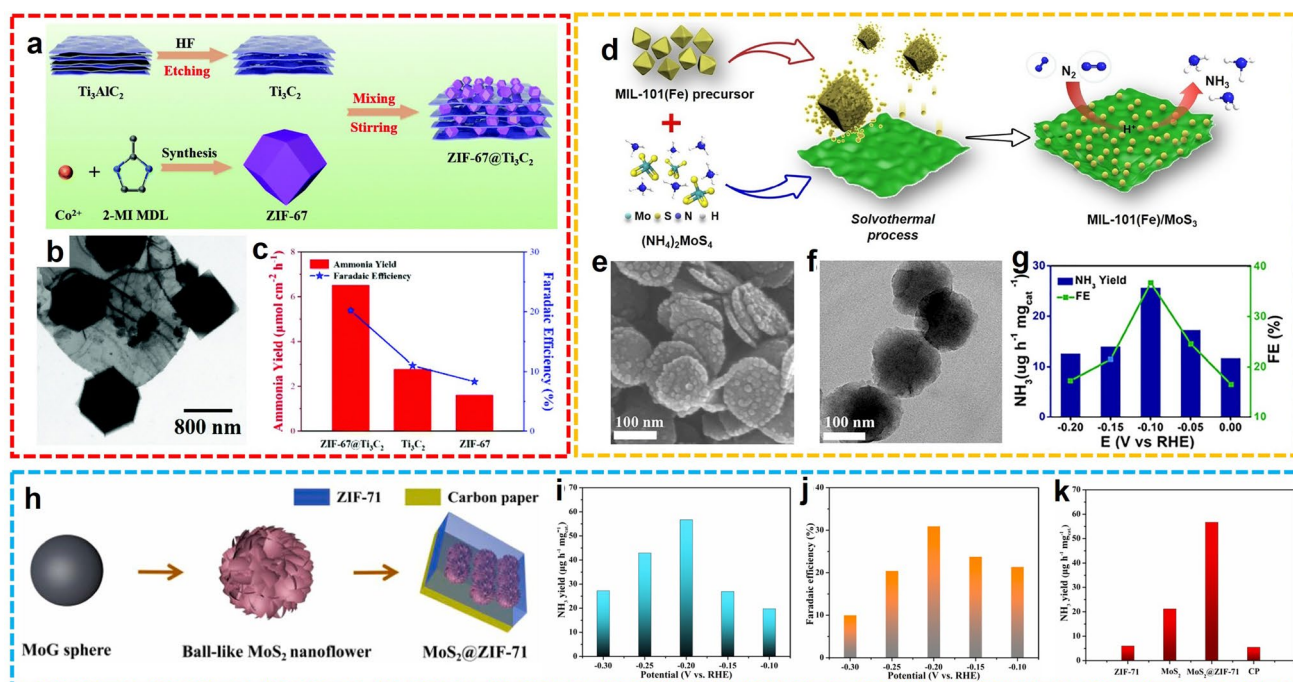


Fig. 9 a Synthesis process and b TEM image of $\text{ZIF-67@Ti}_3\text{C}_2$. c NH_3 yields and FEs of ZIF-67, Ti_3C_2 , and $\text{ZIF-67@Ti}_3\text{C}_2$. Reproduced with permission from Ref. [72]. Copyright 2021, Royal Society of Chemistry. d Schematic diagram, e SEM image, f TEM image, and g NRR performance of MIL-101(Fe)/ MoS_3 . Reproduced with permission from Ref. [73]. Copyright 2022, Springer Nature. h Synthesis process and i-k NRR performance of $\text{MoS}_2@$ ZIF-71. Reproduced with permission from Ref. [74]. Copyright 2021, Elsevier

water-repelling ability for rationally restraining HER and N₂ enrichment for promoted N₂ fixation.

Based on the aforementioned works listed in Table 1, pristine MOFs and MOF-hybrid materials are certificated as promising electrocatalysts for efficient artificial N₂ fixation for NH₃. In the framework, the metals are generally considered to have the ability to adsorb and activate N₂ molecules, while hydrophobic organic linkages are supposed to suppress the competing HER process. Meanwhile, the porous skeletons not only provide sufficient space to accelerate the reduction of N₂ but also offer the opportunity to couple with other functional materials, which facilitates the integration and optimization for better catalytic performance. Additionally, conductive MOFs and 2D MOF nanosheets exhibit their unique promotion effect for electrocatalytic N₂-to-NH₃, such as enhanced conductivity, more exposed active sites, and more rapid mass transfer, etc.

3.2 MOF-derived Electrocatalysts

MOFs can also be used as pre-catalysts. Through proper pyrolysis or calcination processes, the coordinatively fabricated MOF can be derived into carbon-based nanomaterials with enhanced conductivity and stability, thus further improving the electrocatalytic efficiency. In most cases, the framework can be reserved or slightly shrank with organic linkage decomposed into carbon materials, while the metal residues were converted into metal oxides, metal sulfides, metal carbides, phosphating compounds, selenides, and even single metal atoms as catalytic active sites that were firmly installed on the carbon-based materials. The following contents are mainly focused on the MOF-derived electrocatalysts for NRR, such as porous carbon catalysts, single-atom catalysts, and other nanostructured composites.

Table 1 The performance of different MOFs and their related products in NRR

Catalyst	Electrolytic solution	Ammonia yield	FE	Potential	Refs.
Fe-MOF	2 M KOH	7.63×10^{-3} mmol h ⁻¹ cm ⁻²	1.43%	1.2 V versus RHE	[51]
NH ₂ -MIL-88B-Fe	0.1 M Na ₂ SO ₄	1.205×10^{-10} mol s ⁻¹ cm ⁻²	12.45%	0.05 V versus RHE	[52]
HKUST-1	0.1 M Na ₂ SO ₄	46.63 μg h ⁻¹ mg _{cat.} ⁻¹	2.45%	-0.75 V versus RHE	[53]
JUC-1000/CC	1 M Na ₂ SO ₄	24.7 μg h ⁻¹ mg _{cat.} ⁻¹	11.9%	0.4 V versus RHE	[54]
Co ₃ (HHTP) ₂	0.5 M LiClO ₄	22.14 μg h ⁻¹ mg _{cat.} ⁻¹	3.34%	-0.4 V versus RHE	[55]
MIL-100-Al	0.1 M KOH	10.6 μg h ⁻¹ cm ⁻²	22.6%	0.05 V versus RHE	[56]
Defective UiO-66-NH ₂	0.1 M Na ₂ SO ₄	52.81 μg h ⁻¹ mg _{cat.} ⁻¹	85.21%	-0.39 V versus RHE	[57]
Cu@Ce-MOF	0.1 M KOH	14.83 μg h ⁻¹ cm ⁻²	10.81%	-0.2 V versus RHE	[58]
In-MOF	0.01 M KOH (pH = 12)	79.20 μg h ⁻¹ mg _{cat.} ⁻¹	14.98%	-(0.5 mA cm ⁻²)	[59]
Fe-TCPP	0.1 HCl	44.77 μg h ⁻¹ mg _{cat.} ⁻¹	16.23%	-0.3 V versus RHE	[60]
OPA-PCN-222(Fe)	0.1 HCl	49.7 μg h ⁻¹ mg _{cat.} ⁻¹	17.2%	-0.5 V versus RHE	[61]
NiFe-MOF	0.1 M NaHCO ₃	9.3 μg h ⁻¹ mg _{cat.} ⁻¹	11.5%	-0.345 V versus RHE	[62]
Co ₃ Fe-MOF	0.1 M KOH	8.79 μg h ⁻¹ mg _{cat.} ⁻¹	25.64%	-0.2 V versus RHE	[63]
NPG@ZIF-8	0.1 M Na ₂ SO ₄	28.7 μg h ⁻¹ cm ⁻² (-0.8 V)	44% (-0.6 V)	- versus RHE	[64]
AuCu/ZIF-8	0.1 M HCl	63.9 μg h ⁻¹ mg _{cat.} ⁻¹ (-0.2 V)	14.2% (0 V)	- versus RHE	[65]
HT Au@MOF	0.1 M Na ₂ SO ₄	49.5 μg h ⁻¹ mg _{cat.} ⁻¹	60.9%	-0.3 V versus RHE	[66]
PdCu@UiO-S@PDMS	0.1 HCl	20.24 μg h ⁻¹ mg _{cat.} ⁻¹	13.16%	-0.25 V versus RHE	[67]
Ag-Au@ZIF	0.2 M LiCF ₃ SO ₃ (≈1% ethanol + THF)	0.623 μg h ⁻¹ cm ⁻²	18%	-2.9 V vs Ag/AgCl	[68]
M@ZIF-OAm	0.2 M LiCF ₃ SO ₃ (≈1% butanol + 0.1% H ₂ O + THF)	48.2 μg h ⁻¹ cm ⁻²	19%	-0.29 V versus RHE	[69]
Pt/Au@ZIF	0.2 M LiCF ₃ SO ₃ (≈1% ethanol + THF)	161 μg h ⁻¹ mg _{cat.} ⁻¹	44%	-2.9 V vs Ag/AgCl	[70]
ZIF-67@Ti ₃ C ₂	0.1 M KOH	6.52 μmol h ⁻¹ cm ⁻²	20.2%	-0.4 V versus RHE	[72]
MIL-101(Fe)/MoS ₂	0.1 HCl	25.7 μg h ⁻¹ mg _{cat.} ⁻¹	36.71%	-0.1 V versus RHE	[73]
MoS ₂ @ZIF-71	0.1 M Na ₂ SO ₄	56.69 μg h ⁻¹ mg _{cat.} ⁻¹	30.91%	-0.2 V versus RHE	[74]
CNT@MIL-101(Fe)	0.05 H ₂ SO ₄	5.514 μg h ⁻¹ mg _{cat.} ⁻¹	37.28%	-0.45 V versus RHE	[75]

3.2.1 Heteroatom-doped Porous Carbon Catalysts

By virtue of abundant origins, fabricable structure, and tunable function, non-metal catalysts have become more and more attractive in various electrochemical transformations [76]. Among the reported non-metal catalysts, MOF-derived carbons received much attention due to their merits of high surface area, adjustable porosity, and excellent thermal stability. Most importantly, changing the pyrolysis temperature can adjust the degree of graphitization, which can change the electronic and geometric structure of carbon, and thus improve the performance of NRR. For example, Liu et al. prepared a cost-effective N-doped porous carbon (NPC) by carbonized ZIF-8 and utilized it as electrocatalysts for NH_3 synthesis (Fig. 10a-c) [77]. The N_2 adsorption was facilitated by the nitrogen content, and pyridinic and pyrrolic nitrogen were verified as active sites for the fixation of N_2 . Compared with transition metals, metal-free MOF-derived N-doped carbon significantly inhibited HER activity in the acidic media (0.05 M H_2SO_4), thus promoting the NH_3 yield reached $1.40 \text{ mmol g}^{-1} \text{ h}^{-1}$ at -0.9 V versus RHE. Moreover, similar work was also reported by Mukherjee and colleagues that the ZIF-derived carbon catalyst exhibited

encouraging activity and stability for electrochemical N_2 conversion in alkaline media (Fig. 10d-g) [78]. The C-ZIF-1100-1 was prepared from the pyrolysis of ZIF-8 precursor at $1100 \text{ }^\circ\text{C}$ for 1 h, providing the NH_3 with FE up to 10.2% at -0.3 V versus RHE 0.1 M KOH. Intriguingly, the N_3 site of N-doped carbon formed during high-temperature pyrolysis was claimed to be the catalytic active center for the electrochemical reduction of N_2 . Both examples indicated the ZIF-derived NPC being a low-cost metal-free catalyst for NH_3 generation via N_2 reduction.

In addition to the N-dopants, the NPC materials can be further activated by the introduction of other heteroatoms, providing more active sites for adsorption and reduction of N_2 molecules. For example, Song et al. prepared N, P co-doped porous carbon electrocatalysts from MOF precursors [79]. Through the carbonization of MOF-5, dicyandiamide, and triphenylphosphine mixture at $900 \text{ }^\circ\text{C}$, NP-C-MOF-5 was fabricated and adopted as the electrocatalyst for electrocatalytic N_2 fixation (Fig. 10h-k). In acidic electrolytic solutions, the NH_3 was obtained with the yields of $1.08 \text{ } \mu\text{g h}^{-1} \text{ mg}_{\text{cat}}^{-1}$. As another example, Wang et al. prepared sulfur-modified N-MPC from metal azolate frameworks (MAFs) for electrocatalysis of N_2 conversion [80].




Fig. 10 a Schematic illustration of NPC preparation. b SEM image and c SEM image of NPC-750. Reproduced with permission from Ref. [77]. Copyright 2018, American Chemical Society. Comparison of morphology and microstructure between d, e ZIF-8 nanocrystal precursors and f, g pyrolyzed C-ZIF-1100-1. Reproduced with permission from Ref. [78]. Copyright 2018, Elsevier. h SEM image, i, j TEM images, and k elements mappings of NP-C-MOF-5. Reproduced with permission from Ref. [79]. Copyright 2019, American Chemical Society. l Elements mappings and m NRR performance of S/N-MPC. Reproduced with permission from Ref. [80]. Copyright 2021, Elsevier

The morphology and structure of MAF were maintained in the pyrolyzed N-MPC, and the introduction of sulfur provided an active site for N_2 adsorption and subsequent reduction (Fig. 10l). Experimental results show that S/N-MPC exhibited excellent N_2 -to- NH_3 selectivity and electrochemical stability, offering the NH_3 yield of $45.51 \mu\text{g h}^{-1} \text{mg}_{\text{cat.}}^{-1}$ and FE of 25.16% at -0.3 and -0.2 V versus RHE, respectively (Fig. 10m). Both examples demonstrated that the incorporation of heteroatoms into carbon-based electrocatalysts can improve NRR performance.

3.2.2 Single-atom Catalysts

Single-atom catalysts (SACs) are widely used in various electrocatalytic reduction processes because of their unique electronic structure, uniform low coordination environment, atomically dispersed active sites, and maximum atomic utilization [28]. In general, MOF-derived SAC catalysts were constructed through the pyrolysis or carbonization of MOF precursors with metal embedded or installed. The highly dispersive metal atoms can be stabilized by the defect-rich supporting carbon substrates. With the merits of electric conductivity, well-defined porous structure, and quasi-molecular catalytic activity, the as-prepared SAC catalysts presented enhanced performance of electrochemical NRR.

Among the many precious metal-based SACs, Ru-based SAC is located at the top of the volcano map, providing more opportunities for NRR. Geng et al. synthesized the nitrogen-doped carbon with dispersive Ru single atoms (Ru SAs/N-C) via pyrolysis of ZIF-8 with Ru-dopants and used them as electrocatalysts for the NRR process (Fig. 11a, b) [81]. At -0.2 V versus RHE, the NH_3 was produced with an FE of 29.6% and a record-breaking yield of $120.9 \mu\text{g h}^{-1} \text{mg}_{\text{cat.}}^{-1}$, still the top-ranked NH_3 yield so far (Fig. 11c,d). Furthermore, Tao et al. developed a ZrO_2 /N-doped carbon composite catalyst with single Ru sites (Ru@ ZrO_2 /NC) for the electrosynthesis of NH_3 from N_2 [82]. Ru ions were encapsulated in UiO-66 by a hydrothermal method and then annealed to generate the Ru@ ZrO_2 /NC in N_2 . HAADF-STEM observations confirmed the distribution of single Ru sites on the carbon support, the size of most of the Ru atoms fell in the range of 0.1–0.2 nm (Fig. 11e). The formation of atom-dispersed Ru is most likely due to uncoordinated $-NH_2$ groups stabilizing the precursor and inhibiting Ru aggregation during pyrolysis. At a more negative than -0.31 V

versus RHE, the FE of NH_3 approaches 0 due to competitive HER for Ru@NC, whereas the addition of ZrO_2 significantly promoted the generation of NH_3 at all applied potentials. Catalyzed by the Ru@ ZrO_2 /NC, the FE of NH_3 reaches a maximum of about 21% at -0.11 V versus RHE and the NH_3 yield of $3.665 \text{mg h}^{-1} \text{mg}_{\text{cat.}}^{-1}$ at -0.21 V versus RHE (Fig. 11f, g).

In addition to Ru SACs, the transition-metal SACs were also demonstrated as effective catalysts for the electrochemical artificial fixation of N_2 . For example, Lü et al. fabricated N-doped carbon frameworks anchored with isolated Fe single atoms (ISAS-Fe/NC) through carbonization and etching of pre-synthesized bimetallic Fe-doped ZIF-8 (Fig. 12a, b) [83]. The as-prepared Fe SAC exhibited superior catalytic performance for the generation of NH_3 , with the NH_3 yield of $62.9 \pm 2.7 \mu\text{g h}^{-1} \text{mg}_{\text{cat.}}^{-1}$ and FE of $18.6 \pm 0.8\%$ at -0.4 V versus RHE in neutral media (Fig. 12c, d). The electrocatalytic stability of ISAS-Fe/NC was verified by a long-term electrolysis test, with slight fluctuation of current density in 24 h (Fig. 12e). This work shed light on the practical use of low-cost transition-metal SACs in environmentally friendly NH_3 synthesis with low energy consumption. Furthermore, the Fe SACs were also developed from the pyrolysis of PCN-222(Fe) precursors (Fe₁-N-C), reported by Zhang and co-workers (Fig. 12f) [84]. The nanorod shape of Fe₁-N-C was inherited from the MOF precursor, and the atomically dispersed Fe sites were confirmed by the HAADF-STEM image (Fig. 12g-i). At a relatively low overpotential, -0.05 V versus RHE, the maximum NH_3 yield reached $1.56 \times 10^{-11} \text{mol cm}^{-2} \text{s}^{-1}$ with 4.51% FE (Fig. 12j). In another example, Liu et al. prepared a Fe-N/C SAC from the pyrolysis of Fe-TPP/ZIF-8 precursors (Fig. 12k, l) [85]. Obtained through ball milling, the precursors were annealed and subsequently fixed on pre-treated carbon papers by Nafion. Then, the electrosynthesis of NH_3 was mediated by the as-fabricated Fe-N/C-CP catalytic electrode, realizing the NH_3 yield of $2.27 \mu\text{g h}^{-1} \text{mg}_{\text{cat.}}^{-1}$ with 7.67% FE at -0.2 V versus RHE (Fig. 12m).

Apart from Fe, advances using other transition-metal-based SACs were also proposed for the investigation of electrocatalysts in NRR. For instance, Liu et al. prepared Co- single atom embedded N-doped porous carbon (CSA/NPC) by annealing the Co-doped ZIF-8 (Fig. 13a) [86]. The polyhedral crystal morphology of ZIF can also be observed in the CSA/NPC (Fig. 13b-d). And the NH_3 yield and FE were $0.86 \mu\text{mol cm}^{-2} \text{h}^{-1}$ and 10.5%, respectively (Fig. 13e).

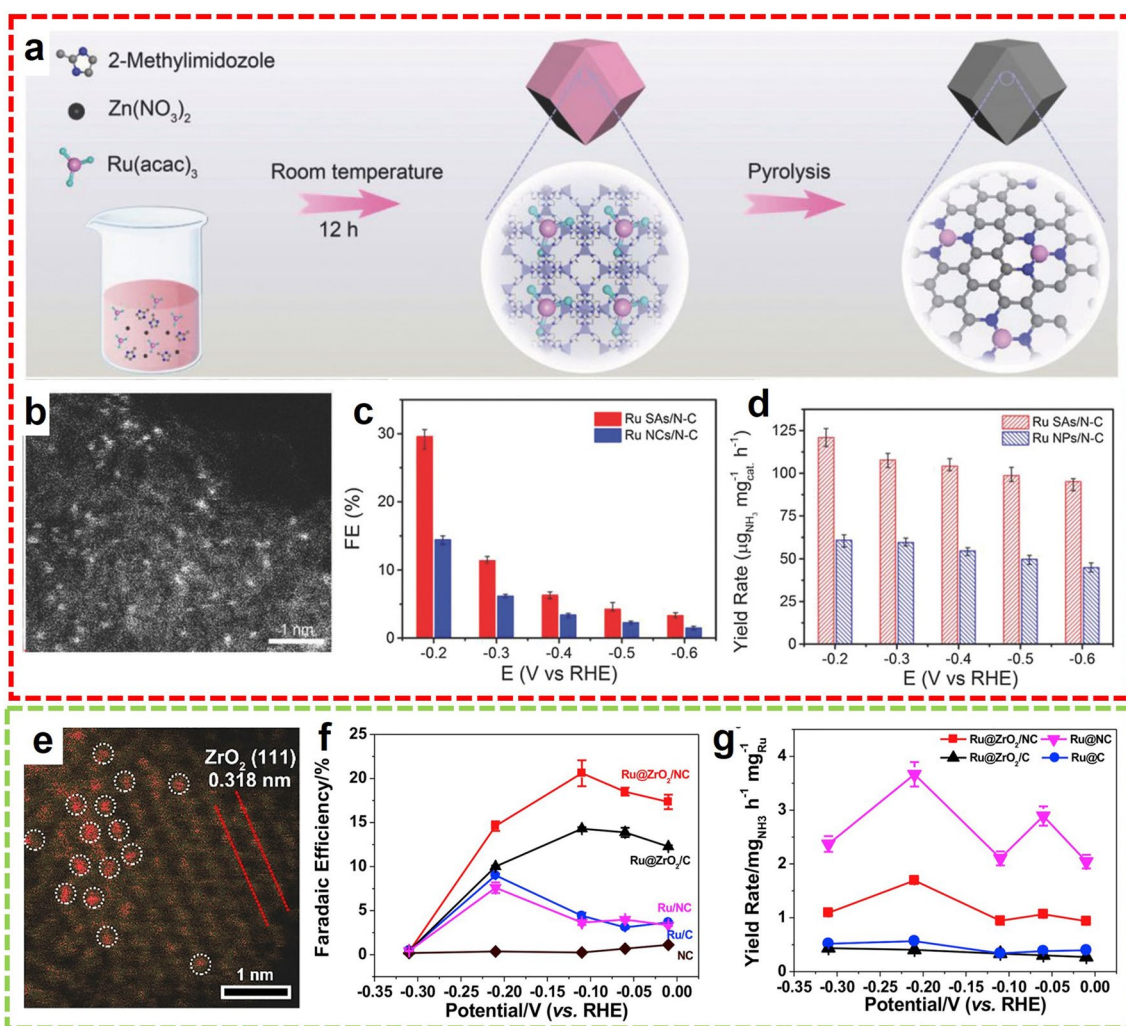


Fig. 11 **a** Synthetic procedure and **b** HAADF-STEM image of Ru SAs/N-C. **c** FEs and **d** NH₃ yields of Ru SAs/N-C and Ru NCs/N-C. Reproduced with permission from Ref. [81]. Copyright 2018, WILEY. **e** HAADF-STEM image of Ru@ZrO₂/NC. **f** FEs and **g** NH₃ yields of Ru@NC, Ru@C, Ru@ZrO₂/NC, and Ru@ZrO₂/C. Reproduced with permission from Ref. [82]. Copyright 2019, Elsevier

The as-prepared CSA/NPC not only has high NRR activity and selectivity but also has good electrochemical stability (Fig. 13f). Furthermore, Gao et al. synthesized a cobalt/nitrogen-doped porous carbon (Co/NC) electrocatalyst consisting of a single Co site by carbonizing ZIF-67. In 0.1 M KOH, the maximum NH₃ yield was 5.1 µg h⁻¹ mg_{cat.}⁻¹ at -0.4 V versus RHE, and the FE reached up to 10.1% at -0.1 V versus RHE [87]. In another case, Mukherjee and colleagues prepared an atomically dispersed Ni site electrocatalyst through the pyrolysis of the Ni-Zn bimetallic organic framework (Fig. 13g) [88]. With the partial replacement of Zn nodes by Ni during the formation process, the Ni-N_x-C coordination structure was formed after annealing

(Fig. 13h). Notably, the formation of NH₃ was not limited by the pH of the electrolytic solution, yielding the optimized NH₃ yield of 115 µg cm⁻² h⁻¹ at -0.8 V versus RHE under neutral conditions, and a high FE of 22.9% at -0.2 V versus RHE under alkaline conditions (Fig. 13i-k).

Compared with precious metals, low-cost semi-metals are also listed as candidate materials for NRR, especially nanoscale Bi. Bi-based NRR electrocatalysts with ideal electronic structure and high-exposure active sites can be prepared through reasonable composite design. Xi et al. prepared hollow titanium nitride nanorods bound by monoatomic Bi and fixed them in NC loaded on carbon cloth (NC/Bi SAs/TiN/CC) (Fig. 13l) [89]. The composite exhibits a

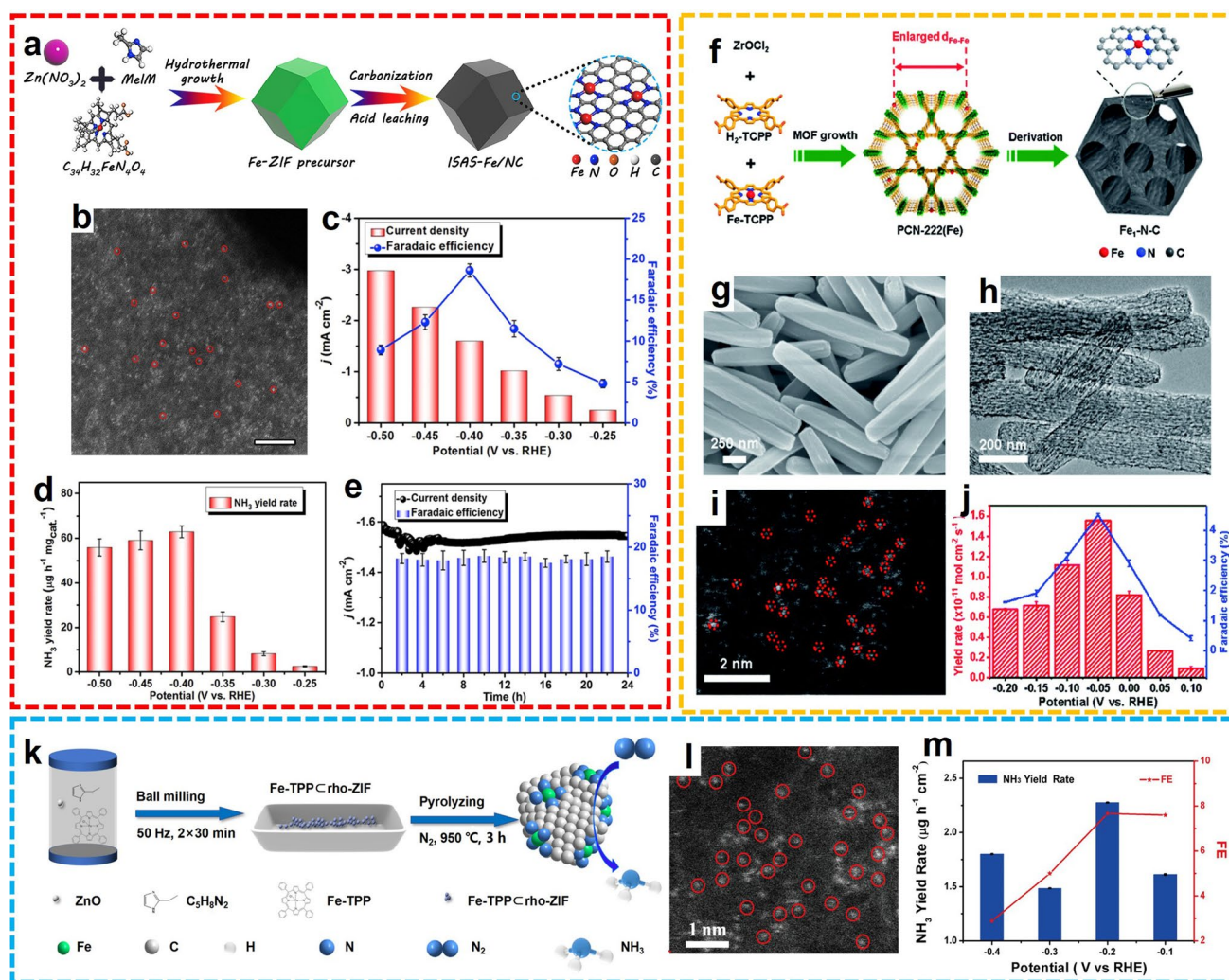


Fig. 12 **a** Schematic synthesis route, **b** HAADF-STEM image, **c–e** electrochemical NRR performance of ISAS-Fe/NC. Reproduced with permission from Ref. [83]. Copyright 2019, Elsevier. **f** Schematic synthesis route of Fe₁-N-C. TEM image of **g** PCN-222(Fe) precursors and **h** Fe₁-N-C. **i** HAADF-STEM image and **j** NRR performance of Fe₁-N-C. Reproduced with permission from Ref. [84]. Copyright 2019, Royal Society of Chemistry. **k** Schematic illustration, **l** HAADF-STEM image, and **m** NRR performance of Fe-N/C-CPs. Reproduced with permission from Ref. [85]. Copyright 2021, American Chemical Society

superior NH₃ yield rate of 76.15 μg h⁻¹ mg_{cat.}⁻¹ at -0.8 V versus RHE and a high FE of 24.60% at -0.5 V versus RHE in 0.1 M Na₂SO₄ solution (Fig. 13m). In addition, the synergistic effect of Bi-SAs and TiN can simultaneously promote N₂ hydrogenation and inhibit HER (Fig. 13n).

Based on the above advances in electrochemical NRR promoted by the MOF-derived SACs, the precisely designed synthetic route of electrocatalysts play a vital role in enhancing energy conversion and NH₃ generation. Thanks to the N-doped porous carbon substrates, the electric conductivity, proton transportation, and stabilization of single metal atoms

were guaranteed, thus providing superior catalytic performance for artificial N₂ fixation.

3.2.3 Other MOF-Derived Nanostructures

Apart from the metal SACs, other MOF-derived nanostructures by high-temperature pyrolysis were also proved to be effective electrocatalysts in NRR for NH₃ synthesis, including the carbon materials that dispersed by metal nanoparticles, metal oxides, metal sulfides, and metal phosphides. In general, the morphology of MOF precursors can be maintained

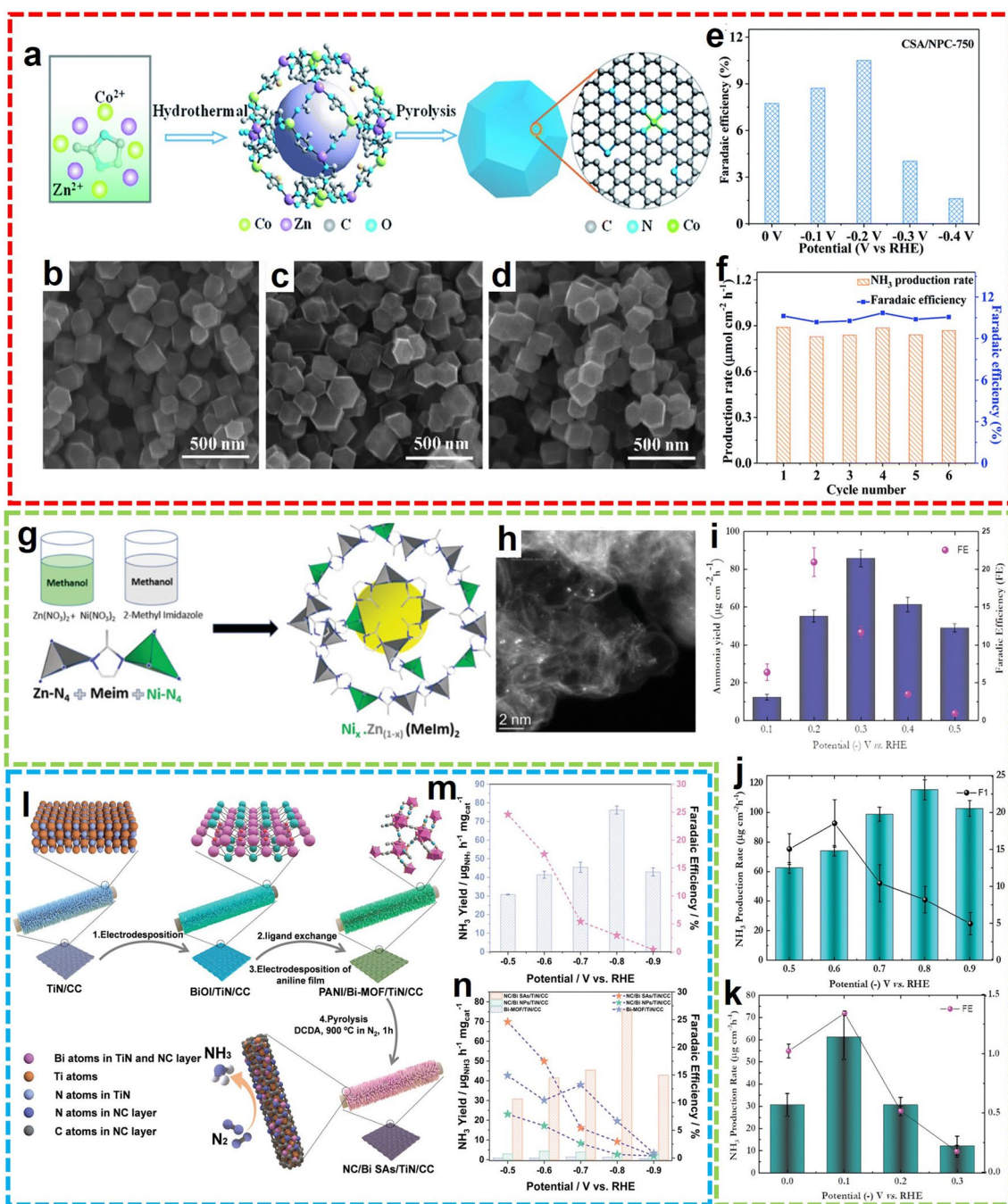


Fig. 13 **a** Schematic synthesis route and **b-c** TEM images with different annealing temperatures of CSA/NPC. **e** FE at different potentials and **f** duration test of CSA/NPC-750. Reproduced with permission from Ref. [86]. Copyright 2019, Royal Society of Chemistry. **g** Schematic of $\text{Ni}_x\text{Zn}_{1-x}\text{BMOF}$. **h** HAADF-STEM image of $\text{Ni}_x\text{Zn}_{1-x}\text{BMOF}$. NRR performance of $\text{Ni}_x\text{Zn}_{1-x}\text{BMOF}$ in alkaline media, **i** in neutral media, **j** in acidic media. Reproduced with permission from Ref. [88]. Copyright 2020, WILEY. **l** Schematic illustration and **m** NRR performance of NC/Bi SAs/TiN/CC. **n** NRR performance comparison with related catalysts. Reproduced with permission from Ref. [89]. Copyright 2022, WILEY

after the pyrolysis, yielding porous carbon materials with dispersive metal sites. For example, Zhang et al. developed a rhombic shape Ru NPs dispersed N-doped carbon framework (NC@Ru) by carbonization of Ru-doped ZIF-8 at high

temperatures (Fig. 14a) [90]. According to the comparison of NRR performance, NC@Ru-5 was verified to be one of the optimal catalyst, providing the highest yield of NH_3 is $16.68 \mu\text{g h}^{-1} \text{mg}_{\text{cat}}^{-1}$ at -0.4 V versus RHE and that of FE

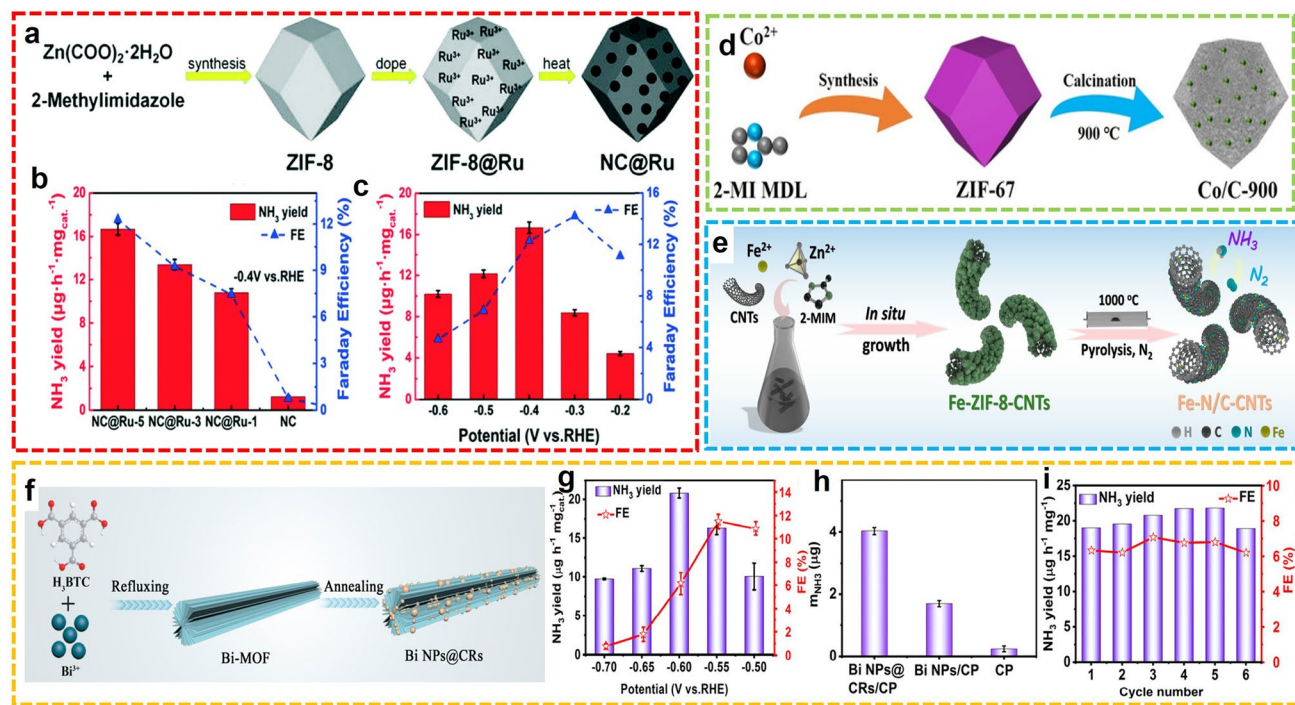


Fig. 14 **a** Schematic synthesis route and **b, c** NRR performance of NC@Ru. Reproduced with permission from Ref. [90]. Copyright 2020, Royal Society of Chemistry. **d** Schematic synthesis of Co/C-900. Reproduced with permission from Ref. [91]. Copyright 2020, WILEY-VCH. **e** Schematic illustration of Fe-N/C-CNTs. Reproduced with permission from Ref. [93]. Copyright 2019, American Chemical Society. **f** Schematic synthesis and **g-i** NRR performances of Bi NPs@CRs. Reproduced with permission from Ref. [94]. Copyright 2021, American Chemical Society

is 14.23% at -0.3 V vs RHE in 0.1 M KOH electrolytic solution (Fig. 14b, c). Meanwhile, without the introduction of external metal sources, the Co/C-900 composite was developed by Liu et al. through the direct calcination of ZIF-67 at 900 °C for 1 h in N₂ (Fig. 14d) [91]. The Co nodes in ZIF-67 were fully adapted to the Co/C-900 as catalytic active sites. The N₂ reduction was measured using Co/C-900 as the catalysts in 0.1 M KOH, displaying the highest FE of 11.53% and the maximum NH₃ production rate of 4.66 $\mu\text{mol cm}^{-2} \text{h}^{-1}$ at -0.3 V versus RHE. Similarly, another MOF-derived Co-based nanomaterial was also proposed by Yin et al. [92]. The Co@N-doped carbon materials (Co@NC) were fabricated by ZIF-67 precursor annealing at high temperatures. Under ambient conditions, Co@NC exhibits excellent electrocatalytic performance. At -0.9 V versus Ag/AgCl, the NH₃ was offered an NH₃ yield of $1.57 \times 10^{-10} \text{ mol s}^{-1} \text{ cm}^{-2}$ with FE up to 21.79%. Furthermore, Wang et al. synthesized an electrocatalyst at the Fe-N3 site using Fe-ZIF-CNT composites as templates (Fig. 14e) [93]. In 0.1 M KOH media, this catalyst exhibits enhanced NRR activity with NH₃ production of 34.83 $\mu\text{g h}^{-1} \text{ mg}_{\text{cat}}^{-1}$, and FE of 9.28% at -0.2 V

versus RHE. In 2021, Wang et al. developed an efficient electrocatalyst for the N₂-to-NH₃ process by confining Bi NPs into carbon rods (CRs) (Bi NPs@CRs) through annealing of Bi-MOF@CRs (Fig. 14f) [94]. In 0.1 M HCl, a high FE of 11.5% and a large NH₃ yield of 20.8 $\mu\text{g h}^{-1} \text{ mg}_{\text{cat}}^{-1}$ for Bi NPs@CRs were obtained at -0.55 V and -0.6 V versus RHE, respectively (Fig. 14g). The superior catalytic activity was verified by the comparison with Bi NPs (Fig. 14h), and the stability was further evaluated through the test with 6 cycles (Fig. 14i). More recently, Wu et al. developed an N, P co-doped carbon catalyst with Bi anchored (Bi/NPC) for electrochemical NH₃ generation [95]. The synthesis route started from the construction of Bi containing ZIF-8 by self-assembly under ambient conditions, and the Bi/NPC hybrid was yielded after the subsequent pyrolysis and phosphorating. Intriguingly, the N-doped carbon substrate was further modified instead of the formation of BiP. With the synergistic effects of Bi catalytic sites, conductive carbon supports, and P-dopant proton suppliers, superior catalytic performance toward NH₃ synthesis was achieved with 13.58% FE at -0.4 V versus RHE.

The structural tunability and synergistic effect of the bimetal-supported heteroatom-doped carbon catalyst can improve the performance of NRR compared with the single metal-based catalyst. Using ZIF-8 as a precursor, electro-rich metal sites can be obtained by thermolysis followed by acid etching. Ma et al. prepared an N-doped hollow carbon polyhedron supported by PdZn nanoparticles by etching, which can increase more electrons for vacancies in Pd-based catalysts and promote N₂ adsorption, thus improving the performance of NRR [96]. The FE of NH₃ reaches 16.9%, and compared with PdZn NP in buffer solution, the NH₃ yield of the catalyst after etching is significantly higher (5.28 μg h⁻¹ mg_{cat.}⁻¹). Furthermore, Cong et al. synthesized a CoRu@NC after annealing the Ru@ZIF-67 that was generated through the ion-exchange reactions [97]. The CoRu@NC hybrids exhibited efficient electrocatalytic activity on NRR, providing an NH₃ production rate of 56.82 μg h⁻¹ mg_{cat.}⁻¹ with a 2.02% FE at -0.3 V versus RHE. In these works, the synergistic effect of bimetallic active sites was emphasized to be one of the vital factors for enhancing electrochemical N₂ conversion.

Inspired by nitrogenase in nature, molybdenum and iron-based catalysts have drawn extensive attention in the field of NRR. The bimetallic NC nanomaterials from molybdenum or iron precursors show advanced characteristics that benefit the catalytic process, such as bimetallic active sites, synergistic effects, and excellent electrical conductivity. For instance, Zhang et al. prepared bimetallic nanoparticles of Mo-Co by pyrolysis of Mo-Co-ZIF-8 precursor. Compared with the single metal Co/NC, the catalytic activity and selectivity of bimetallic Mo-Co /NC are significantly enhanced, and the ammonia yield and FE are 89.8 μmol h⁻¹ g_{cat.}⁻¹ and 13.5%, respectively [98]. In addition, under the continuous electrolysis of 50000 s, the bimetallic Mo-Co /NC shows good electrochemical stability. Experimental studies have proved that pyridine nitrogen and pyrrole nitrogen are beneficial to NRR, to distinguish the ammonia generated from N₂ rather than N in the precursor. Chen et al. synthesized a nitrogen-free catalyst and obtained porous microspheres of MoFe-PC by pyrolysis of phosphoric acid and bimetallic MOF, which not only included the bimetallic active site but also inherited the porous structure of the MOF precursor [99]. It is an efficient NRR catalyst with the highest ammonia yield of 34.23 μg h⁻¹ mg_{cat.}⁻¹ and FE of 16.83% at -0.5 V versus RHE. Cu-Mo bimetallic MOFs were also used as the precursors for fabricating electrocatalysts for N₂

reduction. Furthermore, Ma et al. constructed a composite material with MOF-derived Fe₂O₃ NPs anchored on MoS₂ nanoflowers (Fe₂O₃@MoS₂) and used it in the electrochemical N₂ fixation as the catalyst [100]. The Fe₂O₃ NPs were synthesized through the calcination of Fe-MOF and subsequently confined by the in situ generated MoS₂ nanoflowers. Compared to the MoS₂ nanoflowers, enhanced NRR catalytic activity and stability were provided by the Fe₂O₃@MoS₂ composite.

Wang et al. designed an electrocatalyst for coupling Fe and Mo as the active component, selected polyoxometalate-based MOF with polyvinylpyrrolidone (PMo₁₂@MOF-100(Fe)@PVP) as the precursor, using their multi-component and multi-interface structure to induce electron transfer and improve the electrical conductivity of the hybrid material (Fig. 15a) [101]. The authors reported for the first time a POMOFs-derived Fe_{1.89}Mo_{4.11}O₇/FeS₂@C catalyst with acidic potassium sulfate as an electrolytic solution, the FE of Fe_{1.89}Mo_{4.11}O₇/FeS₂@C is as high as 54.7%, with an NH₃ yield rate of 105.3 μg h⁻¹ mg_{cat.}⁻¹ (Fig. 15b, c). In another example, Duan and co-workers developed MoP NPs implanted in P-doped porous carbon (MoP@PPC) from PMo₁₂-based MOF (NENU-5) after high-temperature pyrolysis, oxidative etching, and phosphating (Fig. 15d) [102]. The Cu nodes of the original MOF were removed during the etching process, thus generating phosphatized Mo dispersed on the P-doped carbon with the octahedral morphology. Afterward, another POMOF-derived for NH₃ electrosynthesis was reported from the same group [103]. Based on the host-guest-assisted strategy, the nanostructured bimetallic sulfides, FeS₂/MoS₂@RGO were synthesized through the reaction between thiourea and pre-fabricated PMo₁₂@MOF-100(Fe)@RGO (Fig. 15e). Due to the integration of electrochemical characteristics of individual components, the hybrid material displayed excellent catalytic performance for NRR, with optimized NH₃ yield of 41.1 μg h⁻¹ mg_{cat.}⁻¹ and maximum FE of 38.6% at -0.2 V versus RHE (Fig. 15f). The sulfide composite showed sufficient catalytic activity and stability in both acid and alkaline electrolytes, presenting great application value.

Transition metal oxides (TMOs) are also promising substitutes for NRR because of their earth abundance and low price [104]. MOF-derived TMOs have attracted extensive attention in the field of catalysis. For early stage transition metals, the C-doped TiO₂/C (C-Ti_xO_y/C) and C/Y-stabilized ZrO₂ derived from related MOFs were fabricated

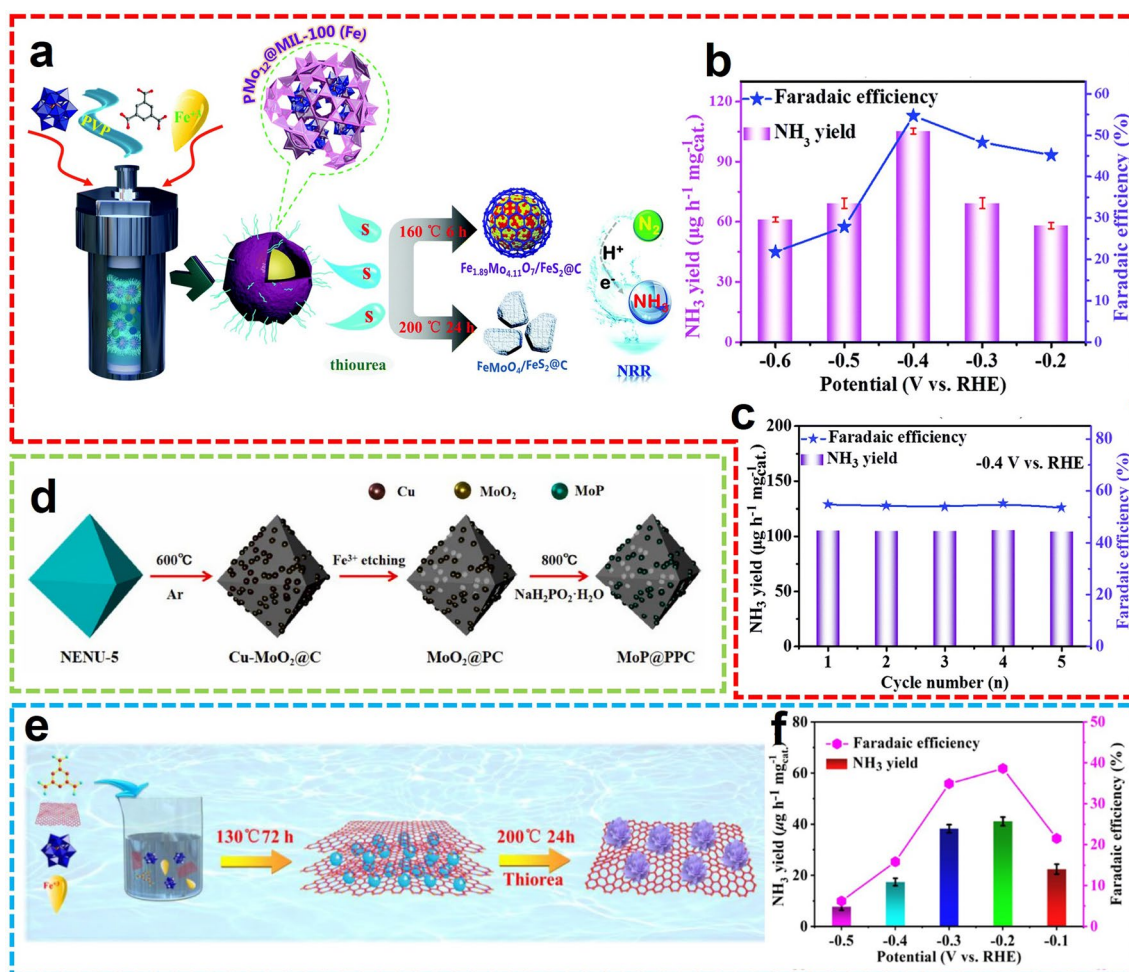


Fig. 15 **a** Schematic illustration and **b**, **c** NRR performance of $\text{Fe}_{1.89}\text{Mo}_{4.11}\text{O}_7/\text{FeS}_2@\text{C}$. Reproduced with permission from Ref. [101]. Copyright 2020, Royal Society of Chemistry. **d** Schematic synthesis of MoP@PPC. Reproduced with permission from Ref. [102]. Copyright 2021, Elsevier. **e** Schematic synthesis, **f** NRR performance of $\text{FeS}_2/\text{MoS}_2@\text{RGO}$. Reproduced with permission from Ref. [103]. Copyright 2022, Elsevier

for the electrochemical reduction of N_2 to NH_3 under mild conditions [105, 106]. For iron group elements, the MOF-derived $\text{Co}_3\text{O}_4@\text{NC}$ nanocomposites were reported by Luo et al. with high specific surface products and structural stability (Fig. 16a) [107]. Co_3O_4 with oxygen vacancy (V_o) was obtained by pyrolysis, and the synergistic effect with NC improved the performance of NRR. In 0.05 M H_2SO_4 , it exhibits a high NH_3 yield of $42.58 \mu\text{g h}^{-1} \text{mg}_{\text{cat}}^{-1}$ with 8.5% FE at -0.2 V versus RHE (Fig. 16b). During the 6 cycles of electrocatalysis, the $\text{Co}_3\text{O}_4@\text{NC}$ catalytic stability was ensured with neglectable fluctuation (Fig. 16c). Afterward, the MOF-derived hollow $\text{C}@\text{NiO}@\text{Ni}$ catalyst was developed by the same group, exhibiting excellent NRR performance in 0.1 M KOH with a high NH_3 yield

of $43.15 \mu\text{g h}^{-1} \text{mg}_{\text{cat}}^{-1}$ and FE of 10.9% at -0.7 V versus RHE [108]. Similarly, Wen and co-workers developed Zn-doped Co_3O_4 nano-polyhedrons for the electrochemical N_2 fixation (Fig. 16d) [109]. After low-temperature oxidation of the Zn/Co bimetallic ZIF precursors, the morphology of ZIF was retained with abundant simultaneously formed V_o that acted as the Lewis acid sites (Fig. 16e). With the synergistic effect of V_o and electron-rich Co sites, the N_2 transformation was promoted, offering an NH_3 yield of $22.71 \mu\text{g h}^{-1} \text{mg}_{\text{cat}}^{-1}$ with an 11.9% FE (Fig. 16f). In another case, the promotive effect of V_o for electrocatalysis was further verified by Cu-doped CeO_2 NPs on carbon nitride support ($\text{CuCeO}_2@\text{NC}$) [110]. Ye et al. fabricated the $\text{CuCeO}_2@\text{NC}$ through the annealing

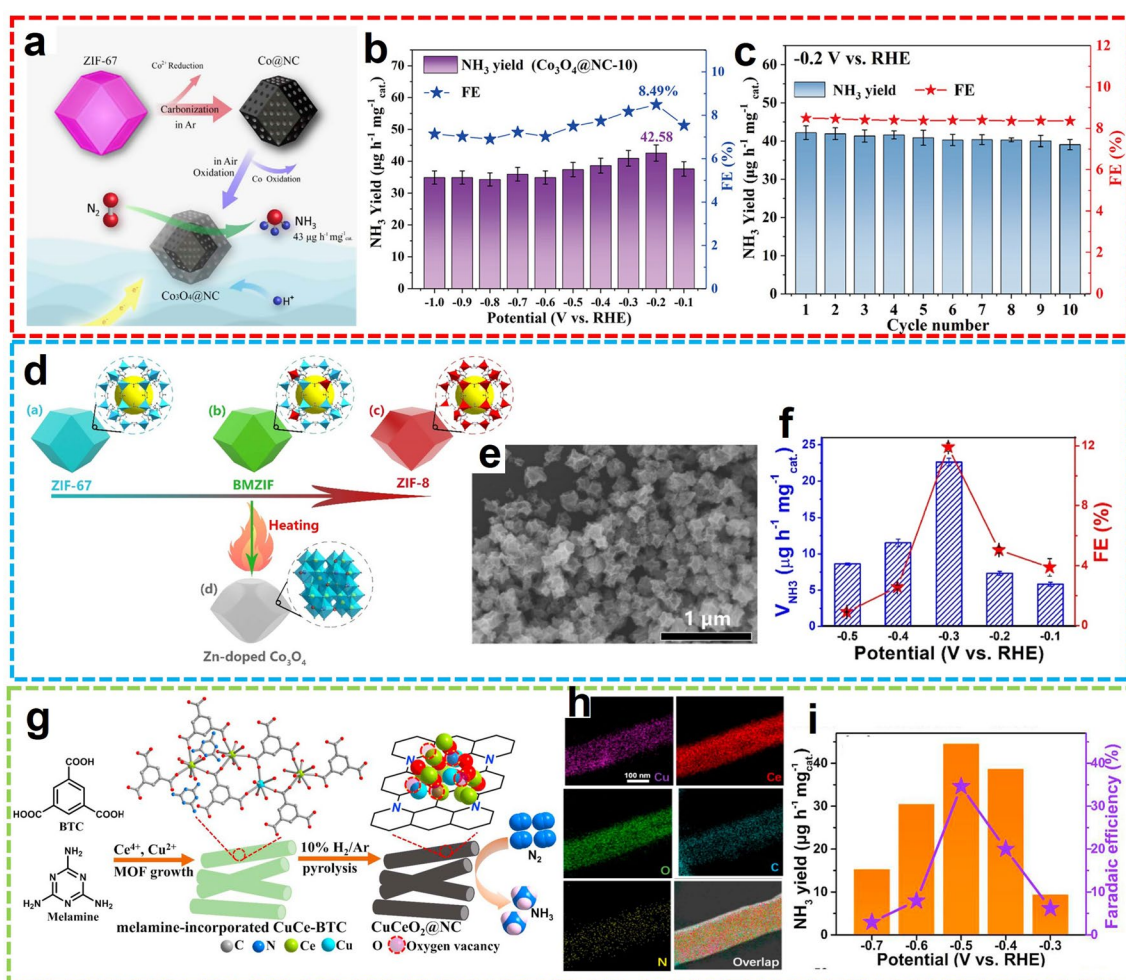


Fig. 16 **a** Schematic illustration and **b**, **c** NRR performance of $\text{Co}_3\text{O}_4@\text{NC}$. Reproduced with permission from Ref. [107]. Copyright 2019, American Chemical Society. **d** Schematic synthesis, **e** SEM image, and **f** NRR performance of Zn- Co_3O_4 . Reproduced with permission from Ref. [109]. Copyright 2021, American Chemical Society. **g** Schematic synthesis, **h** HAADF-STEM element mapping images, and **i** NRR performance of $\text{CuCeO}_2@\text{NC}$. Reproduced with permission from Ref. [110]. Copyright 2021, Elsevier

of melamine-cooperated CuCe-BTC under a reducing atmosphere (Fig. 16g, h). The maximum FE of 34.6% was provided with a high NH_3 yield of $44.5 \mu\text{g h}^{-1} \text{mg}_{\text{cat}}^{-1}$ (Fig. 16i). Moreover, the N_2 fixation activity was further improved by introducing urea in the neutral electrolytic solution, using the MOF-derived $\text{CuO}/\text{Cu}_2\text{O}@\text{CD-CN}/\text{NiF}$ as the electrocatalyst [111]. According to these advances in MOF-derived TMO catalysts for NRR, the V_0 was claimed as the indispensable catalytic site.

In addition to TMO, other transition metal complexes (phosphide, sulfide) have also been widely used in electrocatalysis. For example, Wei et al. reported that ZIF-67-derived cobalt disulfide nanoparticles supported in

nitrogen-doped carbon ($\text{CoS}_2@\text{NC}$) for NH_3 synthesis [112]. With excellent catalytic activity and electrical conductivity, $\text{CoS}_2@\text{NC}$ catalyzed artificial N_2 fixation provided a large NH_3 yield of $17.45 \mu\text{g h}^{-1} \text{mg}_{\text{cat}}^{-1}$ and a high FE of 4.6% at -0.15 V versus RHE in 0.1 M HCl. Furthermore, Liu et al. developed a highly selective $\text{FeNi}_2\text{S}_4/\text{NiS}$ electrocatalyst prepared by electrodeposition of Fe/Ni MOF-74 on carbon cloth as a precursor and curing at high temperatures [113]. The exposed crystal surface of the catalyst and the electronic structure of the d-band of the catalyst was adjusted by changing the stoichiometric ratio of Fe: Ni to enhance the selective adsorption of N_2 . Thus, heterogeneous interfaces with dual activity, which have

stronger NRR performance than single FeS_2 or NiS , exhibit ultra-high NH_3 yields up to $128.398 \pm 1.32 \mu\text{g h}^{-1} \text{cm}^{-2}$ and a high FE of $28.64 \pm 0.18\%$ at -0.30 V versus RHE in alkaline electrolytic solutions. In another case, Wu et al. synthesized NiCoS/C nanocages with enhanced chemical coupling using ZIF-67 as a precursor and applied them to the reduction of N_2 [114]. DFT calculations demonstrated that the strong coupling between C and NiCoS played an important role in reducing NRR overpotential and improving NRR selectivity. In $0.1 \text{ M Li}_2\text{SO}_4$, the peak ammonia production reached $58.5 \mu\text{g h}^{-1} \text{mg}_{\text{cat.}}^{-1}$.

For metal phosphides, Guo et al. prepared a novel MOF of cobalt phosphide hollow nanocages assembled from CoP nanosheets [115]. This nanoparticle-nanosheet-nanocages hierarchical structure provides abundant active sites for NRR, with an FE of 7.36% at 0 V and maximum NH_3 yields of $10.78 \mu\text{g h}^{-1} \text{mg}_{\text{cat.}}^{-1}$ at -0.4 V versus RHE. Li and co-authors reported a nitrogen-doped carbon nanosheet embedded with Cu_3P clusters ($\text{Cu}_3\text{P/NC}$) for the electrochemical fixation of N_2 [116]. The hybrid was synthesized through a low-temperature pyrolysis-phosphating strategy, with Cu-MOF precursors. Benefiting from the N-dopants that facilitated the electrical conductivity and defect formation as well as the phosphate that tuned the d-band of Cu, the generation of NH_3 was achieved with a 10.4 yield rate and 6.3% FE at -0.1 V versus RHE. As a result, the green and efficient electrochemical NRR to NH_3 products were further enriched with these advances in MOF-derived metal phosphides.

In all, MOF-derived nanostructures and their hybrids were able to be fabricated rationally and precisely with the merits of adjustable structures, abundant compositions, and diverse morphologies originating from the MOF precursors. To date, these materials are undoubtedly one of the promising candidates for electrocatalytic NH_3 synthesis under mild conditions. The related catalysts and their performance are listed in Table 2.

4 MOF-Related Electrocatalysts for Nitrate Reduction Reactions

To kill two birds with one stone, the electrochemical reduction of nitrate (NO_3^-) is considered a promising strategy to remove NO_3^- -containing pollutants in water with the simultaneous NH_3 synthesis under ambient conditions, which is

also called electrochemical denitration [117, 118]. Although extensive investigations have been reported in this field, there are few examples were realized using MOF-based electrocatalysts under mild conditions. Due to the complexity of the plausible mechanism of electrochemical denitration, several advanced works were presented yielding N_2 as the major product. For example, Sun and co-workers proposed an electrochemical conversion of NO_3^- to N_2 , adopting a Fe–Ni bimetallic MOF-derived nanomaterial as the effective electrocatalyst [119]. Theoretically, further reduction and protonation are essential for the more valuable NH_3 product. According to the discussion about the NRR process in the previous section, with porous structure and intrinsic hydrophobicity, MOFs were also presumed to have the ability to exhibit their superior catalytic activity and product selectivity for electrochemical conversion of NO_3^- to NH_3 process under ambient conditions. More recently, the electrochemical conversion of NO_3^- to NH_3 was extensively explored by MOF-related catalysts, and recent advances were listed as follows.

4.1 MOF-Based Electrocatalysts

Similar to the MOF-based electrocatalysts for NRR, the precisely designed and delicately synthesized pristine MOFs or MOF-hybrids with proper hydrophobicity, sufficient conductivity, and robust catalytic active sites can tune the NO_3^- reduction for the harvest of NH_3 products. For example, Lv et al. reported 2D In-MOF electrocatalysts with atomically dispersed active sites, high electron, and proton transport, and confined microporous environments for electrochemical denitration (Fig. 17a) [120]. After a thorough exploration of the catalysts and reaction conditions, the NH_3 product was provided with the highest NH_3 yield rate of $92.98 \mu\text{g h}^{-1} \text{mg}_{\text{cat.}}^{-1}$ ($\text{pH}=2$) and optimal FE of 56.57% ($\text{pH}=3$) at -0.7 V versus RHE. Notably, the competing HER process can be tuned by the pH value of the electrolytic solution (Fig. 17b). With proper pH value, the metal active sites were properly exposed with appropriate ligand dissociation, while excessive ligand dissociation at low pH led to increasing water splitting (Fig. 17c) and no ligand dissociation at high pH caused complete cessation of NH_3 generation (Fig. 17d). In another case that adopted 2D MOF, Zhu et al. developed a Cu cluster-modified

Table 2 The performance of MOF-derived electrocatalysts in NRR

Material	Precursor (MOF)	Electrolytic solution	Ammonia yield	FE	Potential	Refs.
NPC-750	ZIF-8	0.05 M H ₂ SO ₄	23.8 μg h ⁻¹ mg _{cat.} ⁻¹	1.42%	-0.9 V versus RHE	[77]
C-ZIF-1100	ZIF-8	1 M KOH	57.8 μg h ⁻¹ cm ⁻²	10.2%	-0.3 V versus RHE	[78]
NP-C-MOF-5	MOF-5	0.1 M HCl	1.08 μg h ⁻¹ mg _{cat.} ⁻¹	0.52%	-0.1 V versus RHE	[79]
S/N-MPC	MAF-5 & MAF-6	0.05 M H ₂ SO ₄	45.51 μg h ⁻¹ mg _{cat.} ⁻¹ (-0.3 V)	25.16% (-0.2 V)	- versus RHE	[80]
Ru SAs/N-C	ZIF-8	0.05 M H ₂ SO ₄	120.9 μg h ⁻¹ mg _{cat.} ⁻¹	29.6%	-0.2 V versus RHE	[81]
Ru@ZrO ₂ /NC	UiO-66	0.1 M HCl	4085 μg h ⁻¹ mg _{cat.} ⁻¹ (-0.21 V)	21% (-0.11 V)	- versus RHE	[82]
ISAS-Fe/NC	Fe-ZIF-8	0.1 M PBS	62.9 μg h ⁻¹ mg _{cat.} ⁻¹	18.6%	-0.4 V versus RHE	[83]
Fe ₁ -N-C	PCN-222(Fe)	0.1 M HCl	0.95 μg h ⁻¹ cm ⁻²	4.51%	-0.05 V versus RHE	[84]
Fe-N/C-CPs	ZIF-8	0.5 K ₂ SO ₄ (pH=3.5)	2.27 μg h ⁻¹ mg _{cat.} ⁻¹	7.67%	-0.2 V versus RHE	[85]
CSA/NPC	ZIF-8/-67	0.05 M Na ₂ SO ₄	14.45 μg h ⁻¹ cm ⁻²	10.5%	-0.2 V versus RHE	[86]
Co/N-doped C	ZIF-67	0.1 M KOH	5.1 μg h ⁻¹ mg _{cat.} ⁻¹ (-0.4 V)	10.1%(-0.1 V)	- versus RHE	[87]
Ni-N _x -C	ZIF-8	0.1 KOH	85 μg h ⁻¹ cm ⁻² (-0.3 V)	22.2%	-0.2 V versus RHE	[88]
NC/Bi SAs/TiN/CC	Bi-MOF	0.1 M Na ₂ SO ₄	76.15 μg h ⁻¹ mg _{cat.} ⁻¹ (-0.8 V)	24.6% (-0.5 V)	- versus RHE	[89]
NC@Ru	ZIF-8	0.1 M KOH	16.68 μg h ⁻¹ mg _{cat.} ⁻¹ (-0.4 V)	14.23% (-0.3 V)	- versus RHE	[90]
Co/C-900	ZIF-67	0.1 M KOH	79.22 μg h ⁻¹ cm ⁻²	11.53%	-0.3 V versus RHE	[91]
Co@NC	ZIF-67	0.1 M Na ₂ SO ₄	9.61 μg h ⁻¹ cm ⁻²	21.79%	-0.9 V vs Ag/AgCl	[92]
Fe-N/C-CNTs	ZIF-8	0.1 M KOH	34.83 μg h ⁻¹ mg _{cat.} ⁻¹	9.28%	-0.2 V versus RHE	[93]
Bi NPs@CRs	Bi-BTC	0.1 M HCl	20.80 μg h ⁻¹ mg _{cat.} ⁻¹ (-0.55 V)	11.50%(-0.6 V)	- versus RHE	[94]
Bi/NPC	Bi-ZIF-8	0.1 M KHCO ₃	3.12 μg h ⁻¹ cm ⁻² (-0.6 V)	13.58% (-0.4 V)	- versus RHE	[95]
Etched-PdZn/NHCP	ZIF-8	0.1 M PBS	5.28 μg h ⁻¹ mg _{cat.} ⁻¹	16.9%	-0.2 V versus RHE	[96]
CoRu@NC	ZIF-67	0.1 M KOH	56.82 μg h ⁻¹ mg _{cat.} ⁻¹	2.02%	-0.3 V versus RHE	[97]
Mo-Co/NC	MoCoZn-ZIFs	0.1 M Na ₂ SO ₄	89.8 μmol h ⁻¹ g _{cat.} ⁻¹	13.5%	-0.1 V versus RHE	[98]
MoFe-PC	Mo/Fe MOF	0.1 M HCl	34.23 μg h ⁻¹ mg _{cat.} ⁻¹	16.83%	-0.5 V versus RHE	[99]
Fe ₂ O ₃ @MoS ₂	Fe-BDC	0.1 M Na ₂ SO ₄	112.15 μg h ⁻¹ mg _{cat.} ⁻¹	8.62%	-0.4 V versus RHE	[100]
Fe _{1.89} Mo _{4.11} O ₇ /FeS ₂ @C	MOF-100(Fe)	1.0 M K ₂ SO ₄ (pH=3.5)	105.3 μg h ⁻¹ mg _{cat.} ⁻¹	54.7%	-0.4 V versus RHE	[101]
MoP@PPC	NENU-5	0.1 M HCl	28.73 μg h ⁻¹ mg _{cat.} ⁻¹	2.48%	-0.3 V versus RHE	[102]
FeS ₂ /MoS ₂ @RGO	MIL-100(Fe)	1.0 M K ₂ SO ₄ (pH=3.5)	41.1 μg h ⁻¹ mg _{cat.} ⁻¹	38.6%	-0.2 V versus RHE	[103]
C-Ti _x O _y /C	MIL-125(Ti)	0.1 M LiClO ₄	14.8 μg h ⁻¹ mg _{cat.} ⁻¹	17.8%	-0.4 V versus RHE	[105]
C/Y-stabilized ZrO ₂	Y-UiO-66	0.1 M Na ₂ SO ₄	24.6 μg h ⁻¹ mg _{cat.} ⁻¹	8.2%	-0.4 V versus RHE	[106]
Co ₃ O ₄ @NC	ZIF-67	0.05 M H ₂ SO ₄	42.58 μg h ⁻¹ mg _{cat.} ⁻¹	8.5%	-0.2 V versus RHE	[107]
C@NiO@Ni	Ni-MOF	0.1 M KOH	43.15 μg h ⁻¹ mg _{cat.} ⁻¹	10.9%	-0.7 V versus RHE	[108]
Zn-Co ₃ O ₄	CoZn-ZIF	0.1 M HCl	22.71 μg h ⁻¹ mg _{cat.} ⁻¹	11.9%	-0.3 V versus RHE	[109]
Cu _{0.1} CeO ₂ @NC	CuCe-BTC	0.1 M Na ₂ SO ₄	44.5 μg h ⁻¹ mg _{cat.} ⁻¹	34.6%	-0.5 V versus RHE	[110]
CuO/Cu ₂ O@CD-CN/NiF	Cu-MOF	1.0 M Na ₂ SO ₄ with 0.5 M urea	102.2 μg h ⁻¹ cm ⁻²	23.9%	-0.4 V versus RHE	[111]
CoS ₂ @NC	ZIF-67	0.1 M HCl	17.45 μg h ⁻¹ mg _{cat.} ⁻¹	4.6%	-0.15 V versus RHE	[112]
FeNi ₂ S ₄ /NiS/CC	MOF-74	0.1 M KOH	129.72 μg h ⁻¹ cm ⁻²	28.82%	-0.3 V versus RHE	[113]
NiCoS/C	ZIF-67	0.1 M Li ₂ SO ₄	26.0 μg h ⁻¹ mg _{cat.} ⁻¹	12.9%	0 V versus RHE	[114]
CoP HNC	ZIF-67	1 M KOH	10.78 μg h ⁻¹ mg _{cat.} ⁻¹ (-0.4 V)	7.36% (0 V)	- versus RHE	[115]

Table 2 (continued)

Material	Precursor (MOF)	Electrolytic solution	Ammonia yield	FE	Potential	Refs.
Cu ₃ P@NC	Cu-MOF	0.1 M Na ₂ SO ₄	10.4 μg h ⁻¹ mg _{cat.} ⁻¹	6.3%	-0.3 V versus RHE	[116]

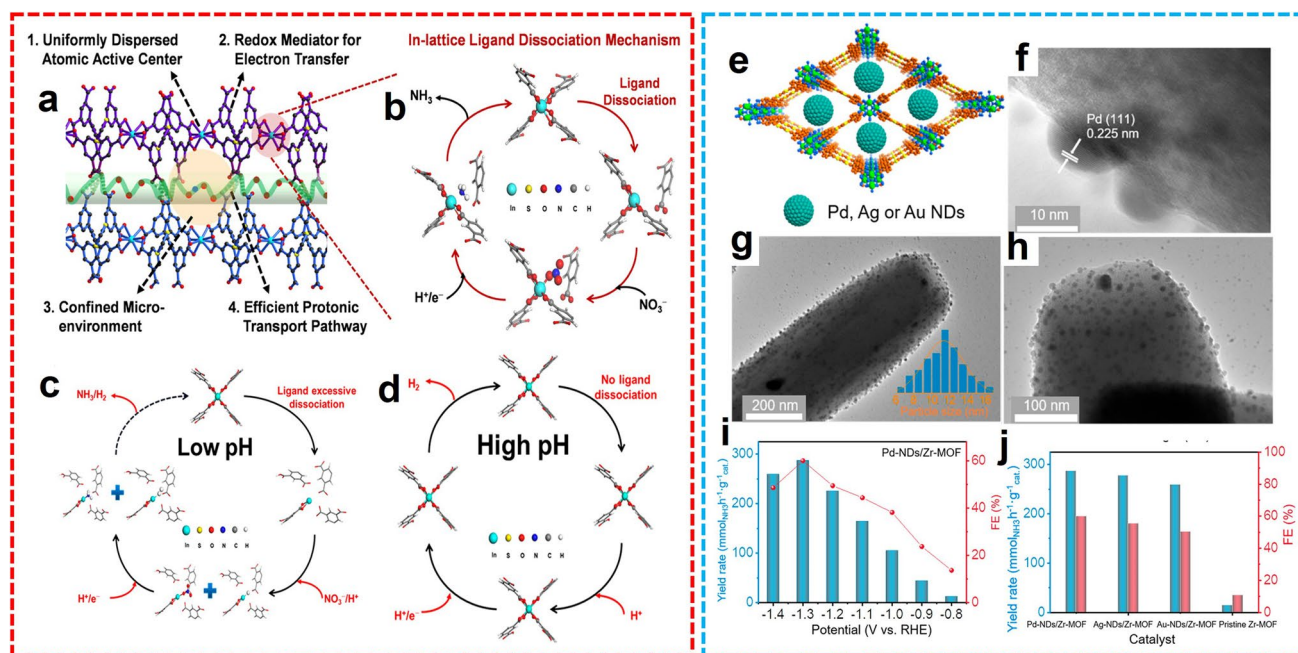


Fig. 17 **a** Schematic illustration of the 2D In-MOF crystalline structure. Catalytic cycle of nitrate reduction **b** at pH = 2 or 3, **c** at pH = 1, and **d** at pH = 4 or 5, respectively. Reproduced with permission from Ref. [120]. Copyright 2022, American Chemical Society. **e** Schematic structure of M-NDs/Zr-MOF. **f** HRTEM image, **g**, **h** TEM images, and **i** NO₃RR performance of Pd-NDs/Zr-MOF. **j** Comparison of NH₃ yields and FE values of different catalysts at -1.3 V vs. RHE. Reproduced with permission from Ref. [122]. Copyright 2022, American Chemical Society

conductive Cu-MOF composite electrocatalysts through in situ synthetic strategy for electrochemical reduction of NO₃⁻ [121]. During the electrocatalysis, the pre-fabricated Cu-HHTP nanorods were partially transformed into metallic Cu clusters confined internally. In 0.5 M Na₂SO₄, 85.81% of NO₃⁻ was converted into NH₃ with 96.84% selectivity, a yield rate of 1.84 mg h⁻¹ cm⁻², and an FE of 67.55%. According to the DFT calculation, the metallic Cu filling inside MOF was identified as a catalytic active site and the catalytic performance was improved due to the facilitation of electron transfer by the Cu(111) crystal face. Furthermore, Jiang and co-workers fabricated a series of noble metal nanodots (NDs) encapsulated in Zr-MOFs (M-NDs/Zr-MOF, M = Pd, Ag, or Au) and applied them in the NO₃RR process as the electrocatalysts (Fig. 17e-h) [122]. The NO₃⁻ to NH₃ catalytic activity was promoted by the confined metal NDs, while the conductivity and mass

transport was facilitated with uniform-sized pores and redox-reversible tetrathiafulvalene (TTF) motifs inside the Zr-MOF skeleton. In 0.1 M Na₂SO₄ with 500 ppm NO₃⁻, the highest NH₃ yield was obtained as 287.31 μmol h⁻¹ mg_{cat.}⁻¹ with 58.1% FE at -1.3 V versus RHE with Pd-NDs/Zr-MOF as the electrocatalyst (Fig. 17i, j). In another investigation using noble-metal-related MOF-hybrid electrocatalysts, Qin and co-workers reported the preparation of a Ru_xO_y mosaic Ni-MOF composite (RuNi-MOF) and its application in electrochemical NO₃RR [123]. Through solvothermal strategy, a nearly 100% production selectivity for NH₃ was realized, with a maximum yield of up to 274 μg h⁻¹ mg_{cat.}⁻¹ and FE of ~73% at -1.7 and -1.2 V versus Ag/AgCl, respectively. According to the theoretical calculation, the Ru₃ site was indicated as the main active center for the generation of NH₃, undergoing a direct electron-mediated pathway.

4.2 MOF-Derived Electrocatalysts

A pioneer work was reported by Li et al. during the investigation of the electrosynthesis of NH_3 from NO_3^- catalyzed by metal nanoclusters [124]. The authors prepared a series of pristine MOFs (Zn, Cu, Bi, Fe, and Co MOFs), MOF-derived NPC, MOF-derived SACs (Fe, Co, and Ni), and MOF-derived Co NPs/NPC and applied them in the electrochemical denitration. After extensive measurements, moderated catalytic performance was achieved in each case compared to that of strained Ru nanoclusters. Considering the relatively low cost of non-precious metal-based MOFs, this work inspired further exploration of the possibility of MOF-derived electrocatalysts in the NO_3^- -to- NH_3 transformation process. Meanwhile, Zhu et al. developed a Cu-N-C electrocatalyst by pyrolysis of a modified Cu-MOF structure for the electrocatalytic denitration process [125]. The highly dispersed active Cu sites exhibited superior catalytic ability in the reduction of NO_3^- , alleviating the release of NO_2^- during the reduction reaction. In 2022, Liu and colleagues developed bimetallic MOF-derived nitrogen-doped carbon materials equipped with CuNi alloy nanoparticles at the electrocatalysts for NO_3RR [126]. With CuNi-BTC precursors prepared by the solvothermal method, a series of CuNi/NC with different Cu-Ni ratios were fabricated through pyrolysis. Inherited from the MOFs, the CuNi/NC catalysts maintained

the octahedral morphology with the CuNi alloy particles enveloped in the nitrogen-doped carbon matrix (Fig. 18a). The conversion of NO_3^- was higher than 80% with Cu/NC and decreased with the addition of Ni, while the values of NH_3 selectivity and FE reached a peak at Cu: Ni = 5:1, obtaining 94.4% and 79.6%, respectively (Fig. 18b-d). A possible proton-mediated synthetic route of NH_3 was proposed due to the synergistic effect of Cu-Ni for facilitating electron and proton transfer. Furthermore, Zhang et al. proposed a MOF-74-derived Co-doped $\text{Fe@Fe}_2\text{O}_3$ electrocatalyst for NO_3RR (Fig. 18e) [127]. According to the experimental and computational results, the d-band of the Fe-center was modulated by the Co dopants, thus tuning the adsorption energy of intermediates and suppressing the HER process. The enhanced NH_3 generation was shown with a maximum yield of $1505.9 \mu\text{g h}^{-1} \text{cm}^{-2}$ at -0.95 versus RHE and 95.7% NH_3 selectivity as well as FE of 85.8% at -0.75 V versus RHE in 0.1 M Na_2SO_4 (Fig. 18f, g).

The study of MOF-related catalysts for electrochemical denitration is still in its infancy [128]. The inspiring works originated from the electrocatalytic reduction process of other molecules, such as carbon dioxide, oxygen, and nitrogen. It is attractive and challenging the investigation of precise design and synthesis of MOF-based or MOF-derived electrocatalysts with efficient catalytic activity and superior product selectivity. Moreover, since NH_3 is valuable in

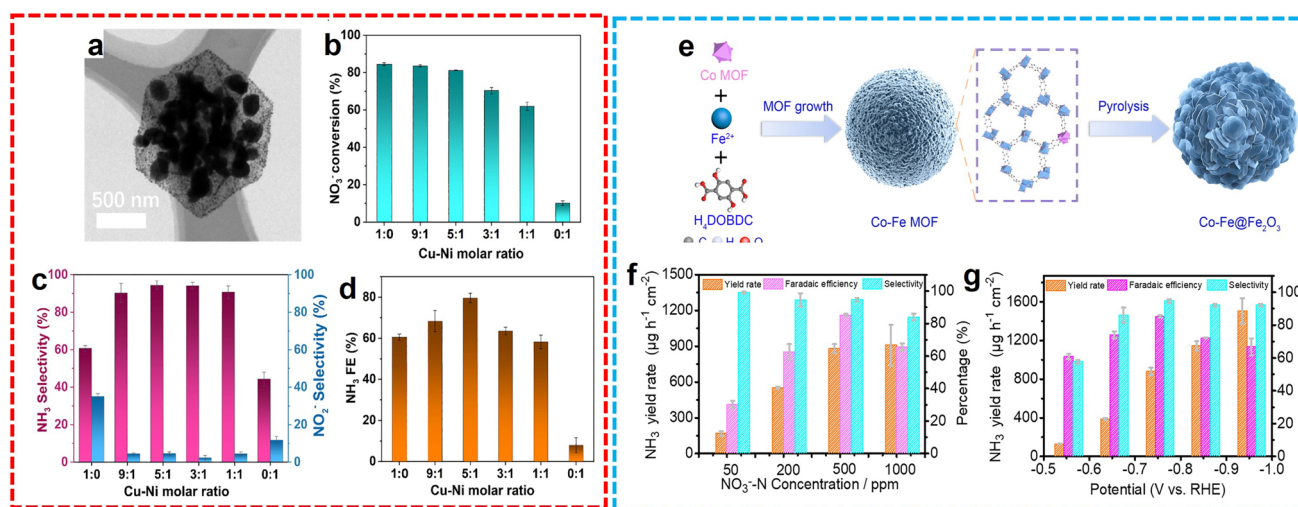


Fig. 18 **a** TEM image of CuNi/NC-51. **b** Conversion rate of NO_3^- . **c** Selectivity of NH_3 and NO_2^- . **d** FE of NH_3 over CuNi/NC catalysts. Reproduced with permission from Ref. [126]. Copyright 2022, Elsevier. **e** Synthesis procedure of Co-Fe@ Fe_2O_3 . Comparison of NO_3RR performance **f** at different NO_3 concentrations and **g** at different potentials. Reproduced with permission from Ref. [127]. Copyright 2022, National Academy of Sciences

modern industrial civilization and the possible mechanism of NO₃RR is complicated, further exploration of the NH₃ synthetic pathway with theoretical calculation and in situ characterization is essential for the guidance of practical use.

5 Conclusion and Perspective

In this review, we have summarized recent works focusing on the development of effective and efficient MOF electrocatalysts for electrochemical NH₃ synthesis. A timeline since 2017 for selected works towards electrosynthesis of ammonia is shown in Fig. 19. According to our analysis of several recent studies, the electrocatalytic performance is determined by the ability of the superficial adsorption, reductive activation, and competitive NH₃ selectivity that can be tuned by proper nanoengineering of the electrocatalysts. The electronic structure and morphology variation of the catalysts plays vital roles in achieving enhanced catalytic capability and superior product selectivity. Hence, fabricating electrocatalysts from MOFs indeed facilitates these electrochemical processes as practical and effective replacements for current industrial processes in synthetic and energy aspects. However, there are still drawbacks that are significant and challenging. First, the development of novel electrocatalysts is still dependent on experience or trial-and-error procedures, which costs a lot of time and energy. Second, the synthetic process and modification

strategy often require harsh conditions to obtain the optimized morphology and boost catalytic performance, and reproducibility can be poor. Third, the surface environment may change under catalytic conditions, which can be difficult to predict and detect. Moreover, the N₂ with its intrinsic insolubility and inertness requires extensive exploration to promote the reactivity, while the electrochemical conversion of nitrogen oxides is mainly valuable in waste gas and water treatment which is a drop in the ocean for modern ammonia needs. Therefore, some advanced techniques and methods are required to assist in the fabrication of high-performance MOF-related catalysts for NH₃ synthesis in the future, as discussed below.

- 1) *Machine learning (ML)* is one of the significant breakthroughs in computer science these days. In the study of chemistry and material science, ML was adopted as a powerful tool to reasonably predict new molecules or materials for specific applications [129, 130]. With the help of an established database of nanomaterials, the proper candidates of electrocatalysts for ammonia production can be estimated before experimental corroboration. As a result, it should be feasible to develop functional NH₃ synthesis catalysts from MOFs with the help of ML.
- 2) *Mild synthetic processing* is one of the ultimate pursuits in material science. Most of the current synthetic protocols for MOF-derived electrocatalysts in NH₃ synthesis still require harsh conditions, excessive synthesis time and steps, and limited precursor types. Moreover,

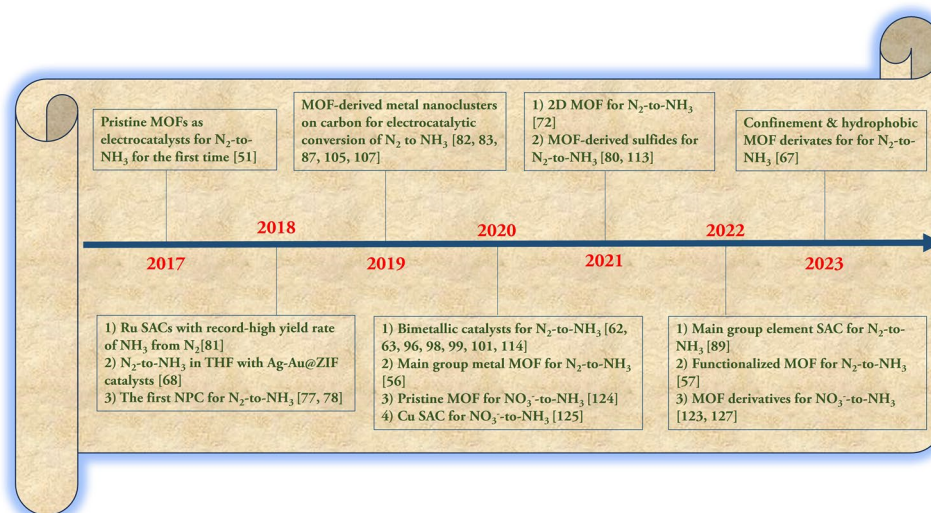


Fig. 19 A timeline for electrosynthesis of ammonia catalyzed by MOF-related catalysts

the existing synthetic protocols of robust MOF-related electrocatalysts are far from large-scale industrial applications. Novel strategies with simple manipulation and mild conditions are under investigation in the field of electrocatalysis [131]. Therefore, the development of new synthetic routes using new reaction precursors under mild conditions is important for the sustainable application of electrochemical NH_3 production.

- 3) *In situ characterization* is a useful tool for understanding specific reaction mechanisms. Due to the complex and diverse reaction processes in the synthesis of NH_3 from N_2 or NO_3^- , in situ characterization should be helpful for the exploration of the reaction mechanism in detail. Through the in situ characterization, the key intermediates can be confirmed, the catalytic process can be understood, the conformational relationships can be clarified, and the synthesis of catalysts can be further guided. Thus, the development of MOF-related electrocatalysts with efficient and active catalytic performance toward the synthesis of NH_3 can be extensively improved.
- 4) *Conversion of other N-containing substrates* is also an attractive research field in the electrosynthesis of ammonia. As nitrogen element is fully oxidized in NO_3^- ion, other nitrogen oxides with relatively lower oxidation states have a high probability of being reduced to ammonia. There are existing developments of metal-based nanomaterials with extraordinary catalytic performance in the conversion of NO_2^- [132–136] and prediction of 2D MOF-catalyzed electrochemical conversion of NO -to- NH_3 through DFT calculation [137]. The MOF-based and derived materials are very promising catalysts for promoting the conversion of these NO_x particles or ions into NH_3 .

In all, the investigation of NH_3 electrosynthesis under mild conditions is still at a preliminary stage and far from meeting the actual needs [138]. Developing comprehensive performance and low-cost electrocatalysts is no doubt the most promising outlet for constructing NH_3 electrosynthesis that can complement or even replace the existing industrial processes. We hope that this review is able to offer inspiration for the rational development of MOF-related electrocatalysts for NH_3 synthesis that would also make significant contributions and breakthroughs in materials science, synthetic chemistry, catalysis, and other fields.

Acknowledgements D. Feng acknowledges the financial support from the Natural Science Foundation of Liaoning Province (general program) (2020-MS-137). T. J. White would like to thank the

MOE2019-T2-2-032 grant and Monetary Academic Resources for Research Grant 001561-00001 in Nanyang Technological University, Singapore. T. Ma would like to thank the National Natural Science Foundation of China (Nos. 52071171, 52202248), Liaoning BaiQianWan Talents Program (LNBQW2018B0048), Shenyang Science and Technology Project (21-108-9-04), Australian Research Council (ARC) through Future Fellowship (FT210100298, FT210100806), Discovery Project (DP220100603), Linkage Project (LP210100467, LP210200504, LP210200345, LP220100088), and Industrial Transformation Training Centre (IC180100005) schemes, and the Australian Government through the Cooperative Research Centres Projects (CRCPXIII000077). F. Wei would like to thank the A*STAR career development fund C210112054 and Singapore structural metal alloy program grant No. A18b1B0061. A. K. Cheetham would like to thank the Ras al Khaimah Centre for Advanced Materials.

Author Contributions Conceptualization, D. F.; writing—original draft preparation, L. Z. and D. F.; formal analysis, L. Z. and D. F.; data curation, L. Z.; writing—review and editing, T. J. W., A. K. C. and F. W.; supervision, T. M. and F. W.; funding acquisition, D. F., T. M. and F. W. All authors have read and agreed to the published version of the manuscript.

Funding Open access funding provided by Shanghai Jiao Tong University.

Declarations

Conflict of interest The authors declare no conflict of interest. There are no known competing financial interests or personal relationships that could have appeared to influence the work reported in this paper.

Open Access This article is licensed under a Creative Commons Attribution 4.0 International License, which permits use, sharing, adaptation, distribution and reproduction in any medium or format, as long as you give appropriate credit to the original author(s) and the source, provide a link to the Creative Commons licence, and indicate if changes were made. The images or other third party material in this article are included in the article's Creative Commons licence, unless indicated otherwise in a credit line to the material. If material is not included in the article's Creative Commons licence and your intended use is not permitted by statutory regulation or exceeds the permitted use, you will need to obtain permission directly from the copyright holder. To view a copy of this licence, visit <http://creativecommons.org/licenses/by/4.0/>.

References

1. J.G. Chen, R.M. Crooks, L.C. Seefeldt, K.L. Bren, R.M. Bullock et al., Beyond fossil fuel-driven nitrogen transformations. *Science* **360**, eaar6611 (2018). <https://doi.org/10.1126/science.aar6611>
2. X. Liu, Y. Deng, L. Zheng, M.R. Kesama, C. Tang et al., Engineering low-coordination single-atom cobalt on graphitic

- carbon nitride catalyst for hydrogen evolution. *ACS Catal.* **12**, 5517–5526 (2022). <https://doi.org/10.1021/acscatal.2c01253>
3. G. Yan, X. Sun, Y. Zhang, H. Li, H. Huang et al., Metal-free 2D/2D van der Waals heterojunction based on covalent organic frameworks for highly efficient solar energy catalysis. *Nano-Micro Lett.* **15**, 132 (2023). <https://doi.org/10.1007/s40820-023-01100-x>
 4. L. Jian, M. Li, X. Liu, G. Wang, X. Zhang et al., Unveiling hierarchical dendritic $\text{Co}_3\text{O}_4\text{-SnO}_2$ heterostructure for efficient water purification. *Nano Lett.* **23**, 3739–3747 (2023). <https://doi.org/10.1021/acs.nanolett.2c05010>
 5. J.K. Nørskov, F. Studt, F. Abild-Pedersen, T. Bligaard, *Fundamental concepts in heterogeneous catalysis* (Fundamental Concepts in Heterogeneous Catalysis (Wiley, Hoboken, New Jersey, 2015))
 6. C. Tang, Y. Zheng, M. Jaroniec, S. Qiao, Electrocatalytic refinery for sustainable production of fuels and chemicals. *Angew. Chem. Int. Ed.* **60**, 19572–19590 (2021). <https://doi.org/10.1002/anie.202101522>
 7. Y. Li, H. Wang, C. Priest, S. Li, P. Xu et al., Advanced electrocatalysis for energy and environmental sustainability via water and nitrogen reactions. *Adv. Mater.* **33**, 2000381 (2021). <https://doi.org/10.1002/adma.202000381>
 8. Y. Li, M. Liu, X. Feng, Y. Li, F. Wu et al., How can the electrode influence the formation of the solid electrolyte interface? *ACS Energy Lett.* **6**, 3307–3320 (2021). <https://doi.org/10.1021/acsenerylett.1c01359>
 9. S. Jin, How to effectively utilize MOFs for electrocatalysis. *ACS Energy Lett.* **4**, 1443–1445 (2019). <https://doi.org/10.1021/acsenerylett.9b01134>
 10. H. Li, K. Wang, Y. Sun, C.T. Lollar, J. Li et al., Recent advances in gas storage and separation using metal–organic frameworks. *Mater. Today* **21**, 108–121 (2018). <https://doi.org/10.1016/j.mattod.2017.07.006>
 11. X. Xu, X. Li, G. Liu, X. Wei, D. Feng et al., Rational design of high-flux, eco-friendly, and versatile superhydrophobic/superoleophilic PDMS@ZIF-7/ $\text{Cu}_3(\text{PO}_4)_2$ mesh with self-cleaning property for oil–water mixture and emulsion separation. *Inorg. Chem.* **62**, 3260–3270 (2023). <https://doi.org/10.1021/acs.inorgchem.2c04322>
 12. H. Li, Y. Sun, Z. Yuan, Y. Zhu, T. Ma, Titanium phosphonate based metal–organic frameworks with hierarchical porosity for enhanced photocatalytic hydrogen evolution. *Angew. Chem. Int. Ed.* **57**, 3222–3227 (2018). <https://doi.org/10.1002/anie.201712925>
 13. V. Shrivastav, S. Sundriyal, P. Goel, H. Kaur, S.K. Tuteja et al., Metal-organic frameworks (MOFs) and their composites as electrodes for lithium battery applications: Novel means for alternative energy storage. *Coord. Chem. Rev.* **393**, 48–78 (2019). <https://doi.org/10.1016/j.ccr.2019.05.006>
 14. Z. Ye, Y. Jiang, L. Li, F. Wu, R. Chen, Rational design of MOF-based materials for next-generation rechargeable batteries. *Nano-Micro Lett.* **13**, 203 (2021). <https://doi.org/10.1007/s40820-021-00726-z>
 15. Y. Zhu, K. Yue, C. Xia, S. Zaman, H. Yang et al., Recent advances on MOF derivatives for non-noble metal oxygen electrocatalysts in zinc-air batteries. *Nano-Micro Lett.* **13**, 137 (2021). <https://doi.org/10.1007/s40820-021-00669-5>
 16. Z. Cao, R. Momen, S. Tao, D. Xiong, Z. Song et al., Metal–organic framework materials for electrochemical supercapacitors. *Nano-Micro Lett.* **14**, 181 (2022). <https://doi.org/10.1007/s40820-022-00910-9>
 17. S. Ren, H. Yu, L. Wang, Z. Huang, T. Lin et al., State of the art and prospects in metal-organic framework-derived microwave absorption materials. *Nano-Micro Lett.* **14**, 68 (2022). <https://doi.org/10.1007/s40820-022-00808-6>
 18. H. Zhao, F. Wang, L. Cui, X. Xu, X. Han et al., Composition optimization and microstructure design in MOFs-derived magnetic carbon-based microwave absorbers: a review. *Nano-Micro Lett.* **13**, 208 (2021). <https://doi.org/10.1007/s40820-021-00734-z>
 19. X. Zhang, J. Qiao, Y. Jiang, F. Wang, X. Tian et al., Carbon-based MOF derivatives: emerging efficient electromagnetic wave absorption agents. *Nano-Micro Lett.* **13**, 135 (2021). <https://doi.org/10.1007/s40820-021-00658-8>
 20. X. Xu, M. Ma, T. Sun, X. Zhao, L. Zhang, Luminescent guests encapsulated in metal–organic frameworks for portable fluorescence sensor and visual detection applications: A review. *Biosensors* **13**, 435 (2023). <https://doi.org/10.3390/bios13040435>
 21. Y. Zhang, X. Xu, L. Zhang, Capsulation of red emission chromophore into the CoZn ZIF as nanozymes for on-site visual cascade detection of phosphate ions, o-phenylenediamine, and benzaldehyde. *Sci. Total Environ.* **856**, 159091 (2023). <https://doi.org/10.1016/j.scitotenv.2022.159091>
 22. G. Mínguez Espallargas, E. Coronado, Magnetic functionalities in MOFs: from the framework to the pore. *Chem. Soc. Rev.* **47**, 533–557 (2018). <https://doi.org/10.1039/C7CS00653E>
 23. B. Zhang, Y. Zheng, T. Ma, C. Yang, Y. Peng et al., Designing MOF nanoarchitectures for electrochemical water splitting. *Adv. Mater.* **33**, 2006042 (2021). <https://doi.org/10.1002/adma.202006042>
 24. C. Li, Y. Ji, Y. Wang, C. Liu, Z. Chen et al., Applications of metal–organic frameworks and their derivatives in electrochemical CO_2 reduction. *Nano-Micro Lett.* **15**, 113 (2023). <https://doi.org/10.1007/s40820-023-01092-8>
 25. W. Zheng, L.Y.S. Lee, Metal–organic frameworks for electrocatalysis: catalyst or precatalyst? *ACS Energy Lett.* **6**, 2838–2843 (2021). <https://doi.org/10.1021/acsenerylett.1c01350>
 26. H. Zhang, X. Liu, Y. Wu, C. Guan, A.K. Cheetham et al., MOF-derived nanohybrids for electrocatalysis and energy storage: current status and perspectives. *Chem. Commun.* **54**, 5268–5288 (2018). <https://doi.org/10.1039/C8CC00789F>
 27. Z. Zhai, W. Yan, L. Dong, S. Deng, D.P. Wilkinson et al., Catalytically active sites of MOF-derived electrocatalysts: synthesis, characterization, theoretical calculations, and functional mechanisms. *J. Mater. Chem. A* **9**, 20320–20344 (2021). <https://doi.org/10.1039/D1TA02896K>
 28. L. Zou, Y. Wei, C. Hou, C. Li, Q. Xu, Single-atom catalysts derived from metal–organic frameworks for electrochemical



- applications. *Small* **17**, 2004809 (2021). <https://doi.org/10.1002/sml.202004809>
29. Q. Wang, Y. Lei, D. Wang, Y. Li, Defect engineering in earth-abundant electrocatalysts for CO₂ and N₂ reduction. *Energy Environ. Sci.* **12**, 1730–1750 (2019). <https://doi.org/10.1039/C8EE03781G>
30. Y. Zhao, L. Zheng, D. Jiang, W. Xia, X. Xu et al., Nanoengineering metal–organic framework-based materials for use in electrochemical CO₂ reduction reactions. *Small* **17**, 2006590 (2021). <https://doi.org/10.1002/sml.202006590>
31. I.E. Khalil, C. Xue, W. Liu, X. Li, Y. Shen et al., The role of defects in metal–organic frameworks for nitrogen reduction reaction: when defects switch to features. *Adv. Funct. Mater.* **31**, 2010052 (2021). <https://doi.org/10.1002/adfm.202010052>
32. M.C. Hatzell, A decade of electrochemical ammonia synthesis. *ACS Energy Lett.* **7**, 4132–4133 (2022). <https://doi.org/10.1021/acscenergylett.2c02335>
33. Y. Sun, Y. Wang, H. Li, W. Zhang, X.-M. Song et al., Main group metal elements for ambient-condition electrochemical nitrogen reduction. *J. Energy Chem.* **62**, 51–70 (2021). <https://doi.org/10.1016/j.jechem.2021.03.001>
34. Y. Sun, Z. Deng, X.-M. Song, H. Li, Z. Huang et al., Bismuth-based free-standing electrodes for ambient-condition ammonia production in neutral media. *Nano-Micro Lett.* **12**, 133 (2020). <https://doi.org/10.1007/s40820-020-00444-y>
35. D. Feng, X. Zhang, Y. Sun, T. Ma, Surface-defective FeS₂ for electrochemical NH₃ production under ambient conditions. *Nano Mater. Sci.* **2**, 132–139 (2020). <https://doi.org/10.1016/j.nanoms.2019.07.002>
36. D.-M. Feng, Y. Sun, Z.-Y. Yuan, Y. Fu, B. Jia et al., Ampoule method fabricated sulfur vacancy-rich N-doped ZnS electrodes for ammonia production in alkaline media. *Mater. Renew. Sustain. Energy* **10**, 8 (2021). <https://doi.org/10.1007/s40243-021-00193-x>
37. Q. Wu, B. Yu, Z. Deng, T. Li, H. Li et al., Synergy of Bi₂O₃ and RuO₂ nanocatalysts for low-overpotential and wide pH-window electrochemical ammonia synthesis. *Chem. Eur. J.* **27**, 17395–17401 (2021). <https://doi.org/10.1002/chem.202103143>
38. C.J.M. van der Ham, M.T.M. Koper, D.G.H. Hetterscheid, Challenges in reduction of dinitrogen by proton and electron transfer. *Chem. Soc. Rev.* **43**, 5183–5191 (2014). <https://doi.org/10.1039/C4CS00085D>
39. C. Yang, B. Huang, S. Bai, Y. Feng, Q. Shao et al., A generalized surface chalcogenation strategy for boosting the electrochemical N₂ fixation of metal nanocrystals. *Adv. Mater.* **32**, 2001267 (2020). <https://doi.org/10.1002/adma.202001267>
40. L. Zhang, L. Ding, G. Chen, X. Yang, H. Wang, Ammonia synthesis under ambient conditions: selective electroreduction of dinitrogen to ammonia on black phosphorus nanosheets. *Angew. Chem. Int. Ed.* **58**, 2612–2616 (2019). <https://doi.org/10.1002/anie.201813174>
41. Y. Wang, C. Wang, M. Li, Y. Yu, B. Zhang, Nitrate electroreduction: mechanism insight, in situ characterization, performance evaluation, and challenges. *Chem. Soc. Rev.* **50**, 6720–6733 (2021). <https://doi.org/10.1039/D1CS00116G>
42. J. Gao, B. Jiang, C. Ni, Y. Qi, X. Bi, Enhanced reduction of nitrate by noble metal-free electrocatalysis on P doped three-dimensional Co₃O₄ cathode: Mechanism exploration from both experimental and DFT studies. *Chem. Eng. J.* **382**, 123034 (2020). <https://doi.org/10.1016/j.cej.2019.123034>
43. R. Jia, Y. Wang, C. Wang, Y. Ling, Y. Yu et al., Boosting selective nitrate electroreduction to ammonium by constructing oxygen vacancies in TiO₂. *ACS Catal.* **10**, 3533–3540 (2020). <https://doi.org/10.1021/acscatal.9b05260>
44. Y. Zhao, R. Shi, X. Bian, C. Zhou, Y. Zhao et al., Ammonia detection methods in photocatalytic and electrocatalytic experiments: how to improve the reliability of NH₃ production rates? *Adv. Sci.* **6**, 1802109 (2019). <https://doi.org/10.1002/adversus.201802109>
45. M. Kolen, D. Ripepi, W.A. Smith, T. Burdyny, F.M. Mulder, Overcoming nitrogen reduction to ammonia detection challenges: the case for leapfrogging to gas diffusion electrode platforms. *ACS Catal.* **12**, 5726–5735 (2022). <https://doi.org/10.1021/acscatal.2c00888>
46. S. Yang, Y. Yu, X. Gao, Z. Zhang, F. Wang, Recent advances in electrocatalysis with phthalocyanines. *Chem. Soc. Rev.* **50**, 12985–13011 (2021). <https://doi.org/10.1039/D0CS01605E>
47. X. Liu, S. Xi, H. Kim, A. Kumar, J. Lee et al., Restructuring highly electron-deficient metal-metal oxides for boosting stability in acidic oxygen evolution reaction. *Nat. Commun.* **12**, 5676 (2021). <https://doi.org/10.1038/s41467-021-26025-0>
48. Y. Shi, B. Zhu, X. Guo, W. Li, W. Ma et al., MOF-derived metal sulfides for electrochemical energy applications. *Energy Storage Mater.* **51**, 840–872 (2022). <https://doi.org/10.1016/j.ensm.2022.07.027>
49. Y. Luo, G.-F. Chen, L. Ding, X. Chen, L.-X. Ding et al., Efficient electrocatalytic N₂ fixation with MXene under ambient conditions. *Joule* **3**, 279–289 (2019). <https://doi.org/10.1016/j.joule.2018.09.011>
50. Y. Chen, S. Li, S. Lin, M. Chen, C. Tang et al., Promising energy-storage applications by flotation of graphite ores: a review. *Chem. Eng. J.* **454**, 139994 (2023). <https://doi.org/10.1016/j.cej.2022.139994>
51. X. Zhao, F. Yin, N. Liu, G. Li, T. Fan et al., Highly efficient metal–organic-framework catalysts for electrochemical synthesis of ammonia from N₂ (air) and water at low temperature and ambient pressure. *J. Mater. Sci.* **52**, 10175–10185 (2017). <https://doi.org/10.1007/s10853-017-1176-5>
52. X. Yi, X. He, F. Yin, T. Yang, B. Chen et al., NH₂-MIL-88B-Fe for electrocatalytic N₂ fixation to NH₃ with high Faradaic efficiency under ambient conditions in neutral electrolyte. *J. Mater. Sci.* **55**, 12041–12052 (2020). <https://doi.org/10.1007/s10853-020-04777-2>
53. Y. Cao, P. Li, T. Wu, M. Liu, Y. Zhang, Electrocatalysis of N₂ to NH₃ by HKUST-1 with high NH₃ yield. *Chem. Asian J.* **15**, 1272–1276 (2020). <https://doi.org/10.1002/asia.201901714>
54. L. Zhao, X. Kuang, C. Chen, X. Sun, Z. Wang et al., Boosting electrocatalytic nitrogen fixation via energy-efficient anodic oxidation of sodium gluconate. *Chem. Commun.* **55**, 10170–10173 (2019). <https://doi.org/10.1039/C9CC04378K>

55. W. Xiong, X. Cheng, T. Wang, Y. Luo, J. Feng et al., $\text{Co}_3(\text{hexahydroxytriphenylene})_2$: a conductive metal-organic framework for ambient electrocatalytic N_2 reduction to NH_3 . *Nano Res.* **13**, 1008–1012 (2020). <https://doi.org/10.1007/s12274-020-2733-9>
56. Y. Fu, K. Li, M. Batmunkh, H. Yu, S. Donne et al., Unsaturated p-metal-based metal-organic frameworks for selective nitrogen reduction under ambient conditions. *ACS Appl. Mater. Interfaces* **12**, 44830–44839 (2020). <https://doi.org/10.1021/acscami.0c13902>
57. X. He, F. Yin, X. Yi, T. Yang, B. Chen et al., Defective UiO-66- NH_2 functionalized with stable superoxide radicals toward electrocatalytic nitrogen reduction with high Faradaic efficiency. *ACS Appl. Mater. Interfaces* **14**, 26571–26586 (2022). <https://doi.org/10.1021/acscami.1c23643>
58. P. Liu, P. Jing, X. Xu, B. Liu, J. Zhang, Structural reconstruction of Ce-MOF with active sites for efficient electrocatalytic N_2 reduction. *ACS Appl. Energy Mater.* **4**, 12128–12136 (2021). <https://doi.org/10.1021/acsaem.1c01656>
59. Y. Sun, B. Xia, S. Ding, L. Yu, S. Chen et al., Rigid two-dimensional indium metal-organic frameworks boosting nitrogen electroreduction at all pH values. *J. Mater. Chem. A* **9**, 20040–20047 (2021). <https://doi.org/10.1039/D1TA02684D>
60. M. Cong, X. Chen, K. Xia, X. Ding, L. Zhang et al., Selective nitrogen reduction to ammonia on iron porphyrin-based single-site metal-organic frameworks. *J. Mater. Chem. A* **9**, 4673–4678 (2021). <https://doi.org/10.1039/D0TA08741F>
61. H. He, H.-K. Li, Q.-Q. Zhu, C.-P. Li, Z. Zhang et al., Hydrophobicity modulation on a ferriporphyrin-based metal-organic framework for enhanced ambient electrocatalytic nitrogen fixation. *Appl. Catal. B-Environ.* **316**, 121673 (2022). <https://doi.org/10.1016/j.apcatb.2022.121673>
62. J. Duan, Y. Sun, S. Chen, X. Chen, C. Zhao, A zero-dimensional nickel, iron-metal-organic framework (MOF) for synergistic N_2 electrofixation. *J. Mater. Chem. A* **8**, 18810–18815 (2020). <https://doi.org/10.1039/D0TA05010E>
63. W. Li, W. Fang, C. Wu, K.N. Dinh, H. Ren et al., Bimetal-MOF nanosheets as efficient bifunctional electrocatalysts for oxygen evolution and nitrogen reduction reaction. *J. Mater. Chem. A* **8**, 3658–3666 (2020). <https://doi.org/10.1039/C9TA13473E>
64. Y. Yang, S. Wang, H. Wen, T. Ye, J. Chen et al., Nanoporous gold embedded ZIF composite for enhanced electrochemical nitrogen fixation. *Angew. Chem. Int. Ed.* **58**, 15362–15366 (2019). <https://doi.org/10.1002/anie.201909770>
65. X.-W. Lv, L. Wang, G. Wang, R. Hao, J.-T. Ren et al., ZIF-supported AuCu nanoalloy for ammonia electrosynthesis from nitrogen and thin air. *J. Mater. Chem. A* **8**, 8868–8874 (2020). <https://doi.org/10.1039/D0TA02832K>
66. H. He, Q.-Q. Zhu, Y. Yan, H.-W. Zhang, Z.-Y. Han et al., Metal-organic framework supported Au nanoparticles with organosilicone coating for high-efficiency electrocatalytic N_2 reduction to NH_3 . *Appl. Catal. B Environ.* **302**, 120840 (2022). <https://doi.org/10.1016/j.apcatb.2021.120840>
67. L. Wen, K. Sun, X. Liu, W. Yang, L. Li et al., Electronic state and microenvironment modulation of metal nanoparticles stabilized by MOFs for boosting electrocatalytic nitrogen reduction. *Adv. Mater.* (2023). <https://doi.org/10.1002/adma.202210669>
68. H.K. Lee, C.S.L. Koh, Y.H. Lee, C. Liu, I.Y. Phang et al., Favoring the unfavored: Selective electrochemical nitrogen fixation using a reticular chemistry approach. *Sci. Adv.* **4**, eaar3208 (2018). <https://doi.org/10.1126/sciadv.aar3208>
69. C.S.L. Koh, H.K. Lee, H.Y. Fan Sim, X. Han, G.C. Phan-Quang et al., Turning water from a hindrance to the promoter of preferential electrochemical nitrogen reduction. *Chem. Mater.* **32**, 1674–1683 (2020). <https://doi.org/10.1021/acs.chemmater.9b05313>
70. H.Y.F. Sim, J.R.T. Chen, C.S.L. Koh, H.K. Lee, X. Han et al., ZIF-induced d-band modification in a bimetallic nanocatalyst: achieving over 44% efficiency in the ambient nitrogen reduction reaction. *Angew. Chem. Int. Ed.* **59**, 16997–17003 (2020). <https://doi.org/10.1002/anie.202006071>
71. X. Zhang, A. Chen, L. Chen, Z. Zhou, 2D materials bridging experiments and computations for electro/photocatalysis. *Adv. Energy Mater.* **12**, 2003841 (2022). <https://doi.org/10.1002/aenm.202003841>
72. X. Liang, X. Ren, Q. Yang, L. Gao, M. Gao et al., A two-dimensional MXene-supported metal-organic framework for highly selective ambient electrocatalytic nitrogen reduction. *Nanoscale* **13**, 2843–2848 (2021). <https://doi.org/10.1039/D0NR08744K>
73. W.-Y. Xu, C. Li, F.-L. Li, J.-Y. Xue, W. Zhang et al., A hybrid catalyst for efficient electrochemical N_2 fixation formed by decorating amorphous MoS_3 nanosheets with MIL-101(Fe) nanodots. *Sci. China Chem.* **65**, 885–891 (2022). <https://doi.org/10.1007/s11426-021-1206-2>
74. J. Duan, D. Shao, X. He, Y. Lu, W. Wang, Model MoS_2 @ZIF-71 interface acts as a highly active and selective electrocatalyst for catalyzing ammonia synthesis. *Colloids Surf. Physicochem. Eng. Asp.* **619**, 126529 (2021). <https://doi.org/10.1016/j.colsurfa.2021.126529>
75. Y. Lv, Y. Wang, M. Yang, Z. Mu, S. Liu et al., Nitrogen reduction through confined electro-catalysis with carbon nanotube inserted metal-organic frameworks. *J. Mater. Chem. A* **9**, 1480–1486 (2021). <https://doi.org/10.1039/D0TA11797H>
76. S. Zhou, W. Pei, Y. Zhao, X. Yang, N. Liu et al., Low-dimensional non-metal catalysts: principles for regulating p-orbital-dominated reactivity. *Npj Comput. Mater.* **7**, 186 (2021). <https://doi.org/10.1038/s41524-021-00654-x>
77. Y. Liu, Y. Su, X. Quan, X. Fan, S. Chen et al., Facile ammonia synthesis from electrocatalytic N_2 reduction under ambient conditions on N-doped porous carbon. *ACS Catal.* **8**, 1186–1191 (2018). <https://doi.org/10.1021/acscatal.7b02165>
78. S. Mukherjee, D.A. Cullen, S. Karakalos, K. Liu, H. Zhang et al., Metal-organic framework-derived nitrogen-doped highly disordered carbon for electrochemical ammonia synthesis using N_2 and H_2O in alkaline electrolytes. *Nano Energy* **48**, 217–226 (2018). <https://doi.org/10.1016/j.nanoen.2018.03.059>



79. P. Song, L. Kang, H. Wang, R. Guo, R. Wang, Nitrogen (N), phosphorus (P)-codoped porous carbon as a metal-free electrocatalyst for N_2 reduction under ambient conditions. *ACS Appl. Mater. Interfaces* **11**, 12408–12414 (2019). <https://doi.org/10.1021/acsami.8b20472>
80. J. Wang, H. Huang, P. Wang, S. Wang, J. Li, N, S synergistic effect in hierarchical porous carbon for enhanced NRR performance. *Carbon* **179**, 358–364 (2021). <https://doi.org/10.1016/j.carbon.2021.04.045>
81. Z. Geng, Y. Liu, X. Kong, P. Li, K. Li et al., Achieving a record-high yield rate of $120.9 \mu\text{g}_{\text{NH}_3} \text{mg}_{\text{cat}}^{-1} \text{h}^{-1}$ for N_2 electrochemical reduction over Ru single-atom catalysts. *Adv. Mater.* **30**, 1803498 (2018). <https://doi.org/10.1002/adma.201803498>
82. H. Tao, C. Choi, L.-X. Ding, Z. Jiang, Z. Han et al., Nitrogen fixation by Ru single-atom electrocatalytic reduction. *Chem* **5**, 204–214 (2019). <https://doi.org/10.1016/j.chempr.2018.10.007>
83. F. Lü, S. Zhao, R. Guo, J. He, X. Peng et al., Nitrogen-coordinated single Fe sites for efficient electrocatalytic N_2 fixation in neutral media. *Nano Energy* **61**, 420–427 (2019). <https://doi.org/10.1016/j.nanoen.2019.04.092>
84. R. Zhang, L. Jiao, W. Yang, G. Wan, H.-L. Jiang, Single-atom catalysts templated by metal–organic frameworks for electrochemical nitrogen reduction. *J. Mater. Chem. A* **7**, 26371–26377 (2019). <https://doi.org/10.1039/C9TA10206J>
85. Y. Liu, Z. Zhao, W. Wei, X. Jin, G. Wang et al., Single-atom Fe-N₄ on a carbon substrate for nitrogen reduction reaction. *ACS Appl. Nano Mater.* **4**, 13001–13009 (2021). <https://doi.org/10.1021/acsanm.1c02108>
86. Y. Liu, Q. Xu, X. Fan, X. Quan, Y. Su et al., Electrochemical reduction of N_2 to ammonia on Co single atom embedded N-doped porous carbon under ambient conditions. *J. Mater. Chem. A* **7**, 26358–26363 (2019). <https://doi.org/10.1039/C9TA10382A>
87. Y. Gao, Z. Han, S. Hong, T. Wu, X. Li et al., ZIF-67-derived cobalt/nitrogen-doped carbon composites for efficient electrocatalytic N_2 reduction. *ACS Appl. Energy Mater.* **2**, 6071–6077 (2019). <https://doi.org/10.1021/acsaeem.9b01135>
88. S. Mukherjee, X. Yang, W. Shan, W. Samarakoon, S. Karakalos et al., Atomically dispersed single Ni site catalysts for nitrogen reduction toward electrochemical ammonia synthesis using N_2 and H_2O . *Small Methods* **4**, 1900821 (2020). <https://doi.org/10.1002/smt.201900821>
89. Z. Xi, K. Shi, X. Xu, P. Jing, B. Liu et al., Boosting Nitrogen reduction reaction via electronic coupling of atomically dispersed bismuth with titanium nitride nanorods. *Adv. Sci.* **9**, 2104245 (2022). <https://doi.org/10.1002/advs.202104245>
90. Z. Zhang, K. Yao, L. Cong, Z. Yu, L. Qu et al., Facile synthesis of a Ru-dispersed N-doped carbon framework catalyst for electrochemical nitrogen reduction. *Catal. Sci. Technol.* **10**, 1336–1342 (2020). <https://doi.org/10.1039/C9CY02500F>
91. A. Liu, X. Liang, Q. Yang, X. Ren, M. Gao et al., Metal-organic-framework-derived cobalt-doped carbon material for electrochemical ammonia synthesis under ambient conditions. *ChemElectroChem* **7**, 4900–4905 (2020). <https://doi.org/10.1002/celec.202001332>
92. F. Yin, X. Lin, X. He, B. Chen, G. Li et al., High Faraday efficiency for electrochemical nitrogen reduction reaction on Co@N-doped carbon derived from a metal-organic framework under ambient conditions. *Mater. Lett.* **248**, 109–113 (2019). <https://doi.org/10.1016/j.matlet.2019.04.011>
93. Y. Wang, X. Cui, J. Zhao, G. Jia, L. Gu et al., Rational design of Fe–N/C hybrid for enhanced nitrogen reduction electrocatalysis under ambient conditions in aqueous solution. *ACS Catal.* **9**, 336–344 (2019). <https://doi.org/10.1021/acscatal.8b03802>
94. F. Wang, L. Zhang, T. Wang, F. Zhang, Q. Liu et al., In situ derived Bi nanoparticles confined in carbon rods as an efficient electrocatalyst for ambient N_2 reduction to NH_3 . *Inorg. Chem.* **60**, 7584–7589 (2021). <https://doi.org/10.1021/acs.inorgchem.1c01130>
95. Q. Wu, Y. Sun, Q. Zhao, H. Li, Z. Ju et al., Bismuth stabilized by ZIF derivatives for electrochemical ammonia production: Proton donation effect of phosphorus dopants. *Nano Res.* **16**, 4574–4581 (2023). <https://doi.org/10.1007/s12274-022-4765-9>
96. M. Ma, X. Han, H. Li, X. Zhang, Z. Zheng et al., Tuning electronic structure of PdZn nanocatalyst via acid-etching strategy for highly selective and stable electrolytic nitrogen fixation under ambient conditions. *Appl. Catal. B Environ.* **265**, 118568 (2020). <https://doi.org/10.1016/j.apcatb.2019.118568>
97. L. Cong, K. Yao, S. Zhang, Z. Zhang, Z. Yu et al., Facile synthesis of bimetallic N-doped carbon hybrid material for electrochemical nitrogen reduction. *J. Energy Chem.* **59**, 715–720 (2021). <https://doi.org/10.1016/j.jechem.2020.12.012>
98. Y. Zhang, J. Hu, C. Zhang, Y. Liu, M. Xu et al., Bimetallic Mo–Co nanoparticles anchored on nitrogen-doped carbon for enhanced electrochemical nitrogen fixation. *J. Mater. Chem. A* **8**, 9091–9098 (2020). <https://doi.org/10.1039/D0TA01565B>
99. S. Chen, H. Jang, J. Wang, Q. Qin, X. Liu et al., Bimetallic metal–organic framework-derived MoFe-PC microspheres for electrocatalytic ammonia synthesis under ambient conditions. *J. Mater. Chem. A* **8**, 2099–2104 (2020). <https://doi.org/10.1039/C9TA10524G>
100. C. Ma, D. Liu, Y. Zhang, J. Yong Lee, J. Tian et al., MOF-derived $Fe_2O_3@MoS_2$: An efficient electrocatalyst for ammonia synthesis under mild conditions. *Chem. Eng. J.* **430**, 132694 (2022). <https://doi.org/10.1016/j.cej.2021.132694>
101. X. Wang, Z. Feng, B. Xiao, J. Zhao, H. Ma et al., Polyoxometalate-based metal–organic framework-derived bimetallic hybrid materials for upgraded electrochemical reduction of nitrogen. *Green Chem.* **22**, 6157–6169 (2020). <https://doi.org/10.1039/D0GC01149E>
102. J. Duan, D. Shao, W. Wang, D. Zhang, C. Li, Strongly coupled molybdenum phosphide@phosphorus-doped porous carbon derived from MOF used in N_2 electroreduction under

- ambient conditions. *Microporous Mesoporous Mater.* **313**, 110852x (2021). <https://doi.org/10.1016/j.micromeso.2020.110852>
103. Z. Feng, G. Li, X. Wang, C.J. Gómez-García, J. Xin et al., FeS₂/MoS₂@RGO hybrid materials derived from polyoxomolybdate-based metal-organic frameworks as high-performance electrocatalyst for ammonia synthesis under ambient conditions. *Chem. Eng. J.* **445**, 136797 (2022). <https://doi.org/10.1016/j.cej.2022.136797>
104. T. Wu, X. Zhu, Z. Xing, S. Mou, C. Li et al., Greatly Improving electrochemical N₂ reduction over TiO₂ nanoparticles by iron doping. *Angew. Chem. Int. Ed.* **58**, 18449–18453 (2019). <https://doi.org/10.1002/anie.201911153>
105. Q. Qin, Y. Zhao, M. Schmallegger, T. Heil, J. Schmidt et al., Enhanced electrocatalytic N₂ reduction via partial anion substitution in titanium oxide-carbon composites. *Angew. Chem. Int. Ed.* **58**, 13101–13106 (2019). <https://doi.org/10.1002/anie.201906056>
106. S. Luo, X. Li, M. Wang, X. Zhang, W. Gao et al., Long-term electrocatalytic N₂ fixation by MOF-derived Y-stabilized ZrO₂: Insight into the deactivation mechanism. *J. Mater. Chem. A* **8**, 5647–5654 (2020). <https://doi.org/10.1039/D0TA01154A>
107. S. Luo, X. Li, B. Zhang, Z. Luo, M. Luo, MOF-derived Co₃O₄@NC with core-shell structures for N₂ electrochemical reduction under ambient conditions. *ACS Appl. Mater. Interfaces* **11**, 26891–26897 (2019). <https://doi.org/10.1021/acsami.9b07100>
108. S. Luo, X. Li, W. Gao, H. Zhang, M. Luo, An MOF-derived C@NiO@Ni electrocatalyst for N₂ conversion to NH₃ in alkaline electrolytes. *Sustain. Energy Fuels* **4**, 164–170 (2020). <https://doi.org/10.1039/C9SE00691E>
109. L. Wen, X. Li, R. Zhang, H. Liang, Q. Zhang et al., Oxygen vacancy engineering of MOF-derived Zn-doped Co₃O₄ nanopolyhedrons for enhanced electrochemical nitrogen fixation. *ACS Appl. Mater. Interfaces* **13**, 14181–14188 (2021). <https://doi.org/10.1021/acsami.0c22767>
110. K. Ye, Z. He, F. Wu, Y. Wang, L. Wang et al., Carbon nitride-supported CuCeO₂ composites derived from bimetal MOF for efficiently electrocatalytic nitrogen fixation. *Int. J. Hydrog. Energy* **46**, 35319–35329 (2021). <https://doi.org/10.1016/j.ijhydene.2021.08.097>
111. Y. Hou, N. Deng, F. Han, X. Kuang, X. Zheng, Highly efficient urea-anodizing to promote the electrochemical nitrogen reduction process. *Catal. Sci. Technol.* **10**, 7819–7823 (2020). <https://doi.org/10.1039/D0CY01803A>
112. P. Wei, H. Xie, X. Zhu, R. Zhao, L. Ji et al., CoS₂ nanoparticles-embedded N-doped carbon nanobox derived from ZIF-67 for electrocatalytic N₂-to-NH₃ fixation under ambient conditions. *ACS Sustain. Chem. Eng.* **8**, 29–33 (2020). <https://doi.org/10.1021/acssuschemeng.9b06272>
113. P.-Y. Liu, K. Shi, W.-Z. Chen, R. Gao, Z.-L. Liu et al., Enhanced electrocatalytic nitrogen reduction reaction performance by interfacial engineering of MOF-based sulfides FeNi₂S₄/NiS hetero-interface. *Appl. Catal. B Environ.* **287**, 119956 (2021). <https://doi.org/10.1016/j.apcatb.2021.119956>
114. X. Wu, Z. Wang, Y. Han, D. Zhang, M. Wang et al., Chemically coupled NiCoS/C nanocages as efficient electrocatalysts for nitrogen reduction reactions. *J. Mater. Chem. A* **8**, 543–547 (2020). <https://doi.org/10.1039/C9TA10142J>
115. W. Guo, Z. Liang, J. Zhao, B. Zhu, K. Cai et al., Hierarchical cobalt phosphide hollow nanocages toward electrocatalytic ammonia synthesis under ambient pressure and room temperature. *Small Methods* **2**, 1800204 (2018). <https://doi.org/10.1002/smt.201800204>
116. J. Li, X. Lu, J. Huang, K. Guo, C. Xu, MOF-derived Cu₃P nanoparticles coated with N-doped carbon for nitrogen fixation. *Chem. Commun.* **58**, 2678–2681 (2022). <https://doi.org/10.1039/D1CC06762A>
117. X. Zhang, Y. Wang, C. Liu, Y. Yu, S. Lu et al., Recent advances in non-noble metal electrocatalysts for nitrate reduction. *Chem. Eng. J.* **403**, 126269 (2021). <https://doi.org/10.1016/j.cej.2020.126269>
118. P.H. van Langevelde, I. Katsounaros, M.T.M. Koper, Electrocatalytic nitrate reduction for sustainable ammonia production. *Joule* **5**, 290–294 (2021). <https://doi.org/10.1016/j.joule.2020.12.025>
119. J. Sun, W. Gao, H. Fei, G. Zhao, Efficient and selective electrochemical reduction of nitrate to N₂ by relay catalytic effects of Fe-Ni bimetallic sites on MOF-derived structure. *Appl. Catal. B Environ.* **301**, 120829 (2022). <https://doi.org/10.1016/j.apcatb.2021.120829>
120. Y. Lv, J. Su, Y. Gu, B. Tian, J. Ma et al., Atomically precise integration of multiple functional motifs in catalytic metal-organic frameworks for highly efficient nitrate electroreduction. *JACS Au* **2**, 2765–2777 (2022). <https://doi.org/10.1021/jacsau.2c00502>
121. X. Zhu, H. Huang, H. Zhang, Y. Zhang, P. Shi et al., Filling mesopores of conductive metal-organic frameworks with Cu clusters for selective nitrate reduction to ammonia. *ACS Appl. Mater. Interfaces* **14**, 32176–32182 (2022). <https://doi.org/10.1021/acsami.2c09241>
122. M. Jiang, J. Su, X. Song, P. Zhang, M. Zhu et al., Interfacial reduction nucleation of noble metal nanodots on redox-active metal-organic frameworks for high-efficiency electrocatalytic conversion of nitrate to ammonia. *Nano Lett.* **22**, 2529–2537 (2022). <https://doi.org/10.1021/acs.nanolett.2c00446>
123. J. Qin, K. Wu, L. Chen, X. Wang, Q. Zhao et al., Achieving high selectivity for nitrate electrochemical reduction to ammonia over MOF-supported Ru_xO_y clusters. *J. Mater. Chem. A* **10**, 3963–3969 (2022). <https://doi.org/10.1039/D1TA09441F>
124. J. Li, G. Zhan, J. Yang, F. Quan, C. Mao et al., Efficient ammonia electrosynthesis from nitrate on strained ruthenium nanoclusters. *J. Am. Chem. Soc.* **142**, 7036–7046 (2020). <https://doi.org/10.1021/jacs.0c00418>
125. T. Zhu, Q. Chen, P. Liao, W. Duan, S. Liang et al., Single-atom Cu catalysts for enhanced electrocatalytic nitrate reduction with significant alleviation of nitrite production. *Small* **16**, 2004526 (2020). <https://doi.org/10.1002/sml.202004526>
126. Y. Liu, B. Deng, K. Li, H. Wang, Y. Sun et al., Metal-organic framework derived carbon-supported bimetallic



- copper-nickel alloy electrocatalysts for highly selective nitrate reduction to ammonia. *J. Colloid Interface Sci.* **614**, 405–414 (2022). <https://doi.org/10.1016/j.jcis.2022.01.127>
127. S. Zhang, M. Li, J. Li, Q. Song, X. Liu, High-ammonia selective metal–organic framework–derived Co-doped Fe/Fe₂O₃ catalysts for electrochemical nitrate reduction. *Proc. Natl. Acad. Sci.* **119**, e2115504119 (2022). <https://doi.org/10.1073/pnas.2115504119>
128. X.-Y. Ji, K. Sun, Z.-K. Liu, X. Liu, W. Dong et al., Identification of dynamic active sites among Cu species derived from MOFs@CuPc for electrocatalytic nitrate reduction reaction to ammonia. *Nano-Micro Lett.* **15**, 110 (2023). <https://doi.org/10.1007/s40820-023-01091-9>
129. H. Mai, T.C. Le, D. Chen, D.A. Winkler, R.A. Caruso, Machine learning for electrocatalyst and photocatalyst design and discovery. *Chem. Rev.* **122**, 13478–13515 (2022). <https://doi.org/10.1021/acs.chemrev.2c00061>
130. X. Liu, L. Zheng, C. Han, H. Zong, G. Yang et al., Identifying the activity origin of a cobalt single-atom catalyst for hydrogen evolution using supervised learning. *Adv. Funct. Mater.* **31**, 2100547 (2021). <https://doi.org/10.1002/adfm.202100547>
131. A. Radwan, H. Jin, D. He, S. Mu, Design engineering, synthesis protocols, and energy applications of MOF-derived electrocatalysts. *Nano-Micro Lett.* **13**, 132 (2021). <https://doi.org/10.1007/s40820-021-00656-w>
132. N.Q. Tran, L.T. Duy, D.C. Truong, B.T. Nguyen Le, B.T. Phan et al., Efficient ammonia synthesis via electroreduction of nitrite using single-atom Ru-doped Cu nanowire arrays. *Chem. Commun.* **58**, 5257–5260 (2022). <https://doi.org/10.1039/D2CC00331G>
133. D. Zhao, J. Liang, J. Li, L. Zhang, K. Dong et al., A TiO_{2-x} nanobelt array with oxygen vacancies: An efficient electrocatalyst toward nitrite conversion to ammonia. *Chem. Commun.* **58**, 3669–3672 (2022). <https://doi.org/10.1039/D2CC00856D>
134. Q. Liu, G. Wen, D. Zhao, L. Xie, S. Sun et al., Nitrite reduction over Ag nanoarray electrocatalyst for ammonia synthesis. *J. Colloid Interface Sci.* **623**, 513–519 (2022). <https://doi.org/10.1016/j.jcis.2022.04.173>
135. L. Ouyang, X. Fan, Z. Li, X. He, S. Sun et al., High-efficiency electroreduction of nitrite to ammonia on a Cu@TiO₂ nanobelt array. *Chem. Commun.* **59**, 1625–1628 (2023). <https://doi.org/10.1039/D2CC06261E>
136. X. Zhang, Y. Wang, Y. Wang, Y. Guo, X. Xie et al., Recent advances in electrocatalytic nitrite reduction. *Chem. Commun.* **58**, 2777–2787 (2022). <https://doi.org/10.1039/D1CC06690K>
137. B. Huang, B. Chen, G. Zhu, J. Peng, P. Zhang et al., Electrochemical ammonia synthesis via NO reduction on 2D-MOF. *ChemPhysChem* (2022). <https://doi.org/10.1002/cphc.202100785>
138. B.H.R. Suryanto, H.-L. Du, D. Wang, J. Chen, A.N. Simonov et al., Challenges and prospects in the catalysis of electroreduction of nitrogen to ammonia. *Nat. Catal.* **2**, 290–296 (2019). <https://doi.org/10.1038/s41929-019-0252-4>