

UC San Diego

UC San Diego Previously Published Works

Title

How Do Public Goods Providers Play Public Goods Games?

Permalink

<https://escholarship.org/uc/item/2fr1q8mz>

Journal

Legislative Studies Quarterly, 40(2)

ISSN

0362-9805

Authors

Butler, Daniel M

Kousser, Thad

Publication Date

2015-05-01

DOI

10.1111/lsq.12073

Peer reviewed

DANIEL M. BUTLER
Washington University in St. Louis
THAD KOUSSER
UC San Diego and Flinders University

How Do Public Goods Providers Play Public Goods Games?

We study how policymakers play public goods games, and how their behavior compares to the typical subjects we study, by conducting parallel experiments on college undergraduates and American state legislators. We find that the legislators play public goods games more cooperatively and more consistently than the undergraduates. Legislators are also less responsive to treatments that involve social elements but are more likely to respond to additional information that they receive. Further, legislators' fixed characteristics explain much of the variation in how legislators play the game. We discuss the implications of these findings for understanding how institutions affect the provision of public goods.

An extensive and fruitful literature has used laboratory experiments to learn about levels of public goods provisions. These studies have produced important theoretical insights and practical solutions to significant problems (e.g., Buchan et al. 2009; Hamman, Weber, and Woon 2011; Milinski et al. 2006; Ostrom, Walker, and Gardner 1992, 1994). Public goods experiments have yielded powerful insights because these researchers have been able to directly manipulate the institutions in the study and thus assess the causal impact of institutional variations that are observed in the real world.

In practice, researchers typically recruit undergraduates to participate in these lab experiments; even researchers who want to make inferences about the behavior of elites typically draw participants from undergraduate subject pools.¹ This is a reasonable approach. It is more convenient to recruit students, and they provide a baseline for how intelligent and educated but otherwise ordinary human beings will act.

However, these undergraduates provide only a baseline (Kam, Wilking, and Zechmeister 2007; Sears 1986). In practice we often want to make inferences, based on lab experiments, about how *elites* would act. Our review of recent lab experiments in the next section

shows that many researchers, especially those studying how institutions affect individuals' interactions, explicitly draw conclusions about elite behavior from their work. This is not surprising—the ability to vary institutions is a great advantage of lab experimentation and scholars are interested in learning how institutions affect elites' behavior. Even when authors do not directly draw these conclusions, readers are interested in thinking about such conclusions. For example, are the studies showing how deliberation affects levels of cooperation among students (Ostrom, Walker, and Gardner 1992, 1994) likely to equally apply to elites?

In order to answer questions like this, we must learn whether and how elites' behavior differs from those of standard subject pools. Are they more or less selfish? Are they more or less strategic? Are they more or less responsive to institutional changes that affect interactions with others? By answering such questions, we can learn when and how to draw inferences about elites based on the play of undergraduates and thereby make the most of lab experiments.

We provide some tentative insights into these questions by presenting the results of two parallel public goods experiments: one conducted with 37 elected officials from 12 American state legislatures and the other conducted with 31 university undergraduates. The rules, experimental manipulations, and incentives for the players were identical in both games. This allows us to make a preliminary study into how these lawmakers and college students play public goods games and how they respond to rule changes in the game. Along some dimensions we find important differences between the two groups.

Are these differences due to the fact that they hold elective office, or due to their ages, career backgrounds, or any of the other ways in which they differ from undergraduates? Without embarking on a larger research program, we cannot isolate the impact of each part of the bundle of attributes that differentiates students from legislators. We do not claim to identify the causal impact of winning an election. Our purpose, rather, is to explore how elected officials play public good games under various rules, compare their behavior with the undergraduates commonly used in experimental samples, and see whether enough important differences emerge to justify more research aimed at moving, in Kam, Wilking, and Zechmeister's (2007) words, "Beyond the 'Narrow Data Base'."

The experiment itself is modeled after conventional public goods games (see Chaudhuri 2011). In the basic version of the game, players first decide how much to withdraw from a group resource for themselves. The remaining amount is then doubled and shared equally among all players in the group. Like all public goods games, and the prisoner's

dilemma, group welfare is maximized when everyone cooperates by not withdrawing anything from the group fund. This is difficult to achieve, however, because everyone's best response is to deviate and take as much as they can for themselves.

For our experiments, we had the participants play different versions of the game. These different versions are analogous to institutional design rules that have been implemented or proposed in actual state legislatures. Specifically, we varied (1) whether participants are given a chance to deliberate about what should be done, (2) whether participants will play only once together or if they know they will have the chance to play repeatedly with the same players, and (3) whether all participants share the same information or if some are only given part of the information.

How do the elected officials and college students play this game, and how do they react to the experimental treatments? First, we find that the elected officials play the game more cooperatively than the college students. While this is the general pattern, we do see some instances of legislators taking the maximum amount possible, a behavior that we never observe among students.

Second, the legislators and students respond to different types of treatments. Deliberation, for example, causes students to act more cooperatively but does not significantly affect legislators' behavior. Our results from the student population confirm the seminal findings from Ostrom, Walker, and Gardner (1992, 1994): deliberation can facilitate cooperation among students. However, and to the very point of this article, deliberation does not cause the policymakers in our study to change their behavior.

On the other hand, when we provided some players with exclusive information about how the payoffs would change, the legislators responded differently than the students. Sample selection strongly influences the results we find. As a discipline, the more our samples reflect the population we want to learn about, the more informative our studies will be. The best way to learn about elites is to study elites (see Grose 2014).

Third, we find that much of the variation in how legislators play is explained by the characteristics of the legislators themselves. Individual fixed effects explain 53% of the variation in legislators' contribution levels to the public goods but only 28% of the variation in students' contribution levels. Exploring this individual variation further, we find that members of the minority party, Democratic legislators, and those who are married contribute more to the public good in the game. Overall, our *preliminary* results show that elected officials may be more prosocial,

less reactive to changing institutional structures, and more likely to be guided by their personal traits and life experiences.

A Review of Recent Published Lab Experiments

Before describing our experimental design in greater depth, we provide a broad overview of how lab experiments are used in political science and lay out expectations about how our student and elite populations are likely to behave differently. Box 1 provides an overview of the lab experiments published in the *American Political Science Review*, the *American Journal of Political Science*, the *Journal of Politics*, and *Legislative Studies Quarterly* during the period 2002–12. Our review is based on the 51 articles using lab experiments that were published in these outlets during this period.² Thirty-seven of those articles (about 73%) used samples of college students. Twenty-nine of those articles (about 56% of the sample) were lab experiments that did not involve any interaction between participants. The vast majority of these 29 articles reported on experiments that exposed the lab participants to either a putative newspaper article or television segment. The participants read or watched the relevant media, part of which had been experimentally manipulated, and then answered survey questions. The majority of these studies were aimed at understanding the behavior of the mass public. Only 10% of these articles (three out of 29) tried to extrapolate to the behavior of elites.

Box 1. Review of articles in the APSR, AJPS, and JOP, 2002–12

Total number of articles using lab experiments:	51
Lab experiments without interactions between participants:	29
Extrapolated results to elite behavior:	3
Did not make inferences to elite behavior:	26
Lab experiments involving interactions between participants:	22
Extrapolated results to elite behavior:	11
Did not make inferences to elite behavior:	11

By contrast, the researchers conducting experiments that involved interactions between participants were more likely to extrapolate from their results to make claims about the behavior of public officials. Half (11 out of 22) of the articles that involved participants interacting with each other in some way used the results of their study to make causal claims about the behavior of elites. Often these claims involved the likely influence of institutional change on politicians' behavior. For

example, Battaglini, Nunnari, and Palfrey (2012) use experiments with 90 Caltech students to answer “two main questions: Do legislatures provide public goods efficiently in a dynamic setting? To what extent does this efficiency depend on the voting rule adopted by the floor?” (422).

While many researchers use their experiments to make inferences about the behavior of elites, we were actually surprised that more researchers were not doing research in this vein. One of the great advantages of lab experiments, in particular, is that it allows researchers to directly manipulate the institutional context—something that typically cannot be done in the real world (Grose 2014). Researchers who are able to manipulate the institutions in the lab setting so that they mimic the institutional variation observed in the real world have the potential to learn about how institutions affect public officials’ behavior.

Why Legislators and College Students Might Distribute Public Goods Differently

Perhaps one reason that more researchers are not using lab experiments to study how institutions affect the behavior of elite actors is that there are questions about whether students’ behavior can be used to make inferences about the behavior of elite actors. It is unclear whether undergraduates’ behavior can inform us about the behavior of elite policy makers (McDermott 2002, 2013). Because we do not know how students and elites differ in how they act in the lab, we do not know how we should extrapolate results from lab experiments in making inferences about policy makers.

There are actually several differences between students and legislators, all of which might lead the two groups to behave differently. In this study, we are exploring how this bundle of differences shapes behavior. Accordingly, our discussion here draws on these various differences, reflecting our approach of looking at how the bundle of attributes that distinguish students and legislators shapes behavior.

One thing that differentiates legislators is that they have office-holding experience. Enemark and colleagues explore the impact of office-holding experience by using a regression-discontinuity design that compares the behavior of political candidates who just won office to those who just lost office (Enemark et al. 2013). Based on their results, they conclude that holding office causes individuals to play a “Trust” game, which can lead them to be more cooperative.³ With this earlier result in mind, we test whether the students in our study take more for themselves compared to the legislators.

Of course, students might withdraw more from the public pot for themselves for other reasons. For example, one reader pointed out to us that at least some of the legislators in our study were more likely to know each other and were more likely to expect to interact in bargaining situations in the future because they came from the same legislative chamber. Thus legislators might act more generously simply because they have an on-going relationship and not because of their previous legislative experience.

Another difference is that students and legislators are at different stages in their life cycle. While undergraduates are typically around 20 years of age, the average age of the legislators in our sample was 53. The youngest legislator in our sample was still 30 years old, a decade older than most undergraduates. Previous results suggest that younger people are systematically more compliant (Sears 1986). They also have less life experience, and individuals with less experience are less stable in their preferences and more susceptible to manipulation (List 2003). Because of these dynamics, students may be more likely to change their behavior across the rounds of the game. In the analysis, we compare the difference, for students versus legislators, in the variance of individual-level play across the rounds.

Finally, research suggests that peers have a bigger influence on young people (Sears 1986). Consequently, we wanted to test whether students—who are younger—are more influenced by mechanisms that increase the importance of peer influence on individual play. One way in which peers can have a greater influence is when individuals are allowed to deliberate about what the group should do. For this reason, we test to see whether deliberation has a bigger impact on students than it does on legislators. For similar reasons, we look at whether the prospect of playing a repeated game with the same group affects students and legislators differently. If students are more sensitive to treatments that leverage peer influence, then the prospect of playing with the same people repeatedly may affect their behavior more.

Here again, however, the legislators are more likely to be part of an on-going social network. The desire to please that network may cause legislators to be more sensitive to peer influence, thus counteracting the effects of differences in age. These different forces emphasize the importance of looking at these outcomes and at the same time make it hard to predict how the groups should behave.

As this discussion highlights, our research design does not allow us to pinpoint what is causing any of the differences we observe in how the two samples play the game. Instead our goal is simply to use the experiments to see if these two groups behave differently at all.

Our Public Goods Game: Participants, Structure, and Manipulations

Working with State Legislators

We ran parallel experiments on a group of state legislators and a group of undergraduate students. (See the online supplementary appendix for a full description of the protocols used in both experiments.) We gained access to the state legislators in our sample by working with the Council of State Governments to plan a session for their “Western Legislative Academy.” Founded in 1933, the Council is an organization that works with all three branches of government across the American states to foster “the exchange of insights and ideas to help state officials shape public policy.”⁴ Its Western Legislative Academy is a three-and-a-half day training program that brings together three legislators from each of 13 western states. While all of the legislators attending the Academy are in their first four years of service, states generally send lawmakers who are tabbed for future leadership positions. The Academy has trained 488 legislators since 2000, with 69% of those who still serve in state legislature doing so in caucus or committee leadership positions. Additionally, five alumni now serve in the House of Representatives and two in the US Senate.⁵

We conducted our experiment with the 37 attendees at the 2012 Western Legislative Academy, held in Colorado Springs, Colorado, November 13–16. All attendees were elected legislators from one of 12 western states.⁶ Our sample included 20 Republicans and 17 Democrats, with 24 being members of the majority party⁷ in their house and 13 members of the minority party. Because the Academy draws legislators from a broad range of states, our sample includes Republicans who were in the majority in their houses and Republicans who were in the minority, along with Democrats of both types. Thirty of the legislators were men, and seven were women. Eight of the legislators served in houses where term limits were in effect, and our participants served on an average of 3.83 committees.

While working with the Council of State Governments afforded us the great opportunity of working with serving legislators, it also constrained how we conducted the experiment in ways that affect the interpretation of the results. For example, we could not directly pay the legislators based on their performance in the game per the rules of the Academy. By contrast, it is standard protocol for economic-style lab experiments to pay participants based on their performance as a way to incentivize them to act selfishly (although see Morton 2012).

Researchers use these incentives and the rules of the game to capture the key tension between the individual's interest and those of the group. Given the constraint that we could not pay legislators, we tried to provide a similar incentive by having legislators play for a public university of their choosing, with the idea that this is similar to legislators acting on behalf of their district. However, this design choice may have affected the results by making the payoff less salient (because the legislators were not seeking a personal benefit). It is also the case that having the legislators play for a university might have lead them to play less selfishly because they were simply maximizing the total amount paid to all universities and not necessarily just their own. Readers interested in learning more about the importance of incentives in experiments can read chapter 10 in Morton and Williams (2010; see also Morton 2012).

Another issue is that legislators learned about the purpose of the study in advance. As part of their program, the Western Legislative Academy prepares a description of each workshop. We were required to describe the project, with the program containing the following description about our panel:

“The Budget Game: Building Trust and Cooperation inside 21st Century Legislatures”

In this session legislators will play a fast-moving, interactive budget game designed to highlight the difficulty of building cooperation inside a legislature. The game will challenge you to identify ways to gain each other's trust. After the game is over, you will be debriefed and learn practical applications for real legislatures as you strive to build trust and cooperation in your statehouses.”

Then, during the session with the legislators, we presented a slideshow that discussed the importance of cooperation for a few minutes and then explained how the game was to be played. Telling the subjects that the experiment is about cooperation is potentially problematic because it puts them on notice and may have lead them to behave more cooperatively because of a desire to meet our expectations. In other words, this information may have lead legislators to act so that they could be perceived as cooperative in order to be viewed as good legislators.

Because of these changes from the standard protocol, the results of our study cannot be compared to results from previous public goods games. The deviations in the protocol, and not the sample, may be responsible for the observed differences in play.

Because we wanted to observe how a population of students would in fact act if playing a similar version, we worked with the Behavioral

Lab at Yale University to conduct a parallel experiment with participants from their subject pool in a university laboratory setting. In April of 2013, after receiving approval to administer the experiment from the Human Subjects Committee, we conducted the game with 31 participants. Like their legislative counterparts, the students participating in the experiment at Yale University also played for a public university of their choice. Thus students and legislators were provided with the same reward based on their performance.

However, not all aspects of the design were perfectly the same. As noted above, the legislators had binders that included a description of the session in advance. Our student participants were told in the email asking for participants that they would be playing the “budget game”; they were not told in that email that it was designed to learn about cooperation. However, the students viewed the same slideshow and received the same instruction as the legislators, including a discussion lasting a few minutes about the important role of cooperation, before they played the game. (See the appendix for a full description of the experimental protocol.) Thus before playing, both groups learned that the exercise was meant to learn about cooperation. Still, the legislators had longer to consider that description (and to be influenced by it), which may have made them more cooperative. This difference should be kept in mind when evaluating the results.

Basic Structure of the Game

Both in New Haven, CT and in Colorado Springs, CO, participants began the game by sitting down at tables with four or five participants and receiving a packet of instructions. In both cases, we described the game’s basic rules and showed how payoffs would be calculated. We then explained key elements of a written consent form and gave participants time to read and sign it. As noted above, all participants played for a public university of their choosing. We informed players that every 100 points they earned in the game would translate into one dollar for the general scholarship fund of their chosen university, with an expected total contribution, including all of the participants in the group, of about \$1,000. Although these rewards are not as large as those given in the real-world political context, they injected a level of competitiveness into the room in each setting.

While the basic version of the game was adapted from classic public goods games (Chaudhuri 2011), we had to adapt the standard protocol to meet the needs of the Western Legislative Academy (see the

discussion in the previous section). The instructions for the basic version of the game read as follows:

In each game, each table will start with a “table fund” that has a value equal to the number of players multiplied by 100. Thus if there are 5 players, the table fund will be equal to 500 and if there are 4 players the table fund will be equal to 400. Each of you will be asked to choose an amount between 0 and 100 that you will take from the table fund. You will keep all the money you take from the table fund. We will then double the amount left in the table fund for your table and divide the resulting total equally among *all* players at your table.

Example with Five Players:

Player	Amount Taken from Table Fund
Player 1	100
Player 2	50
Player 3	80
Player 4	20
Player 5	0

Total in table fund initially: 500

Total in table fund after players make choices = 250

Amount distributed from table fund = 500 (i.e., 250×2)

Final Payout for Each Player:

Player	Amount Directly Taken from Fund	Amount from Table Fund	Total Amount
Player 1	0	100	100
Player 2	50	100	150
Player 3	20	100	120
Player 4	80	100	180
Player 5	100	100	200

After participants read the example of how players could behave and what payoffs they would earn—and thus seeing that the player who took the most from the table fund earned the largest final payoff—they played one practice round. After practicing, each participant followed the instructions on the information packet to go to a randomly assigned table. Players then began the first of the six periods, with each period bringing a different version of the game. After finishing each version of the games, players were instructed to move to another randomly assigned table. Before the first period began, we told them that they

would be moving to a new table with a different set of players after finishing each game.

These six periods were composed of three sets of paired games, each of which gives us the opportunity to compare how players behaved in a “control” and a “treatment” version of the game that manipulated one key characteristic (described in the next section). We took this approach in order to maximize the power of our study, given the small sample size; instead of splitting the sample between treatment and control groups, each player played all versions of the game. Significantly, we alternated the order of play for each pair of games across participants. For instance, half of the participants played the “basic” (control) version of the game in the first period and then the “deliberation” (treatment) version in the second period, at a different table with other players who were on the same schedule. The other half of the participants played the “deliberation” version first and then the “basic” version in the second period at different tables. Participants were also randomized into different schedules during periods 1, 3, and 5. In other words, treatment assignment period 1 did not affect treatment assignment order in periods 3–6.

We employed this within-subject design so that we could use participants as their own counterfactuals. Our randomization into two different schedules ensures that treatment, within the paired treatments that we compare, is independent of the order of play and player history.

Experimental Manipulations

Our first pair of games was designed to test the impact of a stylized form of deliberation by prompting players to reveal and discuss how much they planned to take from the collective pot before making a final decision. None of the payoffs of the game changed; all of the observed differences in how much players took for themselves resulted from the revelation, the discussion, and the social dynamics that emerged over the course of four minutes. In order to isolate the impact of this form of deliberation, we had participants engage in both the “basic” and the “deliberation” versions of the game with different sets of partners during the first two periods of play. (Again, half of our sample played the control version of the game first, while the other half played the deliberation version first.)

In the basic version of the game, participants simultaneously wrote down the amount that they wished to withdraw from the table fund on a sheet of paper that each had in their envelope, revealed it to the group, and then moved to another table (randomly assigned for each individual). In the deliberation version, the instructions explained that they would begin by writing out and revealing how much they would like to

take out of the table fund. “We will then give you 4 minutes to deliberate about what happened and what you should do in the second round. We will then play the second round.” Notably, nothing would be different about the game or the division of the points after the deliberations. Players would reveal how much they wished to withdraw, knowing that what was left in the table fund would be doubled and evenly distributed before everyone moved on to a different table. This intervention is designed to parallel current proposals that have been made in California requiring that every bill be in print for three full days before a vote on final passage, in order to bring greater sunshine and deliberation to the legislative process.⁸

We study the role of communication because previous studies have shown that such deliberation has a large effect on contributions to public goods (Bornstein et al. 1989; Orbell, van de Kragt, and Dawes 1988; Ostrom, Walker, and Gardner 1992, 1994). Ostrom and her colleagues (1992, 1994) show that allowing communication has a bigger effect on donations to the public goods than giving players the power to sanction noncooperative behavior. They find that giving college students 10 minutes to discuss a game causes them to play much more cooperatively, even when the game’s structure and payoffs do not change. This is consistent with Cohen’s (2009) argument that deliberation pushes people away from arguments based on their individual interests and instead “to find reasons that are persuasive to all” and “focused on the common good.” Such deliberation can also change participants’ intrinsic payoffs (Reich 1985) and increases the social pressure that participants feel to act cooperatively. As outlined above, our expectation is that students will respond more to this pressure and thus be more affected by the deliberation treatment.

Our next pair of game periods was designed to test the impact of short-term versus long-term relationships on cooperation. These manipulations were designed to be analogous to the different time horizons that state lawmakers face in term-limited legislatures versus those that place no cap on service (see Kousser 2005) or the way that behavior changes when legislators (Jenkins and Nokken 2008) or governors (Kousser and Phillips 2012, chap. 3) are lame ducks. In our application, the “short-term” version of the game is structured identically to our basic game, with the added reminder in the instructions that, “We will play just one time before switching to a new table and a new group.” In the “long-term” version, the instructions informed participants that “You will play the game with the same group for a potentially long number of rounds. After each round, we will flip a coin. If the coin comes up heads your group will play another round. If the coin comes up tails, we will stop and change groups.”

We compare how participants played in the short-term version with how they played in the first round of the long-term version to estimate the impact of this lengthened time horizon. We only use the first round because the tables ended up playing the long-term version for different numbers of rounds, and they saw very different patterns of play based on the coin toss and the evolving dynamics between players randomly assigned to sit together. Looking only at the first round of play isolates the impact of expected time horizons from these idiosyncratic factors.

Research dating back to Axelrod (1984) has shown that players are often able to incentivize and enforce cooperation when they play a game repeatedly but that cooperation breaks down when they know they will not interact again. With repetition, “Legislators do not wholly succumb to granting every constituency a benefit so as to wholly bankrupt the state. . . people do contribute to charities even though they might each be better off by defecting to a pattern of non-contribution; and subjects in the laboratory when playing the Prisoners’ Dilemma frequently chose to cooperate” (Ordeshook 1992, 176). The reason is that, in repeated play, those who defect from group cooperation early on can be sanctioned by others. By contrast, when players cooperate in the initial round of a repeated game, they develop a good reputation that can engender future cooperation from others and thus higher future payoffs for all. Anticipating this, players should cooperate more, by withdrawing less from the table fund, in the first round of our long-term game than in the short-term game. Because peer influence has an even stronger influence on the behavior of students, we expect that they will be more responsive to having a longer time horizon.

The last pair of games explored the effects of asymmetric information by changing the payoffs in a meaningful way and informing all players about it in the control version of the game, but informing only some of them in the treatment version. The new information was whether the table fund would triple in value (our “high multiplier”) before being redistributed or whether it would grow only by a factor of 1.5 (our “low multiplier”). In the “all informed” version of the game, every player at the table received instructions about the multiplier and was told that this was common knowledge. Before the “asymmetric information” version, three of the five players at the table received a special envelope giving them exclusive information about the new multiplier. We gave out these envelopes visibly, so that the remaining two players recognized that they were the only ones lacking this piece of information.

We designed this experimental manipulation to parallel the information (a)symmetries that often develop between members of the majority and the minority parties in legislatures. The majority party sometimes seeks to monopolize information about the impact of policies or its plans for the lawmaking process. In American states, the majority may be especially empowered to do so when legislative staff members are hired through partisan, caucus-based staff organizations rather than through a bipartisan model. According to a 2003 survey by the National Conference of State Legislatures, states vary greatly in how they staff their legislatures. More than half of legislative staffers are partisan in 22 states, while 14 states employ fewer than one in ten of their staffers this way (Kurtz 2006).

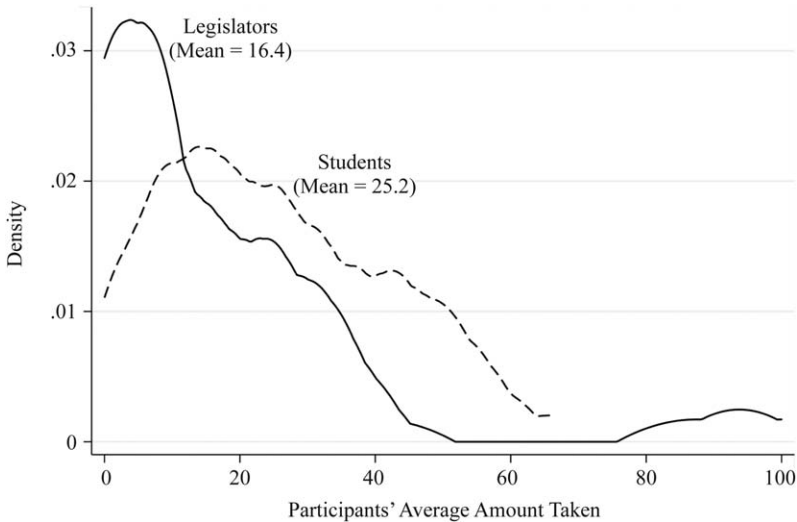
Our expectation is that when a majority of players at a table hold information that a minority lacks, cooperation will diminish. Players who lack the information may feel resentful of those who became fully informed, with the asymmetry of information creating rivalry. Members of the information minority are thus likely to withdraw more from the table fund, both because of their uncertainty about the multiplier and because their exclusion leads them to feel less invested in the common pool. Members of the informational majority may anticipate this collapse of cooperation, which in turn could cause them to withdraw more from the table fund than they did when everyone was informed (holding constant the type of multiplier that the table was dealt). In the asymmetric information case, players in the majority group should also be less responsive to the magnitude of the new multiplier, knowing that only some of the other players will be informed and thus act on it.

Results

Baseline Contribution Patterns

We begin by comparing whether legislators or students played more cooperatively. Figure 1 compares the distribution of our two samples in terms of the average amount that each participant took and shows that the legislators were the more cooperative group, with the mean legislator withdrawing an average of 16.4 points from the table fund over the six periods of play. As the distribution shows, many of the legislators consistently left nearly all of the points in the common pool, though a handful of them always took nearly the full 100 points for themselves. On average, however, the undergraduates took more for themselves over the course of the session, with an average withdrawal of 25.2 points (the difference between the two group means is

FIGURE 1
How Much Do Players Take from the Table Fund
(averaged across all periods)?



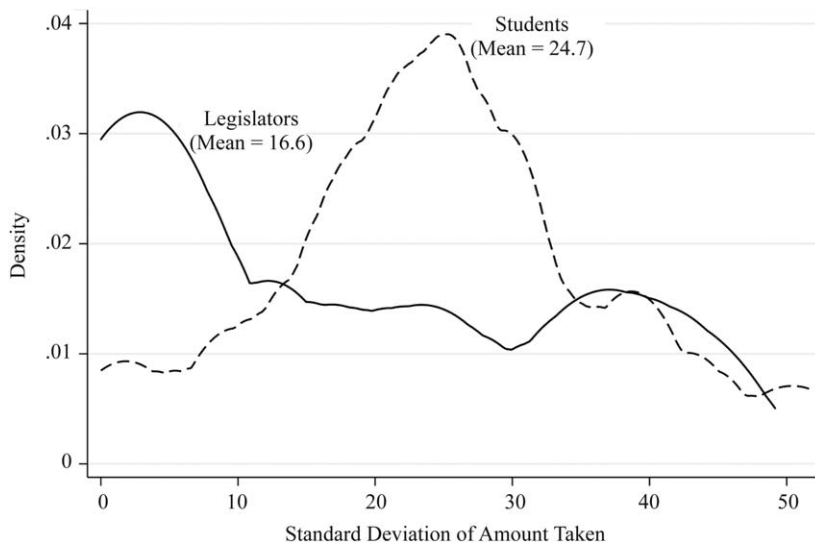
Note: The difference in the mean averages for the two samples is significant at the $p < 0.10$ level.

statistically significant at the 90% confidence level). From one perspective, this is a comforting finding; the lawmakers who exert authority over public goods left more in the common pool than the undergraduates participating in the study. Yet it also highlights that the students and policy makers in our sample played the public goods game quite differently.

The two groups also differed in the level of consistency in how they played across the rounds. Figure 2, which reports the distribution of standard deviations of individuals' contribution levels, shows that legislators (with a mean standard deviation of 16.6 points) played the game more consistently than the students (with a mean standard deviation of 24.7) did. This difference is significant at the 95% confidence level.

The results in Figure 2 are also consistent with the possibility that the students are simply quicker to adapt their play and strategies to increase payoffs. In other words, they may simply be better at learning and adapting. Figure 3 explores this alternative by showing the average amount taken each round by the students (the dashed line) and legislators (the solid line).

FIGURE 2
How Much Do Withdrawals Vary Across Periods for Each Player?

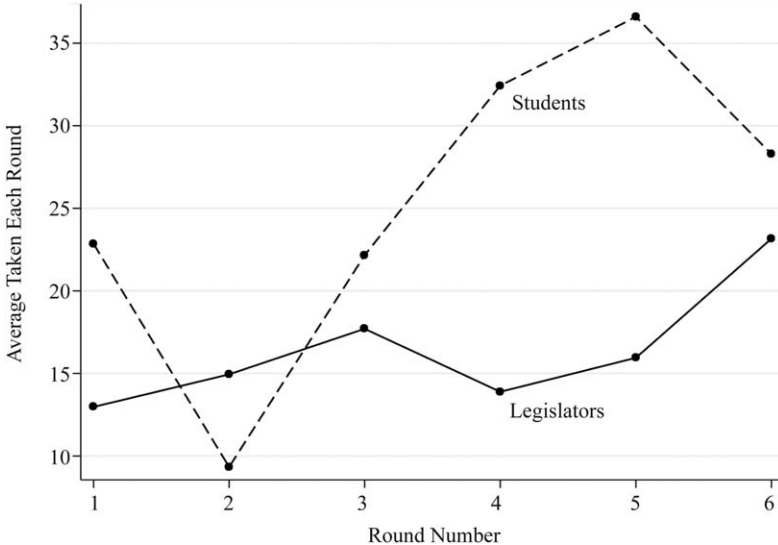


Note: The difference in the mean standard deviations for the two samples is significant at the $p < 0.05$ level.

Several interesting patterns emerge from Figure 3. First, even over just six periods, both legislators and students adjust their behavior to take more from the public pot. Over time, both groups exhibit behavior that comes closer to the Nash equilibrium of noncooperation.

Second, the students show more dramatic changes in the average they withdraw when looking at the differences from round to round, but these differences do not always lead students to take more in later rounds. Going from round 1 to round 2 and again from round 5 to round 6, the students actually take less in the later round (with the reduction being significantly large in size). By contrast, the legislators exhibit more modest changes in their behavior from round to round, but they also are more consistent in generally taking more each round than they did in the previous round (with the change between rounds 3 and 4 being an exception). Further, a simple regression fitting a linear model to the amount taken each round by both groups shows that even though the slope of the predictive line is larger for students (consistent with faster learning), the difference in slopes is not statistically significant.⁹ On balance this evidence suggests that the faster adaptation among students

FIGURE 3
Average Withdrawals over Rounds



may be a part of why they show higher variability in play than the legislators, but it does not appear to be the primary driver of this observed difference.

Responses to Experimental Treatments

We now examine the effects of our experimental treatments on legislators and students. Figures 4 and 5 report the average amount that participants withdrew from the table fund during our three sets of paired-games. In Table 1, we estimate the treatment effects—with the basic version of the game serving as the comparison category—using multivariate models that include individual fixed effects, with robust standard errors clustered by individuals.¹⁰

We first tested whether deliberation would have a different effect on students. In this regard, Figures 4 and 5 show that both students and legislators took less for their district when they deliberated about what they should do. Yet the effect of deliberation was much stronger among the students. After deliberating, legislators withdrew an average of 12 points from the table fund, compared with the 16 points that they withdrew when playing the basic version of the game (a difference that is not

FIGURE 4
The Impact of Experimental Manipulations on Legislators

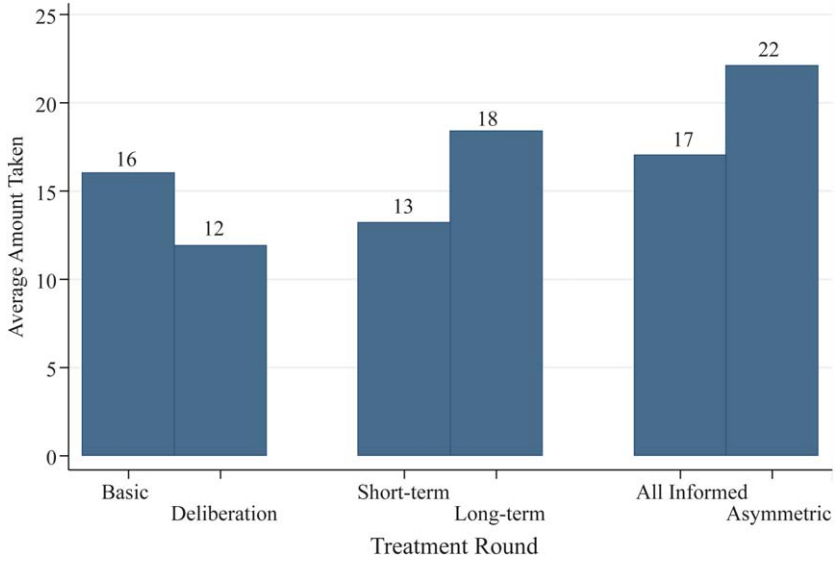
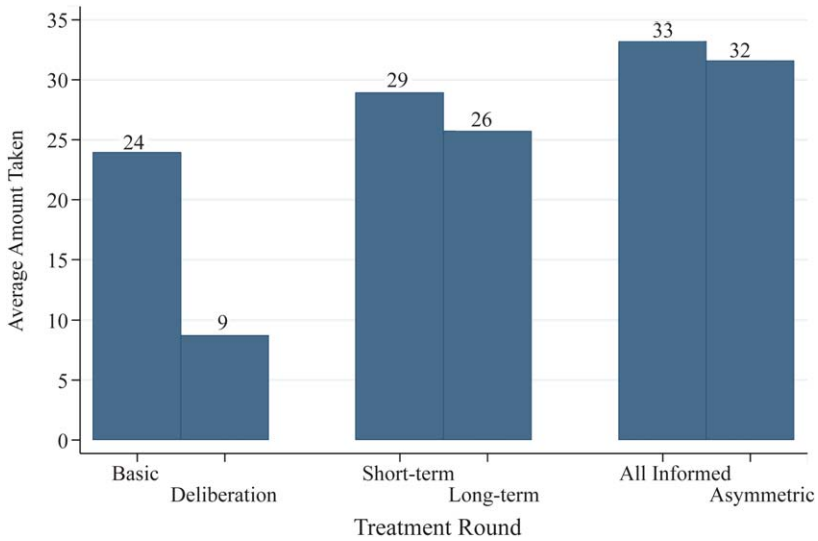


FIGURE 5
The Impact of Experimental Manipulations on Students



statistically significant). By contrast, the students took only 9 points from the common pool, compared with the 24 points that they withdrew in the basic game. As Table 1 shows, this difference is significant at the 95% confidence level. Further, the difference-in-differences is statistically significant. In a separate model (not shown here), we estimated a model that was the same as the model reported in the first column of Table 1, except that it added an interaction between the deliberation treatment and a variable indicating that the player was a legislator. This interaction (which had a coefficient of 14.5 and a standard error of 6.1) was significant at the 95% confidence level. Deliberation has a much stronger effect on students' behavior than it does on legislators' behavior.

These results both confirm earlier findings about the role of deliberation on levels of public goods provision (e.g., Ostrom, Walker, and Gardner 1992, 1994) and challenge the application of these results to the behavior of policymakers. Deliberation has an effect on students, but not policy makers. Caution should temper the conclusions about our legislative sample. The difference we observe may be driven, at least in part, by a floor effect. The legislators were already cooperative, and this may have made it harder to move them.

In our second set of paired-versions, we tested whether participants would respond to variations in the expected time horizon of the game. As noted above, we tested this argument by having the participants play both a single-shot version of the game and one in which they knew play could be repeated an indefinite number of times at their table (with a coin flip determining if play would continue after each round). Legislators withdrew slightly more from the table fund in the first round of the repeated game, while students withdrew slightly less. In neither case, though, did these differences approach statistical significance.

Perhaps the impact of the player's time horizon may have been dampened by the somewhat artificial nature of our laboratory setting. Players may have believed that, in some sense, they would never be playing simply a one-shot game. They might have expected to continue to interact with the others seated around their table formally in later rounds if they happened to be randomly assigned once again to the same tables. Or they might have anticipated future informal interactions, either on campus for the undergraduates or during the remaining day and a half of the Western Legislative Academy for the lawmakers. Indeed, for some of the legislators, the concern would have extended to their future time in their legislature when they would be working with the other legislators from their state who

TABLE 1
Effects of Experimental Manipulations

Variable	(1)	(2)	(3)
	All	Legislators	Students
Deliberation-Post	-9.2* (3.8)	-4.1 (4.7)	-15.2* (6.2)
Short-term	0.6 (3.8)	-3.1 (4.9)	5.0 (5.8)
Long-term	2.1 (4.1)	2.4 (5.7)	1.8 (6.1)
Information-Symmetric	4.8 (4.2)	1.0 (5.8)	9.2 (6.0)
Information-Asymmetric	6.7 (4.6)	6.1 (6.2)	7.4 (7.0)
Constant	34.2* (11.4)	4.9 (4.7)	33.6* (11.3)
Individual F.E.s?	Yes	Yes	Yes
Observations	406	221	185
R-squared	0.465	0.534	0.382

Notes: The dependent variable is the amount that a player withdrew from the table fund in a given experimental condition. Robust standard errors in parentheses. * $p < 0.05$.

were attending the conference. This is a particular concern for our study because our design did not maintain the anonymity of players. As a result, the legislators might simply appear to be more generous and more unchanging because of their desire to develop and maintain their long-term reputations. Any of these reasons could have made participants wary of withdrawing too much from the common pool during the single-shot version that we intended as an analog for short-term interactions.

Finally, we examine the impact of asymmetric information about the multiplier applied to points left in the table fund, which we expected to bring less cooperation. Figures 4 and 5 show that legislators indeed withdrew more when only some of the players seated at each table were told about the new multiplier, while students did not change their behavior. This manipulation, though, deserves a more detailed exploration because we actually assigned participants, over these two versions, into six possible conditions.

Table 2 reports how players behaved in five of those conditions, compared to how they behaved when it was common knowledge that the funds left in the general fund would be multiplied by 3. When information was common knowledge, but all players were told that the multiplier would shrink to 1.5, both groups responded by withdrawing more points from the table pot. While this effect falls just short of significance in each sample by itself, it does reach significance at the 95% confidence level when all players are considered together.

TABLE 2
The Impact of Asymmetric Information

Variable	(1)	(2)	(3)
	All	Legislators	Students
Multiplier = 1.5, Common Knowledge	24.3* (9.4)	19.6 (12.0)	27.9 (16.5)
Multiplier = 1.5, Informationally Advantaged	33.0* (9.1)	39.4* (10.9)	26.6 (16.6)
Multiplier = 1.5, Informationally Disadvantaged	12.8 (12.9)	9.8 (15.5)	15.7 (22.9)
Multiplier = 3, Informationally Disadvantaged	2.4 (13.0)	12.1 (15.8)	-18.8 (22.9)
Multiplier = 3, Informationally Advantaged	-0.3 (8.9)	-4.8 (12.3)	2.6 (13.7)
Constant	31.3 (20.7)	-4.9 (19.1)	32.7 (26.1)
Observations	135	74	61
R-squared	0.7	0.8	0.7

Notes: The dependent variable is the amount that a player withdrew from the table fund in a given experimental condition. Robust standard errors in parentheses. * $p < 0.05$.

Students and legislators reacted differently, however, to the asymmetric information version of the game. When the multiplier shrunk to 1.5, but only some of the legislators seated around the table were given the benefit of this information, the informationally advantaged lawmakers withdrew 39.4 more points from the table pot. This was the largest of the treatment effects that we observed and is significant at the 99% confidence level. Students in the same situation responded by changing their behavior in the same direction, but the effect was not nearly as strong and fell well short of significance. None of the other experimental conditions were significantly different from the baseline.

Explaining Variation in Contributions across Individuals

The results from Figure 2 showed that legislators are much less likely to vary their behavior over time, suggestive that legislators' fixed characteristics are an important part of how they play. An analysis of the predictive power of individual fixed effects in explaining how the legislators and students played the game reinforces that evidence. We can get a feeling for the importance of individual-level fixed effects by comparing the predictive power of the models in Table 1, which include individual fixed effects, to similar models that exclude fixed effects. For legislators, the model without fixed effects (which is not reported here) explains only 1% of the variation in the number of points taken, down from 53% in

the model with fixed effects (see column 2 of Table 1). For students, by contrast, the explanatory power of the model declines only from 38% to 7% when we remove the fixed effects. The individual considerations that legislators bring to public goods decisions are much more important than the characteristics and quirks of students.

We collected individual-level information about the legislators in our sample to explore the impact of some of these characteristics in greater depth. We conducted this purely observational study by drawing on legislator biographies. From votesmart.org and other sources, we were able to code each legislator's marital status, gender, partisanship, and age. In addition to these variables, we coded whether each legislator was in a term-limited state and whether they were part of their legislature's minority party. Finally, because the parties in the Oregon House shared power in the last session, we include a separate dummy variable for legislators from this chamber to account for their unique power-sharing arrangement. The suggestion to look at minority-party status came from one of the legislators who participated in our study during the debriefing process. The legislator thought that minority-party legislators would take more from the common pool.

We estimate the predictive effect of these factors on how much individual legislators take from the common pool each period by estimating a regression that uses the information from all of the games played. We include legislators' behavior from the entire session because each play of the game provides information about the legislators' behavior. To control for the fact that we are using the same individuals repeatedly, we cluster the standard errors at the individual level in the regression.

Table 3 reports the regression results. As predicted by one of the lawmakers during our debriefing session, minority-party lawmakers withdrew an average of 12.3 more points from the table fund each time, a difference that is significant at the 90% confidence level. How should we interpret this effect? It could be that the type of politician drawn to serve in a house where she might reasonably expect to be in the minority has a different orientation to politics. Who chooses to run for office when they expect to be in the minority? Legislators who want to work on big bills that will influence policy may find service under these conditions less rewarding. By contrast, district-oriented legislators should still be willing to enter the arena during these times (they can still fight for the district). Alternatively, the very experience of serving a session in the minority could cause a lawmaker to feel that they had fewer common interests with other legislators and thus make them less likely to

TABLE 3
The Impact of Individual Characteristics on Legislator Behavior

Variable	Coefficient
Minority Party	12.3 (6.5)
Republican	19.6* (8.3)
Term Limits	10.4 (11.7)
Oregon	2.0 (12.5)
Male	7.7 (5.4)
Married	-32.0* (10.5)
Age	3.2 (2.3)
Age-Squared	-0.0 (0.0)
Constant	-65.5 (62.8)
Observations	335
Clusters	37
R-squared	0.2

Notes: The dependent variable is the amount that a player withdrew from the table fund in a given experimental condition. We include a variable indicating the lawmakers who served in the Oregon House, in which the two parties held an equal number of seats at the time of the experiment. Robust standard errors clustered on individuals in parentheses. * $p < 0.05$.

contribute to the common pool. Either way, the results are interesting and suggest that institutions can shape political outcomes by shaping elites' behavior (either directly or by means of incentivizing certain types of politicians to seek office).

Table 3 also shows that Republican legislators took an average of 19.6 more points from the table fund. Why might this be? Members of the GOP might systematically come from professional backgrounds such as business where they focus more on maximizing profit margins. Alternatively, it may be something about the current approaches of the two parties that causes Republican legislators to focus more on strategically maximizing their own district's interests.

By far the strongest effect of the personal characteristics that we observe is that married legislators played the game much more cooperatively than unmarried legislators. Married legislators took 32 fewer points per round, a difference that is significant at the 99% confidence level. Again this result could reflect a selection process (perhaps people who marry and stay married are more others-oriented), a development process (perhaps being married causes people to become more others-oriented), or something else entirely. Regardless of the explanation, it highlights how students are systematically different than legislators in ways that predict how much they cooperate in lab settings.

Conclusions

Laboratory experiments, which allow researchers to mimic and manipulate the institutions that actors operate under in the real world, hold great potential for learning about optimal institutional design. In this vein, a vast and fruitful literature in the social sciences uses lab experiments involving university undergraduates to study determinants of individuals' public goods contributions (Chaudhuri 2011; Ostrom, Walker, and Gardner 1992, 1994). Our ability to draw conclusions from these experiments to understand how institutions are likely to affect the behavior of policy makers depends on knowing how students and policy makers act differently in strategic settings.

In this article, we have compared and contrasted how a group of students versus a group of American state legislators act when playing (nearly) identical public goods games. Though the rules, manipulations, and incentives were the same for both groups, the two groups played the game differently in many ways (though the same in some ways). Legislators were systematically more generous and more consistent when they played, and they also acted differently on the information they received. By contrast, the two groups did not significantly differ in their reactions to changing time horizons. Finally, deliberation had almost no effect on legislators' behavior but had a large effect on how students played the game.

One of the important findings from the literature on common pool resources is that deliberation can be highly effective, sometimes more effective than other policy levers, at increasing donations to public goods (Orbell, van de Kragt, and Dawes 1988; Ostrom, Walker, and Gardner 1992, 1994). These conclusions regarding the effectiveness of deliberation in the lab are based on experiments conducted with undergraduate students. We replicate these results, showing that deliberation makes a large difference in how our undergraduates play. When the students are not allowed to deliberate, they take 24 points from the common resource. When they are allowed to deliberate, they only take 9 points from the common pool. In other words, they take 150% more when they do not deliberate. Just like with the subjects in Ostrom, Walker, and Gardner's (1992) classic study, "mere jawboning" (413) leads to more cooperation for our students. At the same time, our results suggest that these results are not applicable to the policy makers who exert control over public goods. Talk was cheaper for legislators, who did not significantly shift their play as a result of deliberation.

We do not purport to make perfect predictions about how these elected officials would respond to institutional changes within their legislative bodies, with millions of dollars of funding and their political reputations at stake. Laboratory experiments are necessarily artificial in some ways. Although our treatments were designed to be analogous to institutional differences, playing a one-shot game is not exactly like facing term limits, and receiving hidden information about a multiplier effect is not quite the same as being advised by staff working exclusively for the majority party. While we ensured that players had incentives to play well, and took pains to ensure that lawmakers and students had the same incentives, we could not hope to replicate the stakes involved in real politics. Our approach only makes the sample of players equivalent to a group of political actors whom we wish to make inferences about; we cannot fully replicate the legislative setting. Still, we can speculate about how this does and does not limit our findings. If mere deliberation brings no significant increase in public goods provision among legislators playing for small contributions to public universities, this gives us little hope that it will increase cooperation when the distribution of millions of dollars of funding is at issue.

More broadly, these results suggest that we should use caution when making inferences about elites' behavior based on the results of experiments using undergraduate samples. That is not to say we should never do so. The ability to manipulate institutions in the lab setting offers a great opportunity to study institutional design. We should actively continue that pursuit. Doing so is critically important for our discipline going forward. However, our results do suggest some ways of going about that research agenda.

First, scholars have a great opportunity to study how various institutions affect the behavior of their undergraduate student samples. In many cases, the undergraduates can be good estimates of voters writ large (Roth 1988) or of the users of common pool resources (Ostrom, Walker, and Gardner 1992). Yet given the recent advances in technology, we do not necessarily have to rely on the lab as our only venue for experimentation. By moving our experiments to be delivered over the web, we are coming even closer to learning about the population of interest. Lab-in-the-field experiments hold great promise for helping us make sharper inferences about populations of interest (even for those interested in the behavior of regular citizens).

Second, researchers should cultivate the relationships to involve the relevant elites in the process of the experiment. The best way to

learn about elites is to study elites. While there are many ways to study elites, we believe that building relationships with the organizations that service public officials (such as the Council of State Governments) provide a promising avenue for researchers hoping to conduct experiments as these groups may have longer time horizons and a greater commitment to institutional development than individual elected officials.

Finally, we should do more to study when and why elites differ from other samples we frequently study. This article is only a first step in that agenda. Significantly, the legislators and students in our study differ in numerous ways. The legislators have legislative experience but that is not the only difference. They are older and more likely to be married and have children. They are also more likely to expect to interact in strategic situations in future legislative action. Our study is preliminary and does not pinpoint which combination of these (or other characteristics) explains why the two samples behave differently. However, the results suggest that this is a research agenda worth pursuing.

While that research agenda will be pursued through many avenues, some natural extensions include looking at how older citizens, who demographically are closer to representing elected officials, act in lab experiments as compared to political elites. Similarly, work could be done to look at other groups who, like some of our legislators, are more likely to encounter each other in future interactions (and thus have incentives to worry about how behavior in the lab affects their reputation outside the lab). This might take the form of working with students who are all part of the same dorm or individuals who are part of a tight-knit club. The innovative work by Enemark et al. (2013) provides another promising avenue. In their work, the authors gain leverage on learning about the effect of legislative service by using a regression-discontinuity design to recruit their sample. In particular, they compare how politicians who barely won their elections (and thus served in the legislature) behave differently than politicians who barely lost their elections.

In conducting these studies, researchers should work to follow the standard protocols of lab experiments, especially those regarding the incentives used in the lab setting (see our earlier discussion and Morton and Williams 2010). Pursuing such research will allow us to better understand why legislators behave differently than typical undergraduate samples (and possibly who behaves most like legislators). The results of our study suggest that this research is worth pursuing.

Daniel M. Butler <daniel.butler@wustl.edu> is Associate Professor of Political Science at Washington University in St. Louis, 207 Seigle Hall, One Brookings Drive, St. Louis, MO 63130-4899. *Thad Kousser* <tkousser@ucsd.edu> is Professor of Political Science at UC San Diego, Social Sciences Building 301, 9500 Gilman Drive, #0521, La Jolla, CA 92093-0521 and 2015 Fulbright Flinders University Distinguished Chair in American Political Science.

NOTES

Earlier versions of this article were presented at the 2013 Annual State Politics & Policy Conference and the 2013 Annual Meeting of the American Political Science Association. We thank conference participants for thoughtful comments and feedback.

1. Of course, this is not a phenomenon unique to lab experiments. Few experiments directly study the aspects of elite behavior (prominent exceptions include Bergan 2009; Butler and Broockman 2011; Butler, Karpowitz, and Pope 2012; Butler and Nickerson 2011; Butler and Powell 2014; Enemark et al. 2013; Harden 2013; see also Grose 2014). One reason we directly study the behavior of elites less often is the high cost of doing so, whether by experiments or surveys (e.g., Carey, Niemi, and Powell 2000; Layman et al. 2010; Maestas et al. 2006).

2. None of these articles appeared in *Legislative Studies Quarterly*. The most recent lab experiment published in the *Legislative Studies Quarterly* is based on a sample recruited at the Olin School of Business at Washington University in St. Louis (Miller, Hammond, and Kile 1996).

3. Enemark et al. (2013, 30) are careful not to give a normative frame to their empirical finding that becoming an elected official leads to greater reciprocity in game play, but they do conclude that it lends support to those who foresee an “ennobling effect of office.”

4. For more information about the Council of State Governments and its Western Legislative Academy, see <http://www.csg.org/about/> and <http://www.csgwest.org/legislativeacademy/WesternLegislativeAcademy.aspx> (accessed May 2013).

5. These figures come from personal communication with Mary Lou Cooper of the Council of State Governments on March 12, 2013.

6. The represented states are Alaska, Arizona, Colorado, Hawaii, Idaho, Montana, Nevada, New Mexico, Oregon, Utah, Washington, and Wyoming. No lawmakers from California attended due to last-minute scheduling conflicts.

7. This includes two members of Oregon’s House, which had a partisan tie at the time of the Academy.

8. This proposal was part of the unsuccessful Proposition 31 on California’s November 2012 ballot and has been revived in bills (Assembly Constitutional Amendment 4 and Senate Constitutional Amendment 10) proposed during the 2013–14 legislative session. Of course, the requirement that bills would be in print for three days would do more than simply force legislators into deeper deliberations over bills; it would also allow interest groups time to study new language and mobilize in support and opposition to the bill.

9. This is based on an OLS regression model that includes the following independent variables: an intercept, *legislator*, *period*, and *period legislator*. The coefficient on *period*×*legislator* is negative (legislators change less over the periods) but is statistically insignificant (a coefficient of -1.9 with a standard error of 1.8).

10. We use robust standard errors because a Breusch-Pagan/Cook Weisberg test revealed heteroskedasticity across rounds (as players learned to play the game the amount of variance changed).

REFERENCES

- Axelrod, Robert. 1984. *The Evolution of Cooperation*. New York: Basic Books.
- Battaglini, Marco, Salvatore Nunnari, and Thomas R. Palfrey. 2012. "Legislative Bargaining and the Dynamics of Public Investment." *American Political Science Review* 106(2): 407–29.
- Bergan, Daniel E. 2009. "Does Grassroots Lobbying Work? A Field Experiment Measuring the Effects of an e-Mail Lobbying Campaign on Legislative Behavior." *American Politics Research* 37(2): 327–52.
- Bornstein, Gary, Amnon Rapoport, Lucia Kerpel, and Tani Katz. 1989. "Within- and Between-Group Communication in Intergroup Competition for Public Goods." *Journal of Experimental Social Psychology* 25: 422–36.
- Buchan, Nancy R., Glanluca Grimalda, Rick Wilson, Marilyn Brewer, Enrique Fatas, and Margaret Foddy. 2009. "Globalization and Human Cooperation." *PNAS: Proceedings of the National Academy of Sciences* 106(11): 4138–42.
- Butler, Daniel M., and David E. Broockman. 2011. "Do Politicians Racially Discriminate against Constituents? A Field Experiment on State Legislators." *American Journal of Political Science* 55(3): 463–77.
- Butler, Daniel M., Christopher Karpowitz, and Jeremy C. Pope. 2012. "A Field Experiment on Legislators' Home Style: Service versus Policy." *Journal of Politics* 74(2): 474–86.
- Butler, Daniel M., and David W. Nickerson. 2011. "Can Learning Constituency Opinion Affect How Legislators Vote? Results from a Field Experiment." *Quarterly Journal of Political Science* 6(1): 55–83.
- Butler, Daniel M., and Eleanor Neff Powell. 2014. "Understanding the Party Brand: Experimental Evidence on the Role of Valence" *Journal of Politics* 76(2): 492–505.
- Carey, John M., Richard G. Niemi, and Lynda W. Powell. 2000. *Term Limits in the State Legislatures*. Ann Arbor: University of Michigan Press.
- Chaudhuri, Ananish. 2011. "Sustaining Cooperation in Laboratory Public Goods Experiments: A Selective Survey of the Literature." *Experimental Economics* 14(1): 47–83.
- Cohen, Joshua. 2009. "Deliberation and Democratic Legitimacy." In *Philosophy, Politics, Democracy: Selected Essays*. Cambridge, MA: Harvard University Press, 16–37.
- Enemark, Daniel P., Clark C. Gibson, Mathew D. McCubbins, and Brigitte Zimmerman. 2013. "The Effect of Holding Office on the Behavior of

- Politicians” (April 8, 2013). Available at SSRN: <http://ssrn.com/abstract=2247147> (accessed September 7, 2013).
- Grose, Christian R. 2014. “Field Experimental Work on Political Institutions.” *Annual Review of Political Science* 17: 355–70.
- Hamman, John R., Roberto A. Weber, and Jonathan Woon. 2011. “An Experimental Investigation of Electoral Delegation and the Provision of Public Goods.” *American Journal of Political Science* 55(4): 738–52.
- Harden, Jeffrey J. 2013. “Multidimensional Responsiveness: The Determinants of Legislators’ Representational Priorities.” *Legislative Studies Quarterly* 38(2): 155–84.
- Jenkins, Jeffrey A. and Timothy P. Nokken. 2008. “Legislative Shirking in the Pre-Twentieth Amendment Era: Presidential Influence, Party Power, and Lame-Duck Sessions of Congress, 1877–1933.” *Studies in American Political Development* 22(1): 111–40.
- Kam, Cindy D., Jennifer R. Wilking, and Elizabeth J. Zechmeister. 2007. “Beyond the ‘Narrow Data Base’: Another Convenience Sample for Experimental Research.” *Political Behavior* 29(4): 415–40.
- Kousser, Thad. 2005. *Term Limits and the Dismantling of State Legislative Professionalism*. New York: Cambridge University Press.
- Kousser, Thad, and Justin A. Phillips. 2012. *The Power of American Governors*. New York: Cambridge University Press.
- Kurtz, Karl T. 2006. “Custodians of American Democracy.” *State Legislatures*. July/August, 29–32.
- Layman, Geoffrey C., Thomas M. Carsey, John C. Green, Richard Herrera, and Rosalyn Cooperman. 2010. “Activists and Conflict Extension in American Party Politics.” *American Political Science Review* 104(2): 324–46.
- List, John A. 2003. “Does Market Experience Eliminate Market Anomalies?” *Quarterly Journal of Economics* 118(1): 41–71.
- Maestas, Cherie, Sarah A. Fulton, L. Sandy Maisel, and Walter J. Stone. 2006. “When to Risk it? Institutions, Ambitions, and the Decision to Run for the U.S. House.” *American Political Science Review* 100(May): 195–208.
- McDermott, Rose. 2002. “Experimental Methods in Political Science.” *Annual Review of Political Science* 5: 31–61.
- McDermott, Rose. 2013. “The Ten Commandments of Experiments.” *PS: Political Science & Politics* 46(3): 605–10.
- Milinski, Manfred, Dirk Semman, Hans-Jürgen Krambeck, and Jochem Marotzke. 2006. “Stabilizing the Earth’s Climate is Not a Losing Game: Supporting Evidence from Public Goods Experiments.” *PNAS: Proceedings of the National Academy of Sciences* 103(11): 3994–98.
- Miller, Gary J., Thomas H. Hammond, Charles Kile. 1996. “Bicameralism and the Core: An Experimental Test.” *Legislative Studies Quarterly* 21(1): 83–103.
- Morton, Rebecca B. 2012. “Letter from the Desert.” *Newsletter of the APSA Experimental Section* 3(2): 2–7.
- Morton, Rebecca B., and Kenneth C. Williams. 2010. *Experimental Political Science and the Study of Causality: From Nature to the Lab*. New York: Cambridge University Press.

- Orbell, John M., Alphons J. C. van de Kragt, and Robyn M. Dawes. 1988. "Explaining Discussion-induced Cooperation." *Journal of Personality and Social Psychology* 54(5): 811–19.
- Ordeshook, Peter C. 1992. *A Political Theory Primer*. New York: Routledge.
- Ostrom, Elinor, James Walker, and Roy Gardner. 1992. "Covenants With and Without a Sword: Self-Governance is Possible." *American Political Science Review* 86(2): 404–17.
- Ostrom, Elinor, James Walker, and Roy Gardner. 1994. *Rules, Games, and Common-Pool Resources*. Ann Arbor: University of Michigan Press.
- Reich, Robert B. 1985. "Public Administration and Public Deliberation: An Interpretive Essay." *Yale Law Journal* 94(7): 1617–641.
- Roth, Alvin E. 1988. "Laboratory Experimentation in Economics: A Methodological Overview." *Economic Journal* 98(393): 974–1031.
- Sears, David O. 1986. "College Sophomores in the Laboratory: Influences of a Narrow Data Base on Social Psychology's View of Human Nature." *Journal of Personality and Social Psychology* 51(3): 515–30.

Supporting Information

Additional Supporting Information may be found in the online version of this article at the publisher's website:

Research Protocol.