

Lawrence Berkeley National Laboratory

Recent Work

Title

DOE/RECON BRIEF GUIDE. (DOE-TIC-4624)

Permalink

<https://escholarship.org/uc/item/37n9z8td>

Author

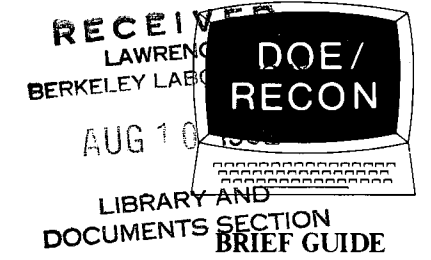
Lawrence Berkeley National Laboratory

Publication Date

1985-03-19

DISCLAIMER

This document was prepared as an account of work sponsored by the United States Government. While this document is believed to contain correct information, neither the United States Government nor any agency thereof, nor the Regents of the University of California, nor any of their employees, makes any warranty, express or implied, or assumes any legal responsibility for the accuracy, completeness, or usefulness of any information, apparatus, product, or process disclosed, or represents that its use would not infringe privately owned rights. Reference herein to any specific commercial product, process, or service by its trade name, trademark, manufacturer, or otherwise, does not necessarily constitute or imply its endorsement, recommendation, or favoring by the United States Government or any agency thereof, or the Regents of the University of California. The views and opinions of authors expressed herein do not necessarily state or reflect those of the United States Government or any agency thereof or the Regents of the University of California.



ONLINE ORDERING

Allows online ordering of reports from the TIC contractor, Engineered Systems, Inc., or from NTIS. Data bases included: EDB, NSA, GAP, NSC, WRA, RSI, RSC, NTB.

COMMAND

KEEP

EXAMPLE

KEEP 25.22152 K1/1-5

Places documents desired in set 99.

KEEP-

KEEP-

Deletes entire set 99.

ORDER TIC nnnnnn n pc + ORDER TIC DA2345 2 FR +

Orders document(s) online, where:

- a) Desired supplier
b) Deposit account number or "C" for credit card on NTIS orders only
c) Number of copies (1 is default). Optional.
d) Type of copy (microfiche is default). Optional.
MF Microfiche
PC Paper copy
BO Both microfiche and paper copy
MT Magnetic tape (NTIS only)
FR Supply only if free (TIC only)
FM Supply if free, otherwise microfiche (TIC)
FP Supply if free, otherwise paper copy (TIC)
e) Special instructions (time, address). Optional.

ORDER NTIS C ENTER:VISA 123-456-789 04-13-82 J. Jones 100 Lafayette Drive Oak Ridge, TN 37830

Indicates credit card order (American Express, VISA, or Mastercard). Enter card number and expiration date.

ORDER NTIS nnnnnn + ORDER NTIS 123456 + ENTER:ORNL Attn: J. Jones 4500 North 125K Oak Ridge, TN 37830 Please send rush.

Allows special instructions, time requirements or address other than deposit account address.

ORDER- CANCEL N00015 Cancels an order.

ORLIST ORLIST NEW ORLIST OLD ORLIST xxxxxx ORLIST TOTAL

Displays the user's orders to date. Includes file number, supplier, date processed and unprocessed material.

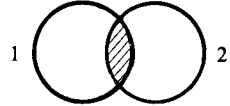
REVIEW REVIEW NEW REVIEW OLD REVIEW xxxxxx

Review commands include the following: review of all items in each order, all orders not yet processed, all orders already processed, all items of a particular order.

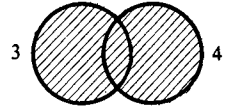
COMBINE COMMAND NOTES

Table with columns: FUNCTION, OPERATOR, PRIORITY. Includes AND, OR, NOT, Parentheses, Slash.

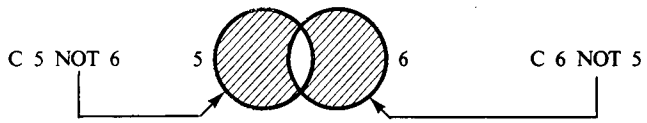
AND Logic The COMBINE of 1 AND 2 equals items common to both 1 and 2. Narrows search.



OR Logic The COMBINE of 3 OR 4 equals items in either 3 or 4. Broadens search.



NOT Logic The COMBINE of 5 NOT 6 equals items in 5 but not in 6. NOTE: C 6 NOT 5 gives a different result.



SEARCHABLE FIELDS: ENERGY DATA BASE

Table of searchable fields: AB= Abstract Words, DT= Data Tagged Descriptors, IT= Descriptors, MD= Major Descriptors, SD= Specific Descriptors, TL= Title Words.

Table of subject approach codes: DC= Distribution Category, NC= Subject Categories, PC= Primary Category.

Table of other searchable fields: AJ= Announcement Journal, AU= Author/Editor/Compiler, CN= Contract Number, CO= Country of Author, CP= Country of Publication, CS= Corporate Source, DO= Document Origin, IC= Corporate Code, JO= Journal Coden, LA= Language, PN= Patent Nation, RN= Report Number, RP= Report Number Prefix, YR= Date of Publication.

FORMATS FOR PRINT AND DISPLAY

- FORMAT 0 Full record, including housekeeping information and computer-generated broader terms (TIC files)
FORMAT 1 Accession number only
FORMAT 2 Bibliographic citation plus indexing (default)
FORMAT 3 Brief bibliographic citation
FORMAT 4 Accession number, title, and abstract
FORMAT 5 Full record (citation, abstract, indexing)
FORMAT 6 Accession number, title, and report number
FORMAT 7 Bibliographic citation and abstract

TRUNCATION

Words or phrases may be truncated using the dollar sign.

S AU=JONES, DS
S TL=BUILDINGS
S RESOURCES

SETTING LINE WIDTH

Line length may be set from 40 to 120 characters. Default length is 80.

TLS=nnn TLS=65

ERROR CORRECTION, BREAK, WARM START

Correcting Errors:

To correct character errors use CONTROL H or BACKSPACE key to backspace and erase incorrect characters.

Use CONTROL X to delete a whole line and continue typing.

Halting DOE/RECON's output (BREAK):

Press BREAK key near beginning of burst of printing to halt. BREAKing near end of message may cause a disconnect. BREAK does not always work on Telenet. It is not possible to halt DOE/RECON in the >PROCESSING< mode.

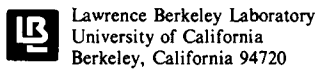
Reestablishing connection after disconnect (Warm Start):

A warm start occurs when the problem causing the downtime or disconnect can be corrected without reloading. Users must call back within 10 minutes to save data and continue work session. During logon, enter the ID/work session number assigned during original logon, e.g. LBT/413. DOE/RECON will send a "RECONNECT" message to confirm the warm start. Use HISTORY to confirm that previous work has been saved.

If data and/or programs have to be reloaded, a cold start occurs, and work sessions must be redone. PRINT requests are normally saved.

For further information regarding:

Table with columns: Administration, Policy, Access, File information, Hardware, Software, Training, Newsletter. Lists names and phone numbers.



Operated for the U.S. Department of Energy under Contract DE-AC03-76SF00098

INTRODUCTION

DOE/RECON is an interactive online information retrieval system developed to provide rapid and easy access to energy-related data bases produced or obtained by the Technical Information Center (TIC). DOE/RECON is operated for TIC at the Oak Ridge National Laboratory (ORNL) by Union Carbide Corporation Nuclear Division. The acronym RECON stands for REmote CONsole, which signifies that the system can be accessed by users located at various sites across the United States.

This brief guide to DOE/RECON is intended to be used as a quick refresher guide and on-the-spot reference tool. Detailed instructions, explanations, and samples can be found in the "DOE/RECON User's Manual," DOE/TIC-4586-R1.

AVAILABLE FILES

- 1 EDB Energy Data Base (TIC)
2 NSA Nuclear Science Abstracts (TIC)
3 RIP Energy Research in Progress (TIC)
4 GAP General and Practical Information (TIC)
5 IPS Issues and Policy Summaries (TIC)
6 PRD Power Reactor Docket Information (TIC)
7 FED Federal Energy Data Index (DOE/EIA)
8 NSC Nuclear Safety Information Center (NSIC)
9 WRA Water Resources Abstracts (WRSIC)
10 WRE Water Resource Research (WRSIC)
11 EMI Environmental Mutagens (EMIC)
12 ERG Enhanced Oil and Gas Recovery (DOE/BERC)
13 RSI Radiation Shielding Information (RSIC)
14 ETI Environmental Teratology (ETIC)
16 NSR Nuclear Structure Reference (NDP)
19 NRC National Referral Center (LC)
20 RSC Radiation Shielding Codes (RSIC)
21 EIS Epidemiology Information System (TIRC)
22 SLR Solar Data Bases (Franklin Institute)
23 NES National Energy Software (DOE/NESC)
24 TUL Tulsa Data Base (U. of Tulsa)
27 SER TIC Serial Titles (TIC)
28 SUP TIC Thesaurus Supplement (TIC)
29 NTB NASA Tech Brief File (NASA)
30 GID Government and Industry Data Exchange (GIDEP)
35 SEP Separations Science Data Base (ORNL/CTD)
36 FRC Fallout Records Centralization (DOE/NV)
37 EIR Energy Inventory Resources (TIC)
38 CHT Chemicals in Human Tissues and Fluids (EPA, NCI, DOE)
39 EPD Electric Power Data Base (EPRI)
40 GEO Geological/Geochemical Uranium Aspects (DOE/GJO)
41 NDJ Aneuploidy Data Base (EMIC)
43 FRP Federal Research in Progress

LOGON INSTRUCTIONS: TELENET

TELENET MESSAGE	USER ACTION	EXPLANATION
	Set switches: Half duplex. 300 or 1200 baud.	Telenet may be used in half duplex by entering "half" during logon.
	Dial Telenet: _____ (telephone no.)	Dial nearest Telenet number for modem and speed of terminal being used.*
High-pitched tone	Establish connection	Place receiver in acoustic coupler or press "DATA" button on modem.
No message	(CR) (CR)	Press carriage return (CR) twice to contact Telenet.
TELENET 202 96R		Telenet gives port address.
TERMINAL=	(CR) or _____(CR) (terminal code)	Telenet asks for terminal code. Bypass with carriage return or give terminal code from Telenet literature.
@	half	Type "half" (appears as hhaallff).
@	c 615 21 (CR)	Type C 615 21 (CR) (Connects to area code 615, ORNL computer).
615 21 CONNECTED	Arecon (CR)	Type capital Arecon (CR).
ENTER ID:	____no(CR) (user id)	Enter your 3-character user ID. For terse mode, enter "no" after ID.
ENTER PASSWORD:	____(CR) (password)	Enter your DOE/RECON password (up to 8 alphanumeric characters).

Welcome message

DOE/RECON OPERATIONS STAFF TELEPHONE NUMBERS

DOE/RECON is staffed 9 a.m. to 8 p.m. (EST) during all working days. Operations staff are available for consultation about logon problems and for information on system problems.

Commercial: 615/574-5381,2,3 **FTS:** 624-5381,2,3

Problems with Telenet should generally be referred to DOE/RECON operations staff. Local problems such as being rejected by the local Telenet node should be reported to Telenet at 800/336-0437.

*See Appendix B, DOE/RECON User's Manual.

LOGON INSTRUCTIONS: DIRECT-DIAL OR FTS

SYSTEM MESSAGE	USER ACTION	EXPLANATION
	Set switches: Even parity. Half duplex. 300 or 1200 baud.	
	Dial computer: _____ (telephone no.)	Dial appropriate number for 300 baud or 1200 baud-Bell 212A modem.
High-pitched tone	Establish connection	Place receiver in acoustic coupler or press "DATA" button on modem.
No message	Arecon(CR)	Type capital A, followed by recon in capital or small letters followed by a carriage return.
ENTER ID:	____no(CR) (user id)	Enter your 3-character user ID. For terse mode, enter "no" after your ID.
ENTER PASSWORD:	____(CR) (password)	Enter your DOE/RECON password (up to 8 alphanumeric characters).

Welcome message

DIRECT-DIAL TELEPHONE NUMBERS

The direct-dial and Telenet rotary telephone ports are split between two IBM 3705 communications processors.

Telephone Numbers for IBM 3705 Number 1

Commercial: 615/574-7620 **FTS:** 624-7620 (8 lines, 300 baud)
Commercial: 615/574-7640 **FTS:** 624-7640 (8 lines, 300 baud)
Commercial: 615/576-2300 **FTS:** 626-2300 (8 lines, 300 baud)
Commercial: 615/576-2121 **FTS:** 626-2121 (1200 baud, 212A modem)

Telephone Numbers for IBM 3705 Number 2

Commercial: 615/574-7630 **FTS:** 624-7630 (8 lines, 300 baud)
Commercial: 615/574-7650 **FTS:** 624-7650 (6 lines, 200 baud)
Commercial: 615/574-7610 **FTS:** 624-7610 (4 lines, 110 baud)
 6 Telenet ports

COMMAND FUNCTION EXAMPLES

DOE/RECON commands are words, letters or symbols. Use a space after words or letters, but no space after symbols.

HELP H ?	Indicates online help package. For more information on HELP commands enter ?. For more information on a specific command or file, enter ? with name of command or file.	HELP H COM ?LOOK ?BEG
BEGIN B !	BEGINs search process. Initiates search identification page or puts user directly into a file.	BEGIN B 1

EXPAND E "	Shows portion of index requested by user (in alphabetical order). To directly display thesaurus related terms enter e (thesaurus term).	EXPAND ALLOYS E SOLAR CELLS E AU=SMITH, A E (ALLOYS)
SELECT S #	SELECTs terms directly or indirectly by using reference numbers.	SELECT ALLOYS S WATER QUALITY S E6;S R2
COMBINE C \$	COMBINEs sets by Boolean logic using the operators AND (*), OR (+), and NOT (-).	COMBINE 1 AND 2 C 1-4/OR C 2 NOT 1 C (1 OR 2) AND (3-5/OR)
HISTORY SETS DS @	Displays list of sets that have been created within the work session; starting set for listing can be specified. Use @# (#=space) on Telenet.	HISTORY SETS DS 25 @#
DISPLAY D %	DISPLAYs search results online. Enter D set number/format[/range]. Use D to advance, D- to back up. For one item, use D accession number.	DISPLAY 8 D 80R1242 D 5/2 D 2/3/1-15
PAGE MORE 0 (zero)	Turns page. P- backs up page (except within DISPLAY).	PAGE P M
LIMIT L)	LIMITs a set to citations of specified volume range, document type, and/or citation number range. Note that in some data bases the year of publication is indexed YR=.	LIMIT 5/79-82 L 2/ALL/J L 4//R,X,U
LOOK LK LO	Searches within an established set for words or phrases in titles and/or abstracts.	LK 4/A,T/ 'AWAY FROM REACTOR' + 'AWAY-FROM- REACTOR'
KEEP K (Transfers items to set 99 for later use. K- deletes all items from KEEP set.	KEEP 5/3-6 K 8/10 K 82J51219
PRINT PR &	Causes search results to be printed offline and mailed to the user. Uses same formats as DISPLAY.	PRINT 12/2 PR 7/5/1-634
DELETE/ DE/ DL/	DELETEs a request for print(s) requested earlier in the same work session. Set number must be given.	DELETE/6 DL/4
=TIME	Gives elapsed time since last BEGIN.	=TIME
END EN =	ENDs a search session and deletes all sets. User is still connected to DOE/RECON.	END
=STOP	ENDs search session and deletes all sets. User is disconnected from DOE/RECON but must hang up phone to disconnect from computer.	=STOP

SAVE SEARCH COMMANDS

SAVESRCH (5-digit search number/name)
SAVETEMP (5-digit search number/name)

EXAMPLES

SAVE
SAVE/SOLAR
SA 11265
SAV 11265/BIOMA
SAVET

Saves all SELECT, COMBINE, LIMIT, LOOK (EXEC will LOOK in first 1000 documents only), and PRINT commands entered since last BEGIN and returns a 5-digit number starting with "1" for a permanent save and with "2" for a temporary save. If assigned search number is entered, DOE/RECON will replace existing search with new search. User may assign or change an identifying name for a saved search (but search is stored under the system-generated number). Temporary saves are held for day of search only.

EXEC 5-digit search number (STEPS n-n)
EXEC USER ID 5-digit number (STEPS n-n)

EXEC 23471
EXE LBT13723
EXEC 11265 STEPS 2-15

Executes a saved search or specified steps of a saved search on your password or on the password of another (if you know the password and the 5-digit number).

SAVEMODE ON
SAVEMODE OFF

SAVEM ON
SELECT FUTURE TERM
SAVEM OFF

Causes DOE/RECON to save SELECTs resulting in null sets so they may be executed on another data base or in future.

SPURGE 5-digit search number
 Releases a saved search (on your password only).

SPURGE 11254

SLIST (5-digit search number)
SLIST (USER ID 5-digit search number)

SLIST
SL 23471
SLIST LBT13723

SLIST shows all saved search numbers and names and gives type and date last used. SLIST nnnnn will list the steps of the specified search.

SAVESDI COMMANDS

SAVESDI (5-digit search number/name/
 data base number n1...n7)

EXAMPLES

SAVESDI
SAVESDI/FUEL
SAVESDI 32345

The SAVESDI command uses the features of SAVE SEARCH, and saves current search logic since BEGIN as an SDI profile. The SDI will run on the data base you are currently in, plus up to 7 other data bases. SDI search numbers start with 3.

PRINT
 Must be included for results to be output.

PRINT 10/5/1-100

SAVESDI/NAME/n1,...n7

SAVESDI/FUEL/3,5
SAVESDI//7

Stores SDI with optional name for current and additional data bases.

SAVESDI 5-digit search number/NAME
 Replaces an existing SDI with new search logic, name and current data base number.

SAVESDI 32345/SHALE

SLIST (5-digit search number)

SLIST
SLIST 32345

Produces listing of all SDI's and saved searches. SLIST 32345 lists the steps of the specified search.

SPURGE 5-digit search number
 Deletes entire SDI profile.

SPURGE 32345

SPURGE 5-digit search number/n,n
 Deletes designated data base(s) from profile.

SPURGE 32345/3,5