

UC Riverside

UC Riverside Previously Published Works

Title

Effect of inorganic-to-organic mass ratio on the heterogeneous OH reaction rates of erythritol: implications for atmospheric chemical stability of 2-methyltetrols

Permalink

<https://escholarship.org/uc/item/39w1q3rz>

Journal

Atmospheric Chemistry and Physics, 20(6)

ISSN

1680-7316

Authors

Xu, Rongshuang
Lam, Hoi Ki
Wilson, Kevin R
[et al.](#)

Publication Date

2020-03-31

DOI

10.5194/acp-20-3879-2020

Peer reviewed



Effect of inorganic-to-organic mass ratio on the heterogeneous OH reaction rates of erythritol: implications for atmospheric chemical stability of 2-methyltetrols

Rongshuang Xu¹, Hoi Ki Lam¹, Kevin R. Wilson², James F. Davies³, Mijung Song⁴, Wentao Li⁵, Ying-Lung Steve Tse⁵, and Man Nin Chan^{1,6}

¹Earth System Science Programme, Faculty of Science, The Chinese University of Hong Kong, Hong Kong, Hong Kong SAR, China

²Chemical Sciences Division, Lawrence Berkeley National Laboratory, Berkeley, CA, USA

³Department of Chemistry, University of California Riverside, Riverside, CA, USA

⁴Department of Earth and Environmental Sciences, Jeonbuk National University, Jeonju, Jeollabuk-do, Republic of Korea

⁵Department of Chemistry, The Chinese University of Hong Kong, Hong Kong, Hong Kong SAR, China

⁶The Institute of Environment, Energy and Sustainability, The Chinese University of Hong Kong, Hong Kong, Hong Kong SAR, China

Correspondence: Man Nin Chan (mnchan@cuhk.edu.hk)

Received: 25 October 2019 – Discussion started: 20 November 2019

Revised: 23 February 2020 – Accepted: 2 March 2020 – Published: 31 March 2020

Abstract. The 2-methyltetrols have been widely chosen as chemical tracers for isoprene-derived secondary organic aerosols. While they are often assumed to be relatively unreactive, a laboratory study reported that pure erythritol particles (an analog of 2-methyltetrols) can be heterogeneously oxidized by gas-phase OH radicals at a significant rate. This might question the efficacy of these compounds as tracers in aerosol source-apportionment studies. Additional uncertainty could arise as organic compounds and inorganic salts often coexist in atmospheric particles. To gain more insights into the chemical stability of 2-methyltetrols in atmospheric particles, this study investigates the heterogeneous OH oxidation of pure erythritol particles and particles containing erythritol and ammonium sulfate (AS) at different dry inorganic-to-organic mass ratios (IOR) in an aerosol flow tube reactor at a high relative humidity of 85 %. The same reaction products are formed upon heterogeneous OH oxidation of erythritol and erythritol–AS particles, suggesting that the reaction pathways are not strongly affected by the presence and amount of AS. On the other hand, the effective OH uptake coefficient, γ_{eff} , is found to decrease by about a factor of ~ 20 from 0.45 ± 0.025 to 0.02 ± 0.001 when the relative abundance of AS increases and the IOR increases from 0.0

to 5.0. One likely explanation is the presence of dissolved ions slows down the reaction rates by decreasing the surface concentration of erythritol and reducing the frequency of collision between erythritol and gas-phase OH radicals at the particle surface. Hence, the heterogeneous OH reactivity of erythritol and likely 2-methyltetrols in atmospheric particles would be slower than previously thought when the salts are present. Given 2-methyltetrols often coexist with a significant amount of AS in many environments, where ambient IOR can vary from ~ 1.89 to ~ 250 , our kinetic data would suggest that 2-methyltetrols in atmospheric particles are likely chemically stable against heterogeneous OH oxidation under humid conditions.

1 Introduction

The photochemical oxidation of isoprene is one of major sources of atmospheric secondary organic aerosols (SOA), which can potentially affect the regional and global air quality (Claeys, 2004; Carlton et al., 2009; Wennberg et al., 2018). In many aerosol source-apportionment studies, 2-methyltetrols have been used as chemical tracers to quantify

the contribution of isoprene-derived SOA to ambient particle organic mass (Kourtchev et al., 2005; Xia and Hopke, 2006; Lewandowski et al., 2007; Zhang et al., 2013; Xu et al., 2014; D'Ambro et al., 2017; He et al., 2018). While 2-methyltetrols are generally considered to be unreactive, this hypothesis has not been thoroughly tested. For instance, the heterogeneous oxidation of organic compounds present at particle surface by gas-phase oxidants such as hydroxyl (OH) radicals, ozone (O_3) and nitrate radicals, has been shown to be efficient in various laboratory and modeling studies (Rudich et al., 2007; George and Abbatt, 2010; Kroll et al., 2015; Chapleski Jr. et al., 2016; Estillore et al., 2016; Huang et al., 2018). Using the erythritol (Table 1) as a surrogate for 2-methyltetrols, Kessler et al. (2010) reported heterogeneous oxidation of pure erythritol particles by gas-phase OH radicals with an effective OH uptake coefficient, γ_{eff} , of 0.77 ± 0.1 and a corresponding chemical lifetime of $\sim 13.8 \pm 1.4$ d at a relative humidity (RH) of 30%. Hu et al. (2016) have investigated the heterogeneous reactivity of ambient IEPOX-SOA (consisting of 2-methyltetrols, C_5 -alkene triols, organosulfate, etc.) towards gas-phase OH radicals in the southeastern US and the Amazon and reported the reaction kinetics for IEPOX-SOA based on the decay of $C_5H_6O^+$ ion (a tracer ion for IEPOX-SOA in ambient particles) in their AMS measurements. They calculated on average a more than 2-week (19 ± 9 d) atmospheric lifetime of IEPOX-SOA against heterogeneous OH oxidation based on rate constant of $4.0 \pm 2.0 \times 10^{-13} \text{ cm}^3 \text{ molecule}^{-1} \text{ s}^{-1}$ and averaged ambient OH concentration of $1.5 \times 10^6 \text{ molecule cm}^{-3}$. They also suggest that the observed rates may be considered a lower limit for individual molecular components of IEPOX-SOA (e.g., 2-methyltetrols) because it may take two or more OH reactions to make their AMS spectrum distinguishable from that of IEPOX-SOA after oxidation (Hu et al., 2016). These results suggest that the abundance of 2-methyltetrols reported in the literature and the amount of isoprene-derived SOA predicted using the chemical tracer method could be underestimated – if heterogeneous oxidation and other atmospheric removal processes (e.g., hydrolysis and aqueous-phase oxidation) have not been properly considered in aerosol source-apportionment studies (Kessler et al., 2010).

To date, the heterogeneous kinetics and chemistry of many pure organic compounds or organic mixtures have been investigated (Zhang et al., 2015; Enami et al., 2016; Sorcorro et al., 2017; Marshall et al., 2018; Zhao et al., 2019). There remains large uncertainty in how inorganic salts alter the heterogeneous kinetics and chemistry of organic compounds (McNeill et al., 2007, 2008; Dennis-Smith et al., 2012). A few recent laboratory studies have revealed that the presence of dissolved inorganic ions (e.g., ammonium sulfate, AS) can reduce the heterogeneous OH reactivity of organic compounds in aqueous organic–inorganic particles (e.g., methanesulfonic acid and 3-methylglutaric acid) but does not significantly alter the reaction mechanisms (Mungall et al., 2017; Kwong et al., 2018b; Lam et al.,

2019b). In these studies, only a single inorganic-to-organic mass ratio was chosen to examine the impacts of the salts on the heterogeneous reactivity of organic compounds. However, organic compounds and inorganic salts often coexist with varying concentrations in the atmosphere. For instance, field studies have reported that the mass concentration of 2-methyltetrols ranges from 1 to over 100 ng m^{-3} , while that of AS ranges from few to tens of micrograms per cubic meter (Schauer et al., 2002; Lewandowski et al., 2007; Kleindienst et al., 2010; Budisulistiorini et al., 2013; Xu et al., 2014; Hu et al., 2015). The mass concentration ratio of sulfate-to-2-methyltetrols can vary greatly from ~ 1.89 to ~ 250 . Since the impacts of the salts on the heterogeneous reactivity would depend on the relative abundance of organic compounds and inorganic salts, investigations into how the amount of the salts (or the inorganic-to-organic mass ratio) alters heterogeneous reactivity are necessary.

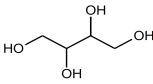
To gain more insights into the chemical transformation and stability of 2-methyltetrols in the atmosphere, experiments were conducted to investigate the heterogeneous OH oxidation of pure erythritol particles and particles containing erythritol and AS in different (water-free) inorganic-to-organic mass ratios (IOR or AS-to-erythritol mass ratio) at 85% RH using an aerosol flow tube reactor (Table 1). The real-time chemical characterization of the particles before and after OH oxidation was carried out using a soft atmospheric pressure ionization source (Direct Analysis in Real Time, DART) coupled with a high-resolution mass spectrometer. Erythritol is chosen as a surrogate for investigating the heterogeneous reactivity of 2-methyltetrols (Kessler et al., 2010), while AS is chosen as a common atmospheric inorganic salt. We acknowledge that the IOR investigated in this work (IOR = 0.0–5.0) lies at the low range of IOR observed in atmospheric particles. This would better represent the environments where the emission and photochemical activities of isoprene are significant. By examining the molecular evolution of pure erythritol particles and erythritol–AS particles during oxidation, we investigate how the presence and concentration of AS affects the heterogeneous OH kinetics and chemistry of erythritol. The results of this work will provide further insights into the chemical stability of 2-methyltetrols in atmospheric particles against heterogeneous OH oxidation.

2 Experimental method

2.1 Heterogeneous oxidation of erythritol particles and erythritol–AS particles

The heterogeneous OH oxidation of erythritol particles and erythritol–AS particles was investigated using an aerosol flow tube reactor at 20°C and 85% RH. Experimental details have been given elsewhere (Cheng et al., 2016; Chim et al., 2017a, b; Lam et al., 2019b). Briefly, aqueous droplets

Table 1. Chemical structure, properties, effective rate constant and OH uptake coefficient of pure erythritol particles and erythritol–AS particles with different IORs at 85 % RH.

Compounds	Erythritol			
Structural formula				
Molecular formula	C ₄ H ₁₀ O ₄			
Molecular weight (g mol ⁻¹)	122.12			
Particle composition				
Inorganic-to-organic mass ratio (IOR)	0.0 (pure)	0.5	1.0	5.0
Sulfate-to-organic mass ratio	0.0 (pure)	0.36	0.72	3.64
Mass fraction of erythritol (%)	47.3	28.0	19.9	6.1
Mass fraction of AS (%)	0.0	14.0	19.9	30.5
Mass fraction of water (%) ^a	52.7	58.0	60.2	63.4
Initial mean surface-weighted particle diameter (GSD) (nm)	276.1 (~ 1.2)	278.2 (~ 1.3)	280.5 (~ 1.3)	281.2 (~ 1.3)
Particle density (g cm ⁻³)	1.172 ± 0.010	1.175 ± 0.005	1.177 ± 0.004	1.182 ± 0.001
Effective saturation vapor pressure of erythritol, C* (μg m ⁻³) ^b	0.686	0.792	0.921	1.60
Effective heterogeneous OH oxidation rate constant, k (× 10 ⁻¹³ cm ³ molecule ⁻¹ s ⁻¹)	5.38 ± 0.12	4.00 ± 0.04	3.26 ± 0.05	1.56 ± 0.04
Effective OH uptake coefficient, γ _{eff}	0.45 ± 0.025	0.20 ± 0.010	0.12 ± 0.006	0.02 ± 0.001
Chemical lifetime (d) ^c	14.3 ± 0.33	19.3 ± 0.22	23.6 ± 0.37	49.5 ± 1.43

^a The amount of water is predicted using the aerosol thermodynamic model at 85 % RH before oxidation.

^b Effective saturated vapor pressure of erythritol predicted before oxidation.

^c 24 h averaged OH concentration of 1.5×10^6 molecules cm⁻³.

were atomized using an atomizer and were directly mixed with ozone, oxygen (O₂), dry nitrogen (N₂), humidified N₂ and hexane before being introduced into the reactor. Inside the reactor, the particles were oxidized by gas-phase OH radicals, which were generated by the photolysis of ozone in the presence of ultraviolet light at 254 nm and water vapor. The gas-phase OH concentration was adjusted by varying the ozone concentration and was determined by measuring the change in the concentration of hexane before and after OH oxidation using a gas chromatograph coupled with a flame ionization detector (GC-FID) (Smith et al., 2009). The OH exposure, defined as the products of gas-phase OH concentration and particle residence time, was varied from 0.0 to $\sim 2.29 \times 10^{12}$ molecule cm⁻³ s in all experiments with the particle residence time of 90 s.

After leaving the reactor, the ozone and gas-phase species in the particle stream were removed by passing through an annular Carulite catalyst denuder and an activated charcoal denuder, respectively, to allow the sampling of particle-phase products. A portion of the particle stream was then sampled by a scanning mobility particle sizer (SMPS) for particle size measurements. The remaining flow was directed to a stainless steel tube heater, where the particles were fully vaporized in real time. The resultant gas-phase species were then delivered into an ionization region. The erythritol particles and erythritol–AS particles were confirmed to be fully vaporized at 300 °C before being introduced to the ionization

region in separate experiments, thus yielding a mass spectrum representative of the entire particle (i.e., bulk composition). The gas-phase species leaving the heater were introduced into an atmospheric pressure ionization region, a narrow open space between the DART ionization source (IonSense: DART SVP, Ionsense Inc.), and the inlet orifice of the high-resolution mass spectrometer (Thermo Fisher, Q Exactive Orbitrap) for real-time ionization and detection (Nah et al., 2013; Chan et al., 2013, 2014).

In the ionization region, the electrons (e⁻) produced by the Penning ionization of metastable He in the DART ionization source were captured by atmospheric O₂ molecules to form anionic oxygen ions (O₂⁻), which then react with gas-phase species (Cody et al., 2005). Nah et al. (2013) have reported that erythritol can be detected as its deprotonated molecular ion, [M–H]⁻, which can be formed via the proton abstraction from one of the hydroxyl groups of erythritol by O₂⁻. As discussed later, carboxylic acids are likely formed upon oxidation and can be detected as [M–H]⁻ as well (Nah et al., 2013). The resultant ions were sampled by the high-resolution mass spectrometer and the particle DART mass spectra were analyzed using the Xcalibur software (Thermo Fisher Scientific).

Control experiments were also carried out to investigate the effects of O₃ and UV light on particles: one in the presence of O₃ without the UV light and one in the presence of UV light without O₃. There were no significant changes in

the particle DART mass spectra in both control experiments for erythritol and erythritol–AS particles, indicating that erythritol likely does not react with ozone and is not likely to be photolyzed. Additionally, no erythritol signal was observed when erythritol particles and erythritol–AS particles were removed from the particle stream by filtration using a particle filter before entering the heater. This suggests the evaporation of erythritol was not significant under our experimental conditions, which agrees with the results reported by Kessler et al. (2010).

2.2 Physical state and mixing timescale of erythritol particles

The physical state of particles can play a key factor in determining the composition, morphology and properties (e.g., viscosity) of the particles, which in turn influence the heterogeneous reactivity (Renbaum and Smith, 2009; Slade and Knopf, 2014; Fan et al., 2015; Marshall et al., 2018; Karadima et al., 2019). Marsh et al. (2017) have measured the hygroscopicity of erythritol particles and found that erythritol particles are spherical droplets over their experimental RH range (60 %–100 %). Given the hygroscopic data and erythritol particles were always exposed to high RH (i.e., 85 %) and did not pass through a diffusion dryer in our system, they were likely aqueous droplets before oxidation. At low RH, erythritol particles are known to be viscous (Song et al., 2016; Grayson et al., 2017; Chu et al., 2018). With high particle viscosity, the diffusion of erythritol molecules from the bulk phase to the particle surface for oxidation slows down, and the overall heterogeneous reaction rate can be controlled by the diffusion (Chim et al., 2018; Marshall et al., 2018). To investigate whether particle viscosity affects the heterogeneous OH reactivity of erythritol particles at 85 % RH in this work, we calculated the characteristic timescale for diffusive mixing time (τ_D) of erythritol within the particle and that for gas-phase OH–erythritol particle collisional timescale (τ_{coll}) (Chim et al., 2018). The τ_D can be calculated as follows (Abbatt et al., 2012):

$$\tau_D = \frac{D_p^2}{4D_{\text{org}}\pi^2}, \quad (1)$$

where D_p is the mean surface-weighted diameter of erythritol particles ($D_p = 276.1$ nm) and D_{org} is the diffusion coefficient of erythritol in the particle, which can be estimated using the Stokes–Einstein equation (Laguerie et al., 1976):

$$D_{\text{org}} = \frac{k_b T}{6\pi\eta R_H}, \quad (2)$$

where D_{org} is the diffusion coefficient (m^2s^{-1}), k_b is the Boltzmann constant, T is the temperature, η is the viscosity ($\eta = 1.9 \times 10^{-3}$ Pa s at 293 K and 85 % RH) (Song et al., 2016) and R_H is the hydrodynamic radius of a erythritol molecule ($R_H = 0.34 \pm 0.01$ nm) (Chu et al., 2018). Using Eq. (2), D_{org} is calculated to be 3.54×10^{-10} m^2s^{-1} and

the τ_D is estimated to be 5.45×10^{-6} s at 85 % RH. The collision timescale between erythritol particles and gas-phase OH radicals, τ_{coll} , can be estimated from the collision frequency (J_{coll}) of gas-phase OH radicals on the particle surface (Chim et al., 2018):

$$J_{\text{coll}} \cong \frac{[\text{OH}] \overline{c_{\text{OH}}} A}{4}, \quad (3)$$

where $\overline{c_{\text{OH}}}$ is the mean thermal velocity of gas-phase OH radicals and A is the surface area of the erythritol particle. Using Eq. (3), τ_{coll} ($= 1/J_{\text{coll}}$) is estimated to be about 2.36×10^{-6} s at the maximum OH exposure (i.e., highest gas-phase OH concentration). In this study, as the diffusive mixing timescale ($\tau_D = 5.45 \times 10^{-6}$ s) and OH particle collisional timescale ($\tau_{\text{coll}} = 2.36 \times 10^{-6}$ s) are estimated to be in the same order of magnitude, erythritol could be reasonably assumed to be well mixed within the particles under our experimental conditions.

2.3 Physical state and mixing timescale of erythritol–AS particles

Organic compounds and inorganic salts usually coexist in atmospheric particles. In response to atmospheric conditions (e.g., RH and temperature) and particle composition, these mixed particles can undergo phase transition (deliquescence and crystallization) and phase separation (e.g., solid–liquid and liquid–liquid phase separation) (Braban and Abbatt, 2004; Song et al., 2012; You et al., 2013, 2014; Veghte et al., 2014; Karadima et al., 2019). Laboratory studies have reported that no phase separation was observed for organic–inorganic particles when organic compounds had an O/C ratio larger than 0.8. Although the physical state of erythritol–AS particles has not been experimentally measured, erythritol–AS particles are likely aqueous droplets at high RH (i.e., 85 % RH) and exist as a single aqueous phase prior to oxidation, as erythritol has an O/C ratio of 1 (Table 1). To the best of our knowledge, the viscosity of erythritol–AS particles with different IOR has not been reported in the literature. However, for the purposes of this work we will assume that erythritol is well mixed within all erythritol–AS particles prior to oxidation under our experimental conditions.

3 Results and discussion

3.1 Particle DART mass spectra of erythritol and erythritol–AS particles

The particle DART mass spectra of erythritol and erythritol–AS particles with different IORs before and after OH oxidation are shown in Fig. 1. For erythritol particles, before oxidation, only one major peak of the deprotonated molecular ion of erythritol ($\text{C}_4\text{H}_9\text{O}_4^-$) at m/z 111 is observed, together with some small background peaks. After oxidation, at the

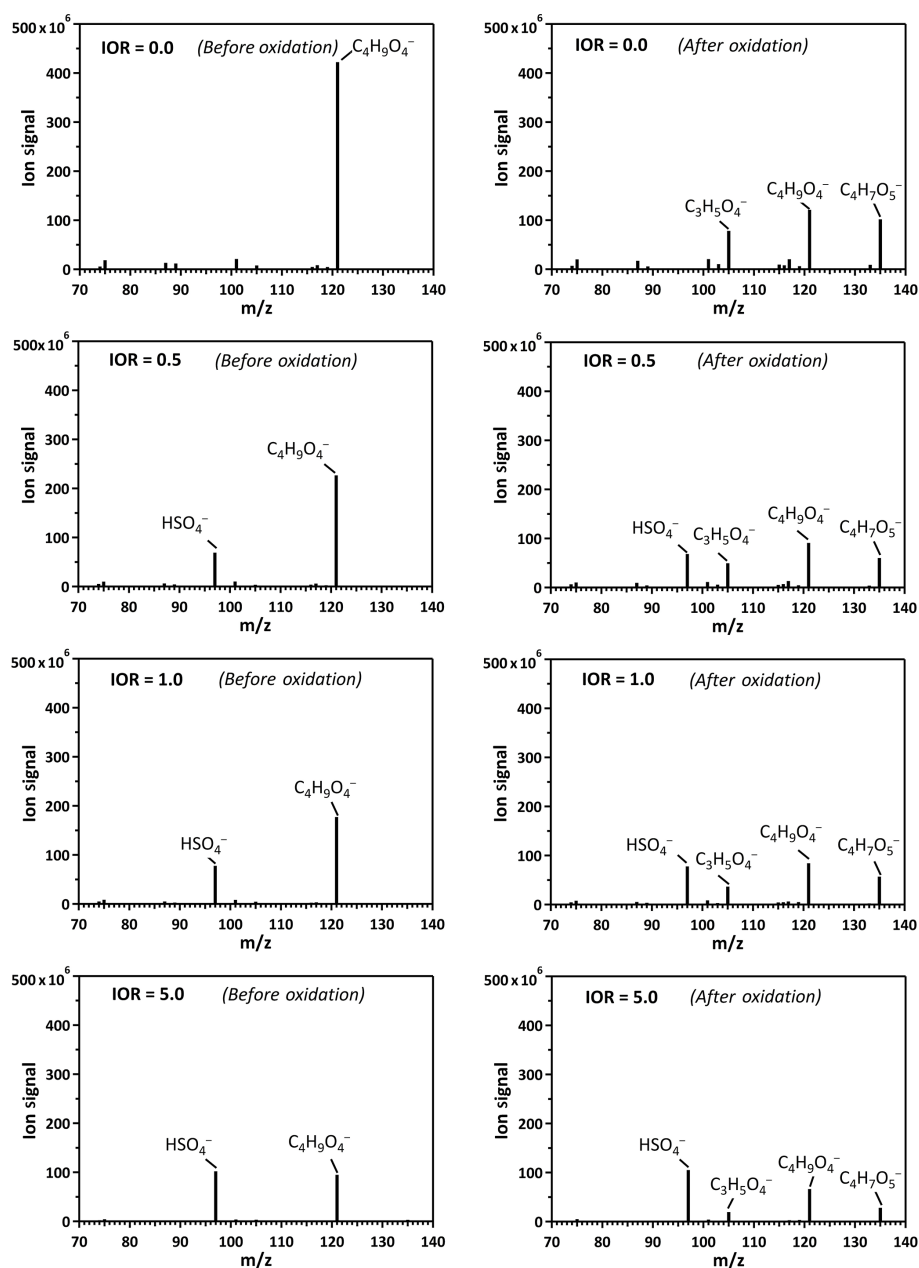


Figure 1. Particle DART mass spectra for erythritol particles and erythritol-AS particles at different IORs before and after oxidation (at the highest OH exposure of $\sim 2.29 \times 10^{12}$ molecule cm^{-3} s).

highest OH exposure, unreacted erythritol has the largest signal and accounts for 27.8% of the total ion signal. Two major product peaks evolve. The C₄ functionalization products (C₄H₈O₅) and C₃ fragmentation products (C₃H₆O₄) contribute 23.4% and 17.9% of the total ion signal, respectively. Some small product peaks (C₄H₇O₄⁻, C₄H₅O₄⁻, C₄H₃O₄⁻ and C₃H₅O₃⁻) are also detected.

The particle DART mass spectra of erythritol-AS particles are very similar to that of erythritol particles, except for an inorganic sulfate peak. Before oxidation, there are two major

peaks at m/z 97 and m/z 111, corresponding to the bisulfate ion (HSO₄⁻) and the deprotonated molecular ion of erythritol (C₄H₉O₄⁻), respectively. After oxidation, the C₄ functionalization products (C₄H₈O₅) and C₃ fragmentation products (C₃H₆O₄) are the two major products, together with some minor product peaks. The HSO₄⁻ likely originated from AS. Before being introduced to the ionization region, erythritol-AS particles were fully vaporized under high temperature and may thus thermally decompose into gas-phase NH₃ and H₂SO₄ (Drewnick et al., 2015), which can be detected as

HSO_4^- via direct ionization (Hajslova et al., 2011; Lam et al., 2019a, b; Kwong et al., 2018a, b). The intensity of HSO_4^- before and after oxidation (Fig. S1, in the Supplement) showed no significant change, which is consistent with the argument in previous studies (Cooper and Abbatt, 1996; Anastasio and Newberg, 2007) that the surface reaction between dissolved sulfate ions and gas-phase OH radicals is not efficient. As the same reaction products are observed for both erythritol particles and erythritol–AS particles with different IORs, these results suggest that the heterogeneous OH reaction mechanisms of erythritol are not significantly affected by the presence and amount of AS.

As shown in Fig. 1, the deprotonated molecular ion of erythritol is the dominant peak in the mass spectra before oxidation, suggesting that the thermal decomposition of erythritol might not be significant. These results are consistent with the literature (Nah et al., 2013). Nah et al. (2013) have also shown that the deprotonated molecular ions are the dominant ions for carboxylic acids in their particle DART analysis. Taken together, these results indicate that the effect of thermal decomposition on the observed products may be insignificant. However, we would like to note that some possible reaction products (e.g., organic peroxides and oligomers) could be formed from reactions between peroxy radicals (Stark et al., 2017). We do not rule out the formation of these products upon OH oxidation of erythritol, as they may undergo thermal decomposition at high temperature with the cleavage of O–O bonds (Mukundan and Kishore, 1990). Further investigation into the formation of organic peroxides and oligomers upon heterogeneous OH oxidation of organic compounds is desirable. In the following, the heterogeneous OH kinetics and chemistry of the erythritol and erythritol–AS particles is examined based on the particle DART mass spectra measured at different extents of oxidation.

3.2 Oxidation kinetics of erythritol and erythritol–AS particles

Figure 2a shows the normalized decay of erythritol in erythritol particles and erythritol–AS particles with different IOR as a function of OH exposure. For all these particles, the OH-initiated decay of erythritol exhibits an exponential trend and can be fit with an exponential function:

$$\ln \frac{I}{I_0} = -k [\text{OH}] \cdot t, \quad (4)$$

where I is the signal intensity of erythritol at a given OH exposure, I_0 is the signal intensity before oxidation, k is the effective second-order heterogeneous OH rate constant and $[\text{OH}] \cdot t$ is the OH exposure. It can be seen that the rate of reaction decreases with decreasing amount of erythritol or increasing amount of AS (Table 1). When the IOR increases from 0.0 to 5.0, the k decreases from $5.39 \pm 0.12 \times 10^{-13}$ to $1.56 \pm 0.04 \times 10^{-13} \text{ cm}^3 \text{ molecule}^{-1} \text{ s}^{-1}$. Further, the initial effective OH uptake coefficient, γ_{eff} , defined as the fraction

of OH collisions with erythritol molecule that result in a reaction, can be computed (Kessler et al., 2010; Davies and Wilson, 2015) as follows:

$$\gamma_{\text{eff}} = \frac{2 D_p \rho \text{mfs} N_A k}{3 M \overline{c_{\text{OH}}}}, \quad (5)$$

where D_p is the mean surface-weighted particle diameter before OH oxidation, ρ is the particle density before oxidation, N_A is the Avogadro's number, mfs is the mass fraction of erythritol, M is the molecular weight of erythritol and $\overline{c_{\text{OH}}}$ is the average speed of gas-phase OH radicals. For erythritol particles, the initial mean surface-weighted particle diameter was 276.1 nm and decreased to 255.8 nm after oxidation ($\sim 7.3\%$). The density of erythritol particles is estimated to be 1.173 g cm^{-3} , using the volume additivity rule with the density of water and erythritol (1.451 g cm^{-3}) and particle composition (i.e., mass fraction of solute, mfs). The mfs is derived from the hygroscopicity data reported by Marsh et al. (2017) and is reported to be 0.47 ± 0.02 at 85 % RH, which agrees well with model simulations ($\text{mfs} = 0.482$) using the Aerosol Inorganic–Organic Mixtures Functional groups Activity Coefficients (AIOMFAC) model (Zuend et al., 2008, 2011). For erythritol–AS particles, the particle diameters were measured to be 278.2–281.5 nm before oxidation (Table 1). Slight decreases in particle diameter ($\sim 5.8\%$, $\sim 4.9\%$, $\sim 2.6\%$ at IOR = 0.5, 1.0 and 5.0, respectively) were also observed (Fig. S2). The mfs of erythritol in erythritol–AS particles are obtained from the model simulation using AIOMFAC to be 0.280, 0.210 and 0.061 at IOR = 0.5, 1.0 and 5.0, respectively (Table 1). Based on the composition of erythritol–AS particles (i.e., mfs), the particle density was also estimated using the volume additivity rule with the density of water, erythritol and AS (1.77 g cm^{-3}). Using Eq. (5), the γ_{eff} is calculated to be 0.45 ± 0.025 for erythritol particles (i.e., IOR = 0). For erythritol–AS particles, the γ_{eff} is calculated to be 0.20 ± 0.010 , 0.12 ± 0.006 and 0.02 ± 0.001 at IOR = 0.5, 1.0 and 5.0, respectively. Figure 2b shows that the heterogeneous reactivity of erythritol toward gas-phase OH radicals as a function of IOR at 85 % RH. The γ_{eff} is found to decrease from 0.45 ± 0.025 to 0.02 ± 0.001 when the IOR increases from 0.0 to 5.0. We acknowledge that the span of polydisperse particles could have effects on the determination of γ_{eff} . Further study that measures the γ_{eff} for size-selected monodisperse and polydisperse particles is desired to better investigate the effect of particle size distribution on γ_{eff} calculation.

These results agree with the literature that the addition of AS decreases the overall rate of heterogeneous OH oxidation with organic compounds (Mungall et al., 2017; Kwong et al., 2018b; Lam et al., 2019b). We carried out molecular dynamics (MD) simulations to gain a better insight into the effect of dissolved ions on the heterogeneous OH reactivity of erythritol. The details of the MD simulation are given in the Supplement. Previous simulation results suggest that the excess kinetic energy that an impinging gas molecule may carry will

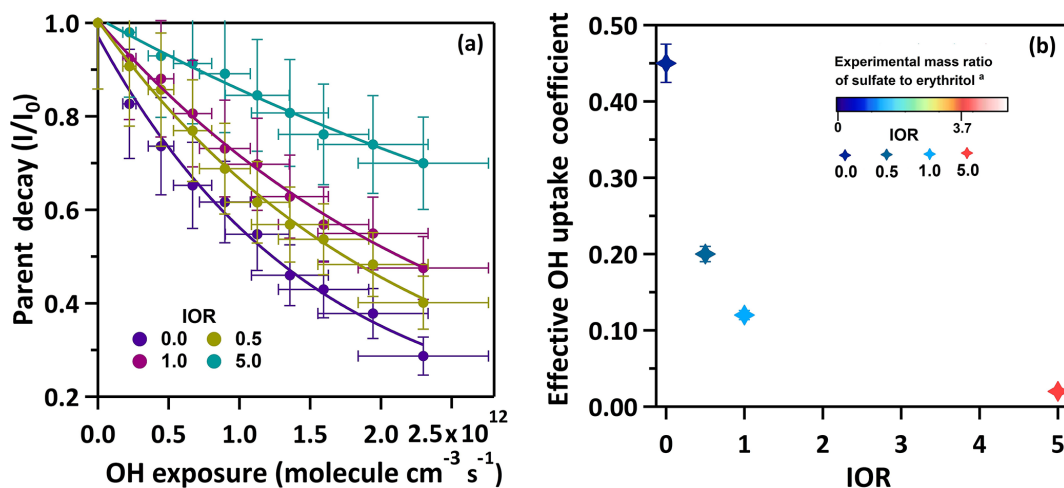


Figure 2. (a) The normalized decay of erythritol as a function of OH exposure during the heterogeneous OH oxidation of erythritol particles and erythritol–AS particles with different IORs. (b) The effective OH uptake coefficient, γ_{eff} . The data points represent γ_{eff} value at different IORs. The color scales represent the range of corresponding sulfate to erythritol mass ratio (0–3.7) at different IORs in this work, which is much smaller than that for ambient mass ratio of sulfate to 2-methyltetrols reported in field studies (~ 1.89 – ~ 250).

dissipate in a few picoseconds after collision (Vieceli et al., 2005; Li et al., 2019). The difference between this very short timescale and the experimental timescale of the reaction on a millisecond timescale indicates that the reaction is likely not initiated by the direct collision between the gas-phase OH radical and the erythritol molecule present at the particle surface. Our simulation also shows that it is not easy for the gas-phase OH radical to collide near an erythritol molecule at first impact with or without salt. With salt, the probability for the gas-phase OH radical to collide near an erythritol molecule becomes even lower because of lower concentrations, as shown in Fig. S3, suggesting that the reaction via direct impact is unlikely.

Some gas-phase OH radicals would be absorbed by the particle after collision, and the reaction would require an absorbed OH radical and an erythritol to meet many times by diffusion before the reaction could happen. To shed light on how likely the absorbed OH radical is to meet erythritol within the droplet, the probability densities of the distance between the centers of mass (COMs) of the OH radical and the closest erythritol molecule in the presence and absence of salt were calculated. As shown in Fig. S4, in the presence of (hygroscopic) salt, the erythritol–AS particle contains more water and the concentrations of erythritol and adsorbed OH radical are smaller, making the average distance between the OH radical and its nearest erythritol longer relative to pure erythritol particle. The longer average distance would slow down the reaction rate, which is consistent with the decreased reaction rate in the experiment in the presence of salt.

Another possibility for explaining this lower heterogeneous reactivity might be that it is due to the change in surface–bulk partitioning behavior of organic compound in the presence of AS, which could potentially alter the sur-

face concentration of organic reactant. Previous studies have found that the addition of AS could result in a pronounced increase and decrease in particle surface tension compared to that of organic and water particles, indicating a salting in and out effect (Ekström et al., 2009; Zhang and Carloni, 2012; Boyer and Dutcher, 2017; Fan et al., 2019). These effects might result in smaller and larger surface concentration of organics than that in the bulk and further affect the overall reactivity. To the best of our knowledge, the surface–bulk-partitioning behavior of erythritol molecules in the presence of AS has not been experimentally measured. Ekström et al. (2009) have measured the surface tension using a FTÅ 125 tensiometer and have reported that when AS was mixed with 2-methylerythritol (with chemical structures similar to erythritol), the surface tension, σ , was found to increase compared to that of 2-methylerythritol. For instance, for the system with 17 wt% of AS and 0.05 M of 2-methylerythritol, the surface tension was $\sim 72.6 \text{ mN m}^{-1}$, which is larger than that for the 2-methylerythritol–water system (σ (0.05 M) $\approx 69.7 \text{ mN m}^{-1}$). In their study, the surface tension increased from ~ 50.3 to 72.6 mN m^{-1} when IOR increased from ~ 0.8 to ~ 25.0 , suggesting a salting in effect. On the other hand, Riva et al. (2019) have recently observed an interfacial tension depression using a biphasic micro-fluidic platform when AS was mixed with 2-methyltetrols (1.55 M of AS and 0.37 M of 2-methyltetrols; IOR ≈ 4.1), suggesting a salting out effect. Based on these two results, the salt effect on the surface–bulk-partitioning behavior of 2-methyltetrols and likely erythritol remains unclear. Future investigations that can represent the distribution of erythritol molecules well at the particle surface are desirable to better understand how the presence of salts would alter the surface concentration

of organic molecules and ultimately affect its heterogeneous reactivity.

Based on the kinetic data, we also estimate the chemical lifetime of erythritol against heterogeneous OH oxidation, τ under different particle compositions (i.e., IOR) at 85 % RH (Kroll et al., 2015):

$$\tau = \frac{[\text{erythritol}]}{d[\text{erythritol}]/dt} = \frac{1}{k[\text{OH}]}. \quad (6)$$

As shown in Table 1, assuming a 24 h averaged OH concentration of $1.5 \times 10^6 \text{ molecule cm}^{-3}$ (Mao et al., 2009), the τ of pure erythritol particles is estimated to be $14.7 \pm 0.33 \text{ d}$. The timescales are slightly longer than those of other important particle removal processes, such as dry and wet deposition ($\sim 5\text{--}12 \text{ d}$) with the similar particle size (200 nm) (Kanakidou et al., 2005). A similar result has been reported in the literature. Kessler et al. (2010) have investigated the heterogeneous OH oxidation of pure erythritol particles at a lower RH (30 % RH) and reported a chemical lifetime of about $13.8 \pm 1.4 \text{ d}$. These results suggest that the variation in RH does not significantly alter the rate of OH reaction with erythritol. On the other hand, the reaction rates depend on the concentration of erythritol and AS. The chemical lifetime increases from 14.7 ± 0.33 to $49.5 \pm 1.43 \text{ d}$ when the IOR increases from 0.0 to 5.0 (Table 1). These indicate that erythritol become more chemically stable against OH oxidation when the salt is present. We acknowledge that the highest IOR investigated in this work (IOR = 5.0) lies at the low range of IOR reported for the 2-methyltetrols in atmospheric particles. The results of this work might provide insights into how 2-methyltetrols chemically age through heterogeneous OH oxidation in the environments where the emission and photochemical activities of isoprene are significant. We also note that 2-methyltetrols are often mixed with a large amount of AS and the ambient IOR can be as large as ~ 250 . Since the heterogeneous reactivity decreases with increasing IOR, large ambient IOR values may suggest that the heterogeneous OH reactivity of 2-methyltetrols in atmospheric particles would be much slower than previously predicted based on experiments with pure organic particles. It would be reasonable to assume that 2-methyltetrols are likely chemically stable against heterogeneous OH oxidation over their atmospheric timescales.

3.3 Proposed reaction mechanisms

As shown in Fig. 1, the same reaction products are observed for both erythritol and erythritol–AS particles, suggesting the presence and the amount of AS does not significantly affect the formation pathways of major reaction products. We tentatively propose the same reaction pathways for OH reaction with erythritol in the absence and presence of AS based on particle-phase reactions previously reported in the literature (Bethel et al., 2003; Kessler et al., 2010; George and Abbatt, 2010; Kroll et al., 2015). As shown in Scheme 1, OH oxida-

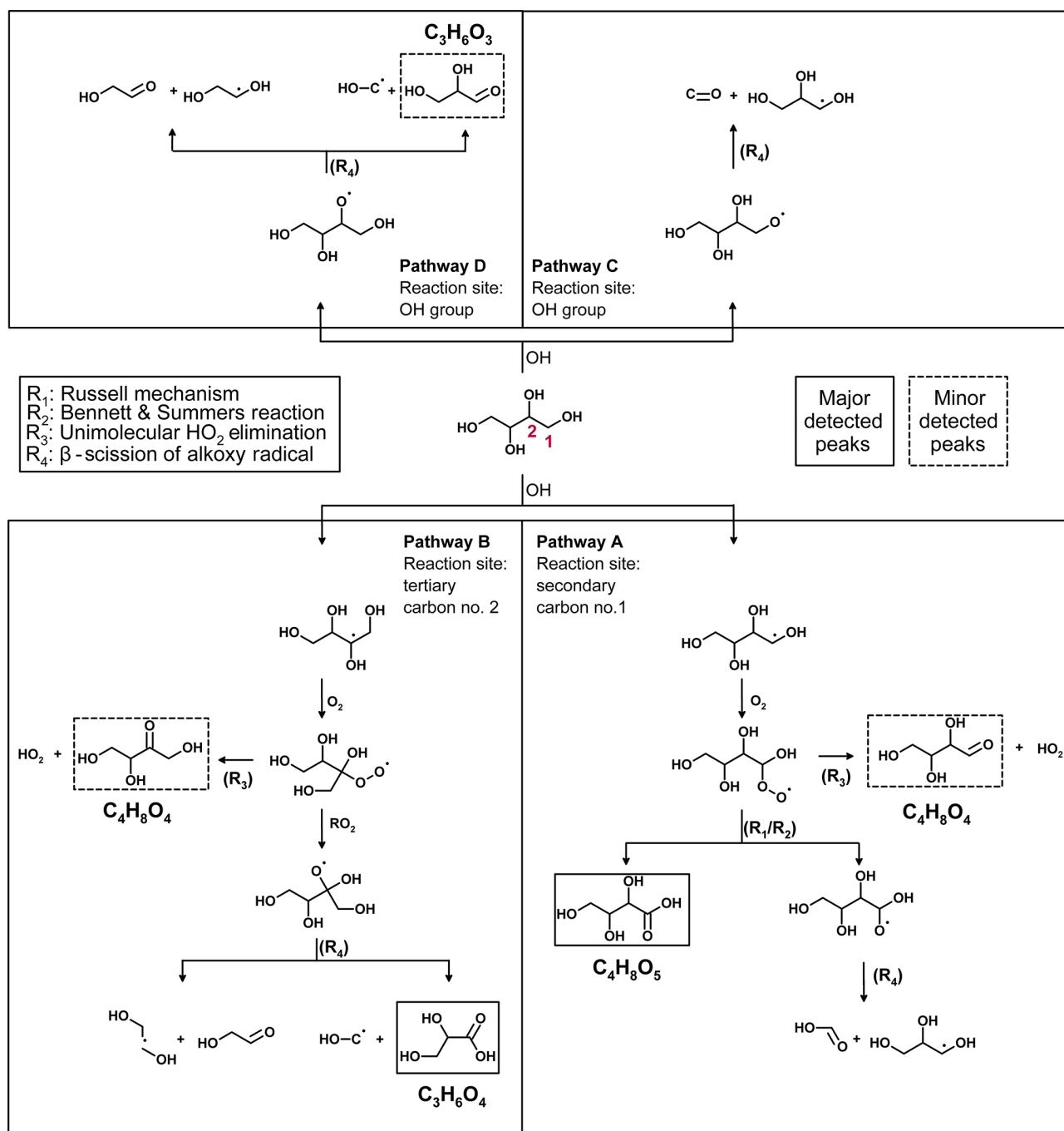
tion with erythritol can be initiated by the hydrogen abstraction from the two C–H bonds (pathway A and pathway B) and two O–H bonds (pathway C and pathway D). A variety of functionalization (Sect. 3.3.1) and fragmentation products (Sect. 3.3.2) can be formed when gas-phase OH radicals attack different reaction sites.

3.3.1 Functionalization products

Scheme 1 shows a variety of functionalization products can be possibly formed during oxidation. The formation of functionalization products likely originated from the hydrogen abstraction that occurred at the C–H bonds (Scheme 1: pathway A and pathway B). This is because when the hydrogen abstraction occurs in the O–H groups (Scheme 1: pathway C and pathway D), the resultant alkoxy radicals tend to decompose into smaller fragmentation products.

As shown in Scheme 1 (pathway A), the major C₄ functionalization product (C₄H₈O₅), as shown in Fig. 1, can be formed when the hydrogen abstraction occurs at the secondary carbon site. At the first oxidation step, an alkyl radical is formed after hydrogen abstraction by OH radicals and quickly reacts with an oxygen molecule to form a peroxy radical. The self-reactions of two peroxy radicals can produce the C₄ carboxylic acid (C₄H₈O₅) via well-known particle-phase reactions, such as Russell and Bennett and Summers reactions (Russell, 1957; Bennett and Summers, 1974). While a carboxylic acid group is formed during oxidation, the effective saturation vapor pressure, C^* of the C₄ carboxylic acid is estimated to be $0.195 \mu\text{g m}^{-3}$ using the saturation vapor pressure predicted by EVAPORATION (Compernelle et al., 2011). Given its low volatility, it likely remains in particle phase upon production.

A small peak has been observed for another C₄ functionalization products (C₄H₈O₄) (Fig. 1). The formation of these products could be originated from the unimolecular HO₂ elimination of hydroxyperoxy radicals (Bothe et al., 1983; Bethel et al., 2003; Kessler et al., 2010). For instance, when the hydrogen abstraction occurs at the secondary carbon site (Scheme 1: pathway A), a hydroxyperoxy radical can undergo the unimolecular HO₂ elimination process to form a C₄ hydroxyaldehyde (C₄H₈O₄). Moreover, when the hydrogen abstraction occurs at the tertiary carbon site (Scheme 1: pathway B), a C₄ hydroxyketone (C₄H₈O₄) can be formed via the same process. This unimolecular HO₂ elimination process is expected to be kinetically favorable for polyols (Bothe et al., 1978a, b). This is because the hydroxyl group adjacent to the peroxy group can stabilize the resultant carbonyl group by forming strong intramolecular hydrogen bond, thus enhancing the unimolecular HO₂ elimination rate (Bothe et al., 1978a, b; Cheng et al., 2016). As shown in Fig. 1, the ion signal intensity of these functionalization products is only less than 5 % of the total ion signal. Although the ionization efficiencies of these products were not corrected in this study, our earlier study found that the ionization efficiency of ke-



Scheme 1. Reaction mechanisms tentatively proposed for the heterogeneous OH oxidation of erythritol.

tone products is higher than alcohol products with same carbon number during the DART ionization processes (Chan et al., 2014). Thus, the low abundance of the ketone and aldehyde products might be better attributed to the high volatilities of these functionalization products. When the unimolecular HO₂ elimination occurs, a hydroxyl group is being converted into a carbonyl group. This increases the volatilities of reaction products compared to their parent compounds. For

instance, the C* of the C₄ hydroxyketone (Scheme 1: pathway B) and the C₄ hydroxyaldehyde (Scheme 1: pathway A) is estimated to be 3.01×10^2 and $6.95 \times 10^2 \mu\text{g m}^{-3}$, respectively. The volatilities of these two products are predicted to be about 1–2 orders of magnitude larger than that of pure erythritol ($C^* = 5.71 \mu\text{g m}^{-3}$).

3.3.2 Fragmentation products

Fragmentation products can be generated from the decomposition of alkoxy radicals during oxidation. The major C₃ fragmentation product likely originated from the hydrogen abstraction at the tertiary carbon site (Scheme 1: pathway B). The alkoxy radicals resulting from peroxy–peroxy reactions can fragment to form a C₂ hydroxyketone (C₂H₄O₂) and a C₃ carboxylic acid (C₃H₆O₄). The C₂ hydroxyketone is volatile ($C^* = 3.75 \times 10^7 \mu\text{g m}^{-3}$) and likely partitions back to the gas phase. For the C₃ carboxylic acid, although a carbon atom is lost, the formation of the carboxylic acid functional group lowers its volatility ($C^* = 5.64 \mu\text{g m}^{-3}$). Thus, it is expected to be nonvolatile and likely remains in the particle phase. Additionally, the structure–activity relationship (SAR) model developed for the decomposition of alkoxy radicals suggests that the formation of the larger fragmentation product (i.e., C₃ carboxylic acid) is more kinetically favorable than that of the smaller fragmentation product (i.e., C₂ hydroxyketone) upon decomposition, as the formation rate coefficient (k_{SAR}) of the C₃ fragmentation product is $7.13 \times 10^{12} \text{ s}^{-1}$, which is about 3 orders of magnitude higher than that of the C₂ fragmentation product ($3.40 \times 10^9 \text{ s}^{-1}$) (Peeters et al., 2004; Vereecken et al., 2009).

During oxidation, a number of fragmentation products can possibly be formed. However, the ion signals of these fragmentation products that remained in the particle phase are very small or not detected in the particle DART mass spectra (Fig. 1). This might be attributable to the volatilization of these fragmentation products. For instance, when the hydrogen abstraction occurs at the secondary carbon site (Scheme 1: pathway A), the decomposition of the alkoxy radical yields a formic acid (HCOOH) (C^* of $1.90 \times 10^7 \mu\text{g m}^{-3}$). Alkoxy radicals can be directly formed when the hydrogen abstraction occurs at the two OH groups (Scheme 1: pathway C and pathway D). The decomposition of resultant alkoxy radicals can yield volatile fragmentation products, such as HCOOH, a C₃ hydroxyaldehyde (C₃H₆O₃, $C^* = 1.75 \times 10^5 \mu\text{g m}^{-3}$) and a C₂ hydroxyketone (C₂H₄O₂, $C^* = 3.75 \times 10^7 \mu\text{g m}^{-3}$). These products likely partition back to the gas phase due to their high volatilities.

Overall, the formation of two major products detected in the particle DART mass spectra (Fig. 1) likely originated from two distinct reaction sites. The major functionalization products (C₄ carboxylic acid) are likely formed when the hydrogen abstraction occurs at the secondary carbon site followed by functionalization processes (Scheme 1: pathway A), while the major fragmentation product (C₃ carboxylic acid) are likely formed from the decomposition of an alkoxy radical formed at the tertiary carbon site (Scheme 1: pathway B). Further investigations into the DART ionization efficiency and detection of both particle-phase and gas-phase products are highly desirable to better understand the reaction mechanisms and assess the relative importance between functionalization, fragmentation and volatilization processes

in governing the composition of erythritol particles during heterogeneous OH oxidation.

4 Conclusions and atmospheric implications

To date, there remains considerable uncertainty in how inorganic salts alter the heterogeneous reactivity of organic compounds, which ultimately governs the chemical lifetime of organic compounds in the atmosphere. Here, we investigated the effects of AS on the kinetics, products and mechanisms upon heterogeneous OH oxidation of erythritol at 85 % RH at different (dry) mass ratios of erythritol and AS. Particle DART mass spectra obtained for both erythritol and erythritol–AS particles showed the same reaction products, suggesting that formation pathways of major reaction products are not significantly affected by the presence and amount of AS. On the other hand, the heterogeneous reactivity of erythritol toward gas-phase OH radicals could be slower in erythritol–AS particles compared to pure erythritol particles, depending on the concentration of erythritol and AS. This could be explained by the colliding probability between OH radical and erythritol in the particle and at the particle surface becoming lower in the presence of salts, resulting in a smaller overall reaction rate. Overall, our results provide evidence that inorganic salts likely alter the heterogeneous reactivity of organic compounds with gas-phase OH radicals rather than the reaction mechanisms. Further, our kinetic data suggest that given the ambient concentration of 2-methyltetrols and AS reported in field measurements, 2-methyltetrols in the atmospheric particles are likely chemically stable against heterogeneous OH oxidation under humid conditions.

Recent studies have shown that the phase state and viscosity of the particles, depending on the particle composition and environmental factors, can significantly affect the diffusivity of organic molecules, water molecules and oxidants such as gas-phase OH radicals, which in turn affect the overall oxidation rate and formation of products (Chan et al., 2014; Slade and Knopf, 2014; Chim et al., 2017b; Marshall et al., 2016, 2018). Isoprene-derived SOA, especially when formed in the presence of acidic sulfate particles, have been reported to be highly viscous (Shrivastava et al., 2017; Olson et al., 2019; Zhang et al., 2019). For instance, Riva et al. (2019) have shown that a viscous IEPOX-SOA coating was likely formed in the presence of acidic sulfate seed particles. The diffusion of organic molecules (e.g., 2-methyltetrols) from the bulk to the particle surface could slow down, lowering the overall heterogeneous reactivity.

To date, the effects of the complex interplay between particle phase, morphology and viscosity on the heterogeneous reactivity remains largely unexplored. We would like to acknowledge that in this study the rate constants and lifetimes measured for well-mixed erythritol particles and erythritol–AS particles at a high RH may be considered an upper limit. The OH oxidation of 2-methyltetrols in ambient particles

could be slower than our reported values, depending on the formation pathways and composition of IEPOX-SOA and atmospheric conditions (e.g., RH and temperature). All of these results suggest that a single kinetic parameter may not be well described for the heterogeneous OH oxidation erythritols and 2-methyltetrols in atmosphere since the rates can vary significantly, depending on the particle composition, phase, and morphology and environmental factors.

Data availability. The underlying research data are available upon request from the corresponding author (mnchan@cuhk.edu.hk).

Supplement. The supplement related to this article is available online at: <https://doi.org/10.5194/acp-20-3879-2020-supplement>.

Author contributions. RX and MNC designed and ran the experiments. RX, HKL and MNC prepared the manuscript. All co-authors provided comments on and suggestions for the manuscript.

Competing interests. The authors declare that they have no conflict of interest.

Acknowledgements. Rongshuang Xu, Hoi Ki Lam and Man Nin Chan are supported by the Hong Kong Research Grants Council (HKRGC) (project ID: 2130626; ref 14300118). Kevin R. Wilson is supported by the Department of Energy, Office of Science, Office of Basic Energy Sciences, Chemical Sciences, Geosciences, and Biosciences Division under contract no. DE-AC02-05CH11231.

Financial support. This research has been supported by the Hong Kong Research Grants Council (HKRGC) (project no. 2130626; ref 14300118) and the Department of Energy, Office of Science, Office of Basic Energy Sciences, Chemical Sciences, Geosciences, and Biosciences Division (contract no. DE-AC02-05CH11231).

Review statement. This paper was edited by Markus Ammann and reviewed by two anonymous referees.

References

- Abbatt, J. P. D., Lee, A. K. Y., and Thornton, J. A.: Quantifying trace gas uptake to tropospheric aerosol: recent advances and remaining challenges, *Chem. Soc. Rev.*, 41, 6555–6581, 2012.
- Anastasio, C. and Newberg, J. T.: Sources and sinks of hydroxyl radical in sea-salt particles, *J. Geophys. Res.-Atmos.*, 112, D10306, <https://doi.org/10.1029/2006jd008061>, 2007.
- Bennett, J. E. and Summers, R.: Product studies of the mutual termination reactions of sec-alkylperoxy radicals: evidence for non-cyclic termination, *Can. J. Chem.*, 52, 1377–1379, <https://doi.org/10.1139/v74-209>, 1974.
- Bethel, H. L., Atkinson, R., and Arey, J.: Hydroxycarbonyl products of the reactions of selected diols with the OH radical, *J. Phys. Chem. A*, 107, 6200–6205, <https://doi.org/10.1021/jp0276931>, 2003.
- Bothe, E., Schuchmann, M. N., Schulte-Frohlinde, D., and Sonntag, C. V.: HO₂ elimination from α -hydroxyalkylperoxy radicals in aqueous solution, *Photochem. Photobiol.*, 28, 639–643, <https://doi.org/10.1111/j.1751-1097.1978.tb06984.x>, 1978a.
- Bothe, E., Schulte-Frohlinde, D., and Sonntag, C. V.: Radiation chemistry of carbohydrates. Part 16. Kinetics of HO₂ elimination from peroxy radicals derived from glucose and polyhydric alcohols, *J. Chem. Soc.*, 2, 416, <https://doi.org/10.1039/p29780000416>, 1978b.
- Bothe, E., Schuchmann, M. N., Schulte-Frohlinde, D., and Sonntag, C. V.: Hydroxyl radical-induced oxidation of ethanol in oxygenated aqueous solutions. a pulse radiolysis and product study, *Zeitschrift für Naturforschung B*, 38, 212–219, <https://doi.org/10.1515/znB-1983-0218>, 1983.
- Boyer, H. C. and Dutcher, C. S.: Atmospheric aqueous aerosol surface tensions: isotherm-based modeling and biphasic microfluidic measurements, *J. Phys. Chem. A*, 121, 4733–4742, <https://doi.org/10.1021/acs.jpca.7b03189>, 2017.
- Braban, C. F. and Abbatt, J. P. D.: A study of the phase transition behavior of internally mixed ammonium sulfate – malonic acid aerosols, *Atmos. Chem. Phys.*, 4, 1451–1459, <https://doi.org/10.5194/acp-4-1451-2004>, 2004.
- Budisulistiorini, S. H., Canagaratna, M. R., Croteau, P. L., Marth, W. J., Baumann, K., Edgerton, E. S., Shaw, S. L., Knipping, E. M., Worsnop, D. R., Jayne, J. T., Gold, A., and Surratt, J. D.: Real-time continuous characterization of secondary organic aerosol derived from isoprene epoxydiols in downtown Atlanta, Georgia, using the aerodyne aerosol chemical speciation monitor, *Environ. Sci. Technol.*, 47, 5686–5694, <https://doi.org/10.1021/es400023n>, 2013.
- Carlton, A. G., Wiedinmyer, C., and Kroll, J. H.: A review of Secondary Organic Aerosol (SOA) formation from isoprene, *Atmos. Chem. Phys.*, 9, 4987–5005, <https://doi.org/10.5194/acp-9-4987-2009>, 2009.
- Chan, M. N., Nah, T., and Wilson, K. R.: Real time in situ chemical characterization of sub-micron organic aerosols using Direct Analysis in Real Time mass spectrometry (DART-MS): the effect of aerosol size and volatility, *The Analyst*, 138, 3749, <https://doi.org/10.1039/c3an00168g>, 2013.
- Chan, M. N., Zhang, H., Goldstein, A. H., and Wilson, K. R.: Role of water and phase in the heterogeneous oxidation of solid and aqueous succinic acid aerosol by hydroxyl radicals, *J. Phys. Chem. C*, 118, 28978–28992, <https://doi.org/10.1021/jp5012022>, 2014.
- Chapleski Jr., R. C., Zhang, Y., Troyaa, D., and Morris, J. R.: Heterogeneous chemistry and reaction dynamics of the atmospheric oxidants, O₃, NO₃, and OH, on organic surfaces, *Chem. Soc. Rev.*, 45, 3731–3746, 2016.
- Cheng, C. T., Chan, M. N., and Wilson, K. R.: Importance of unimolecular HO₂ elimination in the heterogeneous OH reaction of highly oxygenated tartaric acid aerosol, *J. Phys. Chem. A*, 120, 5887–5896, <https://doi.org/10.1021/acs.jpca.6b05289>, 2016.

- Chim, M. M., Cheng, C. T., Davies, J. F., Berkemeier, T., Shiraiwa, M., Zuend, A., and Chan, M. N.: Compositional evolution of particle-phase reaction products and water in the heterogeneous OH oxidation of model aqueous organic aerosols, *Atmos. Chem. Phys.*, 17, 14415–14431, <https://doi.org/10.5194/acp-17-14415-2017>, 2017a.
- Chim, M. M., Chow, C. Y., Davies, J. F., and Chan, M. N.: Effects of relative humidity and particle phase water on the heterogeneous OH oxidation of 2-methylglutaric acid aqueous droplets, *J. Phys. Chem. A*, 121, 1666–1674, <https://doi.org/10.1021/acs.jpca.6b11606>, 2017b.
- Chim, M. M., Lim, C. Y., Kroll, J. H., and Chan, M. N.: Evolution in the reactivity of citric acid toward heterogeneous oxidation by gas-phase OH radicals, *ACS Earth Space Chem.*, 2, 1323–1329, <https://doi.org/10.1021/acsearthspacechem.8b00118>, 2018.
- Chu, Y., Evoy, E., Kamal, S., Song, Y. C., Reid, J. P., Chan, C. K., and Bertram, A. K.: Viscosity of erythritol and erythritol-water particles as a function of water activity: new results and an intercomparison of techniques for measuring the viscosity of particles, *Atmos. Meas. Tech.*, 11, 4809–4822, <https://doi.org/10.5194/amt-11-4809-2018>, 2018.
- Claeys, M.: Formation of secondary organic aerosols through photooxidation of isoprene, *Science*, 303, 1173–1176, <https://doi.org/10.1126/science.1092805>, 2004.
- Cody, R. B., Laramée, J. A., and Durst, H. D.: Versatile new ion source for the analysis of materials in open air under ambient conditions, *Anal. Chem.*, 77, 2297–2302, <https://doi.org/10.1021/ac050162j>, 2005.
- Compernelle, S., Ceulemans, K., and Müller, J.-F.: EVAPO-RATION: a new vapour pressure estimation method for organic molecules including non-additivity and intramolecular interactions, *Atmos. Chem. Phys.*, 11, 9431–9450, <https://doi.org/10.5194/acp-11-9431-2011>, 2011.
- Cooper, P. L. and Abbatt, J. P. D.: Heterogeneous Interactions of OH and HO₂ Radicals with Surfaces Characteristic of Atmospheric Particulate Matter, *J. Phys. Chem.*, 100, 2249–2254, <https://doi.org/10.1021/jp952142z>, 1996.
- D'Ambro, E. L., Lee, B. H., Liu, J., Shilling, J. E., Gaston, C. J., Lopez-Hilfiker, F. D., Schobesberger, S., Zaveri, R. A., Mohr, C., Lutz, A., Zhang, Z., Gold, A., Surratt, J. D., Rivera-Rios, J. C., Keutsch, F. N., and Thornton, J. A.: Molecular composition and volatility of isoprene photochemical oxidation secondary organic aerosol under low- and high-NO_x conditions, *Atmos. Chem. Phys.*, 17, 159–174, <https://doi.org/10.5194/acp-17-159-2017>, 2017.
- Davies, J. F. and Wilson, K. R.: Nanoscale interfacial gradients formed by the reactive uptake of OH radicals onto viscous aerosol surfaces, *Chem. Sci.*, 6, 7020–7027, <https://doi.org/10.1039/c5sc02326b>, 2015.
- Dennis-Smith, B. J., Miles, R. E. H., and Reid, J. P.: Oxidative aging of mixed oleic acid/sodium chloride aerosol particles, *J. Geophys. Res.*, 117, D20204, <https://doi.org/10.1029/2012JD018163>, 2012.
- Drewnick, F., Diesch, J.-M., Faber, P., and Borrmann, S.: Aerosol mass spectrometry: particle–vaporizer interactions and their consequences for the measurements, *Atmos. Meas. Tech.*, 8, 3811–3830, <https://doi.org/10.5194/amt-8-3811-2015>, 2015.
- Ekström, S., Nozière, B., and Hansson, H.-C.: The Cloud Condensation Nuclei (CCN) properties of 2-methyltetrols and C₃-C₆ polyols from osmolality and surface tension measurements, *Atmos. Chem. Phys.*, 9, 973–980, <https://doi.org/10.5194/acp-9-973-2009>, 2009.
- Enami, S., Hoffmann, M. R., and Colussi, A. J.: Extensive H-atom abstraction from benzoate by OH-radicals at the air–water interface, *Phys. Chem. Chem. Phys.*, 18, 31505–31512, <https://doi.org/10.1039/c6cp06652f>, 2016.
- Estillore, A. D., Trueblood, J. V., and Grassian, V. H.: Atmospheric chemistry of bioaerosols: heterogeneous and multiphase reactions with atmospheric oxidants and other trace gases, *Chem. Sci.*, 7, 6604–6616, <https://doi.org/10.1039/c6sc02353c>, 2016.
- Fan, H., Tinsley, M. R., and Goulay, F.: Effect of relative humidity on the OH-initiated heterogeneous oxidation of monosaccharide nanoparticles, *J. Phys. Chem. A*, 119, 11182–11190, 2015.
- Fan, H., Masaya, T. W., and Goulay, F.: Effect of surface–bulk partitioning on the heterogeneous oxidation of aqueous saccharide aerosols, *Phys. Chem. Chem. Phys.*, 21, 2992–3001, <https://doi.org/10.1039/c8cp06785f>, 2019.
- George, I. J. and Abbatt, J. P. D.: Heterogeneous oxidation of atmospheric aerosol particles by gas-phase radicals, *Nat. Chem.*, 2, 713–722, <https://doi.org/10.1038/nchem.806>, 2010.
- Grayson, J. W., Evoy, E., Song, M., Chu, Y., Maclean, A., Nguyen, A., Upshur, M. A., Ebrahimi, M., Chan, C. K., Geiger, F. M., Thomson, R. J., and Bertram, A. K.: The effect of hydroxyl functional groups and molar mass on the viscosity of non-crystalline organic and organic–water particles, *Atmos. Chem. Phys.*, 17, 8509–8524, <https://doi.org/10.5194/acp-17-8509-2017>, 2017.
- Hajslova, J., Cajka, T., and Vaclavik, L.: Challenging applications offered by direct analysis in real time (DART) in food-quality and safety analysis, *TrAC-Trend Anal. Chem.*, 30, 204–218, <https://doi.org/10.1016/j.trac.2010.11.001>, 2011.
- He, Q.-F., Ding, X., Fu, X.-X., Zhang, Y.-Q., Wang, J.-Q., Liu, Y.-X., Tang, M.-J., Wang, X.-M., and Rudich, Y.: Secondary organic aerosol formation from isoprene epoxides in the Pearl River Delta, South China: IEPOX- and HMML-Derived Tracers, *J. Geophys. Res.-Atmos.*, 123, 6999–7012, <https://doi.org/10.1029/2017jd028242>, 2018.
- Hu, W. W., Campuzano-Jost, P., Palm, B. B., Day, D. A., Ortega, A. M., Hayes, P. L., Krechmer, J. E., Chen, Q., Kuwata, M., Liu, Y. J., de Sá, S. S., McKinney, K., Martin, S. T., Hu, M., Budisulistiorini, S. H., Riva, M., Surratt, J. D., St. Clair, J. M., Isaacman-Van Wertz, G., Yee, L. D., Goldstein, A. H., Carbone, S., Brito, J., Artaxo, P., de Gouw, J. A., Koss, A., Wisthaler, A., Mikoviny, T., Karl, T., Kaser, L., Jud, W., Hansel, A., Docherty, K. S., Alexander, M. L., Robinson, N. H., Coe, H., Allan, J. D., Canagaratna, M. R., Paulot, F., and Jimenez, J. L.: Characterization of a real-time tracer for isoprene epoxydiols-derived secondary organic aerosol (IEPOX-SOA) from aerosol mass spectrometer measurements, *Atmos. Chem. Phys.*, 15, 11807–11833, <https://doi.org/10.5194/acp-15-11807-2015>, 2015.
- Hu, W., Palm, B. B., Day, D. A., Campuzano-Jost, P., Krechmer, J. E., Peng, Z., de Sá, S. S., Martin, S. T., Alexander, M. L., Baumann, K., Hacker, L., Kiendler-Scharr, A., Koss, A. R., de Gouw, J. A., Goldstein, A. H., Seco, R., Sjostedt, S. J., Park, J.-H., Guenther, A. B., Kim, S., Canonaco, F., Prévôt, A. S. H., Brune, W. H., and Jimenez, J. L.: Volatility and lifetime against OH heterogeneous reaction of ambient isoprene-epoxydiols-derived secondary organic aerosol (IEPOX-SOA), *Atmos. Chem.*

- Phys., 16, 11563–11580, <https://doi.org/10.5194/acp-16-11563-2016>, 2016.
- Huang, Y., Barraza, K. M., Kenseth, C. M., Zhao, R., Wang, C., Beauchamp, J. L., and Seinfeld, J. H.: Probing the OH oxidation of pinonic acid at the air–water interface using Field-Induced Droplet Ionization Mass Spectrometry (FIDI-MS), *J. Phys. Chem. A*, 122, 6445–6456, <https://doi.org/10.1021/acs.jpca.8b05353>, 2018.
- Kanakidou, M., Seinfeld, J. H., Pandis, S. N., Barnes, I., Dentener, F. J., Facchini, M. C., Van Dingenen, R., Ervens, B., Nenes, A., Nielsen, C. J., Swietlicki, E., Putaud, J. P., Balkanski, Y., Fuzzi, S., Horth, J., Moortgat, G. K., Winterhalter, R., Myhre, C. E. L., Tsigaridis, K., Vignati, E., Stephanou, E. G., and Wilson, J.: Organic aerosol and global climate modelling: a review, *Atmos. Chem. Phys.*, 5, 1053–1123, <https://doi.org/10.5194/acp-5-1053-2005>, 2005.
- Karadima, K. S., Mavrantzas, V. G., and Pandis, S. N.: Insights into the morphology of multicomponent organic and inorganic aerosols from molecular dynamics simulations, *Atmos. Chem. Phys.*, 19, 5571–5587, <https://doi.org/10.5194/acp-19-5571-2019>, 2019.
- Kessler, S. H., Smith, J. D., Che, D. L., Worsnop, D. R., Wilson, K. R., and Kroll, J. H.: Chemical sinks of organic aerosol: kinetics and products of the heterogeneous oxidation of erythritol and levoglucosan, *Environ. Sci. Technol.*, 44, 7005–7010, <https://doi.org/10.1021/es101465m>, 2010.
- Kleindienst, T. E., Lewandowski, M., Offenberg, J. H., Edney, E. O., Jaoui, M., Zheng, M., Ding, X., and Edgerton, E. S.: Contribution of primary and secondary sources to organic aerosol and PM_{2.5} at SEARCH Network Sites, *J. Air Waste Manage. Assoc.*, 60, 1388–1399, <https://doi.org/10.3155/1047-3289.60.11.1388>, 2010.
- Kourtchev, I., Ruuskanen, T., Maenhaut, W., Kulmala, M., and Claeys, M.: Observation of 2-methyltetrols and related photo-oxidation products of isoprene in boreal forest aerosols from Hyytiälä, Finland, *Atmos. Chem. Phys.*, 5, 2761–2770, <https://doi.org/10.5194/acp-5-2761-2005>, 2005.
- Kroll, J. H., Lim, C. Y., Kessler, S. H., and Wilson, K. R.: Heterogeneous oxidation of atmospheric organic aerosol: kinetics of changes to the amount and oxidation state of particle-phase organic carbon, *J. Phys. Chem. A*, 119, 10767–10783, <https://doi.org/10.1021/acs.jpca.5b06946>, 2015.
- Kwong, K. C., Chim, M. M., Davies, J. F., Wilson, K. R., and Chan, M. N.: Importance of sulfate radical anion formation and chemistry in heterogeneous OH oxidation of sodium methyl sulfate, the smallest organosulfate, *Atmos. Chem. Phys.*, 18, 2809–2820, <https://doi.org/10.5194/acp-18-2809-2018>, 2018a.
- Kwong, K. C., Chim, M. M., Hoffmann, E. H., Tilgner, A., Herrmann, H., Davies, J. F., Wilson, K. R., and Chan, M. N.: Chemical transformation of methanesulfonic acid and sodium methanesulfonate through heterogeneous OH oxidation, *ACS Earth Space Chem.*, 2, 895–903, <https://doi.org/10.1021/acsearthspacechem.8b00072>, 2018b.
- Laguerie, C., Aubry, M., and Couderc, J. P.: Some physicochemical data on monohydrate citric acid solutions in water: solubility, density, viscosity, diffusivity, pH of standard solution, and refractive index, *J. Chem. Eng. Data*, 21, 85–87, 1976.
- Lam, H. K., Kwong, K. C., Poon, H. Y., Davies, J. F., Zhang, Z., Gold, A., Surratt, J. D., and Chan, M. N.: Heterogeneous OH oxidation of isoprene-epoxydiol-derived organosulfates: kinetics, chemistry and formation of inorganic sulfate, *Atmos. Chem. Phys.*, 19, 2433–2440, <https://doi.org/10.5194/acp-19-2433-2019>, 2019a.
- Lam, H. K., Shum, S. M., Davies, J. F., Song, M., Zuend, A., and Chan, M. N.: Effects of inorganic salts on the heterogeneous OH oxidation of organic compounds: insights from methylglutaric acid–ammonium sulfate, *Atmos. Chem. Phys.*, 19, 9581–9593, <https://doi.org/10.5194/acp-19-9581-2019>, 2019b.
- Lewandowski, M., Jaoui, M., Kleindienst, T. E., Offenberg, J. H., and Edney, E. O.: Composition of PM_{2.5} during the summer of 2003 in Research Triangle Park, North Carolina, *Atmos. Environ.*, 41, 4073–4083, <https://doi.org/10.1016/j.atmosenv.2007.01.012>, 2007.
- Li, W., Pak, C. Y., Wang, X., and Tse, Y.-L. S.: Uptake of common atmospheric gases by organic-coated water droplets, *J. Phys. Chem. C*, 123, 18924–18931, 2019.
- Mao, J., Ren, X., Brune, W. H., Olson, J. R., Crawford, J. H., Fried, A., Huey, L. G., Cohen, R. C., Heikes, B., Singh, H. B., Blake, D. R., Sachse, G. W., Diskin, G. S., Hall, S. R., and Shetter, R. E.: Airborne measurement of OH reactivity during INTEX-B, *Atmos. Chem. Phys.*, 9, 163–173, <https://doi.org/10.5194/acp-9-163-2009>, 2009.
- Marsh, A., Miles, R. E. H., Rovelli, G., Cowling, A. G., Nandy, L., Dutcher, C. S., and Reid, J. P.: Influence of organic compound functionality on aerosol hygroscopicity: dicarboxylic acids, alkyl-substituents, sugars and amino acids, *Atmos. Chem. Phys.*, 17, 5583–5599, <https://doi.org/10.5194/acp-17-5583-2017>, 2017.
- Marshall, F. H., Miles, R. E. H., Song, Y.-C., Ohm, P. B., Power, R. M., Reid, J. P., and Dutcher, C. S.: Diffusion and reactivity in ultra-viscous aerosol and the correlation with particle viscosity, *Chem. Sci.*, 7, 1298–1308, <https://doi.org/10.1039/c5sc03223g>, 2016.
- Marshall, F. H., Berkemeier, T., Shiraiwa, M., Nandy, L., Ohm, P. B., Dutcher, C. S., and Reid, J. P.: Influence of particle viscosity on mass transfer and heterogeneous ozonolysis kinetics in aqueous-sucrose-maleic acid aerosol, *Phys. Chem. Chem. Phys.*, 20, 15560–15573, <https://doi.org/10.1039/c8cp01666f>, 2018.
- McNeill, V. F., Wolfe, G. M., and Thornton, J. A.: The Oxidation of oleate in submicron aqueous salt aerosols: evidence of a surface process, *J. Phys. Chem. A*, 111, 1073–1083, <https://doi.org/10.1021/jp066233f>, 2007.
- McNeill, V. F., Yatavelli, R. L. N., Thornton, J. A., Stipe, C. B., and Landgrebe, O.: Heterogeneous OH oxidation of palmitic acid in single component and internally mixed aerosol particles: vaporization and the role of particle phase, *Atmos. Chem. Phys.*, 8, 5465–5476, <https://doi.org/10.5194/acp-8-5465-2008>, 2008.
- Mukundan, T. and Kishore, K.: Synthesis, characterization and reactivity of polymeric peroxides, *Prog. Poly. Sci.*, 15, 475–505, [https://doi.org/10.1016/0079-6700\(90\)90004-k](https://doi.org/10.1016/0079-6700(90)90004-k), 1990.
- Mungall, E. L., Wong, J. P. S., and Abbatt, J. P. D.: Heterogeneous oxidation of particulate methanesulfonic acid by the hydroxyl radical: Kinetics and atmospheric implications, *ACS Earth Space Chem.*, 2, 48–55, 2017.
- Nah, T., Chan, M., Leone, S. R., and Wilson, K. R.: Real time in situ chemical characterization of submicrometer organic particles using direct analysis in Real Time-Mass Spectrometry, *Anal.*

- Chem., 85, 2087–2095, <https://doi.org/10.1021/ac302560c>, 2013.
- Olson, N. E., Lei, Z., Craig, R. L., Zhang, Y., Chen, Y., Lambe, A. T., Zhang, Z., Gold, A., Surratt, J. D., and Ault, A. P.: Reactive Uptake of Isoprene Epoxydiols Increases the Viscosity of the Core of Phase-Separated Aerosol Particles, *ACS Earth Space Chem.*, 3, 1402–1414, <https://doi.org/10.1021/acsearthspacechem.9b00138>, 2019.
- Peeters, J., Fantechi, G., and Vereecken, L.: A generalized structure-activity relationship for the decomposition of (substituted) alkoxy radicals, *J. Atmos. Chem.*, 48, 59–80, <https://doi.org/10.1023/b:joch.0000034510.07694.ce>, 2004.
- Renbaum, L. H. and Smith G. D.: The importance of phase in the radical-initiated oxidation of model organic aerosols: reactions of solid and liquid brassidic acid particles, *Phys. Chem. Chem. Phys.*, 11, 2441–2451, <https://doi.org/10.1039/b816799k>, 2009.
- Riva, M., Chen, Y., Zhang, Y., Lei, Z., Olson, N. E., Boyer, H. C., Narayan, S., Yee, L. D., Green, H. S., Cui, T., Zhang, Z., Baumann, K., Fort, M., Edgerton, E., Budisulistiorini, S. H., Rose, C. A., Ribeiro, I. O., Oliveira, R. L. E., Santos, E. O. D., Machado, C. M. D., Szopa, S., Zhao, Y., Alves, E. G., Sá, S. S. D., Hu, W., Knipping, E. M., Shaw, S. L., Junior, S. D., Souza, R. A. F. D., Palm, B. B., Jimenez, J.-L., Glasius, M., Goldstein, A. H., Pye, H. O. T., Gold, A., Turpin, B. J., Vizuete, W., Martin, S. T., Thornton, J. A., Dutcher, C. S., Ault, A. P., and Surratt, J. D.: Increasing Isoprene Epoxydiol-to-Inorganic Sulfate Aerosol Ratio Results in Extensive Conversion of Inorganic Sulfate to Organosulfur Forms: Implications for Aerosol Physicochemical Properties, *Environ. Sci. Technol.*, 53, 8682–8694, <https://doi.org/10.1021/acs.est.9b01019>, 2019.
- Rudich, Y., Donahue, N. M., and Mentel, T. F.: Aging of organic aerosol: bridging the gap between laboratory and field studies, *Annu. Rev. Phys. Chem.*, 58, 321–352, <https://doi.org/10.1146/annurev.physchem.58.032806.104432>, 2007.
- Russell, G. A.: Deuterium-isotope effects in the autoxidation of aralkyl hydrocarbons. mechanism of the interaction of peroxy radicals¹, *J. Am. Chem. Soc.*, 79, 3871–3877, <https://doi.org/10.1021/ja01571a068>, 1957.
- Schauer, J. J., Fraser, M. P., Cass, G. R., and Simoneit, B. R. T.: Source reconciliation of atmospheric gas-phase and particle-phase pollutants during a severe photochemical smog episode, *Environ. Sci. Technol.*, 36, 3806–3814, <https://doi.org/10.1021/es011458j>, 2002.
- Shrivastava, M., Cappa, C. D., Fan, J., Goldstein, A. H., Guenther, A. B., Jimenez, J. L., Kuang, C., Laskin, A., Martin, S. T., Ng, N. L., Petaja, T., Pierce, J. R., Rasch, P. J., Roldin, P., Seinfeld, J. H., Shilling, J., Smith, J. N., Thornton, J. A., Volkamer, R., Wang, J., Worsnop, D. R., Zaveri, R. A., Zelenyuk, A., and Zhang, Q.: Recent advances in understanding secondary organic aerosol: Implications for global climate forcing, *Rev. Geophys.*, 55, 509–559, <https://doi.org/10.1002/2016rg000540>, 2017.
- Slade, J. H. and Knopf, D. A.: Multiphase OH oxidation kinetics of organic aerosol: The role of particle phase state and relative humidity, *Geophys. Res. Lett.*, 41, 5297–5306, <https://doi.org/10.1002/2014gl060582>, 2014.
- Smith, J. D., Kroll, J. H., Cappa, C. D., Che, D. L., Liu, C. L., Ahmed, M., Leone, S. R., Worsnop, D. R., and Wilson, K. R.: The heterogeneous reaction of hydroxyl radicals with sub-micron squalane particles: a model system for understanding the oxidative aging of ambient aerosols, *Atmos. Chem. Phys.*, 9, 3209–3222, <https://doi.org/10.5194/acp-9-3209-2009>, 2009.
- Socorro, J., Lakey, P. S. J., Han, L., Berkemeier, T., Lammel, G., Zetzsch, C., Pöschl, U., and Shiraiwa, M.: Heterogeneous OH oxidation, shielding effects and implications for the atmospheric fate of terbuthylazine and other pesticides, *Environ. Sci. Technol.*, 51, 13749–13754, 2017.
- Song, M., Marcolli, C., Krieger, U. K., Zuend, A., and Peter, T.: Liquid-liquid phase separation in aerosol particles: Dependence on O : C, organic functionalities, and compositional complexity, *Geophys. Res. Lett.*, 39, L19801, <https://doi.org/10.1029/2012gl052807>, 2012.
- Song, Y. C., Haddrell, A. E., Bzdek, B. R., Reid, J. P., Bannan, T., Topping, D. O., Percival, C., and Cai, C.: Measurements and predictions of binary component aerosol particle viscosity, *J. Phys. Chem. A*, 120, 8123–8137, <https://doi.org/10.1021/acs.jpca.6b07835>, 2016.
- Stark, H., Yatavelli, R. L. N., Thompson, S. L., Kang, H., Krechmer, J. E., Kimmel, J. R., Palm, B. B., Hu, W. W., Hayes, P. L., Day, D. A., Campuzano-Jost, P., Canagaratna, M. R., Jayne, J. T., Worsnop, D. R., and Jimenez, J. L.: Impact of Thermal Decomposition on Thermal Desorption Instruments: Advantage of Thermogram Analysis for Quantifying Volatility Distributions of Organic Species, *Environ. Sci. Technol.*, 51, 8491–8500, 2017.
- Veghte, D. P., Bittner, D. R., and Freedman, M. A.: Cryo-transmission electron microscopy imaging of the morphology of submicrometer aerosol containing organic acids and ammonium sulfate, *Anal. Chem.*, 86, 2436–2442, <https://doi.org/10.1021/ac403279f>, 2014.
- Vereecken, L. and Peeters, J.: Decomposition of substituted alkoxy radicals – part I: a generalized structure-activity relationship for reaction barrier heights, *Phys. Chem. Chem. Phys.*, 11, 9062, <https://doi.org/10.1039/b909712k>, 2009.
- Vieceli, J., Roeselova, M., Potter, N., Dang, L. X., Garrett, B. C., and Tobias, D. J.: Molecular dynamics simulations of atmospheric oxidants at the air-water interface: solvation and accommodation of OH and O₃, *J. Phys. Chem. B*, 109, 15876–15892, 2005.
- Wennberg, P. O., Bates, K. H., Crounse, J. D., Dodson, L. G., Mcvay, R. C., Mertens, L. A., Nguyen, T. B., Praske, E., Schwantes, R. H., Smarte, M. D., Clair, J. M. S., Teng, A. P., Zhang, X., and Seinfeld, J. H.: Gas-phase reactions of isoprene and its major oxidation products, *Chem. Rev.*, 118, 3337–3390, <https://doi.org/10.1021/acs.chemrev.7b00439>, 2018.
- Xia, X. and Hopke, P. K.: Seasonal variation of 2-methyltetrols in ambient air samples, *Environ. Sci. Technol.*, 40, 6934–6937, <https://doi.org/10.1021/es060988i>, 2006.
- Xu, L., Guo, H., Boyd, C. M., Klein, M., Bougiatioti, A., Cerully, K. M., Hite, J. R., Isaacman-Vanwertz, G., Kreisberg, N. M., Knote, C., Olson, K., Koss, A., Goldstein, A. H., Hering, S. V., Gouw, J. D., Baumann, K., Lee, S.-H., Nenes, A., Weber, R. J., and Ng, N. L.: Effects of anthropogenic emissions on aerosol formation from isoprene and monoterpenes in the southeastern United States, *P. Natl. Acad. Sci. USA*, 112, 37–42, <https://doi.org/10.1073/pnas.1417609112>, 2014.
- You, Y., Renbaum-Wolff, L., and Bertram, A. K.: Liquid-liquid phase separation in particles containing organics mixed with ammonium sulfate, ammonium bisulfate, ammonium nitrate

- or sodium chloride, *Atmos. Chem. Phys.*, 13, 11723–11734, <https://doi.org/10.5194/acp-13-11723-2013>, 2013.
- You, Y., Smith, M. L., Song, M., Martin, S. T., and Bertram, A. K.: Liquid–liquid phase separation in atmospherically relevant particles consisting of organic species and inorganic salts, *Int. Rev. Phys. Chem.*, 33, 43–77, <https://doi.org/10.1080/0144235x.2014.890786>, 2014.
- Zhang, C. and Carloni, P.: Salt effects on water/hydrophobic liquid interfaces: A molecular dynamics study, *J. Phys.-Condens. Matter*, 24, 124109, <https://doi.org/10.1088/0953-8984/24/12/124109>, 2012.
- Zhang, H., Worton, D. R., Shen, S., Nah, T., Isaacman-Vanwertz, G., Wilson, K. R., and Goldstein, A. H.: Fundamental time scales governing organic aerosol multiphase partitioning and oxidative aging, *Environ. Sci. Technol.*, 49, 9768–9777, <https://doi.org/10.1021/acs.est.5b02115>, 2015.
- Zhang, Z.-S., Engling, G., Chan, C.-Y., Yang, Y.-H., Lin, M., Shi, S., He, J., Li, Y.-D., and Wang, X.-M.: Determination of isoprene-derived secondary organic aerosol tracers (2-methyltetrols) by HPAEC-PAD: Results from size-resolved aerosols in a tropical rainforest, *Atmos. Environ.*, 70, 468–476, <https://doi.org/10.1016/j.atmosenv.2013.01.020>, 2013.
- Zhang, Y., Chen, Y., Lei, Z., Olson, N. E., Riva, M., Koss, A. R., Zhang, Z., Gold, A., Jayne, J. T., Worsnop, D. R., Onasch, T. B., Kroll, J. H., Turpin, B. J., Ault, A. P., and Surratt, J. D.: Joint Impacts of Acidity and Viscosity on the Formation of Secondary Organic Aerosol from Isoprene Epoxydiols (IEPOX) in Phase Separated Particles, *ACS Earth Space Chem.*, 3, 2646–2658, <https://doi.org/10.1021/acsearthspacechem.9b00209>, 2019.
- Zhao, Z., Xu, Q., Yang, X., and Zhang, H.: Heterogeneous ozonolysis of endocyclic unsaturated organic aerosol proxies: implications for criegee intermediate dynamics and later-generation reactions, *ACS Earth Space Chem.*, 3, 344–356, <https://doi.org/10.1021/acsearthspacechem.8b00177>, 2019.
- Zuend, A., Marcolli, C., Luo, B. P., and Peter, T.: A thermodynamic model of mixed organic-inorganic aerosols to predict activity coefficients, *Atmos. Chem. Phys.*, 8, 4559–4593, <https://doi.org/10.5194/acp-8-4559-2008>, 2008.
- Zuend, A., Marcolli, C., Booth, A. M., Lienhard, D. M., Soonsin, V., Krieger, U. K., Topping, D. O., McFiggans, G., Peter, T., and Seinfeld, J. H.: New and extended parameterization of the thermodynamic model AIOMFAC: calculation of activity coefficients for organic-inorganic mixtures containing carboxyl, hydroxyl, carbonyl, ether, ester, alkenyl, alkyl, and aromatic functional groups, *Atmos. Chem. Phys.*, 11, 9155–9206, <https://doi.org/10.5194/acp-11-9155-2011>, 2011.