

UC Irvine

UC Irvine Previously Published Works

Title

Measurement of muon pairs produced via $\gamma\gamma$ scattering in nonultraperipheral Pb+Pb collisions at $\sqrt{s_{NN}}=5.02$ TeV with the ATLAS detector

Permalink

<https://escholarship.org/uc/item/3gf5r8pb>

Journal

Physical Review C, 107(5)

ISSN

2469-9985

Authors

Aad, G

Abbott, B

Abbott, DC

et al.

Publication Date

2023-05-01

DOI

10.1103/physrevc.107.054907


Copyright Information

This work is made available under the terms of a Creative Commons Attribution-NonCommercial License, available at <https://creativecommons.org/licenses/by-nc/4.0/>

Peer reviewed

Measurement of muon pairs produced via $\gamma\gamma$ scattering in nonultraperipheral Pb + Pb collisions at $\sqrt{s_{NN}} = 5.02$ TeV with the ATLAS detector

G. Aad *et al.**
(ATLAS Collaboration)

 (Received 28 June 2022; accepted 16 November 2022; published 5 May 2023)

Results of a measurement of dimuon photoproduction in nonultraperipheral Pb + Pb collisions at $\sqrt{s_{NN}} = 5.02$ TeV are presented. The measurement uses ATLAS data from the 2015 and 2018 Pb + Pb data-taking periods at the LHC with an integrated luminosity of 1.94 nb^{-1} . The $\gamma\gamma \rightarrow \mu^+\mu^-$ pairs are identified via selections on pair momentum asymmetry and acoplanarity. Differential cross sections for dimuon production are measured in different centrality, average muon momentum, and pair rapidity intervals as functions of acoplanarity and k_{\perp} , the transverse momentum kick of one muon relative to the other. Measurements are also made as a function of the rapidity separation of the muons and the angle of the muon pair relative to the second-order event plane to test whether magnetic fields generated in the quark-gluon plasma affect the measured muons. A prior observation of a centrality-dependent broadening of the acoplanarity distribution is confirmed. Furthermore, the improved precision of the measurement reveals a depletion in the number of pairs having small acoplanarity or k_{\perp} values in more central collisions. The acoplanarity distributions in a given centrality interval are observed to vary with the mean p_T of the muons in the pair, but the k_{\perp} distributions do not. Comparisons with recent theoretical predictions are made. The predicted trends associated with effects of magnetic fields on the dimuons are not observed.

DOI: [10.1103/PhysRevC.107.054907](https://doi.org/10.1103/PhysRevC.107.054907)

I. INTRODUCTION

In relativistic heavy-ion collisions, the Lorentz contracted electromagnetic fields of the ions act as a source of high-energy quasireal photons [1–3]. In collisions involving Pb ions at the Large Hadron Collider (LHC), the photons emitted coherently by the incoming nuclei can have energies of up to 80 GeV in the center of mass frame [4]. The processes involving the interactions of such coherently produced photons are typically studied in ultraperipheral collisions (UPCs): events where the contributions from strong interactions are absent as they typically occur at impact parameters larger than twice the nuclear radius. Such UPC $\gamma\gamma$ events can lead to exclusive final states with dileptons [4–6]. The $\gamma\gamma$ -induced processes are also present in heavy-ion collisions with hadronic interactions, but are more difficult to observe due to the large amounts of background particles produced in such collisions.

Recent measurements of dilepton production via $\gamma\gamma$ scattering in nonultraperipheral (non-UPC) heavy-ion collisions [7,8] have stimulated significant interest due to the possibility that such pairs can be used as electromagnetic probes of the quark-gluon plasma created in such collisions [7,9,10]. In particular, the alignment of the two leptons in the transverse

plane and/or the lepton-pair transverse momenta may be modified by the scattering of the leptons off constituents of the plasma or through interaction with long-range magnetic fields generated by the charge flow in the plasma.¹

Previous measurements [7] of the centrality dependence of dimuon acoplanarity in non-UPC Pb+Pb collisions at the LHC have shown a systematic broadening of the acoplanarity distribution that is consistent with expectations of electromagnetic scattering of one or both of the muons in the quark-gluon plasma [9]. Similarly, a measurement of electron-pair transverse momentum distributions in non-UPC Au+Au collisions at the Relativistic Heavy Ion Collider showed a broadening compared to theoretical expectations for vacuum production [8]. That broadening was found to be consistent with the expected deflection of the electrons in magnetic fields produced during the collision [10]. However, it has also been argued that the effects observed in non-UPC heavy-ion collisions may result from physics associated with the initial state, particularly a variation of the transverse momenta of the initial photons [13] with the impact parameter of the nuclear collision. That idea led to a prediction [14] that the acoplanarity of dilepton pairs produced in ultraperipheral $\gamma\gamma$ collisions may depend on the breakup of the incoming nuclei, due to the dependence

*Full author list given at the end of the article.

Published by the American Physical Society under the terms of the [Creative Commons Attribution 4.0 International](https://creativecommons.org/licenses/by/4.0/) license. Further distribution of this work must maintain attribution to the author(s) and the published article's title, journal citation, and DOI.

¹See Refs. [9,11] for arguments that magnetic fields produced by the spectator charges do not play a significant role. Also see Ref. [12], which argues that the magnetic field generated in heavy-ion collisions may be weaker than previously thought.

of the breakup probability on the impact parameter.² Such an effect was observed recently [6].

A recent alternative analysis [11] proposes a quantum-mechanical extension of the equivalent photon approximation using the Wigner functions to describe, simultaneously, the initial-state photon transverse coordinate and transverse momentum distributions. Calculations using these photon Wigner functions [11,15] show effects similar to those seen in the data due to the modulation of the photon Wigner distributions as a function of transverse momentum and/or impact parameter with respect to the parent nucleus.

Specific tests, not possible with previous data, have been suggested for evaluating the possible role of magnetic effects [9,11]. In particular, it was proposed to study the dependence of the dilepton acoplanarity and/or transverse momentum imbalance on the rapidity separation of the leptons and on the dilepton momentum direction relative to the impact parameter vector. Magnetic fields are predicted to affect the leptons in a rapidly increasing way with increasing rapidity separation between the leptons and to be largest for leptons emitted perpendicular to the magnetic field, since their direction in the transverse plane is correlated with the direction of the impact parameter vector [16,17]. In noncentral heavy-ion collisions, the “elliptic” second-order event plane angle is well correlated with the direction of the impact parameter [18]. Thus, a measurement of dileptons as a function of the angle between the dilepton axis and the second-order event plane may provide independent sensitivity to magnetic fields [19] that is crucial to the understanding of possible chiral magnetic effects [20,21] in nucleus-nucleus collisions.

To experimentally distinguish between the various explanations of the observed effects in dilepton production from $\gamma\gamma$ scattering in non-UPC heavy-ion collisions, a larger data set, as well as a broader set of measurements, is clearly needed. To this end, this paper repeats and extends the measurements presented in Ref. [7], taking advantage of the increased integrated luminosity of the 2018 Pb+Pb run at the LHC and improved trigger selections. It presents results from an ATLAS measurement of non-UPC production of $\gamma\gamma \rightarrow \mu^+\mu^-$ pairs in $\sqrt{s_{NN}} = 5.02$ TeV Pb+Pb collisions at the LHC using a combination of 2015 and 2018 Pb+Pb data sets with a total integrated luminosity of 1.93 nb^{-1} . This integrated luminosity is about four times larger than that available for the previous measurement. The results presented here complement a recent ATLAS measurement [4] of exclusive UPC dimuon production performed over a more restrictive mass range but a factor of 8 times larger range in acoplanarity. Small contributions from QED final-state radiation and dissociative processes studied in that measurement are both strongly suppressed in this analysis by kinematic selections (requirements on the α , k_{\perp} , and A variables discussed below) and obscured by backgrounds generated in non-UPC Pb+Pb collisions. The centrality of those collisions is characterized by the total transverse energy

within the acceptance of the ATLAS forward calorimeters. The $\gamma\gamma \rightarrow \mu^+\mu^-$ measurement is performed over a kinematic fiducial region: $|y| < 2.4$, $p_T > 3.7$ GeV, and $m_{\mu^+\mu^-} < 45$ GeV, where y and p_T are single-muon rapidities and transverse momenta, respectively, and $m_{\mu^+\mu^-}$ is the dimuon invariant mass. Candidate muon pairs are identified using selections on pair acoplanarity, α , and asymmetry, A , defined as³

$$\alpha \equiv 1 - |\phi_1 - \phi_2|/\pi,$$

$$A \equiv |p_{T1} - p_{T2}| / (p_{T1} + p_{T2}),$$

where $\phi_{1,2}$ and $p_{T1,2}$ represent the azimuthal angles and the transverse momenta of each of the two muons, respectively.

The dominant background in this measurement, namely, pairs of muons resulting from heavy-flavor (HF) decays, is suppressed through requirements on the pointing of the muons to the primary vertex. The remaining background is estimated using a template-fitting procedure based on the combined distance of closest approach of the two muons to the collision vertex. Potential non-negligible backgrounds from Drell-Yan (DY) processes are estimated using Monte Carlo (MC) simulations.

Distributions of α , and the associated transverse momentum scale k_{\perp} ,

$$k_{\perp} \equiv \frac{1}{2}(p_{T1} + p_{T2})(\pi - |\phi_1 - \phi_2|) = \pi\alpha\bar{p}_T, \quad (1)$$

are measured as a function of Pb+Pb collision centrality and the average of the transverse momenta of the two muons, $\bar{p}_T \equiv (p_{T1} + p_{T2})/2$. It is shown later that the α distributions vary significantly with \bar{p}_T , while the k_{\perp} distributions do not. Thus, the k_{\perp} distributions are better suited for assessing the centrality-dependent modifications of the dimuon alignment. However, some of the theoretical calculations are only available for acoplanarity, so results are presented using both variables. Moments of the k_{\perp} distributions are used to quantify the centrality-dependent modifications of the dimuon alignment.

It was shown in Ref. [7] that the dimuon asymmetry distributions are not sensitive to the small transverse momentum scales associated with the observed modifications of the dimuon alignment. However, the $\gamma\gamma \rightarrow \mu^+\mu^-$ asymmetry distributions are much narrower than those from background QCD processes. To further strengthen an already robust demonstration that the observed signal represents $\gamma\gamma \rightarrow \mu^+\mu^-$ pairs, the asymmetry distributions are measured in different centrality bins and compared with the results obtained from the STARlight [9] event generator.

²The predicted effect relates to the “core” of the acoplanarity distribution, not the enhancement of the tail due to dissociative processes seen in Ref. [4].

³ATLAS uses a right-handed coordinate system with its origin at the nominal interaction point (IP) in the center of the detector and the z -axis along the beam pipe. The x -axis points from the IP to the center of the LHC ring, and the y -axis points upward. Cylindrical coordinates (r, ϕ) are used in the transverse plane, ϕ being the azimuthal angle around the beam pipe. The pseudorapidity is defined in terms of the polar angle θ as $\eta = -\ln \tan(\theta/2)$ and the rapidity is defined in terms of the energy E and z -component of the momentum, p_z , as $y = (1/2) \ln[(E + p_z)/(E - p_z)]$.

To test predictions [9,11] that magnetic broadening of the dimuon α or k_{\perp} distributions should depend on the rapidity separation of the two muons, the k_{\perp} distributions are measured as a function of $|\Delta y| \equiv |y_1 - y_2|$, where y_1 and y_2 represent the rapidities of the two muons. To test whether magnetic broadening effects have a directional dependence in the transverse plane, the k_{\perp} distributions are also measured as a function of $2\Delta\phi \equiv 2|\phi_{\mu\mu} - \Psi_2|$, where $\phi_{\mu\mu}$, defined in Sec. VI E, represents the orientation of the dimuons in the transverse plane, and Ψ_2 is the second-order event-plane angle.

To allow tests of theoretical calculations, cross sections for the production of muon pairs are measured in different centrality and \bar{p}_T intervals. The total cross section for $\gamma\gamma \rightarrow \mu^+\mu^-$ production, including UPC contributions, within the fiducial constraints of the measurement is also obtained. Separate “normalized pair yields” representing the fraction of the total Pb+Pb $\gamma\gamma \rightarrow \mu^+\mu^-$ yield measured in a given centrality and kinematic interval are also presented. In these relative yields, some systematic uncertainties in the measurement cancel out.

The remainder of this paper is structured as follows: Sec. II describes the ATLAS detector, Sec. III describes the data and Monte Carlo samples used in the measurement and the applied event and dimuon selections, Sec. IV describes the corrections for trigger and reconstruction inefficiency and the estimation and subtraction of backgrounds, Sec. V describes the systematic uncertainties in the measurement, Sec. VI presents the results, and Sec. VII presents a summary of the results and conclusions.

II. ATLAS DETECTOR

The ATLAS detector [22] is composed of an inner tracking detector (ID) inside a superconducting solenoid magnet, electromagnetic and hadronic calorimeters, and a muon spectrometer (MS) with superconducting toroid magnets, and has a high-speed trigger and data-acquisition system.

The ID, consisting of a silicon pixel detector, a silicon microstrip tracker, and a transition radiation tracker, is immersed in a 2 T axial magnetic field [23]. The ID provides charged-particle tracking in the pseudorapidity range $|\eta| < 2.5$. The high-granularity silicon pixel detector covers the interaction region and typically provides four measurements per track. The pixel detector is followed by the silicon microstrip tracker, which typically provides measurements of four two-dimensional space points per track. These silicon detectors are complemented by the transition radiation tracker, which enables radially extended track reconstruction up to $|\eta| = 2.0$, providing around 30 hits per track.

The calorimeter system consists of a liquid-argon (LAr) electromagnetic calorimeter covering $|\eta| < 3.2$, a steel/scintillator sampling hadronic calorimeter covering $|\eta| < 1.7$, a LAr hadronic calorimeter covering $1.5 < |\eta| < 3.2$, and a forward calorimeter (FCal) covering $3.1 < |\eta| < 4.9$.

The MS comprises separate trigger and high-precision tracking chambers that measure the deflection of muons in the magnetic field of the superconducting air-core toroids. The precision chamber system covers the region $|\eta| < 2.7$ with

three layers of monitored drift tubes complemented by cathode strip chambers in the forward region. The muon trigger system covers the range $|\eta| < 2.4$ with resistive plate chambers in the barrel and thin gap chambers in the endcap regions.

Two zero-degree calorimeters (ZDCs), which measure neutrons emitted from the incident nuclei at large absolute rapidities, are used for triggering and for offline event selection. The ZDCs are located symmetrically at a distance of ± 140 m from the nominal interaction point and cover $|\eta| > 8.3$. Each of the ZDCs consists of four modules, each containing slightly more than one interaction length of tungsten absorber.

The ATLAS trigger system [24] consists of a first-level (L1) trigger implemented using a combination of dedicated electronics and programmable logic, and a software-based high-level trigger (HLT). Muon triggers are formed using a combination of L1 triggers that find candidate muons from the MS trigger chambers and HLTs that combine ID and MS tracks. The L1 muon trigger has lower acceptance ($|\eta| < 2.4$) than the full MS ($|\eta| < 2.7$).

An extensive software suite [25] is used in the reconstruction and analysis of real and simulated data, in detector operations, and in the trigger and data-acquisition systems of the experiment.

III. DATA SETS, RECONSTRUCTION, AND EVENT SELECTION

A. Data sets

The Pb+Pb data used in this measurement were recorded in 2015 and 2018 with integrated luminosities of 0.49 and 1.44 nb⁻¹, respectively. Two dimuon triggers were used for this analysis. The first trigger (L1Single) required a single muon with $p_T > 4$ GeV at L1, and two muons with $p_T > 4$ GeV at the HLT. The second trigger (L1Pair) required two muons with $p_T > 4$ GeV at L1 and also at the HLT. By requiring only one muon at L1, the first trigger has greater L1 trigger efficiency, but it was prescaled for a small portion of the data taking and thus did not sample the full luminosity. A total of 4.7 million and 12.2 million events were obtained from these triggers in 2015 and 2018, respectively.

Separate samples of minimum-bias Pb+Pb events and Pb+Pb events selected by a combination of single-muon triggers are used to evaluate the efficiency of the muon triggers used in this analysis. The minimum-bias sample is built using a combination of three mutually exclusive triggers. The first (second) trigger required the total transverse energy in the calorimeters at L1, E_T^{L1} , to be greater than 600 GeV (between 50 and 600 GeV) without any additional requirements at the HLT. The third trigger required E_T^{L1} to be less than 50 GeV with the additional requirement of an energy deposition above the single-neutron threshold in either one of the ZDCs. At the HLT, this trigger additionally required a reconstructed track having $p_T > 0.2$ GeV. The single-muon triggered sample is built using a combination of three triggers that require a muon with $p_T > 4, 6,$ and 8 GeV at the HLT.

The performance of the ATLAS detector in reconstructing muon pairs is evaluated using an MC sample obtained by overlaying $\gamma\gamma \rightarrow \mu^+\mu^-$ events produced with the STARlight

event generator onto minimum-bias Pb+Pb events simulated using the HIJING v1.383 [26] event generator. The detector response in the MC samples was simulated using GEANT4 [27], and the resulting events are reconstructed using the same algorithms that are applied to the data [28]. A total of 4 million such events are analyzed using the same methods as applied in the data analysis. The STARlight MC sample is also used for comparison with the measured observables.

Potential backgrounds from DY processes are estimated using the POWHEGBOX v2 [29–31] generator interfaced to PYTHIA8 configured using parameter values set to the AZNLO tune [32] and CTEQ6L1 [33] parton distribution functions (PDFs). Separate samples of pp , pn , and nn events were generated and combined with appropriate isospin weights. The POWHEGBOX generator was configured to provide per-event weights for five different nuclear PDF sets: nCTEQ15 [34], EPPS16 NLO [35], nNNPDF1.0 NNLO [36], nNNPDF2.0 NLO [37], and TUJU19 NNLO [38]. Thus, separate evaluations of the DY background in this measurement are obtained for all five PDF sets. Variations of the renormalization and factorization scales are performed using the nCTEQ15 set and are compared with a similar set of variations performed in POWHEG+ PYTHIA8 using the nucleon CT14 NNLO set [39].

B. Event and muon-pair selections

Events used in the analysis are required to have been recorded during stable running conditions of the LHC, to have no detector hardware or readout error, and to have a reconstructed collision vertex. Charged-particle tracks and collision vertices are reconstructed using standard methods [40] tuned for the conditions of Pb+Pb collisions and assuming a single collision vertex per event. In addition to track kinematic parameters, the ID reconstruction also provides information about the minimum distances d_0 and z_0 between the projected track and the reconstructed vertex in the transverse and longitudinal planes, respectively. Muons are reconstructed by combining ID tracks with tracks reconstructed in the muon spectrometer. The muons are required to pass the “medium” muon selection requirements described in Ref. [41].

Opposite-sign muon pairs passing the following preselections are used for the analysis: each muon has $p_T > 3.7$ GeV and $|\eta| < 2.4$;⁴ the pair has a dimuon invariant mass less than 45 GeV; and both muons must be matched in angular space to HLT-reconstructed muons. These kinematic selections are largely determined by the acceptance of the MS; the mass restriction is applied to avoid contamination from Z boson decays.

To reduce the background from semileptonic decays of heavy-flavor hadrons, requirements are imposed on the pointing of the muons to the vertex using a combination of the

⁴The value 3.7 GeV is less than the thresholds applied in the muon trigger to account for differences in the muon momentum measurement between the trigger and the offline reconstruction and to allow the maximum possible acceptance for pairs having \bar{p}_T near 4 GeV.

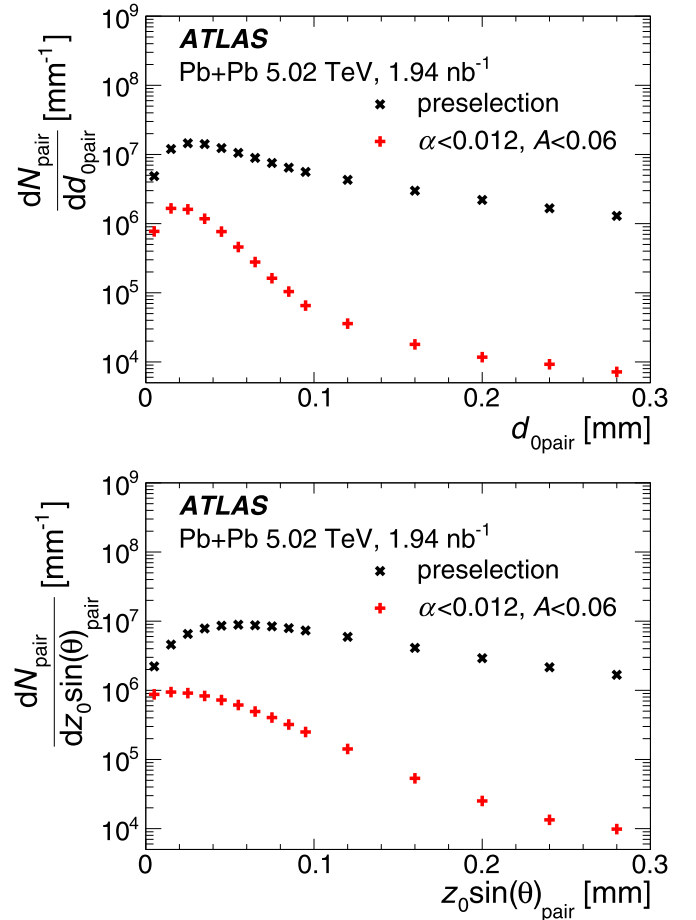


FIG. 1. Distributions of $d_{0\text{pair}}$ (top) and $(z_0 \sin \theta)_{\text{pair}}$ (bottom) for muon pairs passing the preselections (black), and for pairs additionally passing the Fid- α ($A < 0.06$, $\alpha < 0.012$) selection (red). The error bars in both panels correspond to the statistical uncertainties, and are typically too small to be seen. The pairs passing the Fid- α selection have much smaller $d_{0\text{pair}}$ and $(z_0 \sin \theta)_{\text{pair}}$ values than pairs passing the preselections, due to the large HF background in preselected pairs.

single-muon d_0 and $z_0 \sin \theta$ values (where $\sin \theta$ is the polar angle of the muon track):

$$d_{0\text{pair}} \equiv \sqrt{d_{01}^2 + d_{02}^2},$$

$$(z_0 \sin \theta)_{\text{pair}} \equiv \sqrt{(z_0 \sin \theta)_1^2 + (z_0 \sin \theta)_2^2}.$$

Distributions of $d_{0\text{pair}}$ and $(z_0 \sin \theta)_{\text{pair}}$ for pairs passing the above preselections are shown in Fig. 1 in the top and bottom panels, respectively. Also shown for comparison are $d_{0\text{pair}}$ and $(z_0 \sin \theta)_{\text{pair}}$ distributions for pairs passing a kinematic fiducial selection, described below, that suppresses the yield of pairs with large $d_{0\text{pair}}$ and $(z_0 \sin \theta)_{\text{pair}}$ values that predominantly result from HF-decay background pairs. The following selections are imposed on muon pairs used in the

measurement:

$$d_{0\text{pair}} < 0.1 \text{ mm}, (z_0 \sin \theta)_{\text{pair}} < 0.2 \text{ mm}.$$

These requirements reduce the yield of HF-decay pairs by a factor of ≈ 2 while introducing an inefficiency for $\gamma\gamma \rightarrow \mu^+\mu^-$ pairs of $\lesssim 2\%$.

Following the methods of Ref. [7], candidate $\gamma\gamma \rightarrow \mu^+\mu^-$ pairs are obtained from those passing the preselection and the $d_{0\text{pair}}$ and $(z_0 \sin \theta)_{\text{pair}}$ requirements by imposing stringent requirements on the pair asymmetry and either the acoplanarity or the k_\perp value. For this paper, two different fiducial selections are defined: $A < 0.06 \wedge \alpha < 0.012$ or $A < 0.06 \wedge k_\perp < 150 \text{ MeV}$, labeled Fid- α and Fid- k_\perp , respectively. Both fiducial selections include the muon pseudorapidity and p_T requirements and the pair mass constraints included in the preselections. The separate fiducial selections are motivated by the HF and DY subtraction that is discussed later in Sec. IV C. In particular, the backgrounds are observed to be uniform as a function of α and k_\perp as long as no requirement is imposed on the other variable. However, because of the direct relationship between α and k_\perp made explicit in Eq. (1), a selection on α introduces a \bar{p}_T -dependent constraint on k_\perp and vice versa. A single fiducial selection would thus distort the shapes of the HF backgrounds and make those shapes sensitive to an applied \bar{p}_T selection. For that reason, separate fiducial regions are used. Specifically, the Fid- α selection is used for measurements of acoplanarity distributions, and the Fid- k_\perp selection is applied in measurements of k_\perp distributions.

Otherwise, for consistency with the previous measurement [7], the Fid- α selection is applied for many of the plots in Sec. IV that document technical details of the analysis, while measurements of the production cross sections and related quantities are presented using only the Fid- k_\perp selection.

C. Centrality

In ATLAS heavy-ion measurements, the Pb+Pb collision centrality is characterized by the total transverse energy, ΣE_T^{FCal} , measured in the ATLAS forward calorimeters. The relationship between ΣE_T^{FCal} and the geometry of the Pb+Pb collisions is evaluated using a Glauber model analysis [42,43] following standard methods (see details presented in Ref. [44]). That analysis also provides values for the nuclear overlap parameter, T_{AA} , which describes the effective nucleon-nucleon luminosity of a Pb+Pb collision. While the $\gamma\gamma \rightarrow \mu^+\mu^-$ process may have a very different dependence on Pb+Pb collision geometry than soft or hard QCD scattering processes, the use of standard Pb+Pb centrality intervals nonetheless remains useful, for example, in estimating backgrounds from QCD processes. This analysis uses the following set of centrality intervals, defined in terms of percentiles of the minimum-bias Pb+Pb ΣE_T^{FCal} distribution: 10% intervals spanning the range 10–90%, plus the two intervals 0–5% and 5–10%. A set of larger, combined centrality intervals are used in specific instances to reduce statistical uncertainties in some of the measured quantities or distributions. To cover the 10% most peripheral collisions, which have $\Sigma E_T^{\text{FCal}} < 24 \text{ GeV}$, and for which centrality cali-

TABLE I. The ΣE_T^{FCal} intervals used for this measurement along with the corresponding centrality ranges and $\langle T_{AA} \rangle$ values. No centrality calibration is available (see text) for the intervals labeled ET0–ET3, which cover the 10% most peripheral collisions.

| FCal- E_T range (TeV) | Centrality (%) | $\langle T_{AA} \rangle$ (mb $^{-1}$) |
|-------------------------|----------------|--|
| >3.62 | 0–5 | 26.0 |
| 2.99–3.62 | 5–10 | 20.4 |
| 2.05–2.99 | 10–20 | 14.4 |
| 1.37–2.05 | 20–30 | 8.77 |
| 0.875–1.37 | 30–40 | 5.09 |
| 0.525–0.875 | 40–50 | 2.75 |
| 0.290–0.525 | 50–60 | 1.35 |
| 0.144–0.290 | 60–70 | 0.601 |
| 0.0637–0.144 | 70–80 | 0.239 |
| 0.0240–0.0637 | 80–90 | 0.0815 |
| 0.0150–0.0240 | ET3 | |
| 0.0100–0.0150 | ET2 | |
| 0.0050–0.0100 | ET1 | |
| <0.005 | ET0 | |

brations are not available,⁵ a set of ΣE_T^{FCal} intervals, labeled ET0–ET3, are used. These have lower ΣE_T^{FCal} boundaries at integer multiples of 5 GeV except for ET0, which includes all events having $\Sigma E_T^{\text{FCal}} < 5 \text{ GeV}$. To suppress the contribution of ultraperipheral collisions for the measurement of non-UPC $\gamma\gamma \rightarrow \mu^+\mu^-$ production, events included in the above centrality intervals are required to have at least one neutron in each ZDC. A separate set of exclusive UPC events which have zero neutrons in one or both of the ZDCs and no additional charged particles beyond the two muons is used to evaluate the effects of the $d_{0\text{pair}}$ and $(z_0 \sin \theta)_{\text{pair}}$ selections and for comparison with the non-UPC results.

The inclusive cross section for production of dimuons in $\sqrt{s_{NN}} = 5.02 \text{ TeV}$ Pb+Pb collisions is measured for tests of theoretical calculations and for use in this paper. For this purpose, no event selections are imposed beyond those described in Sec. III B. The inclusive measurement includes pairs that pass neither the exclusive UPC requirement nor the ZDC coincidence requirement applied to the non-UPC intervals. Such pairs are referred to as “unassigned.”

Table I summarizes the ΣE_T^{FCal} intervals used in this measurement, indicates the corresponding centrality range, where available, and, for those with a centrality calibration, provides the corresponding $\langle T_{AA} \rangle$ values. Figure 2 shows, in the left-hand panel, the ΣE_T^{FCal} distribution for events with muon pairs passing different stages of pair selection: preselections only, also passing the $d_{0\text{pair}} < 0.1 \text{ mm}$ and $(z_0 \sin \theta)_{\text{pair}} < 0.2 \text{ mm}$ requirements, and passing these plus the Fid- α selection. Also shown is the ΣE_T^{FCal} distribution for minimum-bias Pb+Pb collisions. The right-hand panel shows distributions for the different dimuon selections over a restricted range of ΣE_T^{FCal}

⁵Events with the lowest ΣE_T^{FCal} values have significant contamination from various kinds of ultraperipheral collisions, so the Pb+Pb “centrality,” which characterizes hadronic Pb+Pb collisions, cannot be defined for these events.

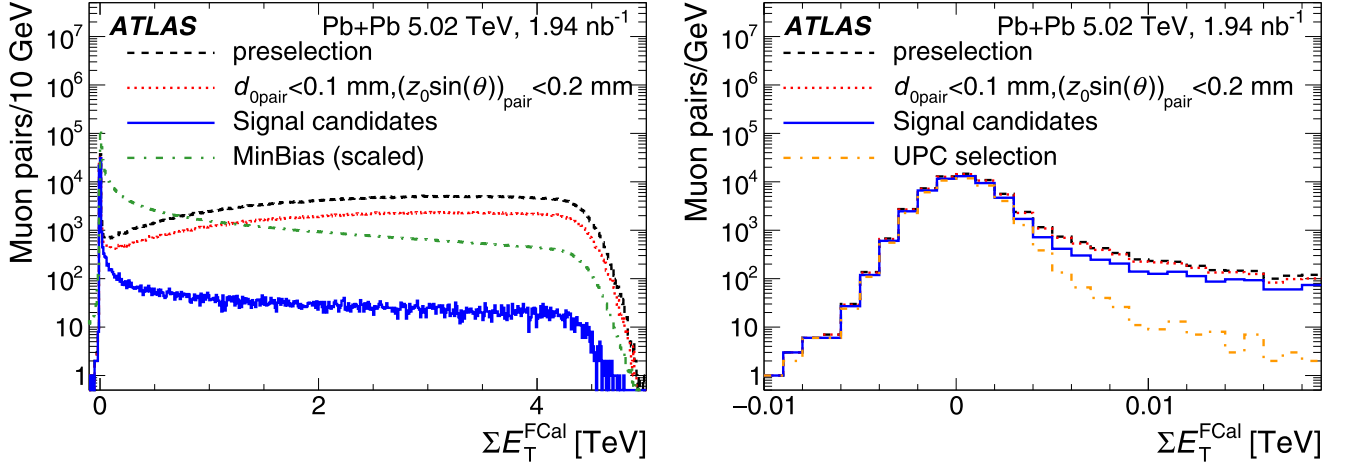


FIG. 2. Left: Distributions of ΣE_T^{FCal} for different muon pair selections: pairs passing preselections only, additionally passing the $d_{0\text{pair}} < 0.1$ mm and $(z_0 \sin \theta)_{\text{pair}} < 0.2$ mm requirements, and additionally passing the asymmetry and acoplanarity ($A < 0.06$, $\alpha < 0.012$) requirements (labeled as “Signal candidates”). The ΣE_T^{FCal} distribution for minimum-bias events (arbitrarily scaled) is also shown for comparison. Right: The same distributions, excluding the minimum-bias distribution, plus that for the UPC event selection, shown over a restricted range of ΣE_T^{FCal} values. The distributions extend to negative values due to electronic noise in the calorimeter.

values near zero; it also shows the ΣE_T^{FCal} distribution for events passing the UPC selection.

All of the ΣE_T^{FCal} distributions show a strong enhancement near $\Sigma E_T^{\text{FCal}} = 0$ that results from the geometric enhancement of peripheral collisions. For dimuon events, the low- ΣE_T^{FCal} peak results, primarily, from a large contribution of UPC $\gamma\gamma \rightarrow \mu^+\mu^-$ events which (excluding dissociative photon-induced processes) have no particles in the acceptance of the forward calorimeters. Thus, the ΣE_T^{FCal} distribution for these events primarily reflects electronic noise in the detector. At larger ΣE_T^{FCal} values, all distributions show a long plateau that reflects the nucleus-nucleus collision geometry. However, for pairs passing the preselections or the preselections plus vertex requirements, the yield increases with increasing ΣE_T^{FCal} relative to that for minimum-bias Pb+Pb events and the Fid- α selection. This behavior results from the geometric enhancement of QCD hard-scattering processes—particularly the production of heavy flavor—the rates of which are proportional to T_{AA} . The application of the Fid- α selection yields a ΣE_T^{FCal} distribution that is almost flat at large transverse energies. However, even with the fiducial selection, there remains a non-negligible and centrality-dependent HF-decay background that must be subtracted. Thus, the apparent flatness of the ΣE_T^{FCal} distribution is at least partially accidental. However, as is seen below, even in the most central collisions, the HF backgrounds are, at most, comparable to the signal pair yields, so $\gamma\gamma \rightarrow \mu^+\mu^-$ production is observed over the full range of Pb+Pb collision centralities, including the most central collisions.

IV. ANALYSIS

A total of 69490 muon pairs pass the combination of preselections, $d_{0\text{pair}}$ and $(z_0 \sin \theta)_{\text{pair}}$ requirements, and Fid- α selection. For comparison, 67789 pairs pass the full selections and the Fid- k_{\perp} selection. The smaller Fid- k_{\perp} yield results from the k_{\perp} selection being more restrictive than that for

the acoplanarity. Both fiducial selections reject about 10% of the pairs in the UPC sample that pass the preselections and pair vertex requirements. The excluded events primarily result from hard QED radiation or dissociative photon-induced processes (see Ref. [45] and references therein) but may also include background, non- $(\gamma\gamma \rightarrow \mu^+\mu^-)$ events. For non-UPC events the fiducial selections also suppress QCD backgrounds which generate muon pairs that typically have much larger acoplanarity and k_{\perp} values than $\gamma\gamma \rightarrow \mu^+\mu^-$ pairs. Table II lists the number of pairs passing the Fid- α and Fid- k_{\perp} selections in each centrality interval for three intervals of \bar{p}_T .

Dimuon mass and \bar{p}_T distributions for all dimuons passing the Fid- α selection are shown in Fig. 3. The distributions for measured pairs are suppressed at low $m_{\mu^+\mu^-}$ and \bar{p}_T values owing to inefficiencies in the muon trigger and offline reconstruction. Corrections for the resulting losses are discussed in the following section. An additional suppression at low $m_{\mu^+\mu^-}$ results from the acoplanarity and asymmetry requirements imposed as part of the fiducial selection. A decrease observed in the \bar{p}_T distribution at the highest values results from the $m_{\mu^+\mu^-} < 45$ GeV requirement.

A. Trigger and reconstruction efficiency

In the analysis described below, muon pairs are corrected for trigger and reconstruction efficiency by application of a per-pair weight to data events:

$$W = \frac{1}{\varepsilon_1^{\text{trig}} \varepsilon_1^{\text{rec}} \varepsilon_2^{\text{rec}} \varepsilon_{\text{vtx}}},$$

where $\varepsilon^{\text{trig}}$ is the pair trigger efficiency, $\varepsilon_1^{\text{rec}}$ and $\varepsilon_2^{\text{rec}}$ are the single-muon reconstruction efficiencies, and ε_{vtx} is the vertex-pointing efficiency.

Since all dimuons used in this analysis are back-to-back in azimuth and are thus well separated in the detector, the efficiency of the dimuon triggers is evaluated using independent,

TABLE II. Numbers of muon pairs in each centrality interval for different \bar{p}_T ranges and the two fiducial selections. Also listed are the total $\gamma\gamma \rightarrow \mu^+\mu^-$ yields. The interval labeled “Unassigned” includes pairs that contribute to the inclusive yield but do not appear in any of the listed centrality intervals, as they do not satisfy the ZDC coincidence requirement imposed on the non-UPC centrality intervals, and also do not satisfy the exclusive UPC requirement.

| Centrality range | $4 < \bar{p}_T < 5 \text{ GeV}$ | | $5 < \bar{p}_T < 6 \text{ GeV}$ | | $\bar{p}_T > 6 \text{ GeV}$ | |
|------------------|---------------------------------|----------------|---------------------------------|----------------|-----------------------------|----------------|
| | Fid- α | Fid- k_\perp | Fid- α | Fid- k_\perp | Fid- α | Fid- k_\perp |
| 0–5% | 673 | 617 | 384 | 325 | 534 | 439 |
| 5–10% | 562 | 530 | 318 | 276 | 498 | 418 |
| 10–20% | 924 | 871 | 588 | 531 | 943 | 807 |
| 20–30% | 771 | 732 | 515 | 472 | 807 | 707 |
| 30–40% | 611 | 580 | 422 | 396 | 790 | 721 |
| 40–50% | 463 | 447 | 396 | 381 | 763 | 720 |
| 50–60% | 413 | 410 | 354 | 342 | 631 | 601 |
| 60–70% | 370 | 366 | 308 | 302 | 595 | 564 |
| 70–80% | 362 | 358 | 289 | 285 | 536 | 516 |
| 80–90% | 374 | 369 | 269 | 266 | 510 | 492 |
| ET3 | 154 | 152 | 114 | 113 | 201 | 191 |
| ET2 | 129 | 129 | 95 | 95 | 184 | 175 |
| ET1 | 242 | 241 | 209 | 205 | 320 | 309 |
| ET0 | 1539 | 1531 | 1241 | 1224 | 2116 | 2027 |
| UPC | 17090 | 17042 | 12070 | 12004 | 16753 | 16461 |
| Unassigned | 328 | 327 | 297 | 296 | 435 | 426 |
| All Events | 25005 | 24702 | 17869 | 17513 | 26616 | 25574 |

single-muon trigger efficiencies. The single-muon trigger efficiencies are evaluated by testing whether offline-reconstructed muons passing the preselections described in Sec. III are matched to a muon found by the trigger. These efficiencies are evaluated as a function of muon p_T and of the product of the muon charge and pseudorapidity, $q\eta$. The single-muon trigger efficiencies are combined—separately for the L1Single and L1Pair triggers—to produce per-pair trigger efficiencies. The trigger efficiencies are found to change only by a few percent over the full centrality range of the measurement, whereas the detector occupancy varies by orders of magnitude.

The efficiency for reconstructing dimuons in the offline analysis is evaluated using the STARlight MC simulation

sample. As with the trigger efficiencies, the pair reconstruction efficiency is taken as the product of the single-muon reconstruction efficiencies. The single-muon reconstruction efficiencies are evaluated as a function of muon p_T and $q\eta$. They are corrected for small data-MC differences observed in previous measurements [41]. The reconstruction efficiencies have negligible centrality dependence at mid-rapidity ($|q\eta| < 1$), while at forward rapidity ($1 < |q\eta| < 2.4$) they decrease by $\approx 10\%$ between peripheral and central collisions.

The pair pointing requirements introduce an inefficiency of a few percent for $\gamma\gamma \rightarrow \mu^+\mu^-$ pairs. The corrections for this inefficiency are obtained from simulation and validated using the UPC data sample, where the $d_{0\text{pair}}$ and

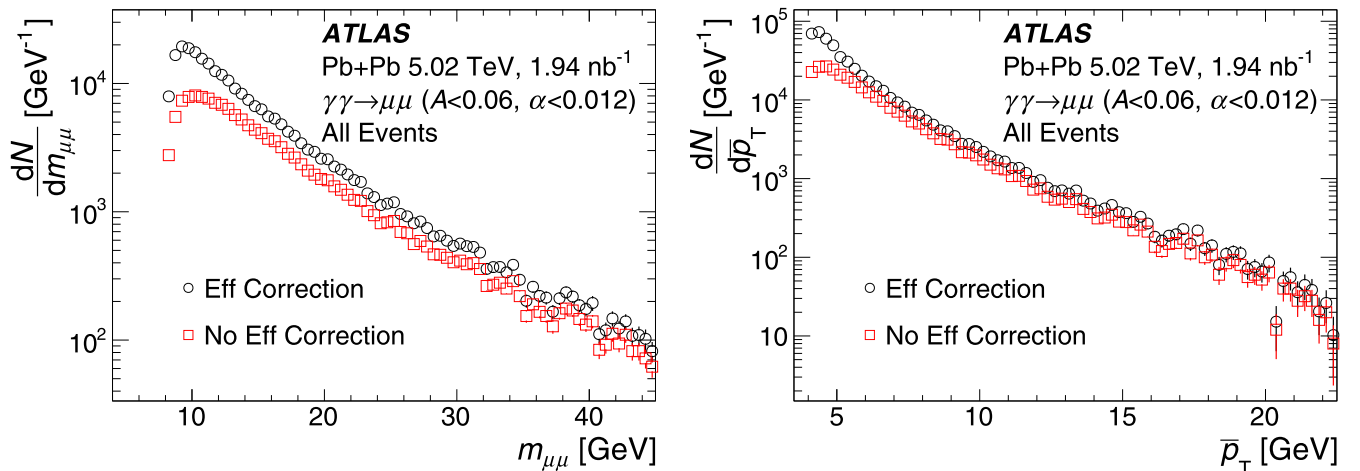


FIG. 3. Distributions of the dimuon invariant mass (left) and \bar{p}_T (right) for the dimuons in the signal region before (red) and after (black) the application of muon reconstruction and trigger efficiency corrections.

$(z_0 \sin \theta)_{\text{pair}}$ selections remove 1.4% and 0.5% of the pairs, respectively. The $d_{0\text{pair}}$ and $(z_0 \sin \theta)_{\text{pair}}$ distributions in the STARlight MC sample generally agree well with those in data, although the simulation slightly underestimates the $d_{0\text{pair}}$ resolution for UPC collisions. To rectify this disagreement, additional p_T -dependent Gaussian smearing is applied to the MC single-muon d_0 values in all events. With this adjustment, the MC-evaluated efficiency for $\gamma\gamma \rightarrow \mu^+\mu^-$ pairs to pass the $d_{0\text{pair}}$ and $(z_0 \sin \theta)_{\text{pair}}$ vertex selections, ε_{vtx} , agrees well with the efficiency in UPC events. For non-UPC collisions, the vertex selection efficiency decreases by a few percent between the most peripheral and the most central collisions.

The effect of correcting the dimuon kinematic distributions for the trigger and muon reconstruction efficiencies is illustrated in Fig. 3, where the efficiency-corrected $m_{\mu^+\mu^-}$ and \bar{p}_T distributions for the Fid- α selection are shown with the black points. The corrections for efficiency increase the yield relative to the measured distributions by a factor of ≈ 2 for $m_{\mu^+\mu^-} = 8$ GeV and $\bar{p}_T = 4$ GeV. At higher $m_{\mu^+\mu^-}$ and \bar{p}_T , the corrections increase the dimuon yield by $\approx 30\%$ for the most peripheral collisions (ET0–ET3 or UPC) and $\approx 50\%$ in the most central (0–10%) collisions.

B. Heavy-flavor decay background estimation

As mentioned above, the dominant background in this measurement results from muons produced in semileptonic decays of heavy quarks. At lower \bar{p}_T values, the background is dominated by combinatoric pairs produced in the decays of uncorrelated heavy quarks. However, with increasing \bar{p}_T , the background becomes dominated by correlated pairs. The HF-decay muons can be distinguished from prompt muons by their displaced secondary vertices that are experimentally observed via the d_0 and $z_0 \sin \theta$ parameters. The HF background surviving the $d_{0\text{pair}}$ and $(z_0 \sin \theta)_{\text{pair}}$ selections is estimated using a template-fitting procedure applied to the $d_{0\text{pair}}$ distributions. These distributions are assumed to result from the combination of pure $\gamma\gamma \rightarrow \mu^+\mu^-$ signal and a background contribution. The shape of the signal $d_{0\text{pair}}$ distribution, called the *signal template* below, is obtained from the STARlight +HIJING MC sample. The shape of the background $d_{0\text{pair}}$ distribution, called the *background template* below, is obtained directly from data using muon pairs that pass the preselections, but have $A > 0.06$ and $\alpha > 0.012$. These last selections effectively eliminate the $\gamma\gamma \rightarrow \mu^+\mu^-$ contribution, leaving only background pairs. While the background subtraction is primarily designed to remove HF-decay contributions, the background template contains all muon pairs without a strong back-to-back angular correlation.

The template fits are performed over an extended $d_{0\text{pair}}$ range, $d_{0\text{pair}} < 0.3$ mm, using Poisson log-likelihood fits [46] implemented within MINUIT [47]. They yield a fit signal fraction, f_{fit} , that must be translated to the analysis $d_{0\text{pair}}$ range. That is done by evaluating the ratios of the integrals of the signal and combined templates over $d_{0\text{pair}} < 0.1$ mm:

$$f_{\text{sig}} = \frac{f_{\text{fit}} \int_{0\text{mm}}^{0.1\text{mm}} \frac{dP_{\text{sig}}}{d(d_{0\text{pair}})} d(d_{0\text{pair}})}{\int_{0\text{mm}}^{0.1\text{mm}} \frac{dP}{d(d_{0\text{pair}})} d(d_{0\text{pair}})}. \quad (2)$$

The above-described template fits are performed separately for the Fid- α and Fid- k_{\perp} selections. The resulting signal fractions are denoted by f_{sig}^{α} and $f_{\text{sig}}^{k_{\perp}}$, respectively. To allow measurements as a function of \bar{p}_T , separate template fits are performed in all centrality intervals for pairs in restricted \bar{p}_T intervals: $4 < \bar{p}_T < 5$ GeV, $5 < \bar{p}_T < 6$ GeV, $6 < \bar{p}_T < 8$ GeV, and $\bar{p}_T > 8$ GeV, as well as for an integrated interval, $\bar{p}_T > 4$ GeV. Other template fits are performed in intervals of $|y_{\mu\mu}|$, $|\Delta y|$, and $|2\Delta\phi|$, to allow differential measurements as a function of these quantities.

Figure 4 shows examples of the template fits applied to the $d_{0\text{pair}}$ distributions in several centrality intervals for pairs satisfying the preselections, the $(z_0 \sin \theta)_{\text{pair}}$ requirement, and the Fid- α selection. In all of the analyzed centrality intervals, the template fits reproduce the data well; the minimum χ^2 -equivalent values are consistent with expectations given the number of degrees of freedom. The $f_{\text{sig}}^{k_{\perp}}$ values (not shown) are consistent with the f_{sig}^{α} values within the statistical variations associated with the number of noncoincident pairs.

Figure 5 shows the f_{sig}^{α} values obtained from Eq. (2) as a function of centrality for different selections on \bar{p}_T . Generally, the signal fractions become larger with increasing \bar{p}_T and for more peripheral collisions. In particular, for $\bar{p}_T > 4$ GeV, the signal fraction in the 0–5% centrality interval is $\approx 50\%$, while, for the UPC selection, it is consistent with one. This decrease of the signal fractions between peripheral and central collisions results from the geometric enhancement of heavy-quark production relative to $\gamma\gamma \rightarrow \mu^+\mu^-$ processes in more central collisions. However, with increasing \bar{p}_T , the centrality dependence becomes weaker such that for the highest \bar{p}_T interval, $\bar{p}_T > 8$ GeV, the signal fraction varies by only $\approx 12\%$ as a function of centrality. This behavior is understood to result from the quenching of heavy quarks (see Refs. [48–50] and references therein) that suppresses the correlated HF-decay background in more central collisions.

To evaluate the sensitivity of the above results to the shape of the background template, three alternative selections for the background template were applied: $A > 0.1 \wedge \alpha > 0.012$, $0.06 < A < 0.3 \wedge \alpha > 0.012$, and $A > 0.06 \wedge \alpha > 0.2$. The first two significantly change the requirements on the muon momentum balance while the third places a tighter requirement on the angular alignment. The results obtained with these alternative background templates are consistent with the nominal results.

The numbers of signal and background pairs, $N_{\text{sig}}^{\text{fid}}$ and $N_{\text{bkg}}^{\text{fid}}$, for a given fiducial selection and in a given centrality and \bar{p}_T interval are given by

$$N_{\text{sig}}^{\text{fid}}(\text{cent}, \bar{p}_T) = f_{\text{sig}}^{\text{fid}}(\text{cent}, \bar{p}_T) N^{\text{fid}}(\text{cent}, \bar{p}_T),$$

$$N_{\text{bkg}}^{\text{fid}}(\text{cent}, \bar{p}_T) = [1 - f_{\text{sig}}^{\text{fid}}(\text{cent}, \bar{p}_T)] N^{\text{fid}}(\text{cent}, \bar{p}_T), \quad (3)$$

where $f_{\text{sig}}^{\text{fid}}(\text{cent}, \bar{p}_T)$ and $N^{\text{fid}}(\text{cent}, \bar{p}_T)$ are, respectively, the signal fraction and efficiency-corrected number of pairs satisfying a given fiducial selection in the specified centrality and \bar{p}_T intervals.

Once the signal fractions $f_{\text{sig}}^{\text{fid}}(\text{cent}, \bar{p}_T)$ are determined, the measured acoplanarity, k_{\perp} , and A distributions can be corrected by subtracting the contribution of background pairs. The shapes of the background α and k_{\perp} distributions are

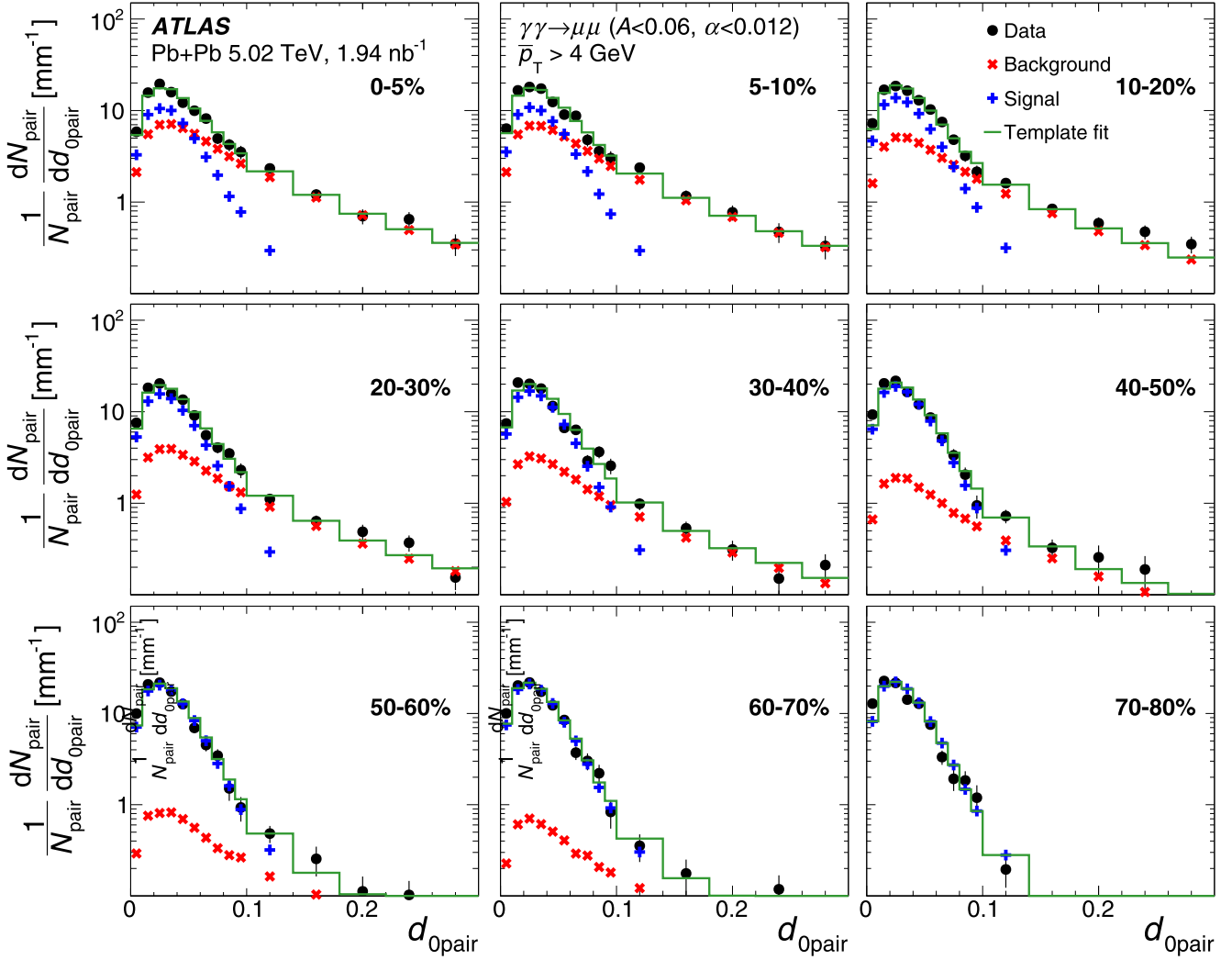


FIG. 4. Results of template fits to measured $d_{0\text{pair}}$ distributions for pairs passing the muon preselections, the $(z_0 \sin \theta)_{\text{pair}}$ requirement, and the Fid- α selection ($A < 0.06$ and $\alpha < 0.012$). Each panel represents a different centrality interval. The error bars shown on the data and the templates represent statistical uncertainties only. For many of the points, the error bars are smaller than the size of the marker.

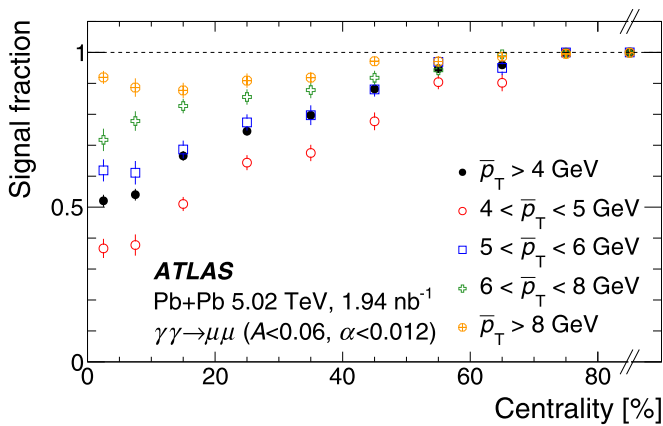


FIG. 5. The signal fractions obtained from the template fits and Eq. (2) for the Fid- α selection, plotted as a function of centrality for several \bar{p}_T intervals. The rightmost points represent the $>80\%$ centrality interval, which includes the UPC and unassigned intervals. The error bars indicate statistical uncertainties only.

evaluated by selecting muon pairs passing the pair preselections and having $A > 0.06$. This asymmetry requirement effectively removes contributions from $\gamma\gamma \rightarrow \mu^+\mu^-$ pairs leaving, ostensibly, the HF-decay background. To determine the shape of the background asymmetry distribution, pairs passing preselections and having $\alpha > 0.012$ are used. The resulting differential distributions in α , k_{\perp} , and A , normalized to unit integral, are shown in Fig. 6. The α and k_{\perp} distributions are found to be uniform within their statistical uncertainties, so they are taken to be constants, C_{HF} , with values given by

$$C_{\text{HF}}^{\alpha} = \frac{N_{\text{bkg}}^{\text{fid-}\alpha}}{0.012}, \quad C_{\text{HF}}^{k_{\perp}} = \frac{N_{\text{bkg}}^{\text{fid-}k_{\perp}}}{150 \text{ MeV}},$$

such that the integral of each constant over the fiducial range of the variable yields the number of background counts obtained from the template fitting. The A distribution has nonzero slope, so it is fitted with a linear function in each centrality interval.

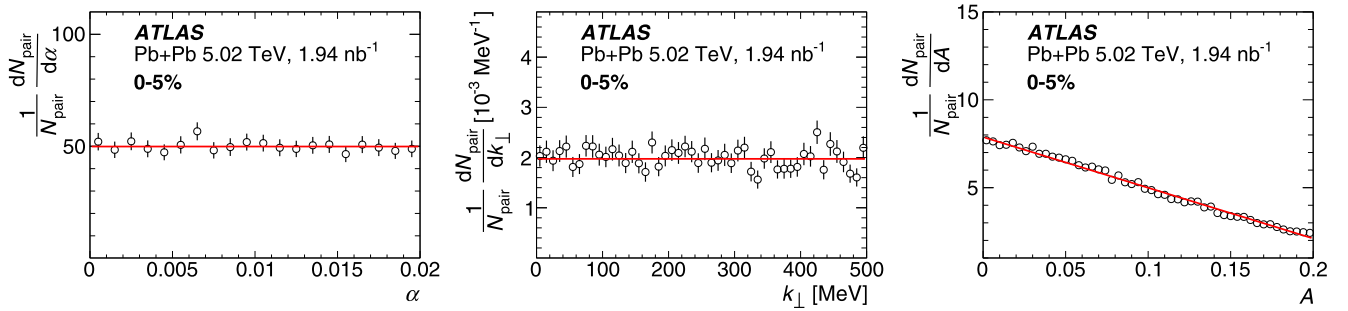


FIG. 6. The heavy-flavor α (left), k_{\perp} (middle), and A (right) distributions for the 0–5% centrality interval. The α and k_{\perp} distributions are obtained by applying $A > 0.06$ to preselected pairs. The A distribution is obtained by applying $\alpha > 0.012$. The error bars correspond to statistical uncertainties. The lines indicate fits to constant functions for α and k_{\perp} and to a linear function for A .

C. Differential distributions

Figures 7 and 8 show, for several centrality intervals, differential dimuon yields versus α and k_{\perp} , respectively, for the

production of dimuons satisfying the corresponding fiducial selection. The distributions are plotted over ranges that extend beyond the fiducial limits in order to emphasize the behavior

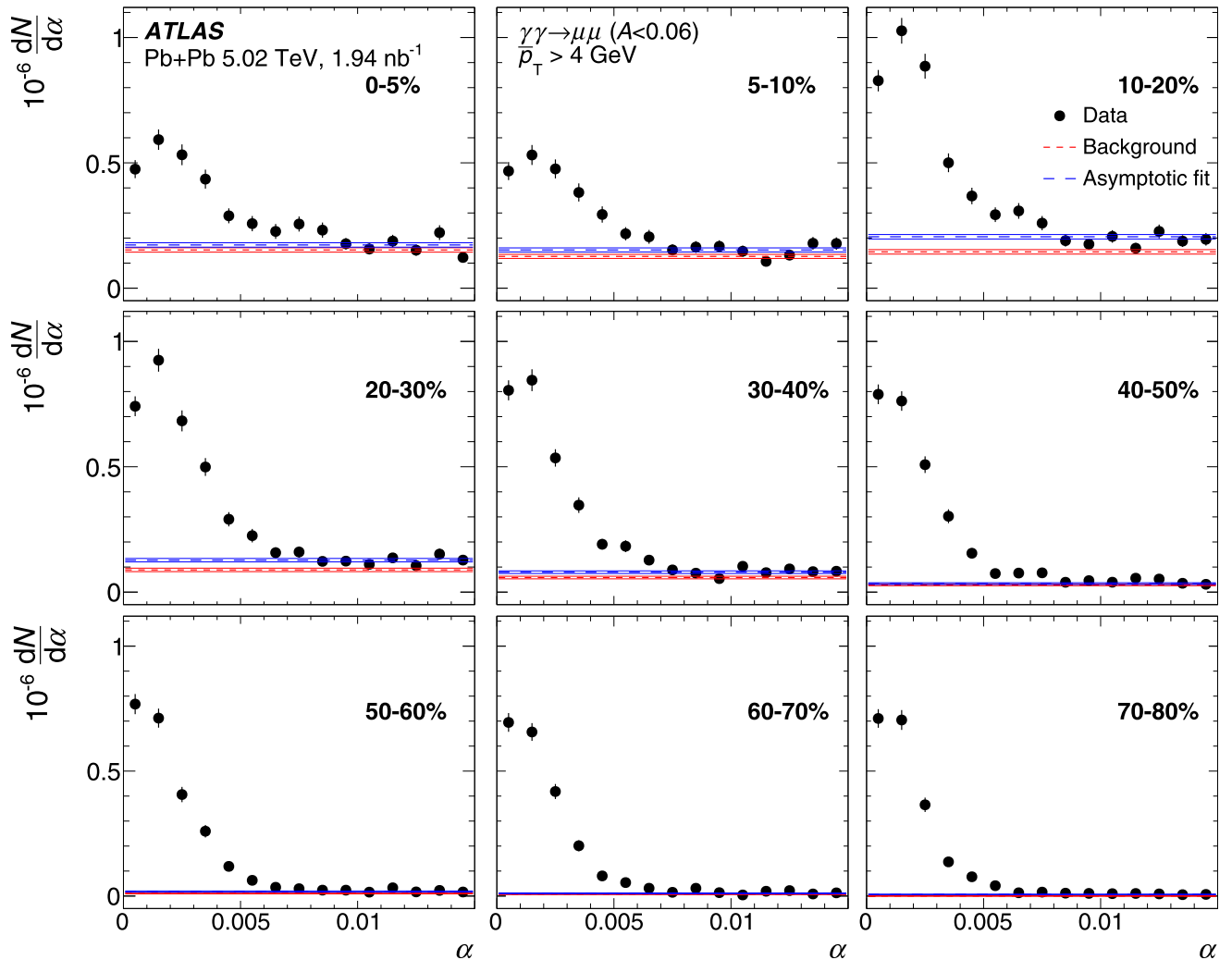


FIG. 7. Measured α distributions for pairs passing the full set of $\gamma\gamma \rightarrow \mu^+\mu^-$ selections and in the Fid- α region for nine centrality intervals. The error bars on the points indicate statistical uncertainties. Also shown are the background levels estimated from the $d_{0\text{pair}}$ template fitting (red short-dashed lines) and from the asymptotic fits (blue long-dashed lines). The widths of the lines indicate the statistical uncertainty of the background estimates.

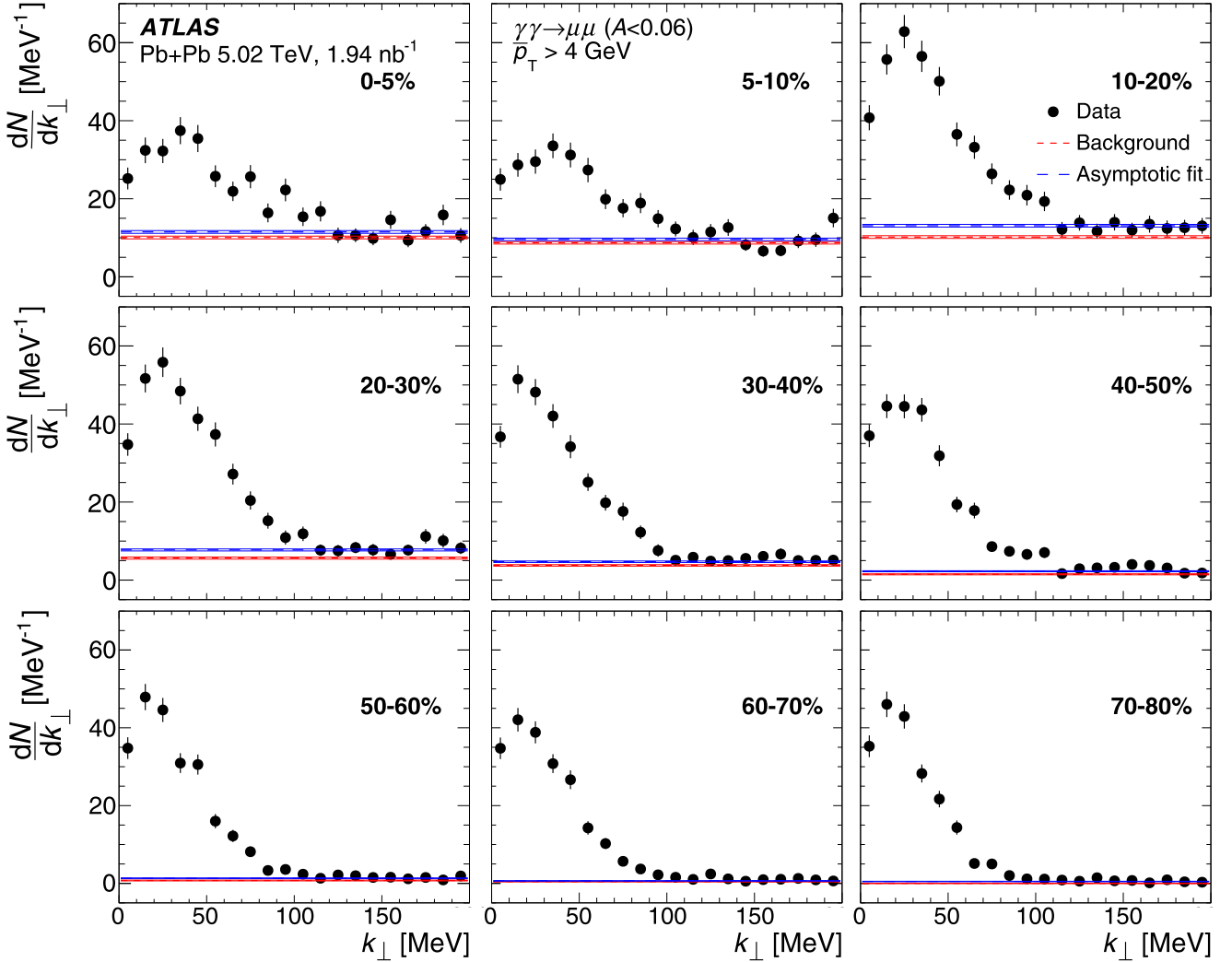


FIG. 8. Measured k_{\perp} distributions for pairs passing the full set of $\gamma\gamma \rightarrow \mu^+\mu^-$ selections and in the Fid- k_{\perp} region for nine centrality intervals. The error bars on the points indicate statistical uncertainties. Also shown are the background levels estimated from the $d_{0\text{pair}}$ template fitting (red short-dashed lines) and from the asymptotic fits (blue long-dashed lines). The widths of the lines indicate the statistical uncertainty of the background estimates.

of the HF-decay background. Also shown on the plots are the background levels represented by the constants, C_{HF}^{α} and $C_{\text{HF}}^{k_{\perp}}$, together with statistical uncertainties of the constants resulting from the template fit. The backgrounds provide a good description of the behavior of the α and k_{\perp} distributions at large α and k_{\perp} , although the data show a slight, centrality-dependent excess over those HF background estimates. When viewed over ranges of α and k_{\perp} that extend well beyond the fiducial bounds, that excess is seen to be uniform versus α and k_{\perp} , so it is unlikely to have significant contributions from actual $\gamma\gamma \rightarrow \mu^+\mu^-$ pairs.

To evaluate the contribution from the observed excess, the measured α and k_{\perp} distributions are fitted with constant functions over the ranges $0.012 < \alpha < 0.02$ and $150 < k_{\perp} < 500$ MeV, respectively. The results of those constant fits—referred to as “asymptotic fits” in the remainder of this paper—are indicated with the blue long-dashed lines in Figs. 7 and 8.

D. Drell-Yan background estimation

As noted above, Drell-Yan production of prompt dimuons represents a potential background in this measurement. The relevant DY pairs are produced in the scattering of quarks and antiquarks with momentum fractions typically less than 10^{-2} . Thus, the DY pair yield is sensitive to the degree of shadowing in nuclear PDFs.

The DY pairs obtained from the POWHEG+PYTHIA8 MC sample are required to pass the same kinematic preselections that are applied to the data. The resulting POWHEG+PYTHIA8 differential cross sections as a function of α and k_{\perp} are shown in Fig. 9. They are plotted over both the full dynamic range populated by the MC sample and, in the insets, for pairs satisfying $A < 0.06$ over intervals of α and k_{\perp} that are twice the corresponding fiducial ranges. Results are shown for three of the five nuclear PDF sets, but the results from all sets differ primarily in the overall normalization. For the sake of

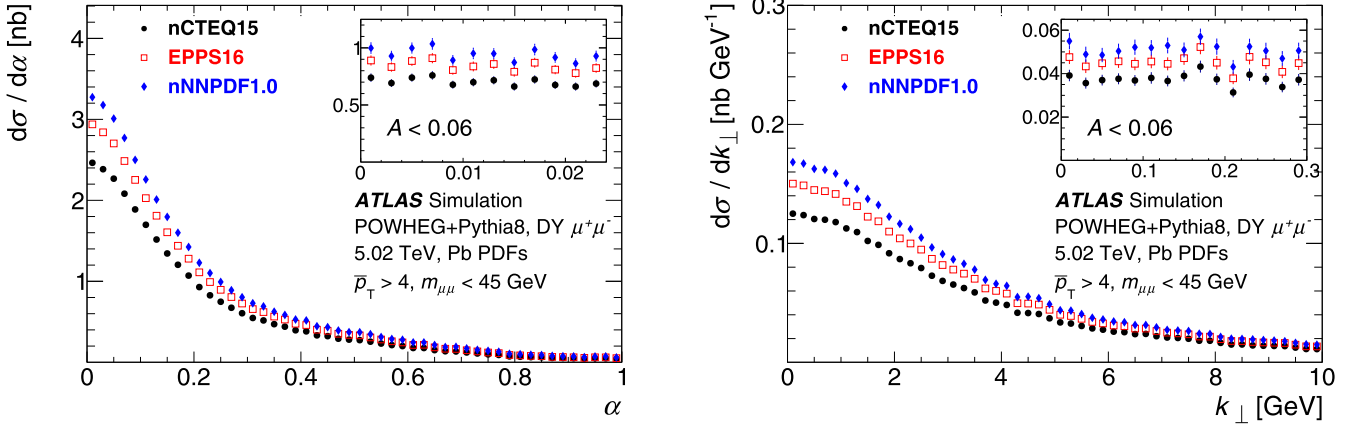


FIG. 9. Differential cross sections versus α (left) and k_{\perp} (right) for Drell-Yan production of dimuons in $\sqrt{s_{NN}} = 5.02$ TeV nucleon-nucleon collisions from POWHEG+PYTHIA8 for three nuclear PDF sets. The error bars indicate statistical uncertainties. The insets show the differential cross sections for pairs with $A < 0.06$. They are plotted over ranges of α or k_{\perp} that are twice as wide as the corresponding fiducial regions. The statistical uncertainties are correlated between the different nPDF sets because all results derive from the same set of POWHEG+PYTHIA8 events.

clarity, the effects of PDF uncertainty and renormalization and factorization scale variations are not shown in this figure. The α and k_{\perp} distributions vary substantially as a function of α and k_{\perp} but are constant, within statistical uncertainties, over twice the fiducial ranges of the corresponding variables. Only a small fraction of the DY pairs passing the preselections used in this measurement subsequently satisfy the severely restrictive fiducial selections. For example, using the nCTEQ15 PDF set, 1.8% and 1.2% of the preselected DY pairs satisfy the Fid- α and Fid- k_{\perp} requirements, respectively. Table III lists the effective nucleon-nucleon (NN) cross sections, $\sigma_{DY,NN}^{\text{Fid}}$, for production of DY dimuons, within the Fid- α and Fid- k_{\perp} fiducial regions, obtained from POWHEG+PYTHIA8 for different nuclear PDF sets and for the CT14 NNLO nucleon PDF set. The table also shows uncertainties obtained by propagating PDF systematic variations through POWHEG+PYTHIA8 [51].

The POWHEG+PYTHIA8 DY cross sections within the fiducial regions used in this measurement vary by $\approx 30\%$ between the different nuclear PDF sets, with the nCTEQ15 PDFs yield-

TABLE III. Effective nucleon-nucleon cross sections obtained from POWHEG+PYTHIA8 for the production of Drell-Yan muon pairs in $\sqrt{s_{NN}} = 5.02$ TeV collisions using different nuclear PDF sets. The systematic uncertainties of the fiducial cross sections obtained by propagating PDF uncertainties through POWHEG+PYTHIA8 are also shown. A separate $\pm 15\%$ uncertainty in the cross sections, due to factorization and renormalization scale uncertainties, is not included in the shown uncertainties.

| PDF set | $\sigma_{DY,NN}^{\text{Fid-}\alpha}$ (pb) | $\sigma_{DY,NN}^{\text{Fid-}k_{\perp}}$ (pb) |
|-----------|---|--|
| nCTEQ15 | 12.9 ± 4.2 | 7.68 ± 2.66 |
| EPPS16 | 15.2 ± 5.7 | 9.14 ± 3.60 |
| nNNPDF1.0 | 16.6 ± 8.7 | 10.1 ± 5.38 |
| nNNPDF2.0 | 17.1 ± 1.8 | 10.5 ± 1.15 |
| TUJU19 | 17.2 ± 1.8 | 10.4 ± 1.6 |
| CT14 NNLO | 24.4 ± 2.3 | 15.2 ± 1.4 |

ing the smallest cross sections and nNNPDF2.0 and TUJU19 producing the largest cross sections. However, the cross sections for even those two nuclear PDF sets are smaller than that obtained from the CT14 NNLO set by about 30% due to nuclear shadowing. Because the most recent of the implemented nuclear PDF sets, TUJU19 and nNNPDF2.0, yield consistent results and have smaller uncertainties, the POWHEG+PYTHIA8 simulations produced with the nNNPDF2.0 nuclear PDF set are used to estimate the DY background in this measurement.

The number of DY pairs produced in a given centrality interval within a fiducial region can be estimated using the effective NN cross sections obtained above:

$$N_{DY}^{\text{fid}}(\text{cent}) = [\mathcal{L}\sigma_{\text{had}}^{\text{Pb+Pb}}] \Delta_{\text{cent}} [\sigma_{DY,NN}^{\text{Fid}} \langle T_{AA} \rangle], \quad (4)$$

where $\sigma_{\text{had}}^{\text{Pb+Pb}}$ is the total Pb+Pb hadronic (i.e., excluding UPC) cross section and Δ_{cent} represents the width of a centrality interval expressed as an absolute fraction. The terms in the first bracket in the equation express the total number of Pb+Pb collisions sampled for the luminosity used in this measurement, which is about 15 billion. When multiplied by Δ_{cent} , the number of sampled Pb+Pb collisions within the given centrality interval is obtained. The terms in the second bracket express the per-(Pb+Pb) collision yield of DY pairs within the fiducial range of the measurement. Because the T_{AA} values increase in more central collisions—they vary by more than two orders of magnitude between the most peripheral and most central intervals used in this measurement—the DY background will be largest in the most central collisions.

Since the POWHEG+PYTHIA8 DY α and k_{\perp} distributions are uniform within uncertainties over the fiducial ranges of the measurement, for the differential measurements of these quantities, the DY backgrounds are added to the HF backgrounds to yield constants that are subtracted from the measured distributions:

$$C_{\text{HF+DY}}^{\alpha} = \frac{N_{\text{bkg}}^{\text{fid-}\alpha} + N_{DY}^{\text{fid-}\alpha}}{0.012}, \quad C_{\text{HF+DY}}^{k_{\perp}} = \frac{N_{\text{bkg}}^{\text{fid-}k_{\perp}} + N_{DY}^{\text{fid-}k_{\perp}}}{150 \text{ MeV}}.$$

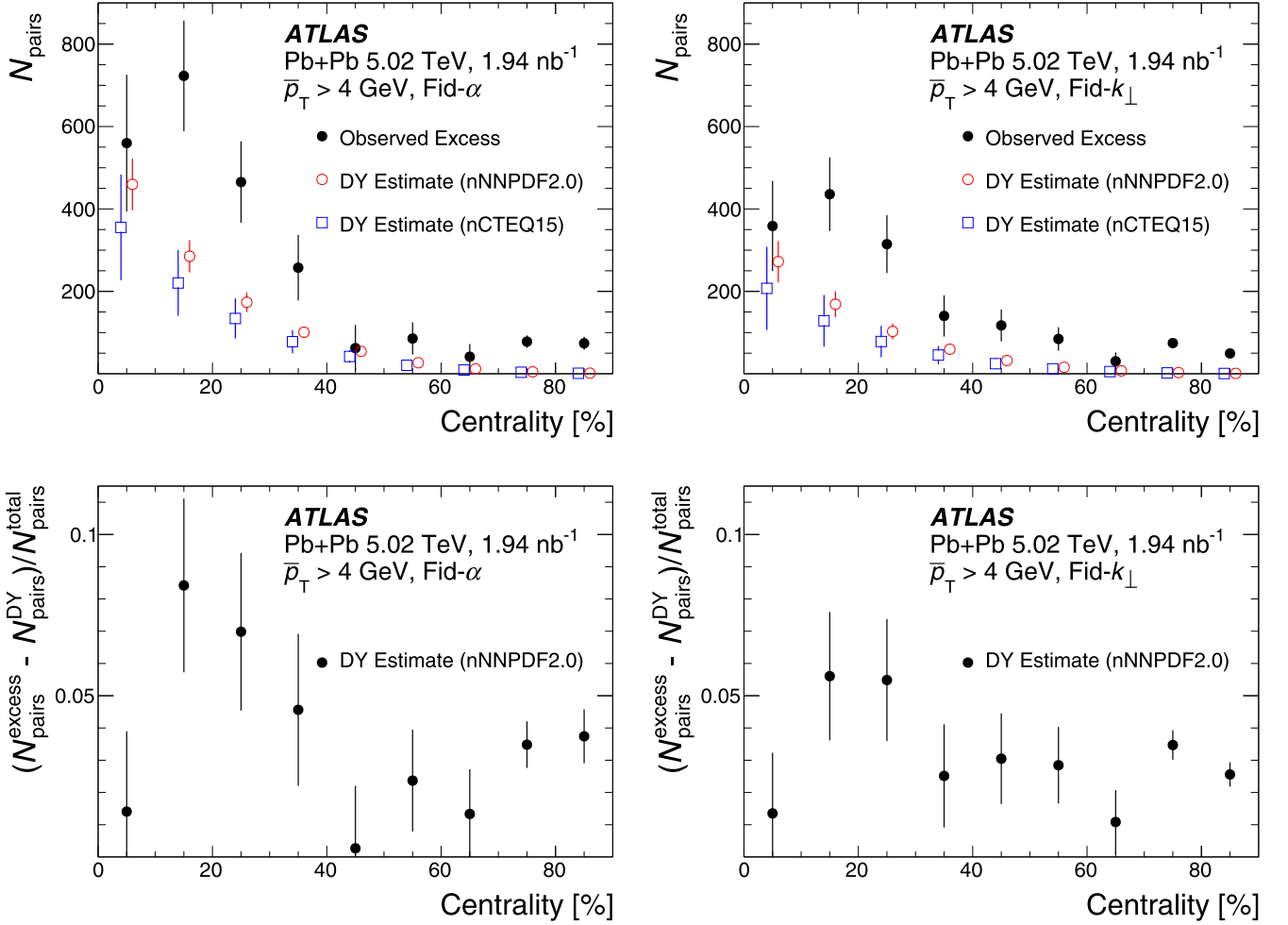


FIG. 10. Top: Comparison of the measured excess background yield for $\bar{p}_T > 4$ GeV with the estimated DY contribution obtained using the nCTEQ15 and nNNPDF2.0 nuclear PDF sets, which represent the extreme ranges of the (POWHEG+PYTHIA8)-predicted rates. The error bars on the excess background indicate statistical uncertainties, and the error bars on the DY calculations represent the quadrature sum of the statistical and systematic uncertainties shown in Table III. The data points for the DY calculations are shifted slightly along the x axis, for clarity. Bottom: The differences between the observed background excess and the DY rates obtained using the nNNPDF2.0 PDF set, expressed as a fraction of the fiducial $\gamma\gamma \rightarrow \mu^+\mu^-$ yields. The left and right panels correspond to the Fid- α and Fid- k_{\perp} selections, respectively.

For the measurement of the asymmetry ($|y_{\mu\mu}|$) distributions, the POWHEG+PYTHIA8 dimuon asymmetry ($|y_{\mu\mu}|$) differential cross sections, scaled according to Eq. (4) to produce differential background yields, are subtracted from the data.

E. Excess observed at large α and k_{\perp}

Figure 10 shows, in the top panels, the centrality dependence of the estimated DY pair yields for the nCTEQ15 and nNNPDF2.0 PDF sets compared with the excess pair yields at large α and k_{\perp} described in Sec. IV C. The production of DY pairs can account for a substantial fraction of the observed excess, but the POWHEG+PYTHIA8 simulations systematically underestimate the excess yield even with the PDF set(s) that predict the largest DY rates. The differences between the observed background excess and the DY rates obtained using the nNNPDF2.0 PDF set, expressed as a fraction of the fiducial $\gamma\gamma \rightarrow \mu^+\mu^-$ yields, are shown in the bottom panels of

Fig. 10 for the two fiducial selections. No significant centrality dependence of the excess is evident within the relatively large uncertainties. Notably, the excess persists in peripheral events where HF and DY backgrounds are small or negligible. Averaged over centrality, the excess corresponds to roughly 4% of the fiducial yields.

Dimuons produced in the decays of Υ states⁶ represent a plausible potential background in this measurement. However, the imposed fiducial selections strongly suppress such a background by restricting the acceptance to Υ mesons having essentially zero p_T . The mass distribution shown in Fig. 3 has an enhancement near the Υ mass, but that enhancement is purely a result of the fiducial selection. When examined with much finer binning, no evidence of an excess in the region

⁶There is zero acceptance for J/ψ decays due to the mass requirement implicit in the fiducial selections.

around the Υ mass is seen for pairs passing the Fid- α selection, while a significant enhancement is observed in events passing the preselection and vertex-pointing requirements but failing the acoplanarity and asymmetry selections.

To test for a possible contribution of events associated with dissociative photon emission by one of the nuclei, the rapidity distribution of dimuons in the k_{\perp} interval $150 < k_{\perp} < 300$ MeV, where the coherent $\gamma\gamma \rightarrow \mu^+\mu^-$ pairs make little contribution, was compared with the corresponding distribution for dissociative processes obtained from SuperChic4 [52]. As observed in the recent ATLAS UPC dimuon measurement [4], dissociatively produced pairs lie preferentially at large rapidities because the dissociative photons tend to be significantly higher in energy than photons produced coherently by a nucleus. However, the shape of the measured rapidity distribution for dimuons within the above k_{\perp} interval was consistent, within uncertainties, with that for pairs having $k_{\perp} < 150$ MeV. Thus, the excess background does not appear to result from dissociative processes that involve breakup of a nucleon.

The absence of a clear dissociative component in non-UPC collisions does not contradict the observation in Ref. [4] that dissociative events comprise 15% of the so-called $XnXn$ sample which requires at least one neutron in each ZDC. In UPC collisions, nuclei emit neutrons primarily as a result of Coulomb excitation processes [53] that have a low probability to break up one, or especially both, nuclei. For example, in the mass region used for the measurement in Ref. [4] the per-nucleus single-breakup probability was estimated to be 23% while the double-breakup probability is 5%. Since dissociative processes substantially increase the likelihood that the photon-emitting nucleus emits neutrons, dissociative events are significantly enhanced in UPC $XnXn$ events. However, in non-UPC Pb+Pb collisions, neutrons are produced with unit probability for all except the most peripheral collisions. Thus, the $XnXn$ requirement does not enhance the rate for dissociative processes, with the result that the dissociative contribution is, at most, a few percent of the pairs over the kinematic range considered in Ref. [4]. Of those, about 40% fall within the Fid- α range of this measurement. Such a small contribution would not be visible in the presence of the much larger HF and DY backgrounds, except possibly in the very most peripheral collisions.

Since the origin of the excess observed in the data is not known, it is not subtracted as part of this measurement. However, to account for the possibility that it represents an unidentified background, it is treated as a systematic uncertainty of the background subtraction procedure.

F. Background-subtracted α , k_{\perp} , and A distributions

The HF + DY background-subtracted acoplanarity distributions for $\gamma\gamma \rightarrow \mu^+\mu^-$ pairs having $\bar{p}_T > 4$ GeV are shown in Fig. 11 for several centrality intervals. The error bars indicate statistical uncertainties only. The figures also show the distributions from the STARlight MC sample for both the generated and reconstructed muon pairs. The generated and reconstructed distributions differ only slightly due to the excellent angular resolution of the inner detector. The data and reconstructed MC distributions agree well in the UPC

and most peripheral non-UPC centrality intervals, but in more central collisions the data systematically deviate from the MC predictions, with the data having wider α distributions and a suppression at the smallest α values.

Results similar to those shown in Fig. 11, but for the (HF + DY)-subtracted k_{\perp} distributions, are presented in Fig. 12. Like the α distributions, the k_{\perp} distributions broaden and show a depletion near $k_{\perp} = 0$ with decreasing centrality percentile. However, the depletion becomes more significant than that observed in the α distributions and becomes apparent at larger centrality intervals. Similar to the α results, the MC generated and reconstructed distributions barely differ while the reconstructed MC and data distributions have very different behavior except in the most peripheral centrality intervals.

Figure 13 shows HF + DY background-subtracted A distributions compared with the generated and reconstructed STARlight MC distributions. The data agree well with the reconstructed STARlight A distributions in all centrality intervals. This provides further evidence that the muon pairs in this measurement result from $\gamma\gamma \rightarrow \mu^+\mu^-$ processes. The resolution of the A measurement, demonstrated by the difference between the MC generated and reconstructed distributions, is poor relative to that of the α and k_{\perp} measurements and is not sufficient to probe effects at transverse momentum scales of 100 MeV.

G. Unfolding

Iterative Bayesian unfolding [54] implemented using the RooUnfold [55] framework is used to unfold the α and k_{\perp} distributions. Although the resolution in each of these variables is comparable to or smaller than the histogram bin widths used in Figs. 11 and 12, the observed suppression at small α and k_{\perp} values may be influenced by the finite resolution in these quantities. Also, the distributions in the most peripheral centrality intervals are sufficiently steep that the finite α or k_{\perp} resolution noticeably affects their shape. Response matrices in both α and k_{\perp} are produced from the STARlight MC sample. Because the STARlight sample contains few pairs at large α or k_{\perp} , those regions of the response matrices are augmented using parametrizations of the pair α and k_{\perp} response. Different response matrices are produced for all combinations of centrality and \bar{p}_T intervals used in the measurement.

Although the response matrix for the unfolding is nearly diagonal, the steep derivative in the α and k_{\perp} distributions at small values means that the unfolding takes a few iterations to converge. Thus, a conservative choice to use three iterations was made. The statistical uncertainties of the unfolded results, obtained using pseudoexperiments on the data and on the response matrix, are essentially unchanged from the distributions before unfolding. The reweighting of the MC k_{\perp} and α distributions to match the data has negligible impact on the unfolded distributions.

The α and k_{\perp} distributions are unfolded prior to the HF + DY background subtraction. Since the background is flat in both α and k_{\perp} , it is unaffected by the unfolding, so the HF + DY subtraction is the same for the unfolded distributions as it is in the measured distributions shown above.

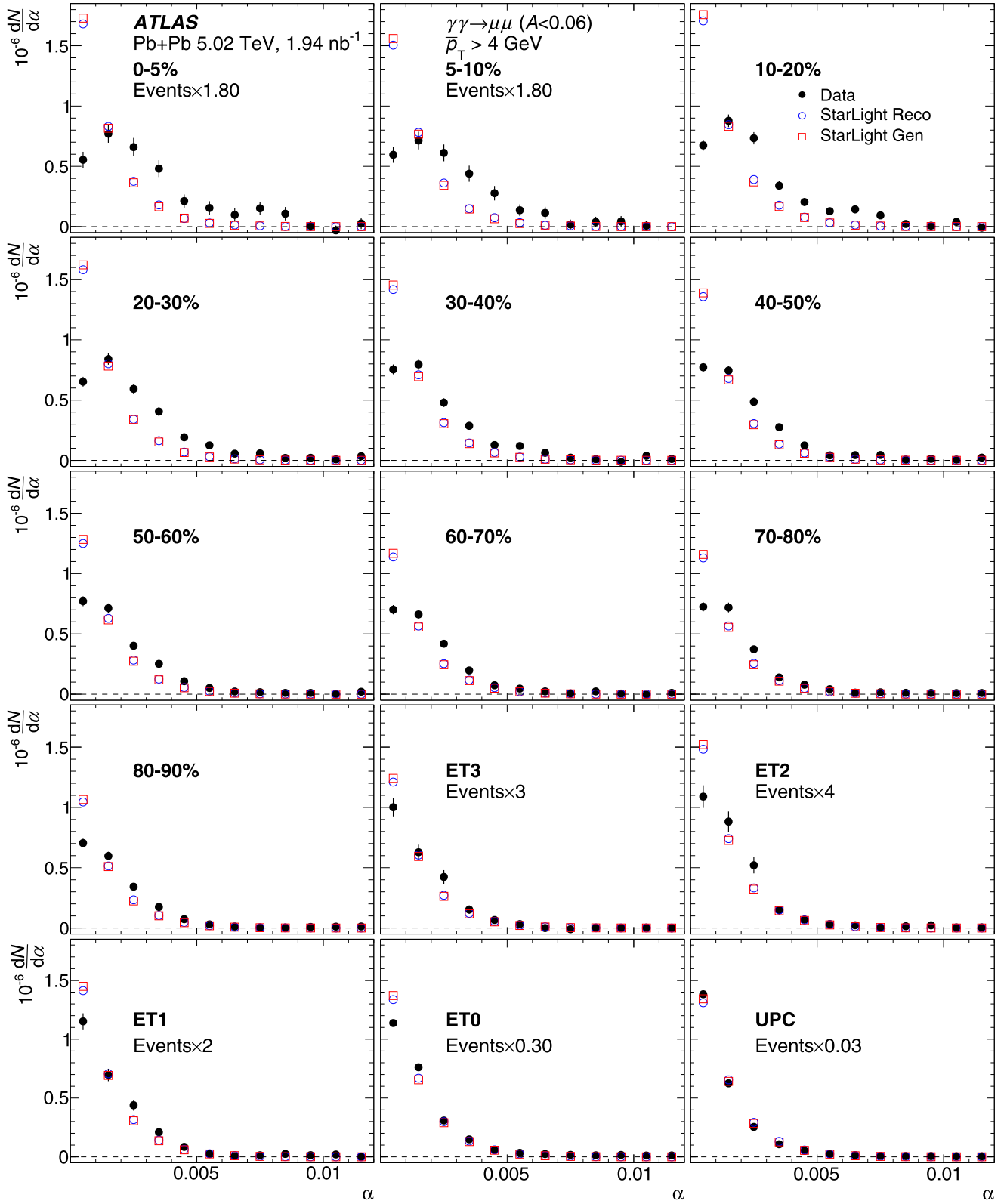


FIG. 11. HF + DY background-subtracted α distributions for pairs satisfying the Fid- α selection and having $\bar{p}_T > 4$ GeV in different centrality intervals from the most central 0–5% (top left) to the UPC interval (bottom right). For a few panels the distributions are scaled to allow a common y-axis range for the plots. The scale factors are stated on the panels. Also shown for comparison are the generated and reconstructed distributions obtained from the STARlight simulation samples. The STARlight generated and reconstructed distributions are scaled to match the corresponding data distributions over the $\alpha < 0.012$ interval.

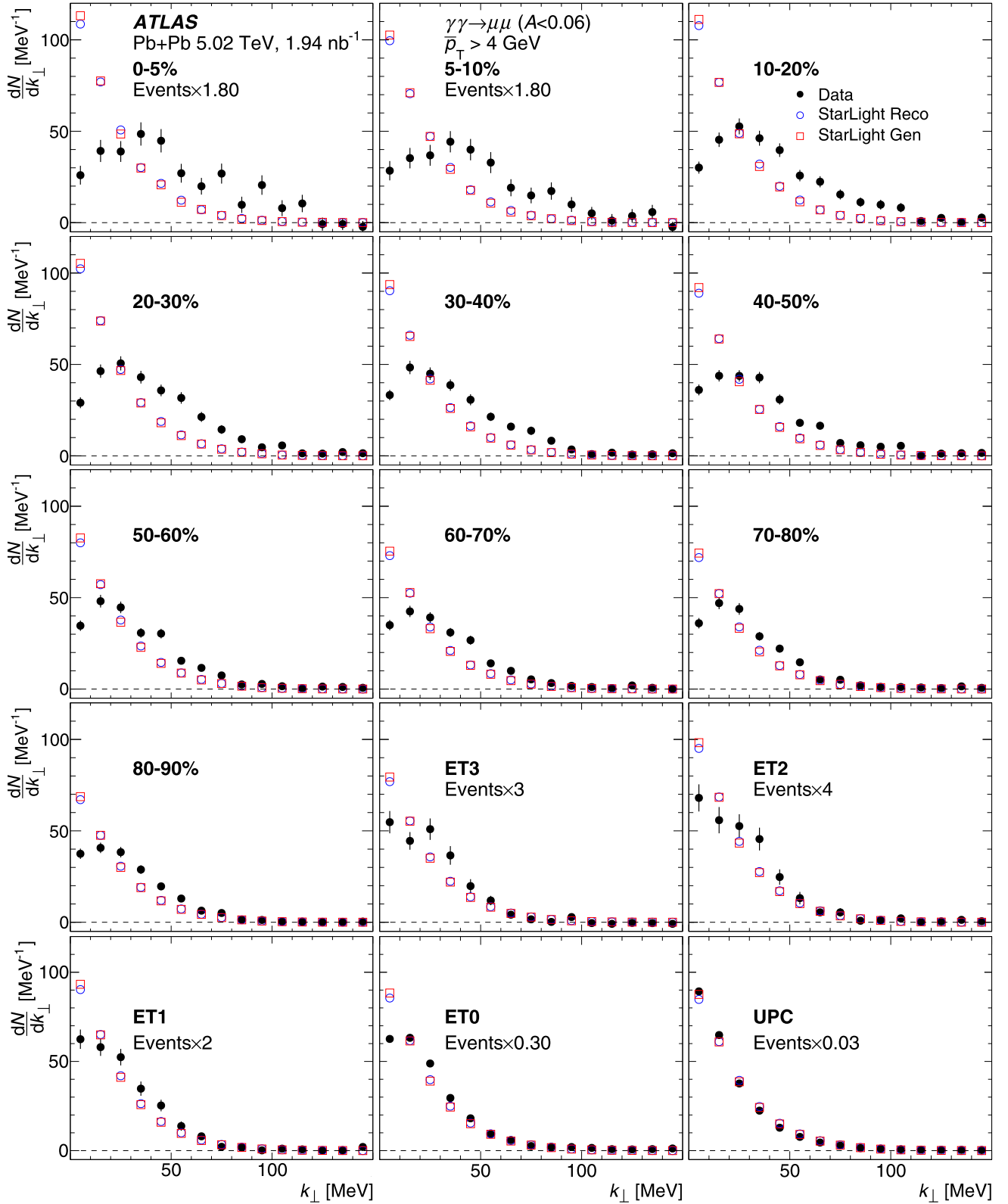


FIG. 12. HF + DY background-subtracted k_{\perp} distributions for pairs satisfying the Fid- k_{\perp} selection and having $\bar{p}_{T} > 4$ GeV in different centrality intervals from the most central 0–5% (top left) to the UPC interval (bottom right). For a few panels the distributions are scaled to allow a common y-axis range for the plots. The scale factors are stated on the panels. Also shown for comparison are the generated and reconstructed distributions obtained from the STARlight simulation samples. The STARlight generated and reconstructed distributions are scaled to match the corresponding data distributions over the $k_{\perp} < 150$ MeV interval.

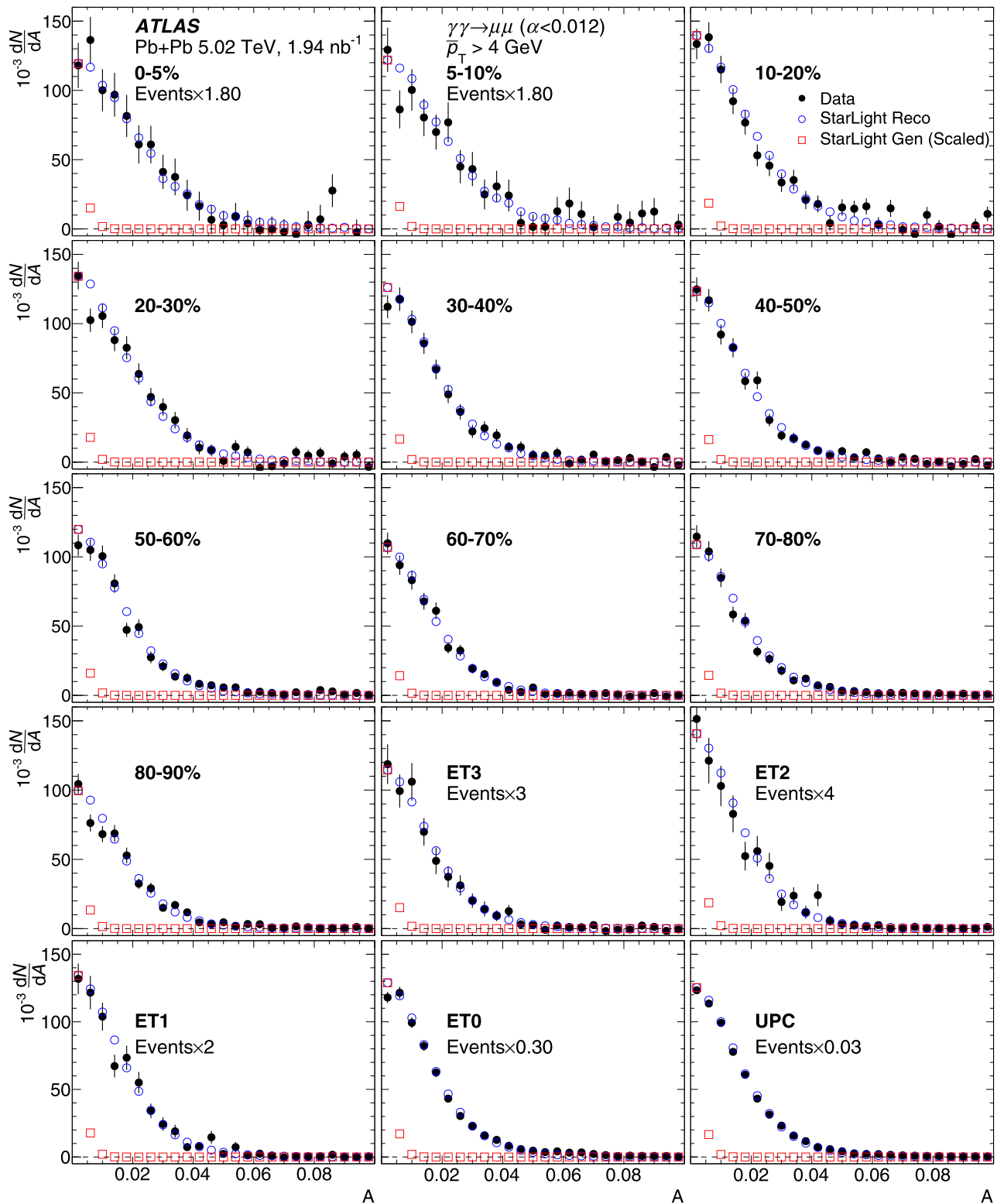


FIG. 13. HF + DY background-subtracted asymmetry distributions for pairs having $\bar{p}_T > 4$ GeV in different centrality intervals from the most central 0–5% (top left) to the UPC interval (bottom right). In a few of the panels, the distributions are scaled to allow a common y -axis range for the plots. The scale factors are stated on the panels. Also shown for comparison are the generated and reconstructed distributions obtained from the STARlight simulation samples. The STARlight reconstructed distributions are scaled to match the corresponding data distributions over the $0 < A < 0.1$ interval. The STARlight generated distributions, which are much narrower than the measured distributions or the data, are scaled vertically to allow direct comparison with the other distributions.

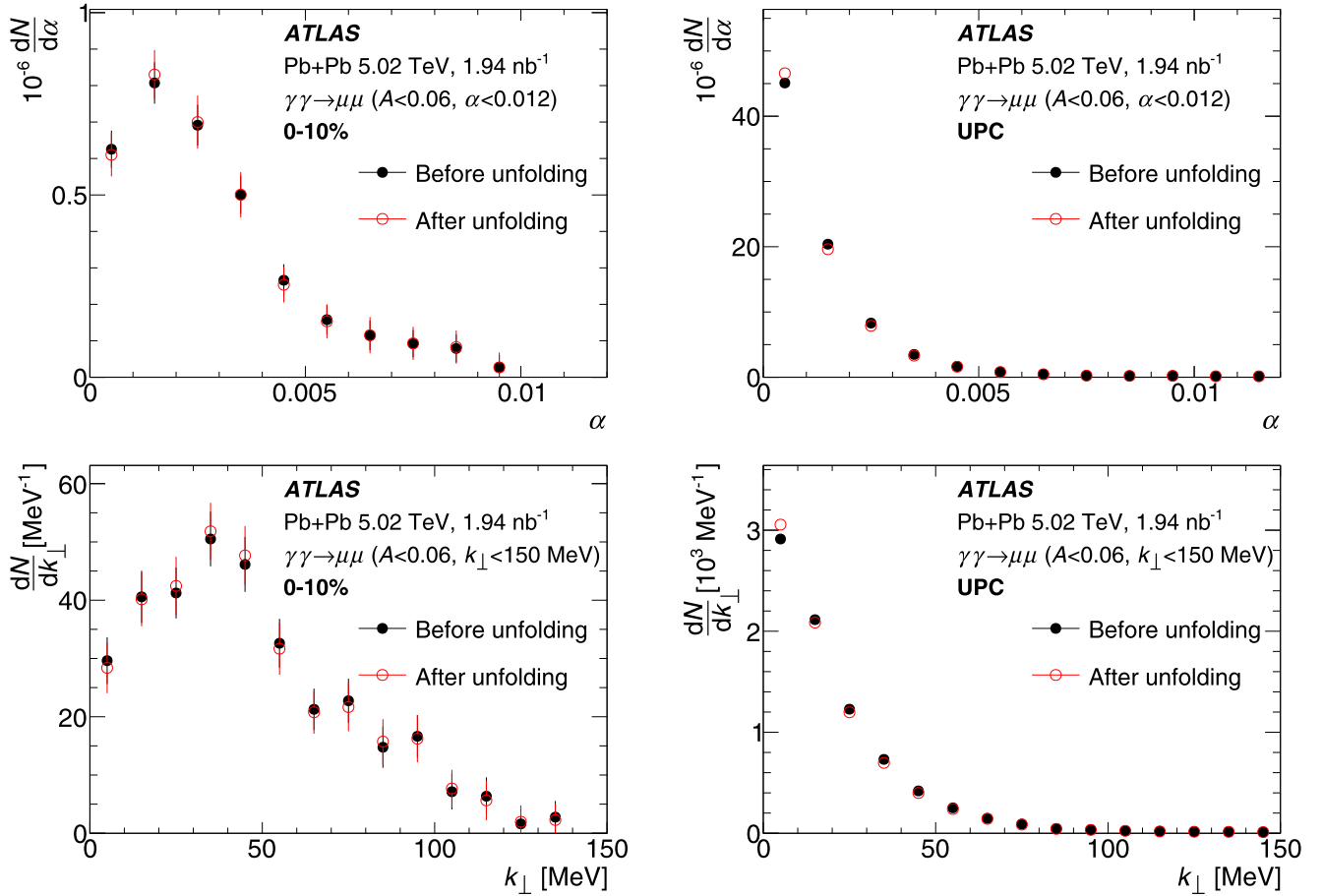


FIG. 14. The α (top) and k_{\perp} (bottom) distributions of dimuons before and after unfolding. The left and right panels correspond to the 0–10% and UPC intervals, respectively.

Figure 14 shows a comparison of the (HF + DY)-subtracted α (top row) and k_{\perp} (bottom row) distributions for the 0–10% (left) and UPC (right) intervals. For the 0–10% centrality interval, the effect of the unfolding is only easily visible at the smallest α and k_{\perp} values. For the UPC interval, the unfolding sharpens the distributions and increases the yield at the smallest α and k_{\perp} values.

No attempt is made to unfold the asymmetry distributions, as the A resolution precludes sensitivity to effects at the momentum scales observed in the α and k_{\perp} distributions. However, an efficiency correction, obtained from the STARlight MC sample, is applied to account for a loss of pairs resulting from the $A < 0.06$ selection due to migration in A . The use of the STARlight asymmetry distribution is acceptable for this purpose because of the insensitivity of the asymmetry to the observed differences between the data and MC samples.

V. OBSERVABLES AND SYSTEMATIC UNCERTAINTIES

A. Observables

Cross sections for $\gamma\gamma \rightarrow \mu^+\mu^-$ production are obtained in intervals of centrality and \bar{p}_T using

$$\sigma_{\text{cent}}(\bar{p}_T) = \frac{1}{\mathcal{L}} [N_{\text{sig}}(\text{cent}, \bar{p}_T) - N_{\text{DY}}(\text{cent}, \bar{p}_T)], \quad (5)$$

where \mathcal{L} represents the integrated luminosity, and N_{sig} represents the number of background-subtracted pairs [see Eqs. (3) and (4)]. The cross sections in Eq. (5) can be evaluated using the Fid- α or Fid- k_{\perp} fiducial selections. However, the two fiducial selections give results that agree within statistical and systematic uncertainties. For this reason, the cross sections are presented in this paper only for the Fid- k_{\perp} selection.

To reduce systematic uncertainties resulting from overall normalization factors, e.g., due to efficiency corrections and luminosity, “normalized yields” (Y) are calculated according to

$$Y(\text{cent}, \bar{p}_T) = \frac{\sigma_{\text{cent}}(\bar{p}_T)}{\sigma_{\text{tot}}(\bar{p}_T)}, \quad (6)$$

where $\sigma_{\text{cent}}(\bar{p}_T)$ is defined in Eq. (5) and $\sigma_{\text{tot}}(\bar{p}_T)$ is the total cross section, obtained by summing $\sigma_{\text{cent}}(\bar{p}_T)$ over all centrality intervals, including the UPC interval.

Differential cross sections for $\gamma\gamma \rightarrow \mu^+\mu^-$ production are obtained from the unfolded α and k_{\perp} distributions. In the k_{\perp} case, the differential cross section is calculated as

$$\frac{d\sigma}{dk_{\perp}} = \frac{1}{\mathcal{L}} \left(\frac{\Delta N}{\Delta k_{\perp}} - C_{\text{HF+DY}}^{k_{\perp}} \right),$$

where ΔN represents the number of unfolded counts in a given k_{\perp} interval of width Δk_{\perp} , and other factors are defined

in Sec. IV. A similar formula applies to the calculation of $d\sigma/d\alpha$. These cross sections are obtained for each combination of centrality and \bar{p}_T intervals included in the analysis using the corresponding fiducial selection.

B. Systematic uncertainties

This section discusses estimates of the systematic uncertainties in the cross sections, normalized yields, and k_\perp distributions. The uncertainties in the α distributions mirror those in the k_\perp distributions and are not discussed separately. The following sources of systematic uncertainty are considered:

Luminosity. The systematic uncertainty of the combined 2015 and 2018 Pb+Pb integrated luminosity is 1.5%, obtained using the LUCID-2 detector [56] for the primary luminosity measurement [57].

Muon working point. The analysis is performed using the “medium” muon selection requirements [41]. The measurements are repeated using the “tight” working point [41], which results in an increase in the muon purity, but reduces the muon-pair yields by about 20%. After applying an efficiency correction appropriate for the alternative working point, the cross sections and normalized yields differ by 7% and 2%, respectively. This variation is included as a systematic uncertainty that covers possible contributions from misidentified muons. For the differential cross sections, the change in the muon working point mainly introduces point-by-point statistical fluctuations with no systematic trend beyond the 7% change in the overall normalization. Thus, no additional systematic uncertainty is applied to the α and k_\perp differential cross sections or yields.

Trigger efficiency. The trigger efficiencies are evaluated directly from a data sample large enough for the statistical uncertainties in the efficiencies to be negligible. However, a systematic uncertainty is applied to cover the effects of possible centrality-dependent differences between the composition of muons used for the efficiency measurement and that of muons used in the measurement. It is evaluated from the following difference:

$$\delta\epsilon^{\text{cent}} = \left| (\epsilon_{\text{medium}}^{\text{cent}} - \langle\epsilon_{\text{medium}}\rangle) - (\epsilon_{\text{tight}}^{\text{cent}} - \langle\epsilon_{\text{tight}}\rangle) \right|,$$

where the averages are taken over centrality intervals. The systematic uncertainty essentially compares the efficiencies obtained using “medium” and “tight” muon selections in a given centrality interval while removing average changes due to the different muon populations. This uncertainty is within 3% across most of the centrality range, but increases to 6% for the 0–10% most central collisions.

Reconstruction efficiency. The effects of the muon reconstruction efficiency are accounted for by applying weights—the inverse product of the single-muon efficiencies—to each muon pair used in the analysis. The efficiencies are functions of p_T , $q\eta$, and collision centrality. Uncertainties in the efficiencies produce uncertainties in the measured distributions and in the cross sections and yields. These uncertainties are evaluated by varying the reconstruction efficiencies within their own uncertainties [41] and by evaluating the resulting changes in the measurements. This procedure yields a $\approx 2\%$

systematic uncertainty in the cross sections and a $\lesssim 0.5\%$ uncertainty in the normalized yields. For the differential measurements, the variation of the reconstruction efficiency introduces no systematic effects beyond a change in the normalization which is already accounted for in the cross section.

$d_{0\text{pair}}$ and $(z_0 \sin \theta)_{\text{pair}}$ selections. A potential systematic uncertainty associated with the vertex-pointing requirement is assessed by varying the $d_{0\text{pair}}$ requirement from its default value of $d_{0\text{pair}} < 0.1$ mm to 0.08 and 0.14 mm, and the $(z_0 \sin \theta)_{\text{pair}}$ requirement to $(z_0 \sin \theta)_{\text{pair}} < 0.22$ mm (from 0.2 mm) and including the resulting variation as an uncertainty. The uncertainty covers both the efficiency for signal muons to pass the selections and the effect of the vertex-pointing requirements on the HF background subtraction. The former is most relevant in the UPC and peripheral centrality intervals where the uncertainty is small or negligible. The latter is relevant in more central collisions. For the cross section and normalized yields measurement, the largest systematic uncertainty, $\approx 2\%$, is obtained in the 0–5% centrality interval. Varying the $d_{0\text{pair}}$ and $(z_0 \sin \theta)_{\text{pair}}$ requirements introduces no systematic variation of the dimuon yields with α or k_\perp .

Background shape parametrization. The corrected α and k_\perp distributions are obtained by subtracting a background that is taken to be constant, consistent with fits to the distributions in Fig. 6. The sensitivity of the results to the assumption of a constant background is evaluated by parametrizing the background by linear functions and performing the subtraction using the resulting function. The deviation from the default analysis result is included as a systematic uncertainty. This uncertainty applies only to the differential cross sections. It is at most $\approx 0.2\%$ and is negligible compared to the other uncertainties.

Signal template variation for $d_{0\text{pair}}$ fits. The HF background levels estimated from the template fits depend on the shape of the signal template that, in the default analysis, is obtained from MC simulation. An alternative, data-driven approach uses for the signal template the $d_{0\text{pair}}$ distribution measured in the UPC sample, which is composed almost entirely of $\gamma\gamma \rightarrow \mu^+\mu^-$ pairs. An additional, centrality-dependent smearing determined from the MC simulation is applied to the UPC $d_{0\text{pair}}$ distribution to account for the poorer d_0 resolution in the more central collisions. A $\approx 1\%$ variation between the results obtained from the default analysis and from the alternative signal templates is included as a systematic uncertainty of the cross sections and the normalized yields. For the differential cross sections, the variation of the template produces an additive change in the background and, thus, in the background-subtracted results. The corresponding systematic uncertainty effectively accounts for the sensitivity of the signal fractions to the uncertainty in the shape of the signal template.

Excess background. As discussed in Sec. IVE, the difference between the excess observed at large α or k_\perp after HF background subtraction and the POWHEG+PYTHIA8 DY estimate is taken as a systematic uncertainty to cover possible unidentified background sources. It is evaluated separately in each kinematic bin in the measurement, except for the measurements as a function of $|y_{\mu\mu}|$ and $|\Delta y|$, where the low pair yields at largest $|y_{\mu\mu}|$ and $|\Delta y|$ values preclude a

statistically viable determination. For those measurements, the excess fraction is evaluated averaged over $|y_{\mu\mu}|$ and $|\Delta y|$ and then applied in each bin. This uncertainty is treated as one-sided (downwards only), and is typically within 4% for the cross section and 2% for the normalized yields.

The final uncertainties in the cross sections are obtained by summing the individual uncertainties listed above in quadrature. The resulting uncertainty in the cross sections varies slightly with centrality but is typically $\approx 8\%$.

VI. RESULTS

A. Theoretical calculations

The results of the measurements presented here are compared with three sets of theoretical calculations: STARlight, QED calculations based on a generalization of the EPA method, and calculations using a fully quantum-mechanical treatment of the photon transverse momentum distribution through Wigner distributions. For all three, the calculations rely on distributions of impact parameters populated by Pb+Pb collisions in each centrality interval that are obtained from a Glauber MC simulation [43] that also provides the basis for the ATLAS centrality calibration.

While STARlight was originally designed for UPC processes, it was recently updated to allow the calculation of $\gamma\gamma \rightarrow \mu^+\mu^-$ processes over fixed impact parameter ranges, although there is no treatment of the impact parameter dependence of the photon transverse momenta. Since it has already been established that the non-UPC α and k_\perp distributions disagree with STARlight, only the predictions for the total dimuon production cross sections are compared with data.

The authors of Ref. [13] provided self-normalized dimuon acoplanarity distributions in the calibrated Pb+Pb centrality bins used in this measurement. These results are referred to as ‘‘QED’’ in the plots and in the discussion below. The authors of Ref. [11] provided self-normalized dimuon α and k_\perp distributions. These results are referred to as ‘‘PWF’’ in the rest of this paper.

B. Cross sections and relative yield measurements

The top panel of Fig. 15 shows the measured $\gamma\gamma \rightarrow \mu^+\mu^-$ cross sections as a function of centrality for four different \bar{p}_T intervals. Also shown for comparison are calculations from the STARlight event generator. The cross sections decrease slightly from central to peripheral events. This decreasing trend is qualitatively reproduced by STARlight, but the predicted cross sections from STARlight are considerably different from the measurements. It has been observed [4] that STARlight predicts too low a $\gamma\gamma \rightarrow \mu^+\mu^-$ yield in UPC collisions. One possible explanation [58] for the STARlight deficit in UPC dimuon production is its model’s truncation of the single-nucleus photon flux at transverse distances smaller than the nuclear radius. That truncation may have greater impact on $\gamma\gamma \rightarrow \mu^+\mu^-$ processes in non-UPC nuclear collisions, where the neglected regions have larger geometric overlap. In the bottom panel of Fig. 15, the measured cross sections in three different centrality intervals show a rapid decrease with \bar{p}_T .

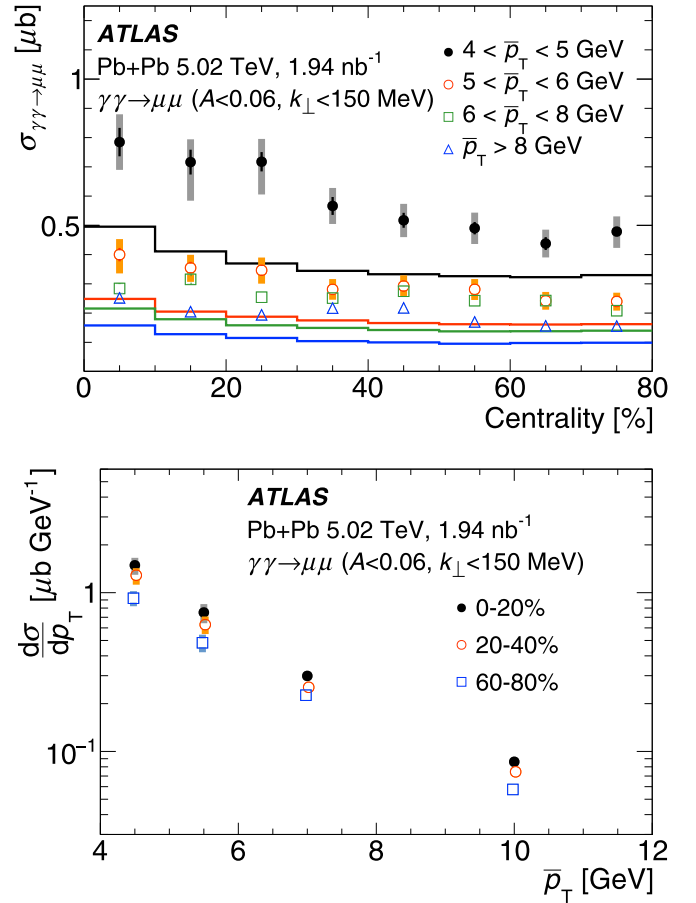


FIG. 15. The cross sections for $\gamma\gamma \rightarrow \mu^+\mu^-$ production in non-UPC Pb+Pb collisions as a function of centrality (top) and \bar{p}_T (bottom). The error bars indicate statistical (lines) and systematic uncertainties (shaded boxes). The solid lines in the top panel represent the results of STARlight calculations (see text) for the given \bar{p}_T interval. The data points in the bottom panel for the 0–20% and 60–80% centrality intervals are staggered, for clarity.

The total cross sections for $\gamma\gamma \rightarrow \mu^+\mu^-$ production in the Fid- α and Fid- k_\perp fiducial regions but with no centrality or ZDC requirement after subtraction of the HF and DY backgrounds are

$$\sigma_{\gamma\gamma \rightarrow \mu^+\mu^-}^{\text{Fid-}\alpha} = 61.9 \pm 0.2(\text{stat}) - 5.6(\text{syst}) + 5.2(\text{syst}) \mu\text{b},$$

$$\sigma_{\gamma\gamma \rightarrow \mu^+\mu^-}^{\text{Fid-}k_\perp} = 61.3 \pm 0.2(\text{stat}) - 5.2(\text{syst}) + 5.0(\text{syst}) \mu\text{b}.$$

The cross sections in the two fiducial regions differ by only 1% because they are dominated by the ultraperipheral contribution, for which the α and k_\perp restrictions remove only a small fraction of the pairs. These cross sections are larger than that reported in the recent UPC measurement [4], primarily due to the fact that the present measurement does not impose a minimum mass requirement of 10 GeV and also because it includes $\gamma\gamma \rightarrow \mu^+\mu^-$ pairs in non-UPC events. The total cross section obtained using the same fiducial selections as the UPC measurement is consistent with the result reported in Ref. [4].

Figure 16 shows the normalized yields of $\gamma\gamma \rightarrow \mu^+\mu^-$ pairs, Y , calculated according to Eq. (6), in various centrality

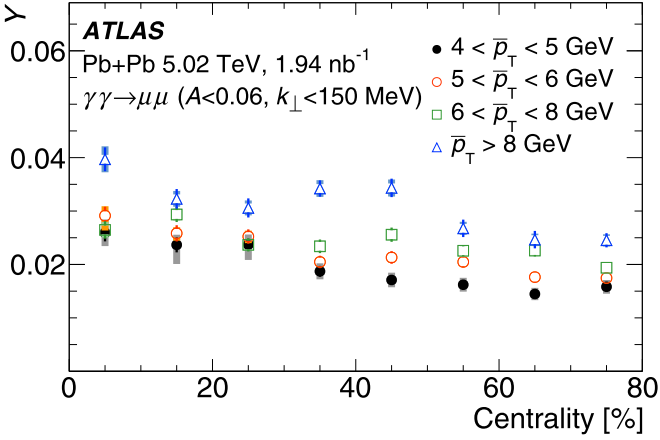


FIG. 16. Measured normalized yields of $\gamma\gamma \rightarrow \mu^+\mu^-$ pairs passing the Fid- k_\perp selection as a function of centrality for four \bar{p}_T intervals. The error bars indicate statistical (lines) and systematic (shaded boxes) uncertainties.

intervals and for the four \bar{p}_T ranges presented in Fig. 15. For a given \bar{p}_T interval, it is observed that the Y values increase from peripheral to central events; i.e., the fraction of $\gamma\gamma \rightarrow \mu^+\mu^-$ pairs produced in central events per centrality percentile is larger than in peripheral events. It is also observed that at higher \bar{p}_T , a larger fraction of $\gamma\gamma \rightarrow \mu^+\mu^-$ pairs is produced in more central events. This is compensated for by a reduction of the normalized yields in the UPC interval (not shown in Fig. 16), since by construction the normalized yields add up to one [see Eq. (6)]. This result indicates that the dimuon transverse momentum spectra become harder with decreasing Pb+Pb collision impact parameter.

Figure 17 shows the $|y_{\mu\mu}|$ dependence of the normalized yields for two centrality and three \bar{p}_T ranges. The normalized yields decrease with rapidity, approaching zero at $|y_{\mu\mu}| = 2.4$. This behavior primarily results from the η acceptance of the two muons used to form the pair: $|\eta| < 2.4$, which restricts the pair rapidity to $|y_{\mu\mu}| < 2.4$. However, the $|y_{\mu\mu}|$ -dependent trends in the normalized yields can be compared between the different \bar{p}_T intervals, since the acceptance effects are similar for the different \bar{p}_T intervals. For $|y_{\mu\mu}| < 1.2$ a stronger \bar{p}_T dependence is observed, with the normalized yields increasing with \bar{p}_T , while at forward rapidities, the normalized yields are consistent, within uncertainties, for the three \bar{p}_T intervals shown in Fig. 17.

C. α and k_\perp distributions

Figures 18 and 19 show two of the primary results of this measurement: the differential cross sections as a function of α and k_\perp , respectively, in different Pb+Pb centrality intervals, including the ET0–ET3 and UPC intervals. The main observation in the previous ATLAS measurement of non-UPC $\gamma\gamma \rightarrow \mu^+\mu^-$ production [7], namely, a centrality-dependent broadening of the α distributions, is confirmed. A similar broadening is observed in the k_\perp distributions. It is interesting to note that the α and k_\perp distributions in the most peripheral ET0–ET3 intervals are visibly broadened compared to the UPC interval.

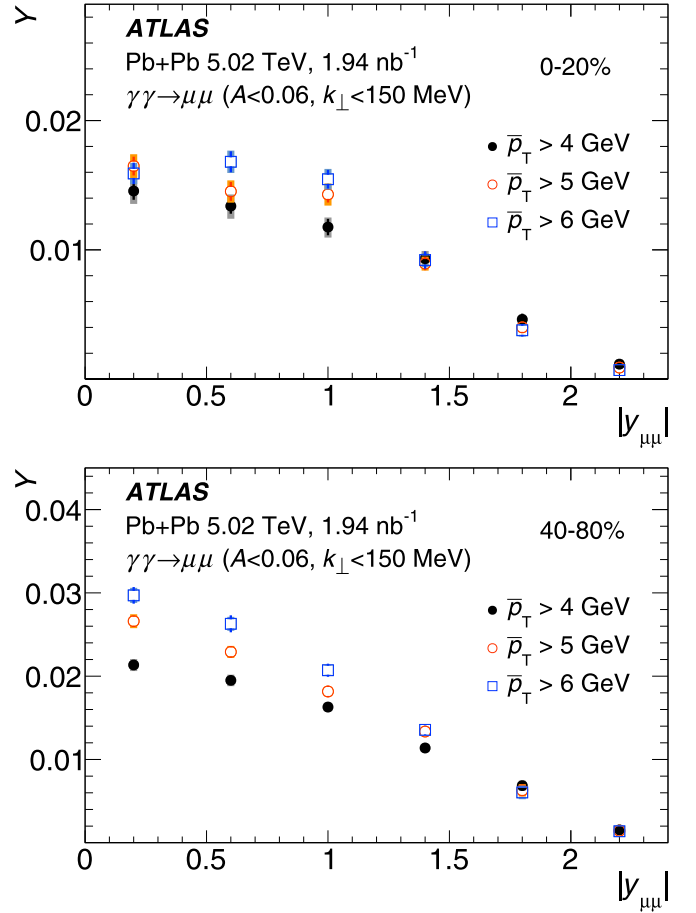


FIG. 17. Measured normalized yields of $\gamma\gamma \rightarrow \mu^+\mu^-$ pairs passing the Fid- k_\perp selection as a function of the pair rapidity, $|y_{\mu\mu}|$. The widths of the $|y_{\mu\mu}|$ intervals along the x axis are 0.4 units. The top and bottom panels correspond to the 0–20% and 40–80% centrality intervals, respectively. The error bars indicate statistical (lines) and systematic (shaded boxes) uncertainties. For the 40–80% interval, both sets of errors are typically smaller than the symbols.

In addition to the broadening, a centrality-dependent suppression of the dimuon yield at small α and k_\perp values is seen in the data. This suppression was present, but not statistically significant, in the results of the previous measurement [7]. The suppression is greater in the k_\perp distributions for reasons that are made clear below. The PWF and QED calculations reproduce the measured distributions in the UPC interval reasonably well. The calculations also qualitatively reproduce the centrality-dependent broadening observed in the data. In addition, both calculations predict a centrality-dependent depletion at small α (or k_\perp). However, the depletion observed in the data is better reproduced by the QED calculations, which describe well the observed suppression in the α distributions in the most central collisions; agreement in the middle centrality intervals is not as good. In Ref. [13], the depletion at small values of acoplanarity is attributed to quantum interference effects. It is not, as yet, understood why the PWF calculations show less suppression. Assuming that the broadening and depletion in the α or k_\perp distributions results from a physical process having an associated transverse momentum scale, q_T ,

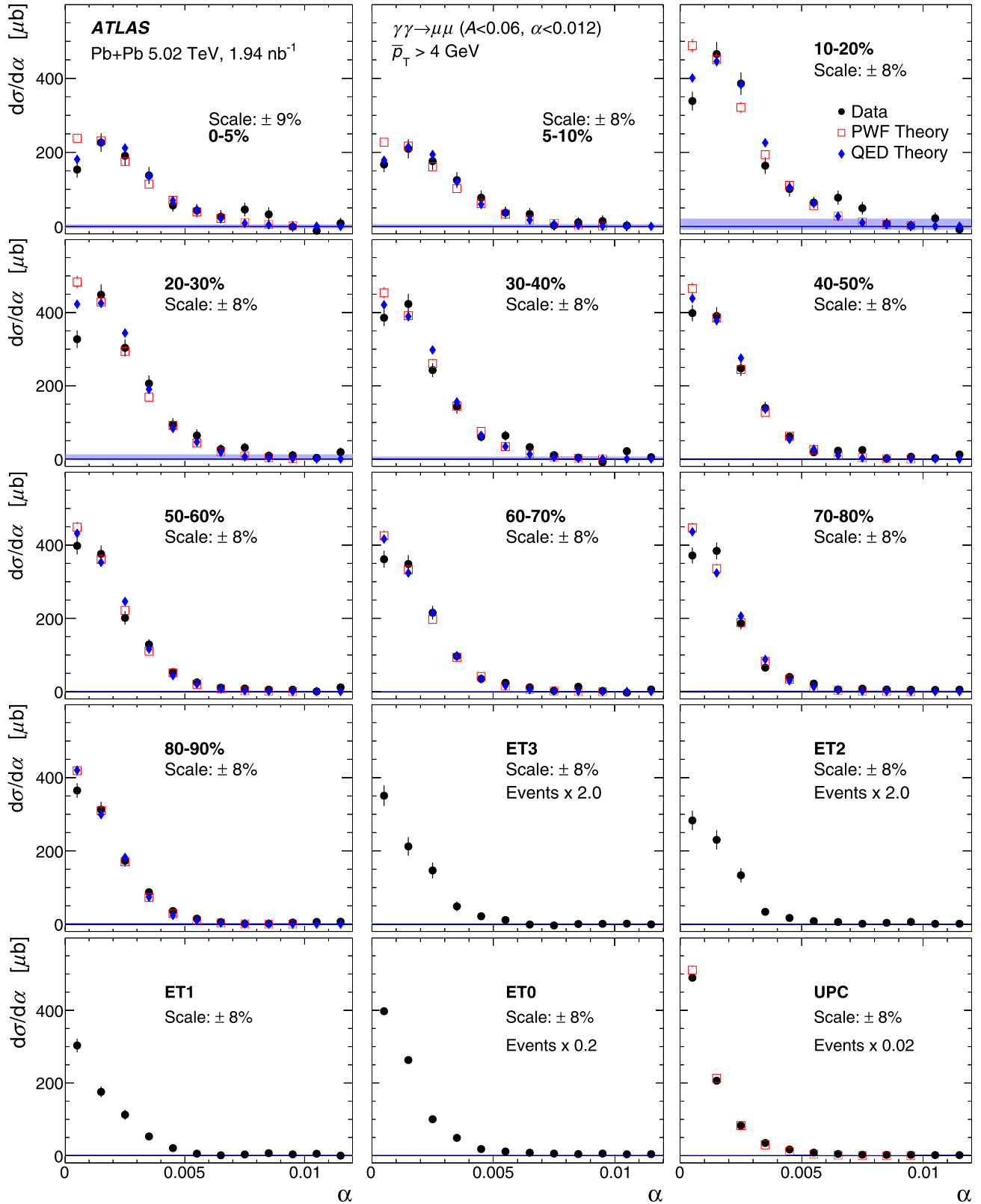


FIG. 18. Differential cross sections as a function of α for $\gamma\gamma \rightarrow \mu^+\mu^-$ pairs passing the Fid- α selection. Each panel represents a different centrality or ΣE_T^{Cal} interval, with the last panel representing the UPC interval. The error bars indicate combined statistical and systematic uncertainties, excluding the background-subtraction uncertainties, which are indicated by a shaded band at $d\sigma/d\alpha = 0$, and overall normalization uncertainties, which are quoted on each panel as “Scale.” Also shown are the results of the PWF theoretical calculations (see text).

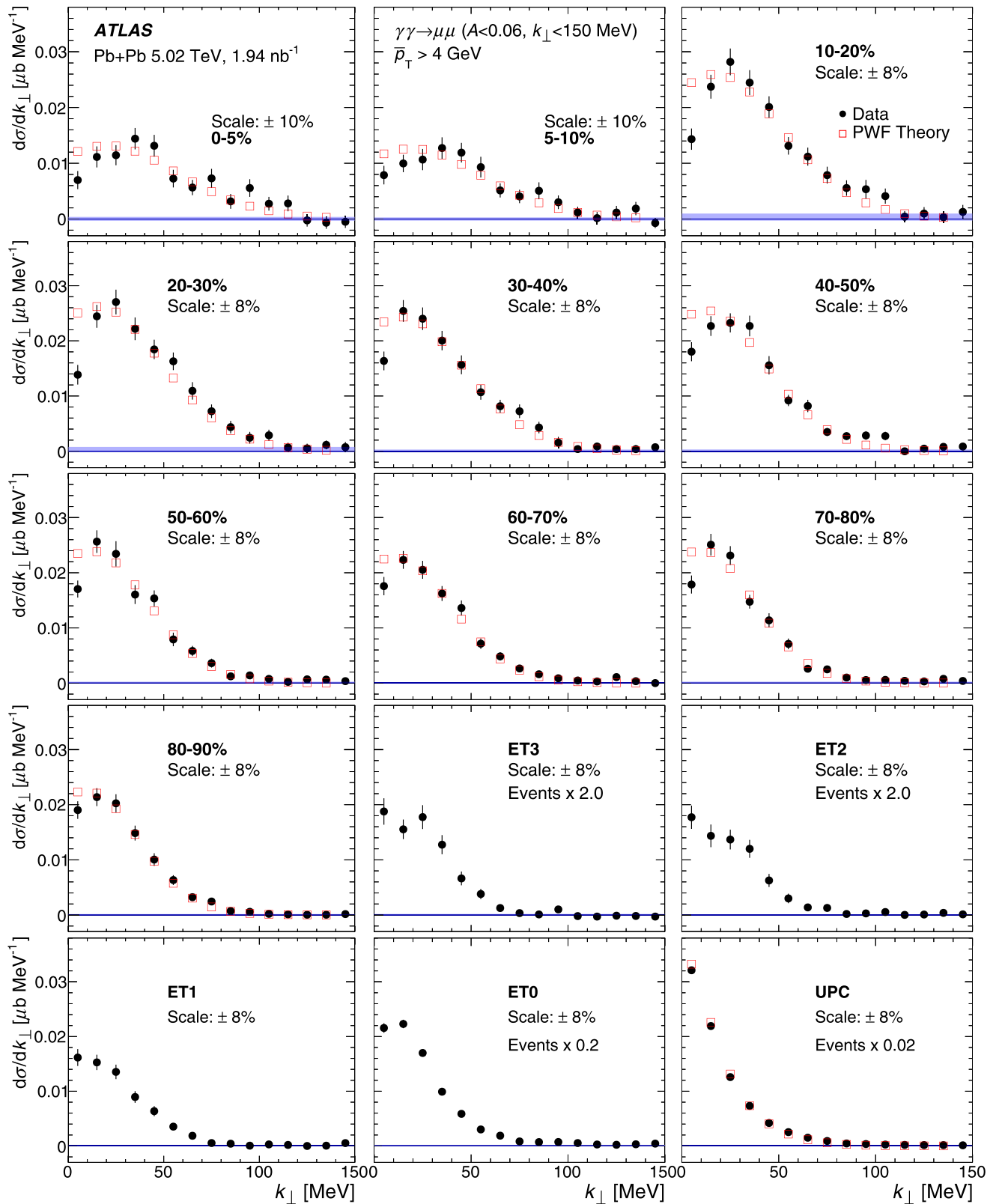


FIG. 19. Differential cross sections as a function of k_{\perp} for $\gamma\gamma \rightarrow \mu^+\mu^-$ pairs passing the Fid- k_{\perp} selection. Each panel represents a different centrality or $\Sigma E_{\text{T}}^{\text{FCal}}$ interval, with the last panel representing the UPC interval. The error bars indicate combined statistical and systematic uncertainties, excluding the background-subtraction uncertainties, which are indicated by shaded bands at $d\sigma/dk_{\perp} = 0$, and overall normalization uncertainties, which are quoted on each panel as “Scale.” Also shown are the results of the QED and PWF theoretical calculations (see text).

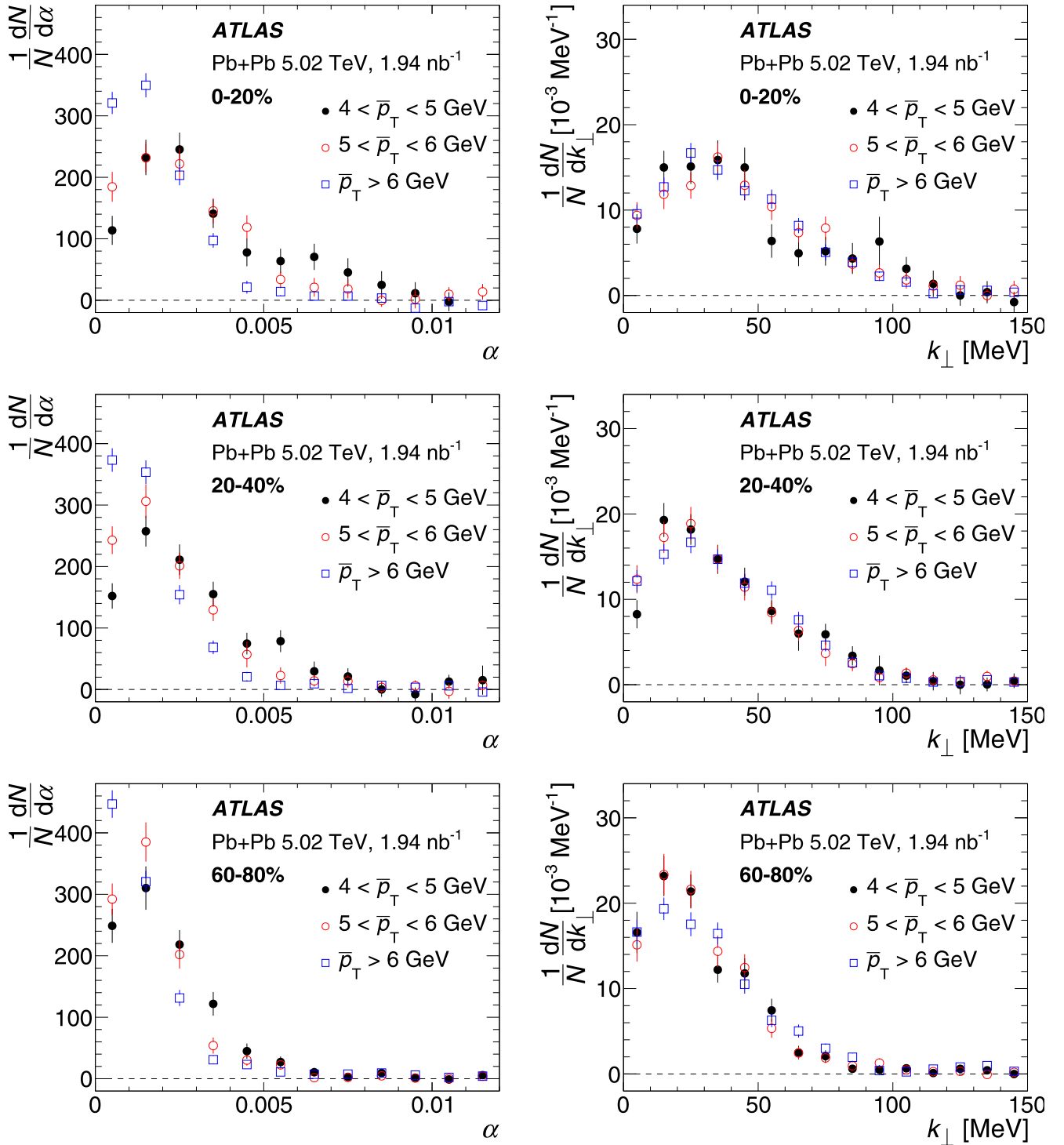


FIG. 20. Background-subtracted α (left column) and k_{\perp} (right column) distributions measured in different \bar{p}_T intervals for three centrality intervals: 0–20%, 20–40%, and 60–80%. The distributions are normalized to have unit integral. The error bars indicate statistical and systematic uncertainties added in quadrature.

then, as argued in Ref. [7], the modifications of the α distributions, naively, should scale with the ratio of that scale to the muon momentum, q_T/\bar{p}_T . In contrast, the k_{\perp} distributions, which effectively probe the component of the dimuon \bar{p}_T perpendicular to the dimuon axis, should only depend on the scale, q_T . To test this hypothesis, Fig. 20 shows distributions

of α (left-hand panels) and k_{\perp} (right-hand panels) for three different \bar{p}_T intervals and three different centrality intervals chosen to improve the statistical significance of the data. The α distributions show a clear dependence on \bar{p}_T such that at higher \bar{p}_T the distributions become narrower and show less suppression at $\alpha = 0$. Thus, integrating over \bar{p}_T will smooth

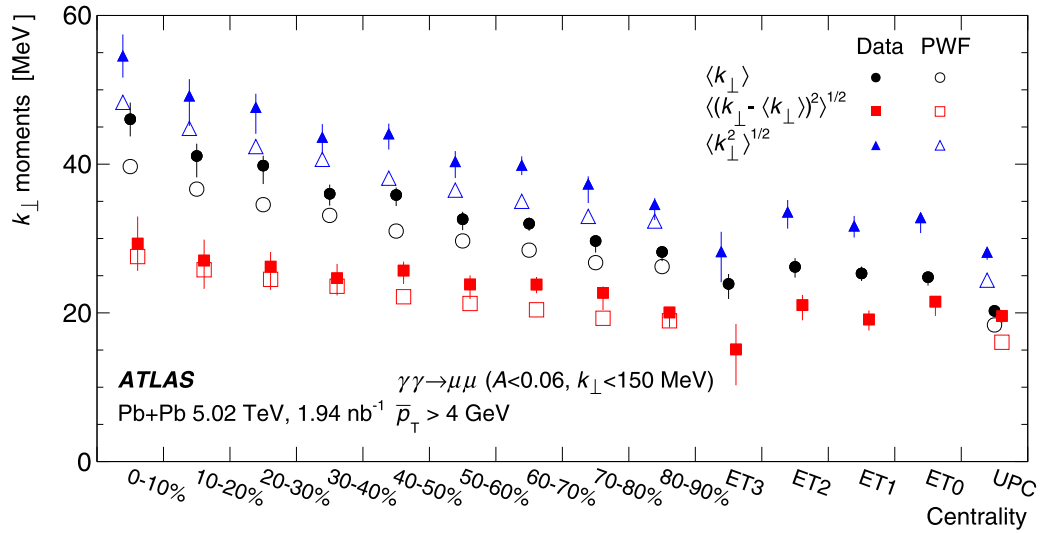


FIG. 21. Moments of the $\gamma\gamma \rightarrow \mu^+\mu^-$ k_{\perp} distributions as a function of centrality compared with the PWF predictions. The error bars indicate combined statistical and systematic uncertainties. In some bins, the statistical uncertainties, determined both by the number of counts and by their k_{\perp} distribution, dominate.

out some of the centrality-dependent features in the data. In contrast, the k_{\perp} distributions show no significant dependence on \bar{p}_T . Thus, an integration over \bar{p}_T will have little or no impact on the shape of the k_{\perp} distributions. For this reason, the k_{\perp} variable should be preferred for future measurements and theoretical calculations.

D. Characterizing the centrality dependence of k_{\perp} distributions

In Ref. [7], the broadening of the acoplanarity distributions was characterized by a transverse momentum scale, obtained from the RMS of the α distribution. The observation that the α and the k_{\perp} distributions have the most-probable value shifted away from zero means that the RMS does not fully capture the modifications observed in the data. Nonetheless, the moments

provide a model-independent means to quantify modifications of the α and k_{\perp} distributions.

Figure 21 presents moments of the k_{\perp} distribution as a function of centrality for the $\bar{p}_T > 4$ GeV selection. The moments are calculated from the k_{\perp} distributions prior to the background subtraction and then corrected, analytically, to remove the contribution from the constant background. Results are shown for the mean, the RMS, and the standard deviation of the k_{\perp} distributions.

A significant increase in the mean is observed between the UPC and the four ET0–ET3 intervals, and then there is a further steady increase in the more central Pb+Pb collisions. Similar behavior is observed in the RMS values, but the standard deviation shows a much smaller increase between UPC collisions and the most central collisions. The measured

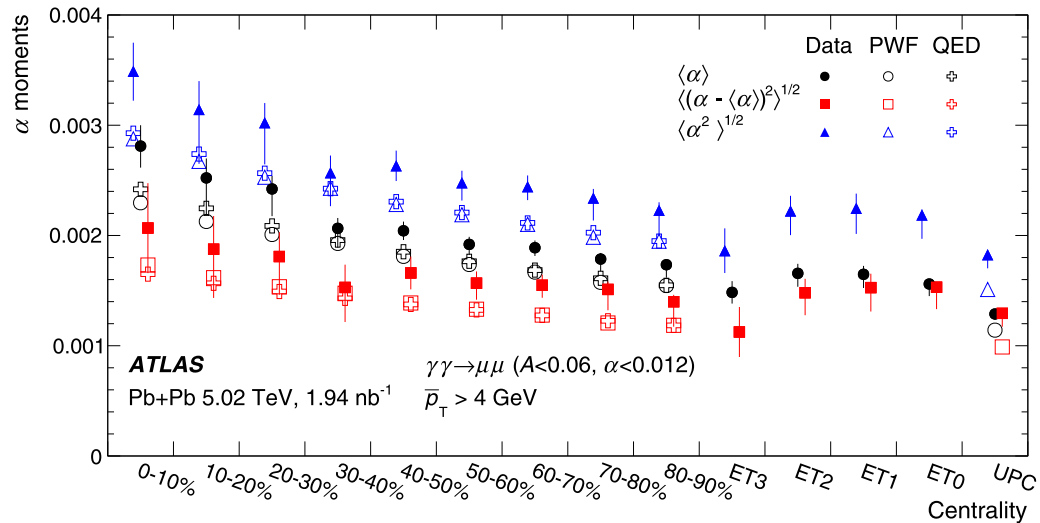


FIG. 22. Moments of the $\gamma\gamma \rightarrow \mu^+\mu^-$ α distributions as a function of centrality compared with the QED and PWF predictions. The error bars on the data points indicate combined statistical and systematic uncertainties. In some bins the statistical uncertainties, determined both by the number of counts and by their α distribution, dominate.

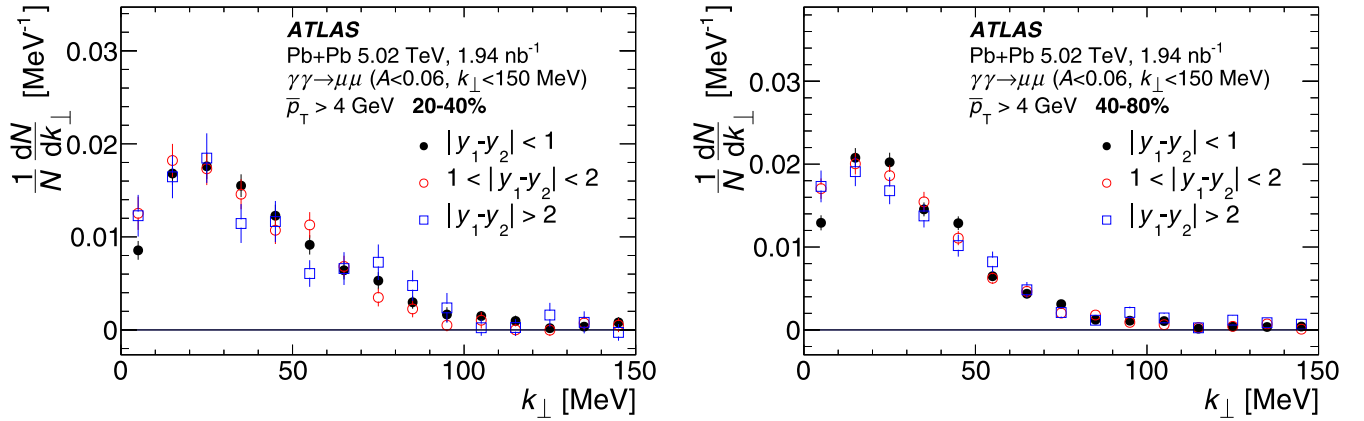


FIG. 23. Dimuon k_{\perp} distributions in three intervals of $|\Delta y|$ in the 20–40% (left) and 40–80% (right) centrality intervals, respectively. The distributions are self-normalized to allow the distributions to be directly compared. The error bars show combined statistical and systematic uncertainties.

moments are compared in the figure with those obtained from the PWF calculation. The PWF predictions reproduce many of the trends seen in the data, but the mean and RMS values systematically lie below the data.

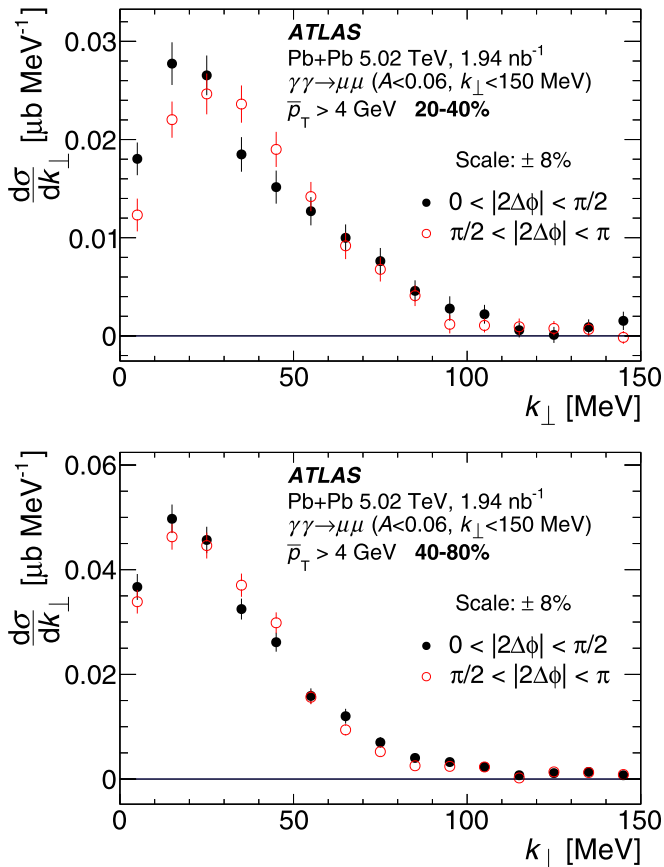


FIG. 24. Differential cross sections for $\gamma\gamma \rightarrow \mu^+\mu^-$ production as a function of k_{\perp} for two intervals of $|2\Delta\phi|$: $0 < |2\Delta\phi| < \pi/2$ and $\pi/2 < |2\Delta\phi| < \pi$ in the 20–40% (top) and 40–80% (bottom) centrality intervals, respectively. The error bars show combined statistical and systematic uncertainties.

Figure 22 shows moments of the α distributions compared with both the PWF and QED calculations. The moments calculated for the QED and PWF predictions are in excellent agreement except for the most central collisions where the QED results are slightly higher. Both calculations show a systematic difference from the data in more peripheral collisions, especially the 60–70% and 70–80% intervals. However, in those intervals, both calculations show weaker suppression near $\alpha = 0$ than is observed in the data.

E. Rapidity gap and event-plane dependence of k_{\perp}

A specific prediction from Ref. [9] is that if the centrality-dependent modifications of the α distributions result from the muons being deflected in magnetic fields generated during the Pb+Pb collision, then the broadening should vary as the hyperbolic tangent of the rapidity difference between the two muons, $|\Delta y| \equiv |y_1 - y_2|$, where y_1 and y_2 are the rapidities of the two muons in the pair. Figure 23 shows the k_{\perp} distributions for two centrality intervals, 20–40% and 40–80%, and for three different $|\Delta y|$ ranges: $|\Delta y| \leq 1$, $1 < |\Delta y| \leq 2$, and $|\Delta y| > 2$. The results are presented in self-normalized form to allow them to be compared directly, even though the yields vary with $|\Delta y|$. At most, a weak variation with $|\Delta y|$ is observed, but with a dependence opposite to what would be expected from magnetic field effects. Namely, the suppression near $k_{\perp} = 0$ is greater for smaller $|\Delta y|$, while a $\tanh |\Delta y|$ dependence would have the opposite behavior and should vary more rapidly with $|\Delta y|$.

A second way to observe potential effects of magnetic fields on the $\gamma\gamma \rightarrow \mu^+\mu^-$ pairs is to study the dependence of the k_{\perp} distributions on the orientation of the dimuons in the transverse plane relative to the direction of the second-order event plane. In Pb+Pb collisions of intermediate centrality, the second-order event plane angle, Ψ_2 , is understood to be well correlated with the direction of the impact parameter vector, which is, in turn, correlated with the direction of any magnetic fields generated during a Pb+Pb collision.

Dimuon yields were measured as a function of the quantity $|2\Delta\phi| \equiv |2(\phi_{\mu\mu} - \Psi_2)|$, where $\phi_{\mu\mu}$ represents the azimuthal orientation of the dimuon, and Ψ_2 is the second-order

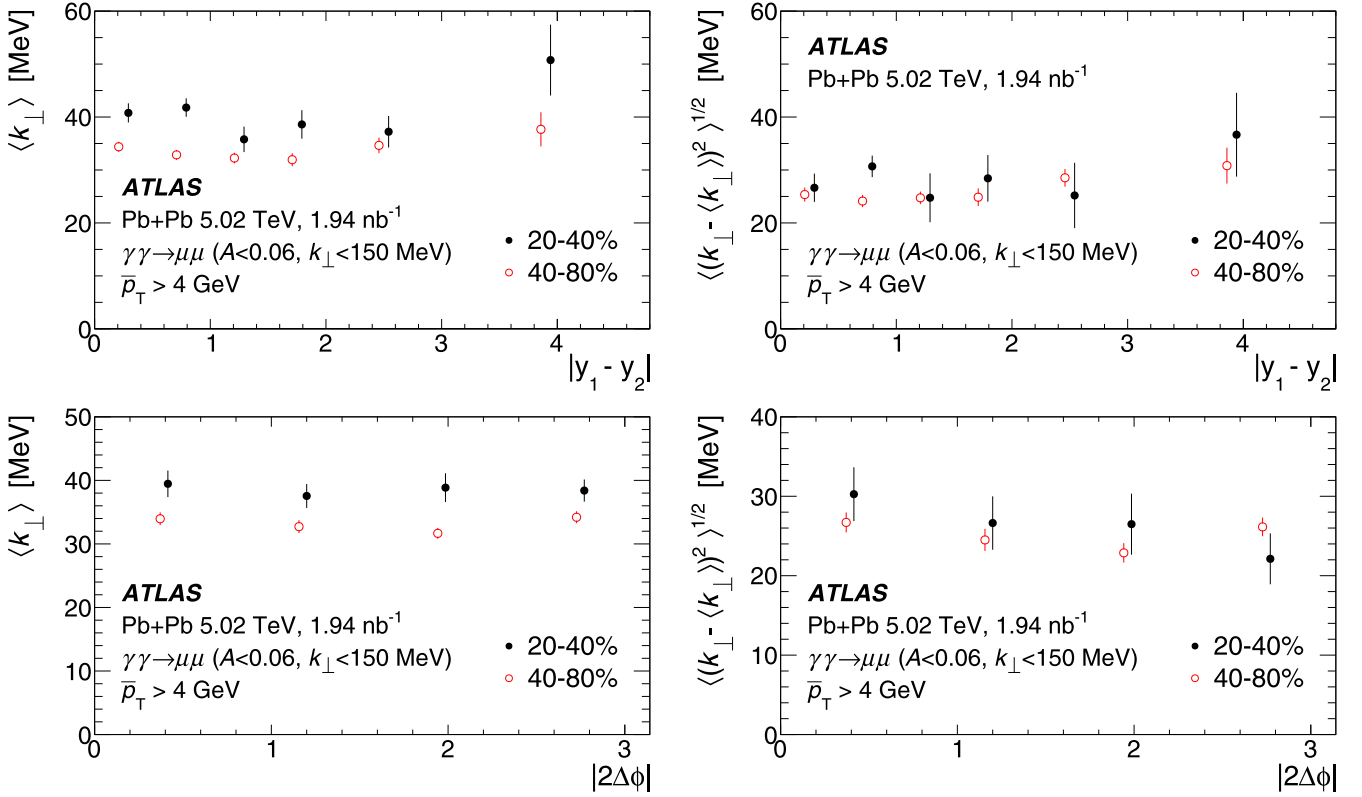


FIG. 25. The average (left) and the standard deviation (right) of the $\gamma\gamma \rightarrow \mu^+\mu^- k_{\perp}$ distributions in the 20–40% and 40–80% centrality intervals as a function of $|\Delta y|$ (top) and $|2\Delta\phi|$ (bottom). Results are shown for $|\Delta y|$ intervals of width 0.5 for $|\Delta y| < 2.0$, and two additional intervals covering $2.0 \leq |\Delta y| < 3.0$ and $3.0 \leq |\Delta y| < 4.8$. The $|2\Delta\phi|$ results are shown for four equal intervals covering $[0, \pi]$. The error bars show combined statistical and systematic uncertainties. The points are staggered for clarity of presentation.

event-plane angle obtained from the FCal using methods applied in previous ATLAS flow analyses [59,60]. The angle, $\phi_{\mu\mu}$, is calculated by rotating one of the muon azimuthal angles by π and then averaging the result with the other muon,

$$\phi_{\mu\mu} = \frac{1}{2}(\phi_1 + \pi + \phi_2).$$

Figure 24 shows differential cross sections as a function of k_{\perp} in two intervals of $|2\Delta\phi|$, $|2\Delta\phi| < \pi/2$ and $\pi/2 \leq |2\Delta\phi| < \pi$, for two centrality intervals. A significant variation with $|2\Delta\phi|$ is seen in the depletion near $k_{\perp} = 0$ for the 20–40% centrality interval. Otherwise, the distributions are indistinguishable at larger k_{\perp} values, which means that the overall broadening of the dimuon k_{\perp} distributions is the same in the two $|2\Delta\phi|$ intervals.

To further explicate the results presented in Figs. 23 and 24, Fig. 25 shows results for the mean and standard deviation of the dimuon k_{\perp} distributions as a function of $|\Delta y|$ (top) and $|2\Delta\phi|$ (bottom) using finer bins in both variables. The average k_{\perp} values have, at most, a weak dependence on $|\Delta y|$ or $|2\Delta\phi|$, while the standard deviations of the k_{\perp} distributions are constant within uncertainties. Thus, the mechanism responsible for the broadening of the k_{\perp} distributions does not appear to depend on either $|\Delta y|$ or the direction of the muons relative to the impact parameter vector in the transverse plane. The absence of variation with $|\Delta y|$ by values > 4 MeV of either the mean or standard deviation of the k_{\perp} distributions rules out magnetic broadening as a

significant contribution to the observed modifications of the k_{\perp} distributions. However, the mechanism responsible for the suppression at $k_{\perp} = 0$ may vary with $|\Delta y|$ or $|2\Delta\phi|$. Indeed, the k_{\perp} distributions in Figs. 23 and 24 indicate such dependence, although the suppression near $k_{\perp} = 0$ is not easily seen in the calculated moments.

VII. CONCLUSION

ATLAS has measured dimuon production via $\gamma\gamma$ scattering processes in nonultraperipheral Pb+Pb collisions at $\sqrt{s_{NN}} = 5.02$ TeV. The measurements use data from the 2015 and 2018 Pb+Pb runs at the LHC corresponding to an integrated luminosity of 1.93 nb^{-1} . Backgrounds, dominated by heavy-flavor decays, are evaluated using template fits to the distribution of muon-pair d_0 values. A much smaller background from DY processes, estimated using POWHEG+PYTHIA8 calculations implemented with nNNPDF2.0 nuclear PDFs, is subtracted from the data. Cross sections and normalized yields of $\gamma\gamma \rightarrow \mu^+\mu^-$ pairs are measured as a function of pair rapidity, \bar{p}_T , and centrality. The cross sections vary weakly with centrality, decreasing from central to peripheral collisions. The STARlight model, which was recently augmented to allow evaluation of cross sections for (e.g.) $\gamma\gamma \rightarrow \mu^+\mu^-$ production within restricted impact parameter intervals, substantially underestimates the measured cross sections.

Measurements of the α and k_{\perp} distributions show a significant centrality dependence consistent with the results in Ref. [7]. However, with the improved statistical precision of this measurement, an additional depletion is observed in the acoplanarity and k_{\perp} distributions near zero values of the corresponding quantities.

The α distributions are observed to vary strongly with \bar{p}_T , while distributions of k_{\perp} are observed to be approximately independent of \bar{p}_T , as would be expected if the broadening is determined by a physics effect with an intrinsic transverse momentum scale. The k_{\perp} distributions are, thus, better suited for studying the modifications of the dimuon alignment if the study integrates over any finite interval of \bar{p}_T .

Comparisons of the measured α and k_{\perp} distributions with two theoretical calculations are presented. Both the QED and the photon Wigner-function-based calculations quantitatively reproduce the centrality-dependent broadening observed in the data. While both calculations also predict a suppression near $\alpha = 0$ and/or $k_{\perp} = 0$, the QED calculations describe the data more accurately; the PWF results show significantly less depletion than observed in the data.

Measurements of the k_{\perp} distributions as a function of $|\Delta y|$ and $|2\Delta\phi|$ suggest that the broadening of the α and k_{\perp} distributions does not have significant contribution from interactions of the muons with magnetic fields generated in the quark-gluon plasma. Specifically, the data show no dependence of the broadening on $|\Delta y|$, while a $\tanh|\Delta y|$ dependence is predicted. Similarly, no dependence of the standard deviation of the k_{\perp} distributions on the orientation of the muon pair relative to the second-order event plane is observed. This result would be inconsistent with magnetic broadening in a field whose direction in the transverse plane is correlated with the impact parameter vector. While the overall broadening of the distributions does not depend on $|\Delta y|$ or $|2\Delta\phi|$, the magnitude of the depletion at small k_{\perp} appears to depend on both quantities.

ACKNOWLEDGMENTS

We thank CERN for the very successful operation of the LHC, as well as the support staff from our institutions

without whom ATLAS could not be operated efficiently. We acknowledge the support of ANPCyT, Argentina; YerPhI, Armenia; ARC, Australia; BMFWF and FWF, Austria; ANAS, Azerbaijan; CNPq and FAPESP, Brazil; NSERC, NRC, and CFI, Canada; CERN; ANID, Chile; CAS, MOST, and NSFC, China; Minciencias, Colombia; MEYS CR, Czech Republic; DNRF and DNSRC, Denmark; IN2P3-CNRS and CEA-DRF/IRFU, France; SRNSFG, Georgia; BMBF, HGF, and MPG, Germany; GSRI, Greece; RGC and Hong Kong SAR, China; ISF and Benozziyo Center, Israel; INFN, Italy; MEXT and JSPS, Japan; CNRST, Morocco; NWO, Netherlands; RCN, Norway; MEiN, Poland; FCT, Portugal; MNE/IFA, Romania; MESTD, Serbia; MSSR, Slovakia; ARRS and MIZŠ, Slovenia; DSI/NRF, South Africa; MICINN, Spain; SRC and Wallenberg Foundation, Sweden; SERI, SNSF, and Cantons of Bern and Geneva, Switzerland; MOST, Taiwan; TENMAK, Turkey; STFC, United Kingdom; DOE and NSF, USA. In addition, individual groups and members have received support from BCKDF, Canarie, Compute Canada, and CCRC, Canada; PRIMUS 21/SCI/017 and UNCE SCI/013, Czech Republic; COST, ERC, ERDF, Horizon 2020, and Marie Skłodowska-Curie Actions, European Union; Investissements d’Avenir Labex, Investissements d’Avenir Idex, and ANR, France; DFG and AvH Foundation, Germany; Herakleitos, Thales, and Aristeia programmes co-financed by EU-ESF and the Greek NSRF, Greece; BSF-NSF and MINERVA, Israel; Norwegian Financial Mechanism 2014-2021, Norway; NCN and NAWA, Poland; La Caixa Banking Foundation, CERCA Programme Generalitat de Catalunya, and PROMETEO and GenT Programmes Generalitat Valenciana, Spain; Göran Gustafssons Stiftelse, Sweden; The Royal Society and Leverhulme Trust, United Kingdom. The crucial computing support from all WLCG partners is acknowledged gratefully, in particular from CERN, the ATLAS Tier-1 facilities at TRIUMF (Canada), NDGF (Denmark, Norway, Sweden), CC-IN2P3 (France), KIT/GridKA (Germany), INFN-CNAF (Italy), NL-T1 (Netherlands), PIC (Spain), ASGC (Taiwan), RAL (UK), and BNL (USA), the Tier-2 facilities worldwide, and large non-WLCG resource providers. Major contributors of computing resources are listed in Ref. [61].

-
- [1] E. Fermi, Über die Theorie des Stoßes zwischen Atomen und elektrisch geladenen Teilchen, *Z. Phys.* **29**, 315 (1924).
- [2] C. F. von Weizsäcker, Ausstrahlung bei Stößen sehr schneller Elektronen, *Z. Phys.* **88**, 612 (1934).
- [3] E. J. Williams, Correlation of certain radiation problems with radiation theory, *Kong. Dan. Vid. Sel. Mat. Fys. Med.* **13N4**, 1 (1935).
- [4] G. Aad *et al.* (ATLAS Collaboration), Exclusive dimuon production in ultraperipheral Pb+Pb collisions at $\sqrt{s_{NN}} = 5.02$ TeV with ATLAS, *Phys. Rev. C* **104**, 024906 (2021).
- [5] ATLAS Collaboration, Exclusive dielectron production in ultraperipheral Pb+Pb collisions at $\sqrt{s_{NN}} = 5.02$ TeV with ATLAS, [arXiv:2207.12781](https://arxiv.org/abs/2207.12781).
- [6] A. M. Sirunyan *et al.* (CMS Collaboration), Observation of Forward Neutron Multiplicity Dependence of Dimuon Acoplanarity in Ultraperipheral PbPb Collisions at $\sqrt{s_{NN}} = 5.02$ TeV, *Phys. Rev. Lett.* **127**, 122001 (2021).
- [7] M. Aaboud *et al.* (ATLAS Collaboration), Observation of Centrality-Dependent Acoplanarity for Muon Pairs Produced via Two-Photon Scattering in Pb+Pb Collisions at $\sqrt{s_{NN}} = 5.02$ TeV with the ATLAS Detector, *Phys. Rev. Lett.* **121**, 212301 (2018).
- [8] J. Adam *et al.* (STAR Collaboration), Low- p_T e^+e^- Pair Production in Au+Au Collisions at $\sqrt{s_{NN}} = 200$ GeV and U+U Collisions at $\sqrt{s_{NN}} = 193$ GeV at STAR, *Phys. Rev. Lett.* **121**, 132301 (2018).
- [9] S. Klein, A. H. Mueller, B.-W. Xiao, and F. Yuan, Acoplanarity of a Lepton Pair to Probe the Electromagnetic Property of Quark Matter, *Phys. Rev. Lett.* **122**, 132301 (2019).

- [10] Y. J. Ye, Y. G. Ma, A. H. Tang, and G. Wang, Effect of magnetic fields on pairs of oppositely charged particles in ultrarelativistic heavy-ion collisions, *Phys. Rev. C* **99**, 044901 (2019).
- [11] S. Klein, A. H. Mueller, B.-W. Xiao, and F. Yuan, Lepton pair production through two photon process in heavy ion collisions, *Phys. Rev. D* **102**, 094013 (2020).
- [12] Z. Wang, J. Zhao, C. Greiner, Z. Xu, and P. Zhuang, Incomplete electromagnetic response of hot QCD matter, *Phys. Rev. C* **105**, L041901 (2022).
- [13] W. Zha, J. D. Brandenburg, Z. Tang, and Z. Xu, Initial transverse-momentum broadening of Breit-Wheeler process in relativistic heavy-ion collisions, *Phys. Lett. B* **800**, 135089 (2020).
- [14] J. D. Brandenburg *et al.*, Acoplanarity of QED pairs accompanied by nuclear dissociation in ultra-peripheral heavy ion collisions, [arXiv:2006.07365](https://arxiv.org/abs/2006.07365).
- [15] M. Klusek-Gawenda, W. Schäfer, and A. Szczurek, Centrality dependence of dilepton production via $\gamma\gamma$ processes from Wigner distributions of photons in nuclei, *Phys. Lett. B* **814**, 136114 (2021).
- [16] V. V. Skokov, A. Yu. Illarionov, and V. D. Toneev, Estimate of the magnetic field strength in heavy-ion collisions, *Int. J. Mod. Phys. A* **24**, 5925 (2009).
- [17] W.-T. Deng and X.-G. Huang, Event-by-event generation of electromagnetic fields in heavy-ion collisions, *Phys. Rev. C* **85**, 044907 (2012).
- [18] Z. Qiu and U. W. Heinz, Event-by-event shape and flow fluctuations of relativistic heavy-ion collision fireballs, *Phys. Rev. C* **84**, 024911 (2011).
- [19] M. Asakawa, A. Majumder, and B. Müller, Electric charge separation in strong transient magnetic fields, *Phys. Rev. C* **81**, 064912 (2010).
- [20] D. E. Kharzeev, The chiral magnetic effect and anomaly-induced transport, *Prog. Part. Nucl. Phys.* **75**, 133 (2014).
- [21] D. E. Kharzeev, J. Liao, S. A. Voloshin and G. Wang, Chiral magnetic and vortical effects in high-energy nuclear collisions: A status report, *Prog. Part. Nucl. Phys.* **88**, 1 (2016).
- [22] G. Aad *et al.* (ATLAS Collaboration), The ATLAS Experiment at the CERN Large Hadron Collider, *J. Instrum.* **3**, S08003 (2008).
- [23] G. Aad *et al.* (ATLAS Collaboration), The ATLAS Inner Detector commissioning and calibration, *Eur. Phys. J. C* **70**, 787 (2010).
- [24] M. Aaboud *et al.* (ATLAS Collaboration), Performance of the ATLAS trigger system in 2015, *Eur. Phys. J. C* **77**, 317 (2017).
- [25] ATLAS Collaboration, The ATLAS Collaboration Software and Firmware, ATL-SOFT-PUB-2021-001, <https://cds.cern.ch/record/2767187> (2021).
- [26] X.-N. Wang and M. Gyulassy, HIJING: A Monte Carlo model for multiple jet production in pp, pA, and AA collisions, *Phys. Rev. D* **44**, 3501 (1991).
- [27] S. Agostinelli *et al.* (GEANT4 Collaboration), GEANT4—a simulation toolkit, *Nucl. Instrum. Methods Phys. Res., Sect. A* **506**, 250 (2003).
- [28] G. Aad *et al.* (ATLAS Collaboration), The ATLAS simulation infrastructure, *Eur. Phys. J. C* **70**, 823 (2010).
- [29] P. Nason, A new method for combining NLO QCD with shower Monte Carlo algorithms, *J. High Energy Phys.* **11** (2004) 040.
- [30] S. Frixione, P. Nason, and C. Oleari, Matching NLO QCD computations with parton shower simulations: The POWHEG method, *J. High Energy Phys.* **11** (2007) 070.
- [31] S. Alioli, P. Nason, C. Oleari, and E. Re, A general framework for implementing NLO calculations in shower Monte Carlo programs: The POWHEG BOX, *J. High Energy Phys.* **06** (2010) 043.
- [32] G. Aad *et al.* (ATLAS Collaboration), Measurement of the Z/γ^* boson transverse momentum distribution in pp collisions at $\sqrt{s} = 7$ TeV with the ATLAS detector, *J. High Energy Phys.* **09** (2014) 145.
- [33] J. Pumplin *et al.*, New generation of parton distributions with uncertainties from global QCD analysis, *J. High Energy Phys.* **07** (2002) 012.
- [34] K. Kovarik *et al.*, nCTEQ15—Global analysis of nuclear parton distributions with uncertainties in the CTEQ framework, *Phys. Rev. D* **93**, 085037 (2016).
- [35] K. J. Eskola, P. Paakkinen, H. Paukkunen, and C. A. Salgado, EPPS16: Nuclear parton distributions with LHC data, *Eur. Phys. J. C* **77**, 163 (2017).
- [36] R. Abdul Khalek, J. J. Ethier, and J. Rojo, Nuclear parton distributions from lepton-nucleus scattering and the impact of an electron-ion collider, *Eur. Phys. J. C* **79**, 471 (2019).
- [37] R. Abdul Khalek, J. J. Ethier, J. Rojo, and G. van Weelden, nNNPDF2.0: Quark flavor separation in nuclei from LHC data, *J. High Energy Phys.* **09** (2020) 183.
- [38] M. Walt, I. Helenius, and W. Vogelsang, Open-source QCD analysis of nuclear parton distribution functions at NLO and NNLO, *Phys. Rev. D* **100**, 096015 (2019).
- [39] J. Gao, M. Guzzi, J. Huston, H.-L. Lai, Z. Li, P. Nadolsky, J. Pumplin, D. Stump, and C.-P. Yuan, CT10 next-to-next-to-leading order global analysis of QCD, *Phys. Rev. D* **89**, 033009 (2014).
- [40] M. Aaboud *et al.* (ATLAS Collaboration), Performance of the ATLAS track reconstruction algorithms in dense environments in LHC Run 2, *Eur. Phys. J. C* **77**, 673 (2017).
- [41] G. Aad *et al.* (ATLAS Collaboration), Muon reconstruction and identification efficiency in ATLAS using the full Run 2 pp collision data set at $\sqrt{s} = 13$ TeV, *Eur. Phys. J. C* **81**, 578 (2021).
- [42] M. L. Miller, K. Reygers, S. J. Sanders, and P. Steinberg, Glauber modeling in high energy nuclear collisions, *Annu. Rev. Nucl. Part. Sci.* **57**, 205 (2007).
- [43] C. Loizides, J. Nagle, and P. Steinberg, Improved version of the PHOBOS Glauber Monte Carlo, *SoftwareX* **1-2**, 13 (2015).
- [44] ATLAS Collaboration, Study of photon-jet momentum correlations in Pb+Pb and pp collisions at $\sqrt{s_{NN}} = 5.02$ TeV with ATLAS, ATLAS-CONF-2016-110, <https://cds.cern.ch/record/2220772> (2016).
- [45] L. A. Harland-Lang, V. A. Khoze, M. G. Ryskin and W. J. Stirling, The phenomenology of central exclusive production at hadron colliders, *Eur. Phys. J. C* **72**, 2110 (2012).
- [46] S. Baker and R. D. Cousins, Clarification of the use of Chi-square and likelihood functions in fits to histograms, *Nucl. Instrum. Methods Phys. Res.* **221**, 437 (1984).
- [47] F. James, MINUIT: Function Minimization and Error Analysis Reference Manual Version 94.1 (1994).
- [48] M. Aaboud *et al.* (ATLAS Collaboration), Measurement of the suppression and azimuthal anisotropy of muons from heavy-

- flavor decays in Pb+Pb collisions at $\sqrt{s_{NN}} = 2.76$ TeV with the ATLAS detector, *Phys. Rev. C* **98**, 044905 (2018).
- [49] G. Aad *et al.* (ATLAS Collaboration), Measurement of the nuclear modification factor for muons from charm and bottom hadrons in Pb+Pb collisions at 5.02 TeV with the ATLAS detector, *Phys. Lett. B* **829**, 137077 (2022).
- [50] X. Dong, Y.-J. Lee, and R. Rapp, Open heavy-flavor production in heavy-ion collisions, *Annu. Rev. Nucl. Part. Sci.* **69**, 417 (2019).
- [51] J. Butterworth *et al.*, PDF4LHC recommendations for LHC Run II, *J. Phys. G: Nucl. Part. Phys.* **43**, 023001 (2016).
- [52] L. A. Harland-Lang, M. Tasevsky, V. A. Khoze, and M. G. Ryskin, A new approach to modelling elastic and inelastic photon-initiated production at the LHC: SuperChic 4, *Eur. Phys. J. C* **80**, 925 (2020).
- [53] C. A. Bertulani, S. R. Klein, and J. Nystrand, Physics of ultra-peripheral nuclear collisions, *Annu. Rev. Nucl. Part. Sci.* **55**, 271 (2005).
- [54] G. D'Agostini, A multidimensional unfolding method based on Bayes' theorem, *Nucl. Instrum. Methods Phys. Res., Sect. A* **362**, 487 (1995).
- [55] T. Auye, Unfolding algorithms and tests using RooUnfold, Proceedings of the 2011 Workshop on Statistical Issues Related to Discovery Claims in Search Experiments and Unfolding (PHYSTAT 2011), CERN, Geneva, Switzerland, CERN-2011-006, 2011, pp. 313–318.
- [56] G. Avoni *et al.*, The new LUCID-2 detector for luminosity measurement and monitoring in ATLAS, *J. Instrum.* **13**, P07017 (2018).
- [57] ATLAS Collaboration, Improved luminosity determination in pp collisions at $\sqrt{s} = 7$ TeV using the ATLAS detector at the LHC, *Eur. Phys. J. C* **73**, 2518 (2013).
- [58] C. Azevedo, V. P. Gonçalves, and B. D. Moreira, Exclusive dilepton production in ultraperipheral PbPb collisions at the LHC, *Eur. Phys. J. C* **79**, 432 (2019).
- [59] M. Aaboud *et al.* (ATLAS Collaboration), Measurements of long-range azimuthal anisotropies and associated Fourier coefficients for pp collisions at $\sqrt{s} = 5.02$ and 13 TeV and $p + \text{Pb}$ collisions at $\sqrt{s_{NN}} = 5.02$ TeV with the ATLAS detector, *Phys. Rev. C* **96**, 024908 (2017).
- [60] G. Aad *et al.* (ATLAS Collaboration), Measurement of the azimuthal anisotropy of charged-particle production in Xe+Xe collisions at $\sqrt{s_{NN}} = 5.44$ TeV with the ATLAS detector, *Phys. Rev. C* **101**, 024906 (2020).
- [61] ATLAS Collaboration, ATLAS Computing Acknowledgements, ATL-SOFT-PUB-2021-003, <https://cds.cern.ch/record/2776662> (2021).

G. Aad¹⁰¹, B. Abbott¹¹⁹, D. C. Abbott¹⁰², K. Abeling⁵⁵, S. H. Abidi²⁹, A. Aboulhorma^{35e}, H. Abramowicz¹⁵⁰, H. Abreu¹⁴⁹, Y. Abulaiti¹¹⁶, A. C. Abusleme Hoffman^{136a}, B. S. Acharya^{68a,68b,a}, B. Achkar⁵⁵, L. Adam⁹⁹, C. Adam Bourdarios⁴, L. Adamczyk^{84a}, L. Adamek¹⁵⁴, S. V. Addepalli²⁶, J. Adelman¹¹⁴, A. Adiguzel^{21c}, S. Adorni⁵⁶, T. Auye¹³³, A. A. Affolder¹³⁵, Y. Afik³⁶, M. N. Agarar¹³, J. Agarwala^{72a,72b}, A. Aggarwal⁹⁹, C. Agheorghiesei^{27c}, J. A. Aguilar-Saavedra^{129f}, A. Ahmad³⁶, F. Ahmadov^{38,b}, W. S. Ahmed¹⁰³, X. Ai⁴⁸, G. Aielli^{75a,75b}, I. Aizenberg¹⁶⁷, M. Akbiyik⁹⁹, T. P. A. Åkesson⁹⁷, A. V. Akimov³⁷, K. Al Khoury⁴¹, G. L. Alberghi^{23b}, J. Albert¹⁶³, P. Albicocco⁵³, M. J. Alconada Verzini⁸⁹, S. Alderweireldt⁵², M. Aleksa³⁶, I. N. Aleksandrov³⁸, C. Alexa^{27b}, T. Alexopoulos¹⁰, A. Alfonsi¹¹³, F. Alfonsi^{23b}, M. Alhroob¹¹⁹, B. Ali¹³¹, S. Ali¹⁴⁷, M. Aliev³⁷, G. Alimonti^{70a}, C. Allaire³⁶, B. M. M. Allbrooke¹⁴⁵, P. P. Allport²⁰, A. Aloisio^{71a,71b}, F. Alonso⁸⁹, C. Alpigiani¹³⁷, E. Alunno Camelia^{75a,75b}, M. Alvarez Estevez⁹⁸, M. G. Alvigi^{71a,71b}, Y. Amaral Coutinho^{81b}, A. Ambler¹⁰³, C. Amelung³⁶, C. G. Ames¹⁰⁸, D. Amidei¹⁰⁵, S. P. Amor Dos Santos^{129a}, S. Amoroso⁴⁸, K. R. Amos¹⁶¹, C. S. Amrouche⁵⁶, V. Ananiev¹²⁴, C. Anastopoulos¹³⁸, N. Andari¹³⁴, T. Andeen¹¹⁹, J. K. Anders¹⁹, S. Y. Andreev^{47a,47b}, A. Andreazza^{70a,70b}, S. Angelidakis⁹, A. Angerami^{41,c}, A. V. Anisenkov³⁷, A. Annovi^{73a}, C. Antel⁵⁶, M. T. Anthony¹³⁸, E. Antipov¹²⁰, M. Antonelli⁵³, D. J. A. Antrim^{17a}, F. Anulli^{74a}, M. Aoki⁸², J. A. Aparisi Pozo¹⁶¹, M. A. Aparo¹⁴⁵, L. Aperio Bella⁴⁸, C. Appelt¹⁸, N. Aranzabal³⁶, V. Araujo Ferraz^{81a}, C. Arcangeletti⁵³, A. T. H. Arce⁵¹, E. Arena⁹¹, J.-F. Arguin¹⁰⁷, S. Argyropoulos⁵⁴, J.-H. Arling⁴⁸, A. J. Armbruster³⁶, O. Arnaez¹⁵⁴, H. Arnold¹¹³, Z. P. Arrubarrena Tame¹⁰⁸, G. Artoni^{74a,74b}, H. Asada¹¹⁰, K. Asai¹¹⁷, S. Asai¹⁵², N. A. Asbah⁶¹, E. M. Asimakopoulou¹⁵⁹, J. Assahsah^{35d}, K. Assamagan²⁹, R. Astalos^{28a}, R. J. Atkin^{33a}, M. Atkinson¹⁶⁰, N. B. Atlay¹⁸, H. Atmani^{62b}, P. A. Atmasiddha¹⁰⁵, K. Augsten¹³¹, S. Auricchio^{71a,71b}, A. D. Aurioi²⁰, V. A. Austrup¹⁶⁹, G. Avner¹⁴⁹, G. Avolio³⁶, K. Axiotis⁵⁶, M. K. Ayoub^{14c}, G. Azuelos^{107,d}, D. Babal^{28a}, H. Bachacou¹³⁴, K. Bachas^{151,e}, A. Bachiou³⁴, F. Backman^{47a,47b}, A. Badea⁶¹, P. Bagnaia^{74a,74b}, M. Bahmani¹⁸, A. J. Bailey¹⁶¹, V. R. Bailey¹⁶⁰, J. T. Baines¹³³, C. Bakalis¹⁰, O. K. Baker¹⁷⁰, P. J. Bakker¹¹³, E. Bakos¹⁵, D. Bakshi Gupta⁸, S. Balaji¹⁴⁶, R. Balasubramanian¹¹³, E. M. Baldin³⁷, P. Balek¹³², E. Ballabene^{70a,70b}, F. Balli¹³⁴, L. M. Baltus^{63a}, W. K. Balunas³², J. Balz⁹⁹, E. Banas⁸⁵, M. Bandieramonte¹²⁸, A. Bandyopadhyay²⁴, S. Bansal²⁴, L. Barak¹⁵⁰, E. L. Barberio¹⁰⁴, D. Barberis^{57b,57a}, M. Barbero¹⁰¹, G. Barbour⁹⁵, K. N. Barends^{33a}, T. Barillari¹⁰⁹, M.-S. Barisits³⁶, J. Barkeloo¹²², T. Barklow¹⁴², R. M. Barnett^{17a}, P. Baron¹²¹, D. A. Baron Moreno¹⁰⁰, A. Baroncelli^{62a}, G. Barone²⁹, A. J. Barr¹²⁵, L. Barranco Navarro^{47a,47b}, F. Barreiro⁹⁸, J. Barreiro Guimarães da Costa^{14a}, U. Barron¹⁵⁰, M. G. Barros Teixeira^{129a}, S. Barsov³⁷, F. Bartels^{63a}, R. Bartoldus¹⁴², A. E. Barton⁹⁰, P. Bartos^{28a}, A. Basalaeu⁴⁸, A. Basan⁹⁹, M. Baselga⁴⁹, I. Bashta^{76a,76b}, A. Bassalat^{66,f}, M. J. Basso¹⁵⁴, C. R. Basson¹⁰⁰, R. L. Bates⁵⁹, S. Batlamous^{35e}, J. R. Batley³², B. Batool¹⁴⁰, M. Battaglia¹³⁵, M. Bause^{74a,74b}, P. Bauer²⁴, A. Bayirli^{21a}, J. B. Beacham⁵¹, T. Beau¹²⁶, P. H. Beauchemin¹⁵⁷, F. Becherer⁵⁴, P. Bechtel²⁴, H. P. Beck^{19,g}, K. Becker¹⁶⁵, C. Becot⁴⁸, A. J. Beddall^{21d}, V. A. Bednyakov³⁸

C. P. Bee ¹⁴⁴ L. J. Beemster ¹⁵ T. A. Beermann ³⁶ M. Begalli ^{81b,81d} M. Begel ²⁹ A. Behera ¹⁴⁴ J. K. Behr ⁴⁸
C. Beirao Da Cruz E Silva ³⁶ J. F. Beirer ^{55,36} F. Beisiegel ²⁴ M. Belfkir ^{115b} G. Bella ¹⁵⁰ L. Bellagamba ^{23b}
A. Bellerive ³⁴ P. Bellos ²⁰ K. Beloborodov ³⁷ K. Belotskiy ³⁷ N. L. Belyaev ³⁷ D. Benckekroun ^{35a}
F. Bendebba ^{35a} Y. Benhammou ¹⁵⁰ D. P. Benjamin ²⁹ M. Benoit ²⁹ J. R. Bensinger ²⁶ S. Bentvelsen ¹¹³
L. Beresford ³⁶ M. Beretta ⁵³ D. Berge ¹⁸ E. Bergeaas Kuutmann ¹⁵⁹ N. Berger ⁴ B. Bergmann ¹³¹ J. Beringer ^{17a}
S. Berlendis ⁷ G. Bernardi ⁵ C. Bernius ¹⁴² F. U. Bernlochner ²⁴ T. Berry ⁹⁴ P. Berta ¹³² A. Berthold ⁵⁰
I. A. Bertram ⁹⁰ O. Bessidskaia Bylund ¹⁶⁹ S. Bethke ¹⁰⁹ A. Betti ⁴⁴ A. J. Bevan ⁹³ M. Bhamjee ^{33c} S. Bhatta ¹⁴⁴
D. S. Bhattacharya ¹⁶⁴ P. Bhattarai ²⁶ V. S. Bhopatkar ⁶ R. Bi ¹²⁸ R. Bi ^{29,h} R. M. Bianchi ¹²⁸ O. Biebel ¹⁰⁸
R. Bielski ¹²² N. V. Biesuz ^{73a,73b} M. Biglietti ^{76a} T. R. V. Billoud ¹³¹ M. Bindi ⁵⁵ A. Bingul ^{21b} C. Bini ^{74a,74b}
S. Biondi ^{23b,23a} A. Biondini ⁹¹ C. J. Birch-sykes ¹⁰⁰ G. A. Bird ^{20,133} M. Birman ¹⁶⁷ T. Bisanz ³⁶ D. Biswas ^{168,i}
A. Bitadze ¹⁰⁰ K. Björke ¹²⁴ I. Bloch ⁴⁸ C. Blocker ²⁶ A. Blue ⁵⁹ U. Blumenschein ⁹³ J. Blumenthal ⁹⁹
G. J. Bobbink ¹¹³ V. S. Bobrovnikov ³⁷ M. Boehler ⁵⁴ D. Bogavac ³⁶ A. G. Bogdanchikov ³⁷ C. Bohm ^{47a}
V. Boisvert ⁹⁴ P. Bokan ⁴⁸ T. Bold ^{84a} M. Bomben ⁵ M. Bona ⁹³ M. Boonekamp ¹³⁴ C. D. Booth ⁹⁴
A. G. Borbély ⁵⁹ H. M. Borecka-Bielska ¹⁰⁷ L. S. Borgna ⁹⁵ G. Borissov ⁹⁰ D. Bortoletto ¹²⁵ D. Boscherini ^{23b}
M. Bosman ¹³ J. D. Bossio Sola ³⁶ K. Bouaouda ^{35a} J. Boudreau ¹²⁸ E. V. Bouhova-Thacker ⁹⁰ D. Boumediene ⁴⁰
R. Bouquet ⁵ A. Boveia ¹¹⁸ J. Boyd ³⁶ D. Boye ²⁹ I. R. Boyko ³⁸ J. Bracinik ²⁰ N. Brahimi ^{62d,62c} G. Brandt ¹⁶⁹
O. Brandt ³² F. Braren ⁴⁸ B. Brau ¹⁰² J. E. Brau ¹²² W. D. Breden Madden ⁵⁹ K. Brendlinger ⁴⁸ R. Brenner ¹⁶⁷
L. Brenner ³⁶ R. Brenner ¹⁵⁹ S. Bressler ¹⁶⁷ B. Brickwedde ⁹⁹ D. Britton ⁵⁹ D. Britzger ¹⁰⁹ I. Brock ²⁴
G. Brooijmans ⁴¹ W. K. Brooks ^{136f} E. Brost ²⁹ P. A. Bruckman de Renstrom ⁸⁵ B. Brüers ⁴⁸ D. Bruncko ^{28b,j}
A. Bruni ^{23b} G. Bruni ^{23b} M. Bruschi ^{23b} N. Bruscinò ^{74a,74b} L. Bryngemark ¹⁴² T. Buanes ¹⁶ Q. Buat ¹³⁷
P. Buchholz ¹⁴⁰ A. G. Buckley ⁵⁹ I. A. Budagov ^{38,j} M. K. Bugge ¹²⁴ O. Bulekov ³⁷ B. A. Bullard ⁶¹ S. Burdin ⁹¹
C. D. Burgard ⁴⁸ A. M. Burger ⁴⁰ B. Burghgrave ⁸ J. T. P. Burr ³² C. D. Burton ¹¹ J. C. Burzynski ¹⁴¹
E. L. Busch ⁴¹ V. Büscher ⁹⁹ P. J. Bussey ⁵⁹ J. M. Butler ²⁵ C. M. Buttar ⁵⁹ J. M. Butterworth ⁹⁵ W. Buttinger ¹³³
C. J. Buxo Vazquez ¹⁰⁶ A. R. Buzykaev ³⁷ G. Cabras ^{23b} S. Cabrera Urbán ¹⁶¹ D. Caforio ⁵⁸ H. Cai ¹²⁸ Y. Cai ^{14a,14d}
V. M. M. Cairo ³⁶ O. Cakir ^{3a} N. Calace ³⁶ P. Calafiura ^{17a} G. Calderini ¹²⁶ P. Calfayan ⁶⁷ G. Callea ⁵⁹
L. P. Caloba ^{81b} D. Calvet ⁴⁰ S. Calvet ⁴⁰ T. P. Calvet ¹⁰¹ M. Calvetti ^{73a,73b} R. Camacho Toro ¹²⁶ S. Camarda ³⁶
D. Camarero Munoz ⁹⁸ P. Camarri ^{75a,75b} M. T. Camerlingo ^{76a,76b} D. Cameron ¹²⁴ C. Camincher ¹⁶³
M. Campanelli ⁹⁵ A. Camplani ⁴² V. Canale ^{71a,71b} A. Canesese ¹⁰³ M. Cano Bret ⁷⁹ J. Cantero ¹⁶¹ Y. Cao ¹⁶⁰
F. Capocasa ²⁶ M. Capua ^{43b,43a} A. Carbone ^{70a,70b} R. Cardarelli ^{75a} J. C. J. Cardenas ⁸ F. Cardillo ¹⁶¹ T. Carli ³⁶
G. Carlino ^{71a} B. T. Carlson ^{128,k} E. M. Carlson ^{163,155a} L. Carminati ^{70a,70b} M. Carnesale ^{74a,74b} S. Caron ¹¹²
E. Carquin ^{136f} S. Carrá ^{70a,70b} G. Carratta ^{23b,23a} F. Carrio Argos ^{33g} J. W. S. Carter ¹⁵⁴ T. M. Carter ⁵²
M. P. Casado ^{13,1} A. F. Casha ¹⁵⁴ E. G. Castiglia ¹⁷⁰ F. L. Castillo ^{63a} L. Castillo Garcia ¹³ V. Castillo Gimenez ¹⁶¹
N. F. Castro ^{129a,129e} A. Catinaccio ³⁶ J. R. Catmore ¹²⁴ V. Cavaliere ²⁹ N. Cavalli ^{23b,23a} V. Cavasinni ^{73a,73b}
E. Celebi ^{21a} F. Celli ¹²⁵ M. S. Centonze ^{69a,69b} K. Cerny ¹²¹ A. S. Cerqueira ^{81a} A. Cerri ¹⁴⁵ L. Cerrito ^{75a,75b}
F. Cerutti ^{17a} A. Cervelli ^{23b} S. A. Cetin ^{21d} Z. Chadi ^{35a} D. Chakraborty ¹¹⁴ M. Chala ^{129f} J. Chan ¹⁶⁸
W. S. Chan ¹¹³ W. Y. Chan ¹⁵² J. D. Chapman ³² B. Chargeishvili ^{148b} D. G. Charlton ²⁰ T. P. Charman ⁹³
M. Chatterjee ¹⁹ S. Chekanov ⁶ S. V. Chekulaev ^{155a} G. A. Chelkov ^{38,m} A. Chen ¹⁰⁵ B. Chen ¹⁵⁰ B. Chen ¹⁶³
C. Chen ^{62a} H. Chen ^{14c} H. Chen ²⁹ J. Chen ^{62c} J. Chen ²⁶ S. Chen ¹⁵² S. J. Chen ^{14c} X. Chen ^{62c} X. Chen ^{14b,n}
Y. Chen ^{62a} C. L. Cheng ¹⁶⁸ H. C. Cheng ^{64a} A. Cheplakov ³⁸ E. Cheremushkina ⁴⁸ E. Cherepanova ¹¹³
R. Cherkaoui El Moursli ^{35e} E. Cheu ⁷ K. Cheung ⁶⁵ L. Chevalier ¹³⁴ V. Chiarella ⁵³ G. Chiarelli ^{73a}
G. Chiodini ^{69a} A. S. Chisholm ²⁰ A. Chitan ^{27b} Y. H. Chiu ¹⁶³ M. V. Chizhov ³⁸ K. Choi ¹¹ A. R. Chomont ^{74a,74b}
Y. Chou ¹⁰² E. Y. S. Chow ¹¹³ T. Chowdhury ^{33g} L. D. Christopher ^{33g} K. L. Chu ^{64a} M. C. Chu ^{64a} X. Chu ^{14a,14d}
J. Chudoba ¹³⁰ J. J. Chwastowski ⁸⁵ D. Cieri ¹⁰⁹ K. M. Ciesla ^{84a} V. Cindro ⁹² A. Ciocio ^{17a} F. Ciotto ^{17a,71b}
Z. H. Citron ^{167,o} M. Citterio ^{70a} D. A. Ciubotaru ^{27b} B. M. Ciungu ¹⁵⁴ A. Clark ⁵⁶ P. J. Clark ⁵²
J. M. Clavijo Columbie ⁴⁸ S. E. Clawson ¹⁰⁰ C. Clement ^{47a,47b} J. Clercx ⁴⁸ L. Clissa ^{23b,23a} Y. Coadou ¹⁰¹
M. Cobal ^{68a,68c} A. Coccaro ^{57b} R. F. Coelho Barrue ^{129a} R. Coelho Lopes De Sa ¹⁰² S. Coelli ^{70a} H. Cohen ¹⁵⁰
A. E. C. Coimbra ^{70a,70b} B. Cole ⁴¹ J. Collot ⁶⁰ P. Conde Muñio ^{129a,129g} S. H. Connell ^{33c} I. A. Connelly ⁵⁹
E. I. Conroy ¹²⁵ F. Conventi ^{71a,p} H. G. Cooke ²⁰ A. M. Cooper-Sarkar ¹²⁵ F. Cormier ¹⁶² L. D. Corpe ³⁶
M. Corradi ^{74a,74b} E. E. Corrigan ⁹⁷ F. Corriveau ^{103,q} A. Cortes-Gonzalez ¹⁸ M. J. Costa ¹⁶¹ F. Costanza ⁴
D. Costanzo ¹³⁸ B. M. Cote ¹¹⁸ G. Cowan ⁹⁴ J. W. Cowley ³² K. Cranmer ¹¹⁶ S. Crépe-Regaudin ⁶⁰
F. Crescioli ¹²⁶ M. Cristinziani ¹⁴⁰ M. Cristoforetti ^{77a,77b,r} V. Croft ¹⁵⁷ G. Crosetti ^{43b,43a} A. Cueto ³⁶
T. Cuhadar Donszelmann ¹⁵⁸ H. Cui ^{14a,14d} Z. Cui ⁷ A. R. Cukierman ¹⁴² W. R. Cunningham ⁵⁹ F. Curcio ^{43b,43a}
P. Czodrowski ³⁶ M. M. Czurylo ^{63b} M. J. Da Cunha Sargedas De Sousa ^{62a} J. V. Da Fonseca Pinto ^{81b} C. Da Via ¹⁰⁰
W. Dabrowski ^{84a} T. Dado ⁴⁹ S. Dahbi ^{33g} T. Dai ¹⁰⁵ C. Dallapiccola ¹⁰² M. Dam ⁴² G. D'amen ²⁹
V. D'Amico ^{76a,76b} J. Damp ⁹⁹ J. R. Dandoy ¹²⁷ M. F. Daneri ³⁰ M. Danninger ¹⁴¹ V. Dao ³⁶ G. Darbo ^{57b}
S. Darmora ⁶ S. J. Das ²⁹ A. Dattagupta ¹²² S. D'Auria ^{70a,70b} C. David ^{155b} T. Davidek ¹³² D. R. Davis ⁵¹
B. Davis-Purcell ³⁴ I. Dawson ⁹³ K. De ⁸ R. De Asmundis ^{71a} M. De Beurs ¹¹³ S. De Castro ^{23b,23a}
N. De Groot ¹¹² P. de Jong ¹¹³ H. De la Torre ¹⁰⁶ A. De Maria ^{14c} A. De Salvo ^{74a} U. De Sanctis ^{75a,75b}

- M. De Santis ^{75a,75b} A. De Santo ¹⁴⁵ J. B. De Vivie De Regie ⁶⁰ D. V. Dedovich ³⁸ J. Degens ¹¹³ A. M. Deiana ⁴⁴
 F. Del Corso ^{23b,23a} J. Del Peso ⁹⁸ F. Del Rio ^{63a} F. Deliot ¹³⁴ C. M. Delitzsch ⁴⁹ M. Della Pietra ^{71a,71b}
 D. Della Volpe ⁵⁶ A. Dell'Acqua ³⁶ L. Dell'Asta ^{70a,70b} M. Delmastro ⁴ P. A. Delsart ⁶⁰ S. Demers ¹⁷⁰
 M. Demichev ³⁸ S. P. Denisov ³⁷ L. D'Eramo ¹¹⁴ D. Derendaz ⁸⁵ F. Derue ¹²⁶ P. Dervan ⁹¹ K. Desch ²⁴
 K. Dette ¹⁵⁴ C. Deutsch ²⁴ P. O. Deviveiros ³⁶ F. A. Di Bello ^{74a,74b} A. Di Ciaccio ^{75a,75b} L. Di Ciaccio ⁴
 A. Di Domenico ^{74a,74b} C. Di Donato ^{71a,71b} A. Di Girolamo ³⁶ G. Di Gregorio ^{73a,73b} A. Di Luca ^{77a,77b}
 B. Di Micco ^{76a,76b} R. Di Nardo ^{76a,76b} C. Diaconu ¹⁰¹ F. A. Dias ¹¹³ T. Dias Do Vale ¹⁴¹ M. A. Diaz ^{136a,136b}
 F. G. Diaz Capriles ²⁴ M. Didenko ¹⁶¹ E. B. Diehl ¹⁰⁵ L. Diehl ⁵⁴ S. Díez Cornell ⁴⁸ C. Díez Pardos ¹⁴⁰
 C. Dimitriadi ^{24,159} A. Dimitrievska ^{17a} W. Ding ^{14b} J. Dingfelder ²⁴ I-M. Dinu ^{27b} S. J. Dittmeier ^{63b} F. Dittus ³⁶
 F. Djama ¹⁰¹ T. Djobava ^{148b} J. I. Djuvsland ¹⁶ D. Dodsworth ²⁶ C. Doglioni ^{100,97} J. Dolejsi ¹³² Z. Dolezal ¹³²
 M. Donadelli ^{81c} B. Dong ^{62c} J. Donini ⁴⁰ A. D'Onofrio ^{14c} M. D'Onofrio ⁹¹ J. Dopke ¹³³ A. Doria ^{71a}
 M. T. Dova ⁸⁹ A. T. Doyle ⁵⁹ M. A. Draguet ¹²⁵ E. Drechsler ¹⁴¹ E. Dreyer ¹⁶⁷ I. Drivas-koulouris ¹⁰
 A. S. Drobac ¹⁵⁷ D. Du ^{62a} T. A. du Pree ¹¹³ F. Dubinin ³⁷ M. Dubovsky ^{28a} E. Duchovni ¹⁶⁷ G. Duckeck ¹⁰⁸
 O. A. Ducu ³⁶ D. Duda ¹⁰⁹ A. Dudarev ³⁶ M. D'uffizi ¹⁰⁰ L. Duflot ⁶⁶ M. Dührssen ³⁶ C. Dülsen ¹⁶⁹
 A. E. Dumitriu ^{27b} M. Dunford ^{63a} S. Dungs ⁴⁹ K. Dunne ^{47a,47b} A. Duperrin ¹⁰¹ H. Duran Yildiz ^{3a} M. Düren ⁵⁸
 A. Durglishvili ^{148b} B. L. Dwyer ¹¹⁴ G. I. Dyckes ^{17a} M. Dyndal ^{84a} S. Dysch ¹⁰⁰ B. S. Dziedzic ⁸⁵
 Z. O. Earnshaw ¹⁴⁵ B. Eckerova ^{28a} M. G. Eggleston ⁵¹ E. Egidio Purcino De Souza ^{81b} L. F. Ehrke ⁵⁶ G. Eigen ¹⁶
 K. Einsweiler ^{17a} T. Ekelof ¹⁵⁹ P. A. Ekman ⁹⁷ Y. El Ghazali ^{35b} H. El Jarrari ^{35e,147} A. El Moussaouy ^{35a}
 V. Ellajosyula ¹⁵⁹ M. Ellert ¹⁵⁹ F. Ellinghaus ¹⁶⁹ A. A. Elliot ⁹³ N. Ellis ³⁶ J. Elmsheuser ²⁹ M. Elsing ³⁶
 D. Emelianov ¹³³ A. Emerman ⁴¹ Y. Enari ¹⁵² I. Ene ^{17a} S. Epari ¹³ J. Erdmann ⁴⁹ A. Ereditato ¹⁹
 P. A. Erland ⁸⁵ M. Errenst ¹⁶⁹ M. Escalier ⁶⁶ C. Escobar ¹⁶¹ E. Etzion ¹⁵⁰ G. Evans ^{129a} H. Evans ⁶⁷
 M. O. Evans ¹⁴⁵ A. Ezhilov ³⁷ S. Ezzarqtouni ^{35a} F. Fabbri ⁵⁹ L. Fabbri ^{23b,23a} G. Facini ⁹⁵ V. Fadeyev ¹³⁵
 R. M. Fakhrutdinov ³⁷ S. Falciano ^{74a} P. J. Falke ²⁴ S. Falke ³⁶ J. Faltova ¹³² Y. Fan ^{14a} Y. Fang ^{14a,14d}
 G. Fanourakis ⁴⁶ M. Fanti ^{70a,70b} M. Faraj ^{68a,68b} A. Farbin ⁸ A. Farilla ^{76a} T. Farooque ¹⁰⁶ S. M. Farrington ⁵²
 F. Fassi ^{35e} D. Fassouliotis ⁹ M. Fauci Giannelli ^{75a,75b} W. J. Fawcett ³² L. Fayard ⁶⁶ O. L. Fedin ^{37,m}
 G. Fedotov ³⁷ M. Feickert ¹⁶⁰ L. Feligioni ¹⁰¹ A. Fell ¹³⁸ D. E. Fellers ¹²² C. Feng ^{62b} M. Feng ^{14b}
 M. J. Fenton ¹⁵⁸ A. B. Fenyuk ³⁷ L. Ferencz ⁴⁸ S. W. Ferguson ⁴⁵ J. A. Fernandez Pretel ⁵⁴ J. Ferrando ⁴⁸
 A. Ferrari ¹⁵⁹ P. Ferrari ¹¹³ R. Ferrari ^{72a} D. Ferrere ⁵⁶ C. Ferretti ¹⁰⁵ F. Fiedler ⁹⁹ A. Filipčić ⁹² E. K. Filmer ¹
 F. Filthaut ¹¹² M. C. N. Fiolhais ^{129a,129c,s} L. Fiorini ¹⁶¹ F. Fischer ¹⁴⁰ W. C. Fisher ¹⁰⁶ T. Fitschen ^{20,66} I. Fleck ¹⁴⁰
 P. Fleischmann ¹⁰⁵ T. Flick ¹⁶⁹ L. Flores ¹²⁷ M. Flores ^{33d} L. R. Flores Castillo ^{64a} F. M. Follega ^{77a,77b}
 N. Fomin ¹⁶ J. H. Foo ¹⁵⁴ B. C. Forland ⁶⁷ A. Formica ¹³⁴ A. C. Forti ¹⁰⁰ E. Fortin ¹⁰¹ A. W. Fortman ⁶¹
 M. G. Foti ^{17a} L. Fountas ⁹ D. Fournier ⁶⁶ H. Fox ⁹⁰ P. Francavilla ^{73a,73b} S. Francescato ⁶¹ M. Franchini ^{23b,23a}
 S. Franchino ^{63a} D. Francis ³⁶ L. Franco ¹¹² L. Franconi ¹⁹ M. Franklin ⁶¹ G. Frattari ²⁶ A. C. Freegard ⁹³
 P. M. Freeman ²⁰ W. S. Freund ^{81b} N. Fritzsche ⁵⁰ A. Froch ⁵⁴ D. Froidevaux ³⁶ J. A. Frost ¹²⁵ Y. Fu ^{62a}
 M. Fujimoto ¹¹⁷ E. Fullana Torregrosa ^{161,j} J. Fuster ¹⁶¹ A. Gabrielli ^{23b,23a} A. Gabrielli ³⁶ P. Gadow ⁴⁸
 G. Gagliardi ^{57b,57a} L. G. Gagnon ^{17a} G. E. Gallardo ¹²⁵ E. J. Gallas ¹²⁵ B. J. Gallop ¹³³ R. Gamboa Goni ⁹³
 K. K. Gan ¹¹⁸ S. Ganguly ¹⁵² J. Gao ^{62a} Y. Gao ⁵² F. M. Garay Walls ^{136a,136b} B. Garcia ^{29,h} C. García ¹⁶¹
 J. E. García Navarro ¹⁶¹ J. A. García Pascual ^{14a} M. Garcia-Sciveres ^{17a} R. W. Gardner ³⁹ D. Garg ⁷⁹ R. B. Garg ¹⁴²
 S. Gargiulo ⁵⁴ C. A. Garner ¹⁵⁴ V. Garonne ²⁹ S. J. Gasiorowski ¹³⁷ P. Gaspar ^{81b} G. Gaudio ^{72a} V. Gautam ¹³
 P. Gauzzi ^{74a,74b} I. L. Gavrilenko ³⁷ A. Gavriluk ³⁷ C. Gay ¹⁶² G. Gaycken ⁴⁸ E. N. Gazis ¹⁰ A. A. Geanta ^{27b}
 C. M. Gee ¹³⁵ J. Geisen ⁹⁷ M. Geisen ⁹⁹ C. Gemme ^{57b} M. H. Genest ⁶⁰ S. Gentile ^{74a,74b} S. George ⁹⁴
 W. F. George ²⁰ T. Gerialis ⁴⁶ L. O. Gerlach ⁵⁵ P. Gessinger-Befurt ³⁶ M. Ghasemi Bostanabad ¹⁶³ M. Ghneimat ¹⁴⁰
 A. Ghosal ¹⁴⁰ A. Ghosh ¹⁵⁸ A. Ghosh ⁷ B. Giacobbe ^{23b} S. Giagu ^{74a,74b} N. Giangiacomi ¹⁵⁴ P. Giannetti ^{73a}
 A. Giannini ^{62a} S. M. Gibson ⁹⁴ M. Gignac ¹³⁵ D. T. Gil ^{84b} A. K. Gilbert ^{84a} B. J. Gilbert ⁴¹ D. Gillberg ³⁴
 G. Gilles ¹¹³ N. E. K. Gillwald ⁴⁸ L. Ginabat ¹²⁶ D. M. Gingrich ^{2,d} M. P. Giordani ^{68a,68c} P. F. Giraud ¹³⁴
 G. Giugliarelli ^{68a,68c} D. Giugni ^{70a} F. Giuli ³⁶ I. Gkialas ^{9,t} L. K. Gladilin ³⁷ C. Glasman ⁹⁸ G. R. Gledhill ¹²²
 M. Glisic ¹²² I. Gnesi ^{43b,u} Y. Go ^{29,h} M. Goblirsch-Kolb ²⁶ D. Godin ¹⁰⁷ S. Goldfarb ¹⁰⁴ T. Golling ⁵⁶
 M. G. D. Gololo ^{33g} D. Golubkov ³⁷ J. P. Gombas ¹⁰⁶ A. Gomes ^{129a,129b} G. Gomes Da Silva ¹⁴⁰
 A. J. Gomez Delegido ¹⁶¹ R. Goncalves Gama ⁵⁵ R. Gonçalves ^{129a,129c} G. Gonella ¹²² L. Gonella ²⁰ A. Gongadze ³⁸
 F. Gonnella ²⁰ J. L. Gonski ⁴¹ R. Y. González Andana ⁵² S. González de la Hoz ¹⁶¹ S. Gonzalez Fernandez ¹³
 R. Gonzalez Lopez ⁹¹ C. Gonzalez Renteria ^{17a} R. Gonzalez Suarez ¹⁵⁹ S. Gonzalez-Sevilla ⁵⁶
 G. R. Gonzalvo Rodriguez ¹⁶¹ L. Goossens ³⁶ N. A. Gorasia ²⁰ P. A. Gorbounov ³⁷ B. Gorini ³⁶ E. Gorini ^{69a,69b}
 A. Gorišek ⁹² A. T. Goshaw ⁵¹ M. I. Gostkin ³⁸ C. A. Gottardo ¹¹² M. Goughri ^{35b} V. Goumarre ⁴⁸
 A. G. Goussiou ¹³⁷ N. Govender ^{33c} C. Goy ⁴ I. Grabowska-Bold ^{84a} K. Graham ³⁴ E. Gramstad ¹²⁴
 S. Grancagnolo ¹⁸ M. Grandi ¹⁴⁵ V. Gratchev ^{37,j} P. M. Gravila ^{27f} F. G. Gravili ^{69a,69b} H. M. Gray ^{17a}
 M. Greco ^{69a,69b} C. Grefe ²⁴ I. M. Gregor ⁴⁸ P. Grenier ¹⁴² C. Grieco ¹³ A. A. Grillo ¹³⁵ K. Grimm ^{31,v}
 S. Grinstein ^{13,w} J.-F. Grivaz ⁶⁶ E. Gross ¹⁶⁷ J. Grosse-Knetter ⁵⁵ C. Grud ¹⁰⁵ A. Grummer ¹¹¹ J. C. Grundy ¹²⁵
 L. Guan ¹⁰⁵ W. Guan ¹⁶⁸ C. Gubbels ¹⁶² J. G. R. Guerrero Rojas ¹⁶¹ G. Guerrieri ^{68a,68c} F. Guescini ¹⁰⁹

- R. Gugel⁹⁹, J. A. M. Guhit¹⁰⁵, A. Guida⁴⁸, T. Guillemain⁴, E. Guillon^{165,133}, S. Guindon³⁶, F. Guo^{14a,14d}, J. Guo^{62c}, L. Guo⁶⁶, Y. Guo¹⁰⁵, R. Gupta⁴⁸, S. Gurbuz²⁴, S. S. Gurdasani⁵⁴, G. Gustavino³⁶, M. Guth⁵⁶, P. Gutierrez¹¹⁹, L. F. Gutierrez Zagazeta¹²⁷, C. Gutschow⁹⁵, C. Guyot¹³⁴, C. Gwenlan¹²⁵, C. B. Gwilliam⁹¹, E. S. Haaland¹²⁴, A. Haas¹¹⁶, M. Habeland⁴⁸, C. Haber^{17a}, H. K. Hadavand⁸, A. Hafez⁹⁹, S. Hadzic¹⁰⁹, M. Haleem¹⁶⁴, J. Haley¹²⁰, J. J. Hall¹³⁸, G. D. Hallewell¹⁰¹, L. Halser¹⁹, K. Hamano¹⁶³, H. Hamdaoui^{35e}, M. Hamer²⁴, G. N. Hamity⁵², J. Han^{62b}, K. Han^{62a}, L. Han^{14c}, L. Han^{62a}, S. Han^{17a}, Y. F. Han¹⁵⁴, K. Hanagaki⁸², M. Hance¹³⁵, D. A. Hangal^{41,c}, M. D. Hank³⁹, R. Hankache¹⁰⁰, J. B. Hansen⁴², J. D. Hansen⁴², P. H. Hansen⁴², K. Hara¹⁵⁶, D. Harada⁵⁶, T. Harenberg¹⁶⁹, S. Harkusha³⁷, Y. T. Harris¹²⁵, P. F. Harrison¹⁶⁵, N. M. Hartman¹⁴², N. M. Hartmann¹⁰⁸, Y. Hasegawa¹³⁹, A. Hasib⁵², S. Haug¹⁹, R. Hauser¹⁰⁶, M. Havranek¹³¹, C. M. Hawkes²⁰, R. J. Hawkings³⁶, S. Hayashida¹¹⁰, D. Hayden¹⁰⁶, C. Hayes¹⁰⁵, R. L. Hayes¹⁶², C. P. Hays¹²⁵, J. M. Hays⁹³, H. S. Hayward⁹¹, F. He^{62a}, Y. He¹⁵³, Y. He¹²⁶, M. P. Heath⁵², V. Hedberg⁹⁷, A. L. Heggelund¹²⁴, N. D. Hehir⁹³, C. Heidegger⁵⁴, K. K. Heidegger⁵⁴, W. D. Heidorn⁸⁰, J. Heilman³⁴, S. Heim⁴⁸, T. Heim^{17a}, J. G. Heinlein¹²⁷, J. J. Heinrich¹²², L. Heinrich³⁶, J. Hejbal¹³⁰, L. Helary⁴⁸, A. Held¹¹⁶, S. Hellesund¹²⁴, C. M. Helling¹⁶², S. Hellman^{47a,47b}, C. Helsens³⁶, R. C. W. Henderson⁹⁰, L. Henkelmann³², A. M. Henriques Correia³⁶, H. Herde¹⁴², Y. Hernández Jiménez¹⁴⁴, H. Herr⁹⁹, M. G. Herrmann¹⁰⁸, T. Herrmann⁵⁰, G. Herten⁵⁴, R. Hertenberger¹⁰⁸, L. Hervas³⁶, N. P. Hessey^{155a}, H. Hibi⁸³, E. Higón-Rodríguez¹⁶¹, S. J. Hillier²⁰, I. Hinchliffe^{17a}, F. Hinterkeuser²⁴, M. Hirose¹²³, S. Hirose¹⁵⁶, D. Hirschbuehl¹⁶⁹, T. G. Hitchings¹⁰⁰, B. Hiti⁹², J. Hobbs¹⁴⁴, R. Hobincu^{27e}, N. Hod¹⁶⁷, M. C. Hodgkinson¹³⁸, B. H. Hodgkinson³², A. Hoecker³⁶, J. Hofer⁴⁸, D. Hohn⁵⁴, T. Holm²⁴, M. Holzbock¹⁰⁹, L. B. A. H. Hommels³², B. P. Honan¹⁰⁰, J. Hong^{62c}, T. M. Hong¹²⁸, Y. Hong⁵⁵, J. C. Honig⁵⁴, A. Hönlé¹⁰⁹, B. H. Hooberman¹⁶⁰, W. H. Hopkins⁶, Y. Horii¹¹⁰, S. Hou¹⁴⁷, A. S. Howard⁹², J. Howarth⁵⁹, J. Hoya⁸⁹, M. Hrabovsky¹²¹, A. Hrynevich³⁷, T. Hryn'ova⁴, P. J. Hsu⁶⁵, S.-C. Hsu¹³⁷, Q. Hu^{41,c}, Y. F. Hu^{14a,14d,x}, D. P. Huang⁹⁵, S. Huang^{64b}, X. Huang^{14c}, Y. Huang^{62a}, Y. Huang^{14a}, Z. Huang¹⁰⁰, Z. Hubacek¹³¹, M. Huebner²⁴, F. Huegging²⁴, T. B. Huffman¹²⁵, M. Huhtinen³⁶, S. K. Huiberts¹⁶, R. Hulsken¹⁰³, N. Huseynov^{12,m}, J. Huston¹⁰⁶, J. Huth⁶¹, R. Hyneman¹⁴², S. Hyrych^{28a}, G. Iacobucci⁵⁶, G. Iakovidis²⁹, I. Ibragimov¹⁴⁰, L. Iconomidou-Fayard⁶⁶, P. Iengo^{71a,71b}, R. Iguchi¹⁵², T. Iizawa⁵⁶, Y. Ikegami⁸², A. Ilg¹⁹, N. Ilic¹⁵⁴, H. Imam^{35a}, T. Ingebretsen Carlson^{47a,47b}, G. Introzzi^{72a,72b}, M. Iodice^{76a}, V. Ippolito^{74a,74b}, M. Ishino¹⁵², W. Islam¹⁶⁸, C. Issever^{18,48}, S. Istin^{21a,y}, H. Ito¹⁶⁶, J. M. Iturbe Ponce^{64a}, R. Iuppa^{77a,77b}, A. Ivina¹⁶⁷, J. M. Izen⁴⁵, V. Izzo^{71a}, P. Jacka^{130,131}, P. Jackson¹, R. M. Jacobs⁴⁸, B. P. Jaeger¹⁴¹, C. S. Jagfeld¹⁰⁸, G. Jäkel¹⁶⁹, K. Jakobs⁵⁴, T. Jakoubek¹⁶⁷, J. Jamieson⁵⁹, K. W. Janas^{84a}, G. Jarlskog⁹⁷, A. E. Jaspán⁹¹, T. Javůrek³⁶, M. Javurkova¹⁰², F. Jeanneau¹³⁴, L. Jeanty¹²², J. Jejelava^{148a,z}, P. Jenni^{54,aa}, C. E. Jessiman³⁴, S. Jézéquel⁴, J. Jia¹⁴⁴, X. Jia⁶¹, X. Jia^{14a,14d}, Z. Jia^{14c}, Y. Jiang^{62a}, S. Jiggins⁵², J. Jimenez Pena¹⁰⁹, S. Jin^{14c}, A. Jinaru^{27b}, O. Jinnouchi¹⁵³, H. Jivan^{33g}, P. Johansson¹³⁸, K. A. Johns⁷, C. A. Johnson⁶⁷, D. M. Jones³², E. Jones¹⁶⁵, P. Jones³², R. W. L. Jones⁹⁰, T. J. Jones⁹¹, J. Jovicevic¹⁵, X. Ju^{17a}, J. J. Junggeburth³⁶, A. Juste Rozas^{13,w}, S. Kabana^{136c}, A. Kaczmarska⁸⁵, M. Kado^{74a,74b}, H. Kagan¹¹⁸, M. Kagan¹⁴², A. Kahn⁴¹, A. Kahn¹²⁷, C. Kahra⁹⁹, T. Kaji¹⁶⁶, E. Kajomovitz¹⁴⁹, N. Kakati¹⁶⁷, C. W. Kalderon²⁹, A. Kamenshchikov¹⁵⁴, N. J. Kang¹³⁵, Y. Kano¹¹⁰, D. Kar^{33g}, K. Karava¹²⁵, M. J. Kareem^{155b}, E. Karentzos⁵⁴, I. Karknias¹⁵¹, S. N. Karpov³⁸, Z. M. Karpova³⁸, V. Kartvelishvili⁹⁰, A. N. Karyukhin³⁷, E. Kasimi¹⁵¹, C. Kato^{62d}, J. Katzy⁴⁸, S. Kaur³⁴, K. Kawade¹³⁹, K. Kawagoe⁸⁸, T. Kawaguchi¹¹⁰, T. Kawamoto¹³⁴, G. Kawamura⁵⁵, E. F. Kay¹⁶³, F. I. Kaya¹⁵⁷, S. Kazakos¹³, V. F. Kazanin³⁷, Y. Ke¹⁴⁴, J. M. Keaveney^{33a}, R. Keeler¹⁶³, G. V. Kehris⁶¹, J. S. Keller³⁴, A. S. Kelly⁹⁵, D. Kelsey¹⁴⁵, J. J. Kempster²⁰, J. Kendrick²⁰, K. E. Kennedy⁴¹, O. Kepka¹³⁰, B. P. Kerridge¹⁶⁵, S. Kersten¹⁶⁹, B. P. Kerševan⁹², L. Keszeghova^{28a}, S. Ketabchi Haghighat¹⁵⁴, M. Khandoga¹²⁶, A. Khanov¹²⁰, A. G. Kharlamov³⁷, T. Kharlamova³⁷, E. E. Khoda¹³⁷, T. J. Khoo¹⁸, G. Khorauli¹⁶⁴, J. Khubua^{148b}, Y. A. R. Khwaira⁶⁶, M. Kiehn³⁶, A. Kilgallon¹²², D. W. Kim^{47a,47b}, E. Kim¹⁵³, Y. K. Kim³⁹, N. Kimura⁹⁵, A. Kirchhoff⁵⁵, D. Kirchmeier⁵⁰, C. Kirfel²⁴, J. Kirk¹³³, A. E. Kiryunin¹⁰⁹, T. Kishimoto¹⁵², D. P. Kisluk¹⁵⁴, C. Kitsaki¹⁰, O. Kivernyk²⁴, M. Klassen^{63a}, C. Klein³⁴, L. Klein¹⁶⁴, M. H. Klein¹⁰⁵, M. Klein⁹¹, U. Klein⁹¹, P. Klimek³⁶, A. Klimentov²⁹, F. Klimpel¹⁰⁹, T. Klingl²⁴, T. Klioutchnikova³⁶, F. F. Klitzner¹⁰⁸, P. Kluit¹¹³, S. Kluth¹⁰⁹, E. Kneringer⁷⁸, T. M. Knight¹⁵⁴, A. Knue⁵⁴, D. Kobayashi⁸⁸, R. Kobayashi⁸⁶, M. Kocian¹⁴², T. Kodama¹⁵², P. Kodyš¹³², D. M. Koeck¹⁴⁵, P. T. Koenig²⁴, T. Koffas³⁴, N. M. Köhler³⁶, M. Kolb¹³⁴, I. Koletsou⁴, T. Komarek¹²¹, K. Köneke⁵⁴, A. X. Y. Kong¹, T. Kono¹¹⁷, N. Konstantinidis⁹⁵, B. Konya⁹⁷, R. Kopeliansky⁶⁷, S. Koperny^{84a}, K. Korcyl⁸⁵, K. Kordas¹⁵¹, G. Koren¹⁵⁰, A. Korn⁹⁵, S. Korn⁵⁵, I. Korolkov¹³, N. Korotkova³⁷, B. Kortman¹¹³, O. Kortner¹⁰⁹, S. Kortner¹⁰⁹, W. H. Kostecka¹¹⁴, V. V. Kostyukhin¹⁴⁰, A. Kotskechagia⁶⁶, A. Kotwal⁵¹, A. Koulouris³⁶, A. Kourkoumeli-Charalampidi^{72a,72b}, C. Kourkoumelis⁹, E. Kourlitis⁶, O. Kovanda¹⁴⁵, R. Kowalewski¹⁶³, W. Kozanecki¹³⁴, A. S. Kozhin³⁷, V. A. Kramarenko³⁷, G. Kramberger⁹², P. Kramer⁹⁹, M. W. Krasny¹²⁶, A. Krasznahorkay³⁶, J. A. Kremer⁹⁹, T. Kresse⁵⁰, J. Kretzschmar⁹¹, K. Kreul¹⁸, P. Krieger¹⁵⁴, F. Krieter¹⁰⁸, S. Krishnamurthy¹⁰², A. Krishnan^{63b}, M. Krivos¹³², K. Krizka^{17a}, K. Kroeninger⁴⁹, H. Kroha¹⁰⁹, J. Kroll¹³⁰, J. Kroll¹²⁷, K. S. Krowpman¹⁰⁶, U. Kruchonak³⁸, H. Krüger²⁴, N. Krumnack⁸⁰, M. C. Kruse⁵¹, J. A. Krzysiak⁸⁵, A. Kubota¹⁵³, O. Kuchinskaia³⁷, S. Kuday^{3a}, D. Kuechler⁴⁸, J. T. Kuechler⁴⁸, S. Kuehn³⁶, T. Kuhl⁴⁸

V. Kukhtin ³⁸ Y. Kulchitsky ^{37,m} S. Kuleshov ^{136d,136b} M. Kumar ^{33g} N. Kumari ¹⁰¹ M. Kuna ⁶⁰ A. Kupco ¹³⁰
T. Kupfer ⁴⁹ A. Kupich ³⁷ O. Kuprash ⁵⁴ H. Kurashige ⁸³ L. L. Kurchaninov ^{155a} Y. A. Kurochkin ³⁷ A. Kurova ³⁷
E. S. Kuwertz ³⁶ M. Kuze ¹⁵³ A. K. Kvam ¹⁰² J. Kvita ¹²¹ T. Kwan ¹⁰³ K. W. Kwok ^{64a} C. Lacasta ¹⁶¹
F. Lacava ^{74a,74b} H. Lacker ¹⁸ D. Lacour ¹²⁶ N. N. Lad ⁹⁵ E. Ladygin ³⁸ B. Laforge ¹²⁶ T. Lagouri ^{136e} S. Lai ⁵⁵
I. K. Lakomic ^{84a} N. Lalloue ⁶⁰ J. E. Lambert ¹¹⁹ S. Lammers ⁶⁷ W. Lampl ⁷ C. Lampoudis ¹⁵¹
A. N. Lancaster ¹¹⁴ E. Lançon ²⁹ U. Landgraf ⁵⁴ M. P. J. Landon ⁹³ V. S. Lang ⁵⁴ R. J. Langenberg ¹⁰²
A. J. Lankford ¹⁵⁸ F. Lanni ²⁹ K. Lantzsch ²⁴ A. Lanza ^{72a} A. Lapertosa ^{57b,57a} J. F. Laporte ¹³⁴ T. Lari ^{70a}
F. Lasagni Manghi ^{23b} M. Lassnig ³⁶ V. Latonova ¹³⁰ T. S. Lau ^{64a} A. Laudrain ⁹⁹ A. Laurier ³⁴ S. D. Lawlor ⁹⁴
Z. Lawrence ¹⁰⁰ M. Lazzaroni ^{70a,70b} B. Le ¹⁰⁰ B. Leban ⁹² A. Lebedev ⁸⁰ M. LeBlanc ³⁶ T. LeCompte ⁶
F. Ledroit-Guillon ⁶⁰ A. C. A. Lee ⁹⁵ G. R. Lee ¹⁶ L. Lee ⁶¹ S. C. Lee ¹⁴⁷ S. Lee ^{47a,47b} L. L. Leeuw ^{33c}
H. P. Lefebvre ⁹⁴ M. Lefebvre ¹⁶³ C. Leggett ^{17a} K. Lehmann ¹⁴¹ G. Lehmann Miotto ³⁶ W. A. Leight ¹⁰²
A. Leisos ^{151,ab} M. A. L. Leite ^{81c} C. E. Leitgeb ⁴⁸ R. Leitner ¹³² K. J. C. Leney ⁴⁴ T. Lenz ²⁴ S. Leone ^{73a}
C. Leonidopoulos ⁵² A. Leopold ¹⁴³ C. Leroy ¹⁰⁷ R. Les ¹⁰⁶ C. G. Lester ³² M. Levchenko ³⁷ J. Levêque ⁴
D. Levin ¹⁰⁵ L. J. Levinson ¹⁶⁷ D. J. Lewis ²⁰ B. Li ^{14b} B. Li ^{62b} C. Li ^{62a} C-Q. Li ^{62c,62d} H. Li ^{62a} H. Li ^{62b}
H. Li ^{14c} H. Li ^{62b} J. Li ^{62c} K. Li ¹³⁷ L. Li ^{62c} M. Li ^{14a,14d} Q. Y. Li ^{62a} S. Li ^{62d,62c,ac} T. Li ^{62b} X. Li ¹⁰³
Z. Li ^{62b} Z. Li ¹²⁵ Z. Li ¹⁰³ Z. Li ⁹¹ Z. Liang ^{14a} M. Liberatore ⁴⁸ B. Liberti ^{75a} K. Lie ^{64c} J. Lieber Marin ^{81b}
K. Lin ¹⁰⁶ R. A. Linck ⁶⁷ R. E. Lindley ⁷ J. H. Lindon ² A. Linss ⁴⁸ E. Lipeles ¹²⁷ A. Lipniacka ¹⁶
T. M. Liss ^{160,ad} A. Lister ¹⁶² J. D. Little ⁴ B. Liu ^{14a} B. X. Liu ¹⁴¹ D. Liu ^{62d,62c}
J. B. Liu ^{62a} J. K. K. Liu ³² K. Liu ^{62d,62c} M. Liu ^{62a} M. Y. Liu ^{62a}
P. Liu ^{14a} Q. Liu ^{62d,137,62c} X. Liu ^{62a} Y. Liu ⁴⁸ Y. Liu ^{14c,14d} Y. L. Liu ¹⁰⁵ Y. W. Liu ^{62a} M. Livan ^{72a,72b}
J. Llorente Merino ¹⁴¹ S. L. Lloyd ⁹³ E. M. Lobodzinska ⁴⁸ P. Loch ⁷ S. Loffredo ^{75a,75b} T. Lohse ¹⁸
K. Lohwasser ¹³⁸ M. Lokajicek ¹³⁰ J. D. Long ¹⁶⁰ I. Longarini ^{74a,74b} L. Longo ^{69a,69b} R. Longo ¹⁶⁰
I. Lopez Paz ³⁶ A. Lopez Solis ⁴⁸ J. Lorenz ¹⁰⁸ N. Lorenzo Martinez ⁴ A. M. Lory ¹⁰⁸ A. Lösle ⁵⁴ X. Lou ^{47a,47b}
X. Lou ^{14a,14d} A. Lounis ⁶⁶ J. Love ⁶ P. A. Love ⁹⁰ J. J. Lozano Bahilo ¹⁶¹ G. Lu ^{14a,14d} M. Lu ⁷⁹ S. Lu ¹²⁷
Y. J. Lu ⁶⁵ H. J. Lubatti ¹³⁷ C. Luci ^{74a,74b} F. L. Lucio Alves ^{14c} A. Lucotte ⁶⁰ F. Luehring ⁶⁷ I. Luise ¹⁴⁴
O. Lukianchuk ⁶⁶ O. Lundberg ¹⁴³ B. Lund-Jensen ¹⁴³ N. A. Luongo ¹²² M. S. Lutz ¹⁵⁰ D. Lynn ²⁹ H. Lyons ⁹¹
R. Lysak ¹³⁰ E. Lytken ⁹⁷ F. Lyu ^{14a} V. Lyubushkin ³⁸ T. Lyubushkina ³⁸ H. Ma ²⁹ L. L. Ma ^{62b} Y. Ma ⁹⁵
D. M. Mac Donnell ¹⁶³ G. Maccarrone ⁵³ J. C. MacDonald ¹³⁸ R. Madar ⁴⁰ W. F. Mader ⁵⁰ J. Maeda ⁸³
T. Maeno ²⁹ M. Maerker ⁵⁰ V. Magerl ⁵⁴ J. Magro ^{68a,68c} H. Maguire ¹³⁸ D. J. Mahon ⁴¹ C. Maidantchik ^{81b}
A. Maio ^{129a,129b,129d} K. Maj ^{84a} O. Majersky ^{28a} S. Majewski ¹²² N. Makovec ⁶⁶ V. Maksimovic ¹⁵
B. Malaescu ¹²⁶ Pa. Malecki ⁸⁵ V. P. Maleev ³⁷ F. Malek ⁶⁰ D. Malito ^{43b,43a} U. Mallik ⁷⁹ C. Malone ³²
S. Maltezos ¹⁰ S. Malyukov ³⁸ J. Mamuzic ¹³ G. Mancini ⁵³ G. Manco ^{72a,72b} J. P. Mandalia ⁹³ I. Mandić ⁹²
L. Manhaes de Andrade Filho ^{81a} I. M. Maniatis ¹⁵¹ M. Manisha ¹³⁴ J. Manjarres Ramos ⁵⁰ D. C. Mankad ¹⁶⁷
K. H. Mankinen ⁹⁷ A. Mann ¹⁰⁸ A. Manousos ⁷⁸ B. Mansoulie ¹³⁴ S. Manzoni ³⁶ A. Marantis ¹⁵¹ G. Marchiori ⁵
M. Marcisovsky ¹³⁰ L. Marcoccia ^{75a,75b} C. Marcon ⁹⁷ M. Marinescu ²⁰ M. Marjanovic ¹¹⁹ Z. Marshall ^{17a}
S. Marti-Garcia ¹⁶¹ T. A. Martin ¹⁶⁵ V. J. Martin ⁵² B. Martin dit Latour ¹⁶ L. Martinelli ^{74a,74b} M. Martinez ^{13,w}
P. Martinez Agullo ¹⁶¹ V. I. Martinez Outschoorn ¹⁰² P. Martinez Suarez ¹³ S. Martin-Haugh ¹³³ V. S. Martoiu ^{27b}
A. C. Martyniuk ⁹⁵ A. Marzin ³⁶ S. R. Maschek ¹⁰⁹ L. Masetti ⁹⁹ T. Mashimo ¹⁵² J. Masik ¹⁰⁰
A. L. Maslennikov ³⁷ L. Massa ^{23b} P. Massarotti ^{71a,71b} P. Mastrandrea ^{73a,73b} A. Mastroberardino ^{43b,43a}
T. Masubuchi ¹⁵² T. Mathisen ¹⁵⁹ A. Matic ¹⁰⁸ N. Matsuzawa ¹⁵² J. Maurer ^{27b} B. Maček ⁹² D. A. Maximov ³⁷
R. Mazini ¹⁴⁷ I. Maznas ¹⁵¹ M. Mazza ¹⁰⁶ S. M. Mazza ¹³⁵ C. Mc Ginn ^{29,h} J. P. Mc Gowan ¹⁰³ S. P. Mc Kee ¹⁰⁵
T. G. McCarthy ¹⁰⁹ W. P. McCormack ^{17a} E. F. McDonald ¹⁰⁴ A. E. McDougall ¹¹³ J. A. Mcfayden ¹⁴⁵
G. Mchedlidze ^{148b} R. P. McKenzie ^{33g} T. C. McLachlan ⁴⁸ D. J. McLaughlin ⁹⁵ K. D. McLean ¹⁶³ S. J. McMahon ¹³³
P. C. McNamara ¹⁰⁴ R. A. McPherson ^{163,q} J. E. Mdhului ^{33g} S. Meehan ³⁶ T. Megy ⁴⁰ S. Mehlhase ¹⁰⁸
A. Mehta ⁹¹ B. Meirose ⁴⁵ D. Melini ¹⁴⁹ B. R. Mellado Garcia ^{33g} A. H. Melo ⁵⁵ F. Meloni ⁴⁸
E. D. Mendes Gouveia ^{129a} A. M. Mendes Jacques Da Costa ²⁰ H. Y. Meng ¹⁵⁴ L. Meng ⁹⁰ S. Menke ¹⁰⁹
M. Mentink ³⁶ E. Meoni ^{43b,43a} C. Merlassino ¹²⁵ L. Merola ^{71a,71b} C. Meroni ^{70a} G. Merz ¹⁰⁵ O. Meshkov ³⁷
J. K. R. Meshreki ¹⁴⁰ J. Metcalfe ⁶ A. S. Mete ⁶ C. Meyer ⁶⁷ J-P. Meyer ¹³⁴ M. Michetti ¹⁸ R. P. Middleton ¹³³
L. Mijović ⁵² G. Mikenberg ¹⁶⁷ M. Mikesikova ¹³⁰ M. Mikuž ⁹² H. Mildner ¹³⁸ A. Milic ¹⁵⁴ C. D. Milke ⁴⁴
D. W. Miller ³⁹ L. S. Miller ³⁴ A. Milov ¹⁶⁷ D. A. Milstead ^{47a,47b} T. Min ^{14c} A. A. Minaenko ³⁷ I. A. Minashvili ^{148b}
L. Mince ⁵⁹ A. I. Mincer ¹¹⁶ B. Mindur ^{84a} M. Mineev ³⁸ Y. Minegishi ¹⁵² Y. Mino ⁸⁶ L. M. Mir ¹³
M. Miralles Lopez ¹⁶¹ M. Mironova ¹²⁵ T. Mitani ¹⁶⁶ A. Mitra ¹⁶⁵ V. A. Mitsou ¹⁶¹ O. Miu ¹⁵⁴ P. S. Miyagawa ⁹³
Y. Miyazaki ⁸⁸ A. Mizukami ⁸² J. U. Mjörnmark ⁹⁷ T. Mkrchyan ^{63a} M. Mlynarikova ¹¹⁴ T. Moa ^{47a,47b}
S. Mobius ⁵⁵ K. Mochizuki ¹⁰⁷ P. Moder ⁴⁸ P. Mogg ¹⁰⁸ A. F. Mohammed ^{14a,14d} S. Mohapatra ⁴¹
G. Mokgatitwane ^{33g} B. Mondal ¹⁴⁰ S. Mondal ¹³¹ K. Mönig ⁴⁸ E. Monnier ¹⁰¹ L. Monsonis Romero ¹⁶¹
J. Montejo Berlingen ³⁶ M. Montella ¹¹⁸ F. Monticelli ⁸⁹ N. Morange ⁶⁶ A. L. Moreira De Carvalho ^{129a}
M. Moreno Llácer ¹⁶¹ C. Moreno Martinez ¹³ P. Morettini ^{57b} S. Morgenstern ¹⁶⁵ M. Morii ⁶¹ M. Morinaga ¹⁵²
V. Morisbak ¹²⁴ A. K. Morley ³⁶ F. Morodei ^{74a,74b} L. Morvaj ³⁶ P. Moschovakos ³⁶ B. Moser ³⁶ M. Mosidze ^{148b}

- T. Moskalets ⁵⁴ P. Moskvitina ¹¹² J. Moss ^{31,ae} E. J. W. Moyses ¹⁰² S. Muanza ¹⁰¹ J. Mueller ¹²⁸
D. Muenstermann ⁹⁰ R. Müller ¹⁹ G. A. Mullier ⁹⁷ J. J. Mullin ¹²⁷ D. P. Mungo ^{70a,70b} J. L. Munoz Martinez ¹³
D. Munoz Perez ¹⁶¹ F. J. Munoz Sanchez ¹⁰⁰ M. Murin ¹⁰⁰ W. J. Murray ^{165,133} A. Murrone ^{70a,70b} J. M. Muse ¹¹⁹
M. Muškinja ^{17a} C. Mwewa ²⁹ A. G. Myagkov ^{37,m} A. J. Myers ⁸ A. A. Myers ¹²⁸ G. Myers ⁶⁷ M. Myska ¹³¹
B. P. Nachman ^{17a} O. Nackenhorst ⁴⁹ A. Nag ⁵⁰ K. Nagai ¹²⁵ K. Nagano ⁸² J. L. Nagle ^{29,h} E. Nagy ¹⁰¹
A. M. Nairz ³⁶ Y. Nakahama ⁸² K. Nakamura ⁸² H. Nanjo ¹²³ R. Narayan ⁴⁴ E. A. Narayanan ¹¹¹ I. Naryshkin ³⁷
M. Naseri ³⁴ C. Nass ²⁴ G. Navarro ^{22a} J. Navarro-Gonzalez ¹⁶¹ R. Nayak ¹⁵⁰ P. Y. Nechaeva ³⁷ F. Nechansky ⁴⁸
T. J. Neep ²⁰ A. Negri ^{72a,72b} M. Negrini ^{23b} C. Nellist ¹¹² C. Nelson ¹⁰³ K. Nelson ¹⁰⁵ S. Nemecek ¹³⁰
M. Nessi ^{36,af} M. S. Neubauer ¹⁶⁰ F. Neuhaus ⁹⁹ J. Neundorf ⁴⁸ R. Newhouse ¹⁶² P. R. Newman ²⁰ C. W. Ng ¹²⁸
Y. S. Ng ¹⁸ Y. W. Y. Ng ¹⁵⁸ B. Ngair ^{35e} H. D. N. Nguyen ¹⁰⁷ R. B. Nickerson ¹²⁵ R. Nicolaidou ¹³⁴ J. Nielsen ¹³⁵
M. Niemeyer ⁵⁵ N. Nikiforou ³⁶ V. Nikolaenko ^{37,m} I. Nikolic-Audit ¹²⁶ K. Nikolopoulos ²⁰ P. Nilsson ²⁹
H. R. Nindhito ⁵⁶ A. Nisati ^{74a} N. Nishu ² R. Nisius ¹⁰⁹ J-E. Nitschke ⁵⁰ E. K. Nkadimeng ^{33g}
S. J. Noacco Rosende ⁸⁹ T. Nobe ¹⁵² D. L. Noel ³² Y. Noguchi ⁸⁶ T. Nommensen ¹⁴⁶ M. A. Nomura ²⁹
M. B. Norfolk ¹³⁸ R. R. B. Norisam ⁹⁵ B. J. Norman ³⁴ J. Novak ⁹² T. Novak ⁴⁸ O. Novgorodova ⁵⁰
L. Novotny ¹³¹ R. Novotny ¹¹¹ L. Nozka ¹²¹ K. Ntekas ¹⁵⁸ E. Nurse ⁹⁵ F. G. Oakham ^{34,d} J. Ocariz ¹²⁶ A. Ochi ⁸³
I. Ochoa ^{129a} S. Oda ⁸⁸ S. Oerdek ¹⁵⁹ A. Ogrodnik ^{84a} A. Oh ¹⁰⁰ C. C. Ohm ¹⁴³ H. Oide ¹⁵³ R. Oishi ¹⁵²
M. L. Ojeda ⁴⁸ Y. Okazaki ⁸⁶ M. W. O'Keefe ⁹¹ Y. Okumura ¹⁵² A. Olariu ^{27b} L. F. Oleiro Seabra ^{129a}
S. A. Olivares Pino ^{136e} D. Oliveira Damazio ²⁹ D. Oliveira Goncalves ^{81a} J. L. Oliver ¹⁵⁸ M. J. R. Olsson ¹⁵⁸
A. Olszewski ⁸⁵ J. Olszowska ^{85,j} Ö. Ö. Öncel ⁵⁴ D. C. O'Neil ¹⁴¹ A. P. O'Neill ¹⁹ A. Onofre ^{129a,129e}
P. U. E. Onyisi ¹¹ M. J. Oreglia ³⁹ G. E. Orellana ⁸⁹ D. Orestano ^{76a,76b} N. Orlando ¹³ R. S. Orr ¹⁵⁴ V. O'Shea ⁵⁹
R. Ospanov ^{62a} G. Otero y Garzon ³⁰ H. Otono ⁸⁸ P. S. Ott ^{63a} G. J. Ottino ^{17a} M. Ouchrif ^{35d} J. Ouellette ^{29,h}
F. Ould-Saada ¹²⁴ M. Owen ⁵⁹ R. E. Owen ¹³³ K. Y. Oyulmaz ^{21a} V. E. Ozcan ^{21a} N. Ozturk ⁸ S. Ozturk ^{21d}
J. Pacalt ¹²¹ H. A. Pacey ³² K. Pachal ⁵¹ A. Pacheco Pages ¹³ C. Padilla Aranda ¹³ G. Padovano ^{74a,74b}
S. Pagan Griso ^{17a} G. Palacino ⁶⁷ A. Palazzo ^{69a,69b} S. Palazzo ⁵² S. Palestini ³⁶ M. Palka ^{84b} J. Pan ¹⁷⁰
T. Pan ^{64a} D. K. Panchal ¹¹ C. E. Pandini ¹¹³ J. G. Panduro Vazquez ⁹⁴ P. Pani ⁴⁸ G. Panizzo ^{68a,68c} L. Paolozzi ⁵⁶
C. Papadatos ¹⁰⁷ S. Parajuli ⁴⁴ A. Paramonov ⁶ C. Paraskevopoulos ¹⁰ D. Paredes Hernandez ^{64b} T. H. Park ¹⁵⁴
M. A. Parker ³² F. Parodi ^{57b,57a} E. W. Parrish ¹¹⁴ V. A. Parrish ⁵² J. A. Parsons ⁴¹ U. Parzefall ⁵⁴
B. Pascual Dias ¹⁰⁷ L. Pascual Dominguez ¹⁵⁰ V. R. Pascuzzi ^{17a} F. Pasquali ¹¹³ E. Pasqualucci ^{74a} S. Passaggio ^{57b}
F. Pastore ⁹⁴ P. Pasuwan ^{47a,47b} J. R. Pater ¹⁰⁰ J. Patton ⁹¹ T. Pauly ³⁶ J. Pearkes ¹⁴² M. Pedersen ¹²⁴ R. Pedro ^{129a}
S. V. Peleganchuk ³⁷ O. Penc ¹³⁰ C. Peng ^{64b} H. Peng ^{62a} M. Penzin ³⁷ B. S. Peralva ^{81a,81d}
A. P. Pereira Peixoto ⁶⁰ L. Pereira Sanchez ^{47a,47b} D. V. Perepelitsa ^{29,h} E. Perez Codina ^{155a} M. Perganti ¹⁰
L. Perini ^{70a,70b,j} H. Pernegger ³⁶ S. Perrella ³⁶ A. Perrevoort ¹¹² O. Perrin ⁴⁰ K. Peters ⁴⁸ R. F. Y. Peters ¹⁰⁰
B. A. Petersen ³⁶ T. C. Petersen ⁴² E. Petit ¹⁰¹ V. Petousis ¹³¹ C. Petridou ¹⁵¹ A. Petrukhin ¹⁴⁰ M. Pettee ^{17a}
N. E. Pettersson ³⁶ A. Petukhov ³⁷ K. Petukhova ¹³² A. Peyaud ¹³⁴ R. Pezoa ^{136f} L. Pezzotti ³⁶ G. Pezzullo ¹⁷⁰
T. Pham ¹⁰⁴ P. W. Phillips ¹³³ M. W. Phipps ¹⁶⁰ G. Piacquadio ¹⁴⁴ E. Pianori ^{17a} F. Piazza ^{70a,70b} R. Piegaga ³⁰
D. Pietreanu ^{27b} A. D. Pilkington ¹⁰⁰ M. Pinamonti ^{68a,68c} J. L. Pinfold ² B. C. Pinheiro Pereira ^{129a}
C. Pitman Donaldson ⁹⁵ D. A. Pizzi ³⁴ L. Pizzimento ^{75a,75b} A. Pizzini ¹¹³ M.-A. Pleier ²⁹ V. Plesanovs ⁵⁴
V. Pleskot ¹³² E. Plotnikova ³⁸ G. Poddar ⁴ R. Poettgen ⁹⁷ R. Poggi ³⁶ L. Poggioli ¹²⁶ I. Pogrebnyak ¹⁰⁶ D. Pohl ²⁴
I. Pokharel ⁵⁵ S. Polacek ¹³² G. Polesello ^{72a} A. Poley ^{141,155a} R. Polifka ¹³¹ A. Polini ^{23b} C. S. Pollard ¹²⁵
Z. B. Pollock ¹¹⁸ V. Polychronakos ²⁹ D. Ponomarenko ³⁷ L. Pontecorvo ³⁶ S. Popa ^{27a} G. A. Popeneciu ^{27d}
D. M. Portillo Quintero ^{155a} S. Pospisil ¹³¹ P. Postolache ^{27c} K. Potamianos ¹²⁵ I. N. Potrap ³⁸ C. J. Potter ³²
H. Potti ¹ T. Poulsen ⁴⁸ J. Poveda ¹⁶¹ G. Pownall ⁴⁸ M. E. Pozo Astigarraga ³⁶ A. Prades Ibanez ¹⁶¹
M. M. Prapa ⁴⁶ D. Price ¹⁰⁰ M. Primavera ^{69a} M. A. Principe Martin ⁹⁸ M. L. Proffitt ¹³⁷ N. Proklova ³⁷
K. Prokofiev ^{64c} G. Proto ^{75a,75b} S. Protopopescu ²⁹ J. Proudfoot ⁶ M. Przybycien ^{84a} J. E. Puddefoot ¹³⁸
D. Pudzha ³⁷ P. Puzo ⁶⁶ D. Pyatiizbyantseva ³⁷ J. Qian ¹⁰⁵ Y. Qin ¹⁰⁰ T. Qiu ⁹³ A. Quadt ⁵⁵
M. Queitsch-Maitland ²⁴ G. Rabanal Bolanos ⁶¹ D. Rafanoharana ⁵⁴ F. Ragusa ^{70a,70b} J.

- J. Roloff ²⁹, A. Romaniouk ³⁷, E. Romano ^{72a,72b}, M. Romano ^{23b}, A. C. Romero Hernandez ¹⁶⁰, N. Rompotis ⁹¹, L. Roos ¹²⁶, S. Rosati ^{74a}, B. J. Rosser ³⁹, E. Rossi ⁴, E. Rossi ^{71a,71b}, L. P. Rossi ^{57b}, L. Rossini ⁴⁸, R. Rosten ¹¹⁸, M. Rotaru ^{27b}, B. Rottler ⁵⁴, D. Rousseau ⁶⁶, D. Rouso ³², G. Rovelli ^{72a,72b}, A. Roy ¹⁶⁰, A. Rozanov ¹⁰¹, Y. Rozen ¹⁴⁹, X. Ruan ^{33g}, A. Rubio Jimenez ¹⁶¹, A. J. Ruby ⁹¹, T. A. Ruggeri ¹, F. Rühr ⁵⁴, A. Ruiz-Martinez ¹⁶¹, A. Rummler ³⁶, Z. Rurikova ⁵⁴, N. A. Rusakovich ³⁸, H. L. Russell ¹⁶³, J. P. Rutherford ⁷, E. M. Rüttinger ¹³⁸, K. Rybacki ⁹⁰, M. Rybar ¹³², E. B. Rye ¹²⁴, A. Ryzhov ³⁷, J. A. Sabater Iglesias ⁵⁶, P. Sabatini ¹⁶¹, L. Sabetta ^{74a,74b}, H.F.-W. Sadrozinski ¹³⁵, F. Safai Tehrani ^{74a}, B. Safarzadeh Samani ¹⁴⁵, M. Safdari ¹⁴², S. Saha ¹⁰³, M. Sahinsoy ¹⁰⁹, M. Saimpert ¹³⁴, M. Saito ¹⁵², T. Saito ¹⁵², D. Salamani ³⁶, G. Salamanna ^{76a,76b}, A. Salnikov ¹⁴², J. Salt ¹⁶¹, A. Salvador Salas ¹³, D. Salvatore ^{43b,43a}, F. Salvatore ¹⁴⁵, A. Salzburger ³⁶, D. Sammel ⁵⁴, D. Sampsonidis ¹⁵¹, D. Sampsonidou ^{62d,62c}, J. Sánchez ¹⁶¹, A. Sanchez Pineda ⁴, V. Sanchez Sebastian ¹⁶¹, H. Sandaker ¹²⁴, C. O. Sander ⁴⁸, J. A. Sandesara ¹⁰², M. Sandhoff ¹⁶⁹, C. Sandoval ^{22b}, D. P. C. Sankey ¹³³, A. Sansoni ⁵³, L. Santi ^{74a,74b}, C. Santoni ⁴⁰, H. Santos ^{129a,129b}, S. N. Santpur ^{17a}, A. Santra ¹⁶⁷, K. A. Saoucha ¹³⁸, J. G. Saraiva ^{129a,129d}, J. Sardain ¹⁰¹, O. Sasaki ⁸², K. Sato ¹⁵⁶, C. Sauer ^{63b}, F. Sauerburger ⁵⁴, E. Sauvan ⁴, P. Savard ^{154,d}, R. Sawada ¹⁵², C. Sawyer ¹³³, L. Sawyer ⁹⁶, I. Sayago Galvan ¹⁶¹, C. Sbarra ^{23b}, A. Sbrizzi ^{23b,23a}, T. Scanlon ⁹⁵, J. Schaarschmidt ¹³⁷, P. Schacht ¹⁰⁹, D. Schaefer ³⁹, U. Schäfer ⁹⁹, A. C. Schaffer ⁶⁶, D. Schaile ¹⁰⁸, R. D. Schamberger ¹⁴⁴, E. Schanet ¹⁰⁸, C. Scharf ¹⁸, V. A. Schegelsky ³⁷, D. Scheirich ¹³², F. Schenck ¹⁸, M. Schernau ¹⁵⁸, C. Scheulen ⁵⁵, C. Schiavi ^{57b,57a}, Z. M. Schillaci ²⁶, E. J. Schioppa ^{69a,69b}, M. Schioppa ^{43b,43a}, B. Schlag ⁹⁹, K. E. Schleicher ⁵⁴, S. Schlenker ³⁶, K. Schmieden ⁹⁹, C. Schmitt ⁹⁹, S. Schmitt ⁴⁸, L. Schoeffel ¹³⁴, A. Schoening ^{63b}, P. G. Scholer ⁵⁴, E. Schopf ¹²⁵, M. Schott ⁹⁹, J. Schovancova ³⁶, S. Schramm ⁵⁶, F. Schroeder ¹⁶⁹, H.-C. Schultz-Coulon ^{63a}, M. Schumacher ⁵⁴, B. A. Schumm ¹³⁵, Ph. Schune ¹³⁴, A. Schwartzman ¹⁴², T. A. Schwarz ¹⁰⁵, Ph. Schwemling ¹³⁴, R. Schwienhorst ¹⁰⁶, A. Sciandra ¹³⁵, G. Sciolla ²⁶, F. Scuri ^{73a}, F. Scutti ¹⁰⁴, C. D. Sebastiani ⁹¹, K. Sedlaczek ⁴⁹, P. Seema ¹⁸, S. C. Seidel ¹¹¹, A. Seiden ¹³⁵, B. D. Seidlitz ⁴¹, T. Seiss ³⁹, C. Seitz ⁴⁸, J. M. Seixas ^{81b}, G. Sekhniaidze ^{71a}, S. J. Sekula ⁴⁴, L. Selem ⁴, N. Semprini-Cesari ^{23b,23a}, S. Sen ⁵¹, D. Sengupta ⁵⁶, V. Senthilkumar ¹⁶¹, L. Serin ⁶⁶, L. Serkin ^{68a,68b}, M. Sessa ^{76a,76b}, H. Severini ¹¹⁹, S. Sevova ¹⁴², F. Sforza ^{57b,57a}, A. Sfyrta ⁵⁶, E. Shabalina ⁵⁵, R. Shaheen ¹⁴³, J. D. Shahinian ¹²⁷, N. W. Shaikh ^{47a,47b}, D. Shaked Renous ¹⁶⁷, L. Y. Shan ^{14a}, M. Shapiro ^{17a}, A. Sharma ³⁶, A. S. Sharma ¹⁶², P. Sharma ⁷⁹, S. Sharma ⁴⁸, P. B. Shatalov ³⁷, K. Shaw ¹⁴⁵, S. M. Shaw ¹⁰⁰, Q. Shen ^{62c}, P. Sherwood ⁹⁵, L. Shi ⁹⁵, C. O. Shimmin ¹⁷⁰, Y. Shimogama ¹⁶⁶, J. D. Shinner ⁹⁴, I. P. J. Shipsey ¹²⁵, S. Shirabe ⁶⁰, M. Shiyakova ³⁸, J. Shlomi ¹⁶⁷, M. J. Shochet ³⁹, J. Shojaii ¹⁰⁴, D. R. Shope ¹⁴³, S. Shrestha ¹¹⁸, E. M. Shrif ^{33g}, M. J. Shroff ¹⁶³, P. Sicho ¹³⁰, A. M. Sickles ¹⁶⁰, E. Sideras Haddad ^{33g}, O. Sidiropoulou ³⁶, A. Sidoti ^{23b}, F. Siegert ⁵⁰, Dj. Sijacki ¹⁵, R. Sikora ^{84a}, F. Sili ⁸⁹, J. M. Silva ²⁰, M. V. Silva Oliveira ³⁶, S. B. Silverstein ^{47a}, S. Simion ⁶⁶, R. Simoniello ³⁶, E. L. Simpson ⁵⁹, N. D. Simpson ⁹⁷, S. Simsek ^{21d}, S. Sindhu ⁵⁵, P. Sinervo ¹⁵⁴, V. Sinetckii ³⁷, S. Singh ¹⁴¹, S. Singh ¹⁵⁴, S. Sinha ⁴⁸, S. Sinha ^{33g}, M. Sioli ^{23b,23a}, I. Siral ¹²², S. Yu. Sivoklov ^{37,j}, J. Sjölin ^{47a,47b}, A. Skaf ⁵⁵, E. Skorda ⁹⁷, P. Skubic ¹¹⁹, M. Slawinska ⁸⁵, V. Smakhtin ¹⁶⁷, B. H. Smart ¹³³, J. Smiesko ¹³², S. Yu. Smirnov ³⁷, Y. Smirnov ³⁷, L. N. Smirnova ^{37,m}, O. Smirnova ⁹⁷, E. A. Smith ³⁹, H. A. Smith ¹²⁵, J. L. Smith ⁹¹, R. Smith ¹⁴², M. Smizanska ⁹⁰, K. Smolek ¹³¹, A. Smykiewicz ⁸⁵, A. A. Snesarev ³⁷, H. L. Snoek ¹¹³, S. Snyder ²⁹, R. Sobie ^{163,q}, A. Soffer ¹⁵⁰, C. A. Solans Sanchez ³⁶, E. Yu. Soldatov ³⁷, U. Soldevila ¹⁶¹, A. A. Solodkov ³⁷, S. Solomon ⁵⁴, A. Soloshenko ³⁸, K. Solovieva ⁵⁴, O. V. Solovyanov ³⁷, V. Solovyev ³⁷, P. Sommer ³⁶, A. Sonay ¹³, W. Y. Song ^{155b}, A. Sopczak ¹³¹, A. L. Soppio ⁹⁵, F. Sopkova ^{28b}, V. Sothilingam ^{63a}, S. Sottocornola ^{72a,72b}, R. Soualah ^{115c}, Z. Soumami ^{35c}, D. South ⁴⁸, S. Spagnolo ^{69a,69b}, M. Spalla ¹⁰⁹, F. Spanò ⁹⁴, D. Sperlich ⁵⁴, G. Spigo ³⁶, M. Spina ¹⁴⁵, S. Spinali ⁹⁰, D. P. Spiteri ⁵⁹, M. Spousta ¹³², E. J. Staats ³⁴, A. Stabile ^{70a,70b}, R. Stamen ^{63a}, M. Stamenkovic ¹¹³, A. Stampekis ²⁰, M. Standke ²⁴, E. Stanecka ⁸⁵, B. Stanislaus ^{17a}, M. M. Stanitzki ⁴⁸, M. Stankaityte ¹²⁵, B. Stapf ⁴⁸, E. A. Starchenko ³⁷, G. H. Stark ¹³⁵, J. Stark ¹⁰¹, D. M. Starke ^{155b}, P. Staroba ¹³⁰, P. Starovoitov ^{63a}, S. Stärz ¹⁰³, R. Staszewski ⁸⁵, G. Stavropoulos ⁴⁶, J. Steentoft ¹⁵⁹, P. Steinberg ²⁹, A. L. Steinhebel ¹²², B. Stelzer ^{141,155a}, H. J. Stelzer ¹²⁸, O. Stelzer-Chilton ^{155a}, H. Stenzel ⁵⁸, T. J. Stevenson ¹⁴⁵, G. A. Stewart ³⁶, M. C. Stockton ³⁶, G. Stoicea ^{27b}, M. Stolarski ^{129a}, S. Stonjek ¹⁰⁹, A. Straessner ⁵⁰, J. Strandberg ¹⁴³, S. Strandberg ^{47a,47b}, M. Strauss ¹¹⁹, T. Streblner ¹⁰¹, P. Strizenec ^{28b}, R. Ströhmer ¹⁶⁴, D. M. Strom ¹²², L. R. Strom ⁴⁸, R. Stroynowski ⁴⁴, A. Strubig ^{47a,47b}, S. A. Stucci ²⁹, B. Stugu ¹⁶, J. Stupak ¹¹⁹, N. A. Styles ⁴⁸, D. Su ¹⁴², S. Su ^{62a}, W. Su ^{62d,137,62c}, X. Su ^{62a,66}, K. Sugizaki ¹⁵², V. V. Sulin ³⁷, M. J. Sullivan ⁹¹, D. M. S. Sultan ^{77a,77b}, L. Sultanaliev ³⁷, S. Sultansoy ^{3b}, T. Sumida ⁸⁶, S. Sun ¹⁰⁵, S. Sun ¹⁶⁸, O. Sunneborn Gudnadottir ¹⁵⁹, M. R. Sutton ¹⁴⁵, M. Svatos ¹³⁰, M. Swiatkowski ^{155a}, T. Swirski ¹⁶⁴, I. Sykora ^{28a}, M. Sykora ¹³², T. Sykora ¹³², D. Ta ⁹⁹, K. Tackmann ^{48,ag}, A. Taffard ¹⁵⁸, R. Tafirout ^{155a}, J. S. Tafoya Vargas ⁶⁶, R. H. M. Taibah ¹²⁶, R. Takashima ⁸⁷, K. Takeda ⁸³, E. P. Takeva ⁵², Y. Takubo ⁸², M. Talby ¹⁰¹, A. A. Talyshev ³⁷, K. C. Tam ^{64b}, N. M. Tamir ¹⁵⁰, A. Tanaka ¹⁵², J. Tanaka ¹⁵², R. Tanaka ⁶⁶, M. Tanasini ^{57b,57a}, J. Tang ^{62c}, Z. Tao ¹⁶², S. Tapia Araya ⁸⁰, S. Tapprogge ⁹⁹, A. Tarek Abouelfadl Mohamed ¹⁰⁶, S. Tarem ¹⁴⁹, K. Tariq ^{62b}, G. Tarna ^{27b}, G. F. Tartarelli ^{70a}, P. Tas ¹³², M. Tasevsky ¹³⁰, E. Tassi ^{43b,43a}, A. C. Tate ¹⁶⁰, G. Tateno ¹⁵², Y. Tayalati ^{35c}, G. N. Taylor ¹⁰⁴, W. Taylor ^{155b}, H. Teagle ⁹¹, A. S. Tee ¹⁶⁸, R. Teixeira De Lima ¹⁴², P. Teixeira-Dias ⁹⁴, J. J. Teoh ¹⁵⁴, K. Terashi ¹⁵², J. Terron ⁹⁸, S. Terzo ¹³, M. Testa ⁵³, R. J. Teuscher ^{154,q}, N. Themistokleous ⁵², T. Thevenaux-Pelzer ¹⁸, O. Thielmann ¹⁶⁹

D. W. Thomas,⁹⁴ J. P. Thomas,²⁰ E. A. Thompson,⁴⁸ P. D. Thompson,²⁰ E. Thomson,¹²⁷ E. J. Thorpe,⁹³ Y. Tian,⁵⁵ V. Tikhomirov,^{37,m} Yu. A. Tikhonov,³⁷ S. Timoshenko,³⁷ E. X. L. Ting,¹ P. Tipton,¹⁷⁰ S. Tisserant,¹⁰¹ S. H. Tlou,^{33g} A. Tnourji,⁴⁰ K. Todome,^{23b,23a} S. Todorova-Nova,¹³² S. Todt,⁵⁰ M. Togawa,⁸² J. Tojo,⁸⁸ S. Tokár,^{28a} K. Tokushuku,⁸² R. Tombs,³² M. Tomoto,^{82,110} L. Tompkins,¹⁴² P. Tornambe,¹⁰² E. Torrence,¹²² H. Torres,⁵⁰ E. Torró Pastor,¹⁶¹ M. Toscani,³⁰ C. Tosciri,³⁹ D. R. Tovey,¹³⁸ A. Traet,¹⁶ I. S. Trandafir,^{27b} T. Trefzger,¹⁶⁴ A. Tricoli,²⁹ I. M. Trigger,^{155a} S. Trincaz-Duvoid,¹²⁶ D. A. Trischuk,¹⁶² B. Trocme,⁶⁰ A. Trofymov,⁶⁶ C. Troncon,^{70a} L. Truong,^{33c} M. Trzebinski,⁸⁵ A. Trzupek,⁸⁵ F. Tsai,¹⁴⁴ M. Tsai,¹⁰⁵ A. Tsiamis,¹⁵¹ P. V. Tsiareshka,³⁷ S. Tsigaridas,^{155a} A. Tsirigotis,^{151,ab} V. Tsiskaridze,¹⁴⁴ E. G. Tskhadadze,^{148a} M. Tsopoulou,¹⁵¹ Y. Tsujikawa,⁸⁶ I. I. Tsukerman,³⁷ V. Tsulaia,^{17a} S. Tsuno,⁸² O. Tsur,¹⁴⁹ D. Tsybychev,¹⁴⁴ Y. Tu,^{64b} A. Tudorache,^{27b} V. Tudorache,^{27b} A. N. Tuna,³⁶ S. Turchikhin,³⁸ I. Turk Cakir,^{3a} R. Turra,^{70a} P. M. Tuts,⁴¹ S. Tzamarias,¹⁵¹ P. Tzanis,¹⁰ E. Tzovara,⁹⁹ K. Uchida,¹⁵² F. Ukegawa,¹⁵⁶ P. A. Ulloa Poblete,^{136c} G. Unal,³⁶ M. Unal,¹¹ A. Undrus,²⁹ G. Unel,¹⁵⁸ K. Uno,¹⁵² J. Urban,^{28b} P. Urquijo,¹⁰⁴ G. Usai,⁸ R. Ushioda,¹⁵³ M. Usman,¹⁰⁷ Z. Uysal,^{21b} V. Vacek,¹³¹ B. Vachon,¹⁰³ K. O. H. Vadla,¹²⁴ T. Vafeiadis,³⁶ C. Valderanis,¹⁰⁸ E. Valdes Santurio,^{47a,47b} M. Valente,^{155a} S. Valentini,^{23b,23a} A. Valero,¹⁶¹ A. Vallier,¹⁰¹ J. A. Valls Ferrer,¹⁶¹ T. R. Van Daalen,¹³⁷ P. Van Gemmeren,⁶ S. Van Stroud,⁹⁵ I. Van Vulpen,¹¹³ M. Vanadia,^{75a,75b} W. Vandelli,³⁶ M. Vandenbroucke,¹³⁴ E. R. Vandewall,¹²⁰ D. Vannicola,¹⁵⁰ L. Vannoli,^{57b,57a} R. Vari,^{74a} E. W. Varnes,⁷ C. Varni,^{17a} T. Varol,¹⁴⁷ D. Varouchas,⁶⁶ L. Varriale,¹⁶¹ K. E. Varvell,¹⁴⁶ M. E. Vasile,^{27b} L. Vaslin,⁴⁰ G. A. Vasquez,¹⁶³ F. Vazeille,⁴⁰ T. Vazquez Schroeder,³⁶ J. Veatch,³¹ V. Vecchio,¹⁰⁰ M. J. Veen,¹¹³ I. Veliscek,¹²⁵ L. M. Veloce,¹⁵⁴ F. Veloso,^{129a,129c} S. Veneziano,^{74a} A. Ventura,^{69a,69b} A. Verbitskiy,¹⁰⁹ M. Verducci,^{73a,73b} C. Vergis,²⁴ M. Verissimo De Araujo,^{81b} W. Verkerke,¹¹³ J. C. Vermeulen,¹¹³ C. Vernieri,¹⁴² P. J. Verschuuren,⁹⁴ M. Vessella,¹⁰² M. L. Vesterbacka,¹¹⁶ M. C. Vetterli,^{141,d} A. Vgenopoulos,¹⁵¹ N. Viaux Maira,^{136f} T. Vickey,¹³⁸ O. E. Vickey Boeriu,¹³⁸ G. H. A. Viehhauser,¹²⁵ L. Vigani,^{63b} M. Villa,^{23b,23a} M. Villaplana Perez,¹⁶¹ E. M. Villhauer,⁵² E. Vilucchi,⁵³ M. G. Vinciter,³⁴ G. S. Virdee,²⁰ A. Vishwakarma,⁵² C. Vittori,^{23b,23a} I. Vivarelli,¹⁴⁵ V. Vladimirov,¹⁶⁵ E. Voevodina,¹⁰⁹ F. Vogel,¹⁰⁸ P. Vokac,¹³¹ J. Von Ahnen,⁴⁸ E. Von Toerne,²⁴ B. Vormwald,³⁶ V. Vorobel,¹³² K. Vorobev,³⁷ M. Vos,¹⁶¹ J. H. Vosseveld,⁹¹ M. Vozak,¹¹³ L. Vozdecky,⁹³ N. Vranjes,¹⁵ M. Vranjes Milosavljevic,¹⁵ M. Vreeswijk,¹¹³ R. Vuillermet,³⁶ O. Vujanovic,⁹⁹ I. Vukotic,³⁹ S. Wada,¹⁵⁶ C. Wagner,¹⁰² W. Wagner,¹⁶⁹ S. Wahdan,¹⁶⁹ H. Wahlberg,⁸⁹ R. Wakasa,¹⁵⁶ M. Wakida,¹¹⁰ V. M. Walbrecht,¹⁰⁹ J. Walder,¹³³ R. Walker,¹⁰⁸ W. Walkowiak,¹⁴⁰ A. M. Wang,⁶¹ A. Z. Wang,¹⁶⁸ C. Wang,^{62a} C. Wang,^{62c} H. Wang,^{17a} J. Wang,^{64a} P. Wang,⁴⁴ R.-J. Wang,⁹⁹ R. Wang,⁶¹ R. Wang,⁶ S. M. Wang,¹⁴⁷ S. Wang,^{62b} T. Wang,^{62a} W. T. Wang,⁷⁹ W. X. Wang,^{62a} X. Wang,^{14c} X. Wang,¹⁶⁰ X. Wang,^{62c} Y. Wang,^{62d} Y. Wang,^{14c} Z. Wang,¹⁰⁵ Z. Wang,^{62d,51,62c} Z. Wang,¹⁰⁵ A. Warburton,¹⁰³ R. J. Ward,²⁰ N. Warrack,⁵⁹ A. T. Watson,²⁰ M. F. Watson,²⁰ G. Watts,¹³⁷ B. M. Waugh,⁹⁵ A. F. Webb,¹¹ C. Weber,²⁹ M. S. Weber,¹⁹ S. A. Weber,³⁴ S. M. Weber,^{63a} C. Wei,^{62a} Y. Wei,¹²⁵ A. R. Weidberg,¹²⁵ J. Weingarten,⁴⁹ M. Weirich,⁹⁹ C. Weiser,⁵⁴ C. J. Wells,⁴⁸ T. Wenaus,²⁹ B. Wendland,⁴⁹ T. Wengler,³⁶ N. S. Wenke,¹⁰⁹ N. Wermes,²⁴ M. Wessels,^{63a} K. Whalen,¹²² A. M. Wharton,⁹⁰ A. S. White,⁶¹ A. White,⁸ M. J. White,¹ D. Whiteson,¹⁵⁸ L. Wickremasinghe,¹²³ W. Wiedenmann,¹⁶⁸ C. Wiel,⁵⁰ M. Wielers,¹³³ N. Wieseotte,⁹⁹ C. Wiglesworth,⁴² L. A. M. Wiik-Fuchs,⁵⁴ D. J. Wilbern,¹¹⁹ H. G. Wilkens,³⁶ D. M. Williams,⁴¹ H. H. Williams,¹²⁷ S. Williams,³² S. Willocq,¹⁰² P. J. Windischhofer,¹²⁵ F. Winklmeier,¹²² B. T. Winter,⁵⁴ M. Wittgen,¹⁴² M. Wobisch,⁹⁶ A. Wolf,⁹⁹ R. Wölker,¹²⁵ J. Wollrath,¹⁵⁸ M. W. Wolter,⁸⁵ H. Wolters,^{129a,129c} V. W. S. Wong,¹⁶² A. F. Wongel,⁴⁸ S. D. Worm,⁴⁸ B. K. Wosiek,⁸⁵ K. W. Woźniak,⁸⁵ K. Wraight,⁵⁹ J. Wu,^{14a,14d} M. Wu,^{64a} S. L. Wu,¹⁶⁸ X. Wu,⁵⁶ Y. Wu,^{62a} Z. Wu,^{134,62a} J. Wuerzinger,¹²⁵ T. R. Wyatt,¹⁰⁰ B. M. Wynne,⁵² S. Xella,⁴² L. Xia,^{14c} M. Xia,^{14b} J. Xiang,^{64c} X. Xiao,¹⁰⁵ M. Xie,^{62a} X. Xie,^{62a} J. Xiong,^{17a} I. Xiotidis,¹⁴⁵ D. Xu,^{14a} H. Xu,^{62a} H. Xu,^{62a} L. Xu,^{62a} R. Xu,¹²⁷ T. Xu,¹⁰⁵ W. Xu,¹⁰⁵ Y. Xu,^{14b} Z. Xu,^{62b} Z. Xu,¹⁴² B. Yabsley,¹⁴⁶ S. Yacoob,^{33a} N. Yamaguchi,⁸⁸ Y. Yamaguchi,¹⁵³ H. Yamauchi,¹⁵⁶ T. Yamazaki,^{17a} Y. Yamazaki,⁸³ J. Yan,^{62c} S. Yan,¹²⁵ Z. Yan,²⁵ H. J. Yang,^{62c,62d} H. T. Yang,^{17a} S. Yang,^{62a} T. Yang,^{64c} X. Yang,^{62a} X. Yang,^{14a} Y. Yang,⁴⁴ Z. Yang,^{62a,105} W.-M. Yao,^{17a} Y. C. Yap,⁴⁸ H. Ye,^{14c} J. Ye,⁴⁴ S. Ye,²⁹ X. Ye,^{62a} I. Yeletsikh,³⁸ M. R. Yexley,⁹⁰ P. Yin,⁴¹ K. Yorita,¹⁶⁶ C. J. S. Young,⁵⁴ C. Young,¹⁴² M. Yuan,¹⁰⁵ R. Yuan,^{62b,ah} L. Yue,⁹⁵ X. Yue,^{63a} M. Zaazoua,^{35e} B. Zabinski,⁸⁵ E. Zaid,⁵² T. Zakareishvili,^{148b} N. Zakharchuk,³⁴ S. Zambito,⁵⁶ J. Zang,¹⁵² D. Zanzi,⁵⁴ O. Zaplatilek,¹³¹ S. V. Zeißner,⁴⁹ C. Zeitnitz,¹⁶⁹ J. C. Zeng,¹⁶⁰ D. T. Zenger, Jr.,²⁶ O. Zenin,³⁷ T. Ženiš,^{28a} S. Zenz,⁹³ S. Zerradi,^{35a} D. Zerwas,⁶⁶ B. Zhang,^{14c} D. F. Zhang,¹³⁸ G. Zhang,^{14b} J. Zhang,⁶ K. Zhang,^{14a,14d} L. Zhang,^{14c} R. Zhang,¹⁶⁸ S. Zhang,¹⁰⁵ T. Zhang,¹⁵² X. Zhang,^{62c} X. Zhang,^{62b} Z. Zhang,^{17a} Z. Zhang,⁶⁶ H. Zhao,¹³⁷ P. Zhao,⁵¹ T. Zhao,^{62b} Y. Zhao,¹³⁵ Z. Zhao,^{62a} A. Zhemchugov,³⁸ Z. Zheng,¹⁴² D. Zhong,¹⁶⁰ B. Zhou,¹⁰⁵ C. Zhou,¹⁶⁸ H. Zhou,⁷ N. Zhou,^{62c} Y. Zhou,⁷ C. G. Zhu,^{62b} C. Zhu,^{14a,14d} H. L. Zhu,^{62a} H. Zhu,^{14a} J. Zhu,¹⁰⁵ Y. Zhu,^{62a} X. Zhuang,^{14a} K. Zhukov,³⁷ V. Zhulanov,³⁷ N. I. Zimine,³⁸ J. Zinsser,^{63b} M. Ziolkowski,¹⁴⁰ L. Živković,¹⁵ A. Zoccoli,^{23b,23a} K. Zoch,⁵⁶ T. G. Zorbas,¹³⁸ O. Zormpa,⁴⁶ W. Zou,⁴¹ and L. Zwalinski,³⁶

(ATLAS Collaboration)

- ¹*Department of Physics, University of Adelaide, Adelaide, Australia*
- ²*Department of Physics, University of Alberta, Edmonton AB, Canada*
- ^{3a}*Department of Physics, Ankara University, Ankara, Türkiye*
- ^{3b}*Division of Physics, TOBB University of Economics and Technology, Ankara, Türkiye*
- ⁴*LAPP, Univ. Savoie Mont Blanc, CNRS/IN2P3, Annecy, France*
- ⁵*APC, Université Paris Cité, CNRS/IN2P3, Paris, France*
- ⁶*High Energy Physics Division, Argonne National Laboratory, Argonne IL, USA*
- ⁷*Department of Physics, University of Arizona, Tucson AZ, USA*
- ⁸*Department of Physics, University of Texas at Arlington, Arlington TX, USA*
- ⁹*Physics Department, National and Kapodistrian University of Athens, Athens, Greece*
- ¹⁰*Physics Department, National Technical University of Athens, Zografou, Greece*
- ¹¹*Department of Physics, University of Texas at Austin, Austin TX, USA*
- ¹²*Institute of Physics, Azerbaijan Academy of Sciences, Baku, Azerbaijan*
- ¹³*Institut de Física d'Altes Energies (IFAE), Barcelona Institute of Science and Technology, Barcelona, Spain*
- ^{14a}*Institute of High Energy Physics, Chinese Academy of Sciences, Beijing, China*
- ^{14b}*Physics Department, Tsinghua University, Beijing, China*
- ^{14c}*Department of Physics, Nanjing University, Nanjing, China*
- ^{14d}*University of Chinese Academy of Science (UCAS), Beijing, China*
- ¹⁵*Institute of Physics, University of Belgrade, Belgrade, Serbia*
- ¹⁶*Department for Physics and Technology, University of Bergen, Bergen, Norway*
- ^{17a}*Physics Division, Lawrence Berkeley National Laboratory, Berkeley CA, USA*
- ^{17b}*University of California, Berkeley CA, USA*
- ¹⁸*Institut für Physik, Humboldt Universität zu Berlin, Berlin, Germany*
- ¹⁹*Albert Einstein Center for Fundamental Physics and Laboratory for High Energy Physics, University of Bern, Bern, Switzerland*
- ²⁰*School of Physics and Astronomy, University of Birmingham, Birmingham, United Kingdom*
- ^{21a}*Department of Physics, Bogazici University, Istanbul, Türkiye*
- ^{21b}*Department of Physics Engineering, Gaziantep University, Gaziantep, Türkiye*
- ^{21c}*Department of Physics, Istanbul University, Istanbul, Türkiye*
- ^{21d}*Istinye University, Sariyer, Istanbul, Türkiye*
- ^{22a}*Facultad de Ciencias y Centro de Investigaciones, Universidad Antonio Nariño, Bogotá, Colombia*
- ^{22b}*Departamento de Física, Universidad Nacional de Colombia, Bogotá, Colombia*
- ^{23a}*Dipartimento di Fisica e Astronomia A. Righi, Università di Bologna, Bologna, Italy*
- ^{23b}*INFN Sezione di Bologna, Italy*
- ²⁴*Physikalisches Institut, Universität Bonn, Bonn, Germany*
- ²⁵*Department of Physics, Boston University, Boston MA, USA*
- ²⁶*Department of Physics, Brandeis University, Waltham MA, USA*
- ^{27a}*Transilvania University of Brasov, Brasov, Romania*
- ^{27b}*Horia Hulubei National Institute of Physics and Nuclear Engineering, Bucharest, Romania*
- ^{27c}*Department of Physics, Alexandru Ioan Cuza University of Iasi, Iasi, Romania*
- ^{27d}*National Institute for Research and Development of Isotopic and Molecular Technologies, Physics Department, Cluj-Napoca, Romania*
- ^{27e}*University Politehnica Bucharest, Bucharest, Romania*
- ^{27f}*West University in Timisoara, Timisoara, Romania*
- ^{28a}*Faculty of Mathematics, Physics and Informatics, Comenius University, Bratislava, Slovak Republic*
- ^{28b}*Department of Subnuclear Physics, Institute of Experimental Physics of the Slovak Academy of Sciences, Kosice, Slovak Republic*
- ²⁹*Physics Department, Brookhaven National Laboratory, Upton NY, USA*
- ³⁰*Universidad de Buenos Aires, Facultad de Ciencias Exactas y Naturales, Departamento de Física, y CONICET, Instituto de Física de Buenos Aires (IFIBA), Buenos Aires, Argentina*
- ³¹*California State University, CA, USA*
- ³²*Cavendish Laboratory, University of Cambridge, Cambridge, United Kingdom*
- ^{33a}*Department of Physics, University of Cape Town, Cape Town, South Africa*
- ^{33b}*iThemba Labs, Western Cape, South Africa*
- ^{33c}*Department of Mechanical Engineering Science, University of Johannesburg, Johannesburg, South Africa*
- ^{33d}*National Institute of Physics, University of the Philippines Diliman (Philippines), South Africa*
- ^{33e}*University of South Africa, Department of Physics, Pretoria, South Africa*
- ^{33f}*University of Zululand, KwaDlangezwa, South Africa*
- ^{33g}*School of Physics, University of the Witwatersrand, Johannesburg, South Africa*
- ³⁴*Department of Physics, Carleton University, Ottawa ON, Canada*
- ^{35a}*Faculté des Sciences Ain Chock, Réseau Universitaire de Physique des Hautes Energies - Université Hassan II, Casablanca, Morocco*

- ^{35b} *Faculté des Sciences, Université Ibn-Tofail, Kénitra, Morocco*
- ^{35c} *Faculté des Sciences Semlalia, Université Cadi Ayyad, LPHEA-Marrakech, Morocco*
- ^{35d} *LPMR, Faculté des Sciences, Université Mohamed Premier, Oujda, Morocco*
- ^{35e} *Faculté des sciences, Université Mohammed V, Rabat, Morocco*
- ^{35f} *Institute of Applied Physics, Mohammed VI Polytechnic University, Ben Guerir, Morocco*
- ³⁶ *CERN, Geneva, Switzerland*
- ³⁷ *Affiliated with an institute covered by a cooperation agreement with CERN*
- ³⁸ *Affiliated with an international laboratory covered by a cooperation agreement with CERN*
- ³⁹ *Enrico Fermi Institute, University of Chicago, Chicago IL, USA*
- ⁴⁰ *LPC, Université Clermont Auvergne, CNRS/IN2P3, Clermont-Ferrand, France*
- ⁴¹ *Nevis Laboratory, Columbia University, Irvington NY, USA*
- ⁴² *Niels Bohr Institute, University of Copenhagen, Copenhagen, Denmark*
- ^{43a} *Dipartimento di Fisica, Università della Calabria, Rende, Italy*
- ^{43b} *INFN Gruppo Collegato di Cosenza, Laboratori Nazionali di Frascati, Italy*
- ⁴⁴ *Physics Department, Southern Methodist University, Dallas TX, USA*
- ⁴⁵ *Physics Department, University of Texas at Dallas, Richardson TX, USA*
- ⁴⁶ *National Centre for Scientific Research “Demokritos”, Agia Paraskevi, Greece*
- ^{47a} *Department of Physics, Stockholm University, Sweden*
- ^{47b} *Oskar Klein Centre, Stockholm, Sweden*
- ⁴⁸ *Deutsches Elektronen-Synchrotron DESY, Hamburg and Zeuthen, Germany*
- ⁴⁹ *Fakultät Physik, Technische Universität Dortmund, Dortmund, Germany*
- ⁵⁰ *Institut für Kern- und Teilchenphysik, Technische Universität Dresden, Dresden, Germany*
- ⁵¹ *Department of Physics, Duke University, Durham NC, USA*
- ⁵² *SUPA - School of Physics and Astronomy, University of Edinburgh, Edinburgh, United Kingdom*
- ⁵³ *INFN e Laboratori Nazionali di Frascati, Frascati, Italy*
- ⁵⁴ *Physikalisches Institut, Albert-Ludwigs-Universität Freiburg, Freiburg, Germany*
- ⁵⁵ *II. Physikalisches Institut, Georg-August-Universität Göttingen, Göttingen, Germany*
- ⁵⁶ *Département de Physique Nucléaire et Corpusculaire, Université de Genève, Genève, Switzerland*
- ^{57a} *Dipartimento di Fisica, Università di Genova, Genova, Italy*
- ^{57b} *INFN Sezione di Genova, Italy*
- ⁵⁸ *II. Physikalisches Institut, Justus-Liebig-Universität Giessen, Giessen, Germany*
- ⁵⁹ *SUPA - School of Physics and Astronomy, University of Glasgow, Glasgow, United Kingdom*
- ⁶⁰ *LPSC, Université Grenoble Alpes, CNRS/IN2P3, Grenoble INP, Grenoble, France*
- ⁶¹ *Laboratory for Particle Physics and Cosmology, Harvard University, Cambridge MA, USA*
- ^{62a} *Department of Modern Physics and State Key Laboratory of Particle Detection and Electronics, University of Science and Technology of China, Hefei, China*
- ^{62b} *Institute of Frontier and Interdisciplinary Science and Key Laboratory of Particle Physics and Particle Irradiation (MOE), Shandong University, Qingdao, China*
- ^{62c} *School of Physics and Astronomy, Shanghai Jiao Tong University, Key Laboratory for Particle Astrophysics and Cosmology (MOE), SKLPPC, Shanghai, China*
- ^{62d} *Tsung-Dao Lee Institute, Shanghai, China*
- ^{63a} *Kirchhoff-Institut für Physik, Ruprecht-Karls-Universität Heidelberg, Heidelberg, Germany*
- ^{63b} *Physikalisches Institut, Ruprecht-Karls-Universität Heidelberg, Heidelberg, Germany*
- ^{64a} *Department of Physics, Chinese University of Hong Kong, Shatin, N.T., Hong Kong, China*
- ^{64b} *Department of Physics, University of Hong Kong, Hong Kong, China*
- ^{64c} *Department of Physics and Institute for Advanced Study, Hong Kong University of Science and Technology, Clear Water Bay, Kowloon, Hong Kong, China*
- ⁶⁵ *Department of Physics, National Tsing Hua University, Hsinchu, Taiwan*
- ⁶⁶ *IJCLab, Université Paris-Saclay, CNRS/IN2P3, 91405, Orsay, France*
- ⁶⁷ *Department of Physics, Indiana University, Bloomington IN, USA*
- ^{68a} *INFN Gruppo Collegato di Udine, Sezione di Trieste, Udine, Italy*
- ^{68b} *ICTP, Trieste, Italy*
- ^{68c} *Dipartimento Politecnico di Ingegneria e Architettura, Università di Udine, Udine, Italy*
- ^{69a} *INFN Sezione di Lecce, Italy*
- ^{69b} *Dipartimento di Matematica e Fisica, Università del Salento, Lecce, Italy*
- ^{70a} *INFN Sezione di Milano, Italy*
- ^{70b} *Dipartimento di Fisica, Università di Milano, Milano, Italy*
- ^{71a} *INFN Sezione di Napoli, Italy*
- ^{71b} *Dipartimento di Fisica, Università di Napoli, Napoli, Italy*

- ^{72a}INFN Sezione di Pavia, Italy
^{72b}Dipartimento di Fisica, Università di Pavia, Pavia, Italy
^{73a}INFN Sezione di Pisa, Italy
^{73b}Dipartimento di Fisica E. Fermi, Università di Pisa, Pisa, Italy
^{74a}INFN Sezione di Roma, Italy
^{74b}Dipartimento di Fisica, Sapienza Università di Roma, Roma, Italy
^{75a}INFN Sezione di Roma Tor Vergata, Italy
^{75b}Dipartimento di Fisica, Università di Roma Tor Vergata, Roma, Italy
^{76a}INFN Sezione di Roma Tre, Italy
^{76b}Dipartimento di Matematica e Fisica, Università Roma Tre, Roma, Italy
^{77a}INFN-TIFPA, Italy
^{77b}Università degli Studi di Trento, Trento, Italy
⁷⁸Universität Innsbruck, Department of Astro and Particle Physics, Innsbruck, Austria
⁷⁹University of Iowa, Iowa City IA, USA
⁸⁰Department of Physics and Astronomy, Iowa State University, Ames IA, USA
^{81a}Departamento de Engenharia Elétrica, Universidade Federal de Juiz de Fora (UFJF), Juiz de Fora, Brazil
^{81b}Universidade Federal do Rio De Janeiro COPPE/EE/IF, Rio de Janeiro, Brazil
^{81c}Instituto de Física, Universidade de São Paulo, São Paulo, Brazil
^{81d}Rio de Janeiro State University, Rio de Janeiro, Brazil
⁸²KEK, High Energy Accelerator Research Organization, Tsukuba, Japan
⁸³Graduate School of Science, Kobe University, Kobe, Japan
^{84a}AGH University of Science and Technology, Faculty of Physics and Applied Computer Science, Krakow, Poland
^{84b}Marian Smoluchowski Institute of Physics, Jagiellonian University, Krakow, Poland
⁸⁵Institute of Nuclear Physics Polish Academy of Sciences, Krakow, Poland
⁸⁶Faculty of Science, Kyoto University, Kyoto, Japan
⁸⁷Kyoto University of Education, Kyoto, Japan
⁸⁸Research Center for Advanced Particle Physics and Department of Physics, Kyushu University, Fukuoka, Japan
⁸⁹Instituto de Física La Plata, Universidad Nacional de La Plata and CONICET, La Plata, Argentina
⁹⁰Physics Department, Lancaster University, Lancaster, United Kingdom
⁹¹Oliver Lodge Laboratory, University of Liverpool, Liverpool, United Kingdom
⁹²Department of Experimental Particle Physics, Jožef Stefan Institute and Department of Physics, University of Ljubljana, Ljubljana, Slovenia
⁹³School of Physics and Astronomy, Queen Mary University of London, London, United Kingdom
⁹⁴Department of Physics, Royal Holloway University of London, Egham, United Kingdom
⁹⁵Department of Physics and Astronomy, University College London, London, United Kingdom
⁹⁶Louisiana Tech University, Ruston LA, USA
⁹⁷Fysiska institutionen, Lunds universitet, Lund, Sweden
⁹⁸Departamento de Física Teórica C-15 and CIAFF, Universidad Autónoma de Madrid, Madrid, Spain
⁹⁹Institut für Physik, Universität Mainz, Mainz, Germany
¹⁰⁰School of Physics and Astronomy, University of Manchester, Manchester, United Kingdom
¹⁰¹CPPM, Aix-Marseille Université, CNRS/IN2P3, Marseille, France
¹⁰²Department of Physics, University of Massachusetts, Amherst MA, USA
¹⁰³Department of Physics, McGill University, Montreal QC, Canada
¹⁰⁴School of Physics, University of Melbourne, Victoria, Australia
¹⁰⁵Department of Physics, University of Michigan, Ann Arbor MI, USA
¹⁰⁶Department of Physics and Astronomy, Michigan State University, East Lansing MI, USA
¹⁰⁷Group of Particle Physics, University of Montreal, Montreal QC, Canada
¹⁰⁸Fakultät für Physik, Ludwig-Maximilians-Universität München, München, Germany
¹⁰⁹Max-Planck-Institut für Physik (Werner-Heisenberg-Institut), München, Germany
¹¹⁰Graduate School of Science and Kobayashi-Maskawa Institute, Nagoya University, Nagoya, Japan
¹¹¹Department of Physics and Astronomy, University of New Mexico, Albuquerque NM, USA
¹¹²Institute for Mathematics, Astrophysics and Particle Physics, Radboud University/Nikhef, Nijmegen, Netherlands
¹¹³Nikhef National Institute for Subatomic Physics and University of Amsterdam, Amsterdam, Netherlands
¹¹⁴Department of Physics, Northern Illinois University, DeKalb IL, USA
^{115a}New York University Abu Dhabi, Abu Dhabi, United Arab Emirates
^{115b}United Arab Emirates University, Al Ain, United Arab Emirates
^{115c}University of Sharjah, Sharjah, United Arab Emirates
¹¹⁶Department of Physics, New York University, New York NY, USA
¹¹⁷Ochanomizu University, Otsuka, Bunkyo-ku, Tokyo, Japan
¹¹⁸Ohio State University, Columbus OH, USA

- ¹¹⁹Homer L. Dodge *Department of Physics and Astronomy, University of Oklahoma, Norman OK, USA*
¹²⁰*Department of Physics, Oklahoma State University, Stillwater OK, USA*
¹²¹Palacký University, Joint Laboratory of Optics, Olomouc, Czech Republic
¹²²Institute for Fundamental Science, University of Oregon, Eugene, OR, USA
¹²³Graduate School of Science, Osaka University, Osaka, Japan
¹²⁴Department of Physics, University of Oslo, Oslo, Norway
¹²⁵Department of Physics, Oxford University, Oxford, United Kingdom
¹²⁶LPNHE, Sorbonne Université, Université Paris Cité, CNRS/IN2P3, Paris, France
¹²⁷Department of Physics, University of Pennsylvania, Philadelphia PA, USA
¹²⁸Department of Physics and Astronomy, University of Pittsburgh, Pittsburgh PA, USA
^{129a}Laboratório de Instrumentação e Física Experimental de Partículas - LIP, Lisboa, Portugal
^{129b}Departamento de Física, Faculdade de Ciências, Universidade de Lisboa, Lisboa, Portugal
^{129c}Departamento de Física, Universidade de Coimbra, Coimbra, Portugal
^{129d}Centro de Física Nuclear da Universidade de Lisboa, Lisboa, Portugal
^{129e}Departamento de Física, Universidade do Minho, Braga, Portugal
^{129f}Departamento de Física Teórica y del Cosmos, Universidad de Granada, Granada (Spain), Portugal
^{129g}Instituto Superior Técnico, Universidade de Lisboa, Lisboa, Portugal
¹³⁰Institute of Physics of the Czech Academy of Sciences, Prague, Czech Republic
¹³¹Czech Technical University in Prague, Prague, Czech Republic
¹³²Charles University, Faculty of Mathematics and Physics, Prague, Czech Republic
¹³³Particle Physics Department, Rutherford Appleton Laboratory, Didcot, United Kingdom
¹³⁴IRFU, CEA, Université Paris-Saclay, Gif-sur-Yvette, France
¹³⁵Santa Cruz Institute for Particle Physics, University of California Santa Cruz, Santa Cruz CA, USA
^{136a}Departamento de Física, Pontificia Universidad Católica de Chile, Santiago, Chile
^{136b}Millennium Institute for Subatomic physics at high energy frontier (SAPHIR), Santiago, Chile
^{136c}Instituto de Investigación Multidisciplinario en Ciencia y Tecnología, y Departamento de Física, Universidad de La Serena, Chile
^{136d}Universidad Andres Bello, Department of Physics, Santiago, Chile
^{136e}Instituto de Alta Investigación, Universidad de Tarapacá, Arica, Chile
^{136f}Departamento de Física, Universidad Técnica Federico Santa María, Valparaíso, Chile
¹³⁷Department of Physics, University of Washington, Seattle WA, USA
¹³⁸Department of Physics and Astronomy, University of Sheffield, Sheffield, United Kingdom
¹³⁹Department of Physics, Shinshu University, Nagano, Japan
¹⁴⁰Department Physik, Universität Siegen, Siegen, Germany
¹⁴¹Department of Physics, Simon Fraser University, Burnaby BC, Canada
¹⁴²SLAC National Accelerator Laboratory, Stanford CA, USA
¹⁴³Department of Physics, Royal Institute of Technology, Stockholm, Sweden
¹⁴⁴Departments of Physics and Astronomy, Stony Brook University, Stony Brook NY, USA
¹⁴⁵Department of Physics and Astronomy, University of Sussex, Brighton, United Kingdom
¹⁴⁶School of Physics, University of Sydney, Sydney, Australia
¹⁴⁷Institute of Physics, Academia Sinica, Taipei, Taiwan
^{148a}E. Andronikashvili Institute of Physics, Iv. Javakishvili Tbilisi State University, Tbilisi, Georgia
^{148b}High Energy Physics Institute, Tbilisi State University, Tbilisi, Georgia
^{148c}University of Georgia, Tbilisi, Georgia
¹⁴⁹Department of Physics, Technion, Israel Institute of Technology, Haifa, Israel
¹⁵⁰Raymond and Beverly Sackler School of Physics and Astronomy, Tel Aviv University, Tel Aviv, Israel
¹⁵¹Department of Physics, Aristotle University of Thessaloniki, Thessaloniki, Greece
¹⁵²International Center for Elementary Particle Physics and Department of Physics, University of Tokyo, Tokyo, Japan
¹⁵³Department of Physics, Tokyo Institute of Technology, Tokyo, Japan
¹⁵⁴Department of Physics, University of Toronto, Toronto ON, Canada
^{155a}TRIUMF, Vancouver BC, Canada
^{155b}Department of Physics and Astronomy, York University, Toronto ON, Canada
¹⁵⁶Division of Physics and Tomonaga Center for the History of the Universe, Faculty of Pure and Applied Sciences, University of Tsukuba, Tsukuba, Japan
¹⁵⁷Department of Physics and Astronomy, Tufts University, Medford MA, USA
¹⁵⁸Department of Physics and Astronomy, University of California Irvine, Irvine CA, USA
¹⁵⁹Department of Physics and Astronomy, University of Uppsala, Uppsala, Sweden
¹⁶⁰Department of Physics, University of Illinois, Urbana IL, USA
¹⁶¹Instituto de Física Corpuscular (IFIC), Centro Mixto Universidad de Valencia - CSIC, Valencia, Spain
¹⁶²Department of Physics, University of British Columbia, Vancouver BC, Canada

¹⁶³*Department of Physics and Astronomy, University of Victoria, Victoria BC, Canada*

¹⁶⁴*Fakultät für Physik und Astronomie, Julius-Maximilians-Universität Würzburg, Würzburg, Germany*

¹⁶⁵*Department of Physics, University of Warwick, Coventry, United Kingdom*

¹⁶⁶*Waseda University, Tokyo, Japan*

¹⁶⁷*Department of Particle Physics and Astrophysics, Weizmann Institute of Science, Rehovot, Israel*

¹⁶⁸*Department of Physics, University of Wisconsin, Madison WI, USA*

¹⁶⁹*Fakultät für Mathematik und Naturwissenschaften, Fachgruppe Physik, Bergische Universität Wuppertal, Wuppertal, Germany*

¹⁷⁰*Department of Physics, Yale University, New Haven CT, USA*

^aAlso at Department of Physics, King's College London, London, United Kingdom.

^bAlso at Institute of Physics, Azerbaijan Academy of Sciences, Baku, Azerbaijan.

^cAlso at Lawrence Livermore National Laboratory, Livermore, USA.

^dAlso at TRIUMF, Vancouver BC, Canada.

^eAlso at Department of Physics, University of Thessaly, Greece.

^fAlso at Physics Department, An-Najah National University, Nablus, Palestine.

^gAlso at Department of Physics, University of Fribourg, Fribourg, Switzerland.

^hAlso at University of Colorado Boulder, Department of Physics, Colorado, USA.

ⁱAlso at Department of Physics and Astronomy, University of Louisville, Louisville, KY, USA.

^jDeceased.

^kAlso at Department of Physics, Westmont College, Santa Barbara, USA.

^lAlso at Departament de Física de la Universitat Autònoma de Barcelona, Barcelona, Spain.

^mAlso Affiliated with an institute covered by a cooperation agreement with CERN.

ⁿAlso at The Collaborative Innovation Center of Quantum Matter (CICQM), Beijing, China.

^oAlso at Department of Physics, Ben Gurion University of the Negev, Beer Sheva, Israel.

^pAlso at Università di Napoli Parthenope, Napoli, Italy.

^qAlso at Institute of Particle Physics (IPP), Canada.

^rAlso at Bruno Kessler Foundation, Trento, Italy.

^sAlso at Borough of Manhattan Community College, City University of New York, New York NY, USA.

^tAlso at Department of Financial and Management Engineering, University of the Aegean, Chios, Greece.

^uAlso at Centro Studi e Ricerche Enrico Fermi, Italy.

^vAlso at Department of Physics, California State University, East Bay, USA.

^wAlso at Institutio Catalana de Recerca i Estudis Avancats, ICREA, Barcelona, Spain.

^xAlso at University of Chinese Academy of Sciences (UCAS), Beijing, China.

^yAlso at Yeditepe University, Physics Department, Istanbul, Türkiye.

^zAlso at Institute of Theoretical Physics, Ilia State University, Tbilisi, Georgia.

^{aa}Also at CERN, Geneva, Switzerland.

^{ab}Also at Hellenic Open University, Patras, Greece.

^{ac}Also at Center for High Energy Physics, Peking University, China.

^{ad}Also at The City College of New York, New York NY, USA.

^{ae}Also at Department of Physics, California State University, Sacramento, USA.

^{af}Also at Département de Physique Nucléaire et Corpusculaire, Université de Genève, Genève, Switzerland.

^{ag}Also at Institut für Experimentalphysik, Universität Hamburg, Hamburg, Germany.

^{ah}Also at Department of Physics and Astronomy, Michigan State University, East Lansing MI, USA.