

c.1



Lawrence Berkeley Laboratory

UNIVERSITY OF CALIFORNIA

Engineering & Technical Services Division


RECEIVED
LAWRENCE
BERKELEY LABORATORY

OCT 8 1980

LIBRARY AND
DOCUMENTS SECTION

For Reference

Not to be taken from this room



LBID-271
c.1

DISCLAIMER

This document was prepared as an account of work sponsored by the United States Government. While this document is believed to contain correct information, neither the United States Government nor any agency thereof, nor the Regents of the University of California, nor any of their employees, makes any warranty, express or implied, or assumes any legal responsibility for the accuracy, completeness, or usefulness of any information, apparatus, product, or process disclosed, or represents that its use would not infringe privately owned rights. Reference herein to any specific commercial product, process, or service by its trade name, trademark, manufacturer, or otherwise, does not necessarily constitute or imply its endorsement, recommendation, or favoring by the United States Government or any agency thereof, or the Regents of the University of California. The views and opinions of authors expressed herein do not necessarily state or reflect those of the United States Government or any agency thereof or the Regents of the University of California.

LAWRENCE BERKELEY LABORATORY - UNIVERSITY OF CALIFORNIA		CODE	SERIAL	PAGE
ENGINEERING NOTE		BW 7811	M5572	1 OF 11
AUTHOR	DEPARTMENT	LOCATION	DATE	
E. FONG	ME.	BERK	8-26-80	

PROGRAM - PROJECT - JOB

BEVATRON VACUUM IMPROVEMENT

QUADRANT, $6\frac{2}{3}^\circ$ QUAD, TRANSITION, WEST TANGENT $\frac{1}{2}$ SPECIAL SECTIONS

TITLE

SLIP AND INTERMEDIATE BEAM STOCK

THIS NOTE LISTS THE PULTRUDED BEAM STOCK FOR STANDARD QUAD 10° SECTIONS, $6\frac{2}{3}^\circ$ QUAD SECTION, 7 STANDARD TRANSITION SECTIONS, 1 SPECIAL TRANSITION SECTION, WEST TANGENT SECTION $\frac{1}{2}$ 2 SPECIAL $11\frac{2}{3}^\circ$ QUAD SECTIONS AS SHOWN ON PAGE 3.

ITEM NO. SEE PGS	STOCK FOR	SEE PGS FOR REF	DWG NO.	NO. REQD	MATERIAL DESCRIPTION
1	33 EA. STD 10° QUADRANT SECTIONS	4	20B1353-1	132	$\frac{1}{2}$ " x 2" x 44.000
			20B1343-1	132	$\frac{1}{2}$ " x $2\frac{1}{4}$ " x 44.200
			20B1353-2	132	$\frac{1}{2}$ " x 2" x 46.580
			20B1343-2	132	$\frac{1}{2}$ " x $2\frac{1}{4}$ " x 46.780
			20B1353-3	330	$\frac{1}{2}$ " x 2" x 47.720
2	1 EA $6\frac{2}{3}^\circ$ QUADRANT SECTION	5	20B1353-1	2	$\frac{1}{2}$ " x 2" x 44.000
			20B1343-1	4	$\frac{1}{2}$ " x $2\frac{1}{4}$ " x 44.200
			20B1353-2	2	$\frac{1}{2}$ " x 2" x 46.580
			20B1343-2	4	$\frac{1}{2}$ " x $2\frac{1}{4}$ " x 46.780
			20B1353-3	8	$\frac{1}{2}$ " x 2" x 47.720
3	4 EA STD TRANSITION SECTIONS 3 EA. PROBE TRANSITION SECTIONS	6 & 7	20B1353-1	14	$\frac{1}{2}$ " x 2" x 44.000
			20B1343-1	28	$\frac{1}{2}$ " x $2\frac{1}{4}$ " x 44.200
			20B1353-2	14	$\frac{1}{2}$ " x 2" x 46.580
			20B1343-2	28	$\frac{1}{2}$ " x $2\frac{1}{4}$ " x 46.780
			20B1353-3	42	$\frac{1}{2}$ " x 2" x 47.720
4	1 EA WEST TANGENT SECTION	8	20B1353-4	6	$\frac{1}{2}$ " x 2" x 60.000
			20B1343-3	4	$\frac{1}{2}$ " x $2\frac{1}{4}$ " x 60.000
			20B1353-4	6	$\frac{1}{2}$ " x 2" x 60.000
			20B1343-3	4	$\frac{1}{2}$ " x $2\frac{1}{4}$ " x 60.000
			20B1353-4	16	$\frac{1}{2}$ " x 2" x 60.000
5	2 EA SPECIAL QUADRANT SECTIONS	9	20B1353-4	12	$\frac{1}{2}$ " x 2" x 60.000
			20B1343-3	8	$\frac{1}{2}$ " x $2\frac{1}{4}$ " x 60.000
			20B1353-4	12	$\frac{1}{2}$ " x 2" x 60.000
			20B1343-3	8	$\frac{1}{2}$ " x $2\frac{1}{4}$ " x 60.000
			20B1353-4	32	$\frac{1}{2}$ " x 2" x 60.000

ENGINEERING NOTE

CODE
BW 7811

SERIAL
M 5572

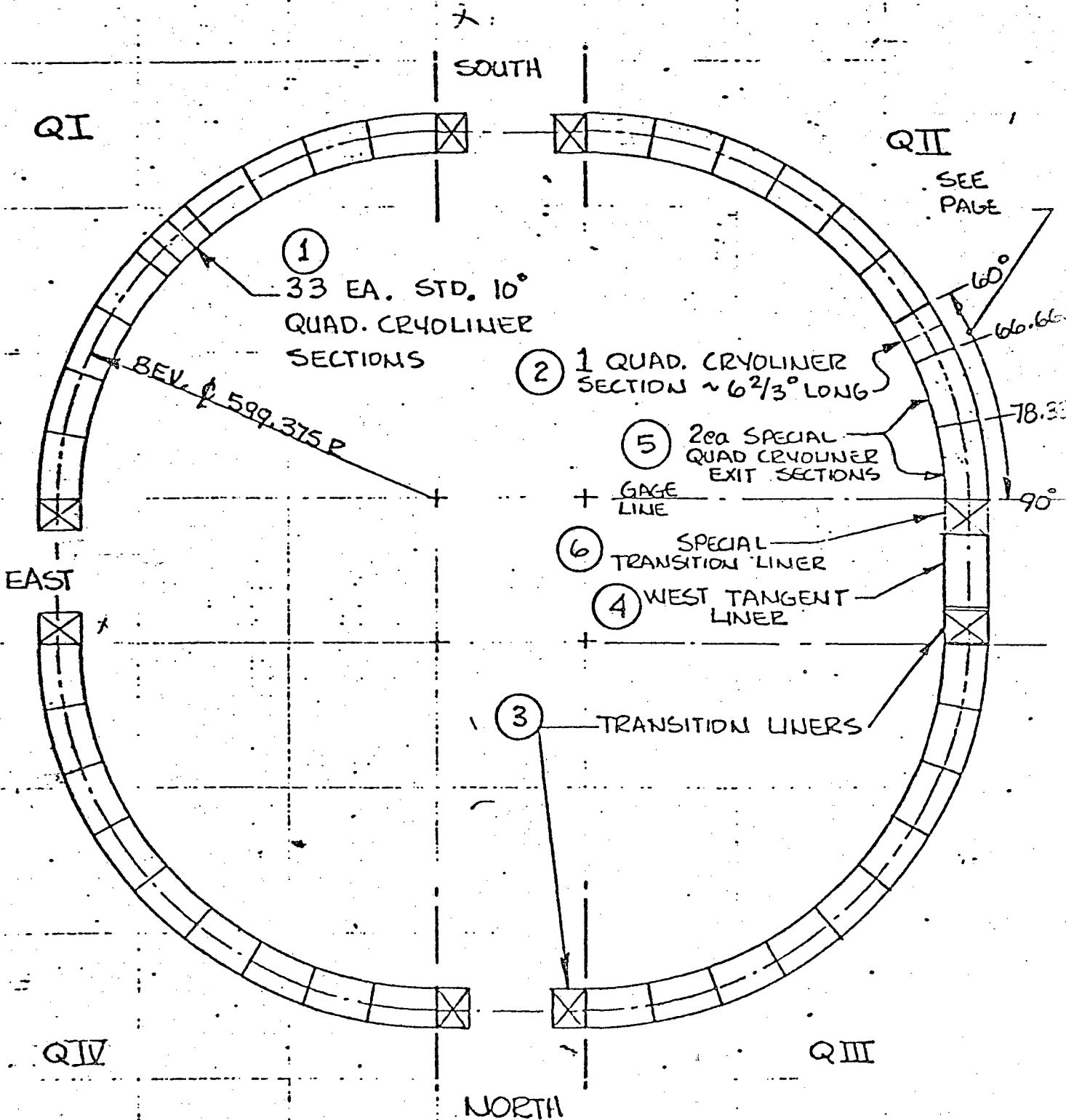
PAGE
3 OF 11

AUTHOR
T. HENDERSON

DEPARTMENT
ME.

LOCATION
BERK

DATE
27 Aug 80



ENGINEERING NOTE

BW7811

M 5572

4 of 11

AUTHOR

E FONG

DEPARTMENT

ME

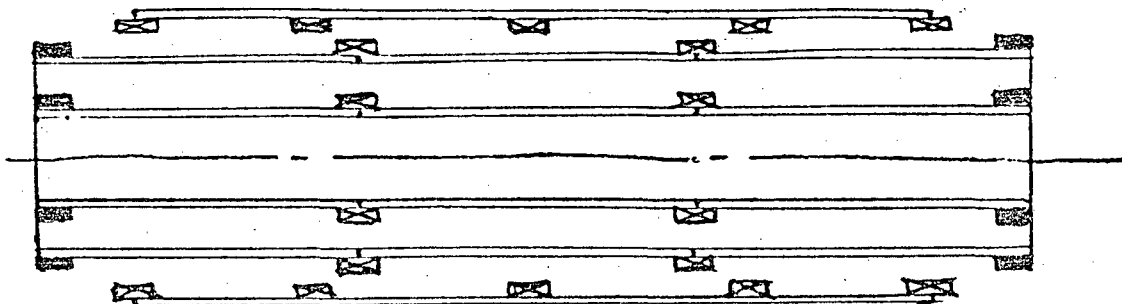
LOCATION






BERK

DATE

26 AUG 80

① STANDARD QUADRANT LINERS (10°)
(33 REQ'D)



BOX	NAME	PART N.O.	NO. REQ'D	MATERIAL LENGTH
HELIUM	 BEAM - TOP & BOT. - INTERM.	20B1353-1	4	1/2" x 2" x 44.000
	 BEAM - TOP & BOT. SLIP	20B1343-1	4	1/2" x 2 1/4" x 44.200
LN	 BEAM - TOP & BOT. - INTERM.	20B1353-2	4	1/2" x 2" x 46.580
	 BEAM - TOP & BOT. SLIP	20B1343-2	4	1/2" x 2 1/4" x 46.780
RT	 BEAM - INTERM. & END	20B1353-3	10	1/2" x 2" x 47.720

ENGINEERING NOTE

CODE

BW 7811

SERIAL

M 5572

PAGE

5 OF 11

AUTHOR

E. FONG

DEPARTMENT

ME

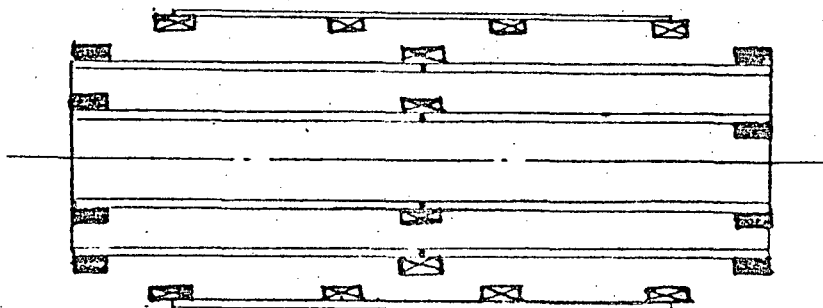
LOCATION






BERK

DATE

26 Aug 80

② $6\frac{2}{3}$ QUADRANT LINER
(1 EA. REQ'D)



BOX	NAME	PART NO.	NO. REQ'D	MATERIAL LENGTH
HELIUM	 BEAM - TOP & BOT. - INTERM.	20B1353-1	2	$\frac{1}{2}$ " x 2" x 44.000
	 BEAM - TOP & BOT. - SLIP	20B1343-1	4	$\frac{1}{2}$ " x $2\frac{1}{4}$ " x 44.200
LN	 BEAM - TOP & BOT. - INTERM.	20B1353-2	2	$\frac{1}{2}$ " x 2" x 46.580
	 BEAM - TOP & BOT. - SLIP	20B1343-2	4	$\frac{1}{2}$ " x $2\frac{1}{4}$ " x 46.780
RT	 BEAM - INTERM. & END	20B1353-3	8	$\frac{1}{2}$ " x 2" x 47.720

ENGINEERING NOTE

CODE

BW 7811

SERIAL

M 5572

PAGE

6 of 11

AUTHOR

E. FONG

DEPARTMENT

ME

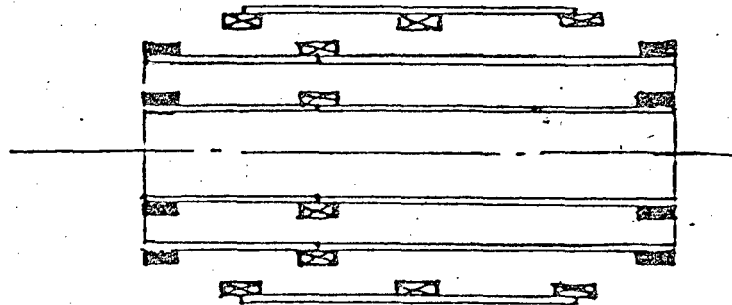
LOCATION

BERK.

DATE

26 AUG 80

③ TRANSITION LINERS
STANDARD LINER
(4 EA. REQUIRED)



BOX	NAME	PART NO	NO. REQ'D	MATERIAL LENGTH
HELIUM	<input checked="" type="checkbox"/> BEAM-TOP & BOT. INTERM.	20B1353-1	2	1/2" x 2" x 44.000
	<input checked="" type="checkbox"/> BEAM-TOP & BOT. - SLIP	20B1343-1	4	1/2" x 2 1/4" x 44.200
LN	<input checked="" type="checkbox"/> BEAM-TOP & BOT - INTERM.	20B1353-2	2	1/2" x 2" x 46.580
	<input checked="" type="checkbox"/> BEAM-TOP & BOT. - SLIP	20B1343-2	4	1/2" x 2 1/4" x 46.780
RT	<input checked="" type="checkbox"/> BEAM - INTERM & END	20B1353-3	6	1/2" x 2" x 47.720

ENGINEERING NOTE

CODE

BW7811

SERIAL

M 5572

PAGE

7 of 11

AUTHOR

E. FONG

DEPARTMENT

ME

LOCATION

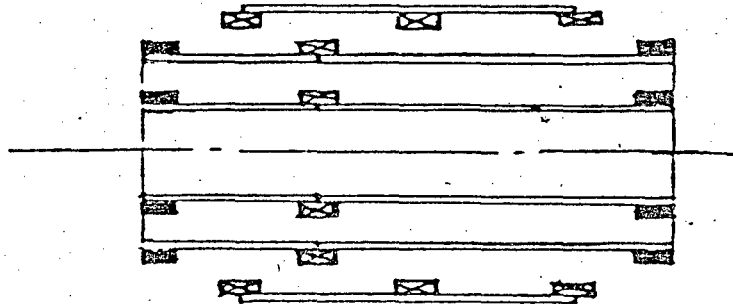
BERK.

DATE

26 AUG 80

③ TRANSITION LINERS (CONT'D)

PROBE LINER
(3 EA. REQUIRED)



BOX	NAME	PART NO	NO. REQ'D	MATERIAL LENGTH
HELIUM	<input checked="" type="checkbox"/> BEAM-TOP & BOT. INTERM.	20B1353-1	2	1/2" x 2" x 44.000
	<input checked="" type="checkbox"/> BEAM-TOP & BOT. - SLIP	20B1343-1	4	1/2" x 2 1/4" x 44.200
LN	<input checked="" type="checkbox"/> BEAM-TOP & BOT. INTERM.	20B1353-2	2	1/2" x 2" x 46.580
	<input checked="" type="checkbox"/> BEAM-TOP & BOT. - SLIP	20B1343-2	4	1/2" x 2 1/4" x 46.780
RT	<input checked="" type="checkbox"/> BEAM-INTERM & END	20B1353-3	6	1/2" x 2" x 47.720

ENGINEERING NOTE

BW 7811

M 5572

8 of 11

AUTHOR

DEPARTMENT

LOCATION

DATE

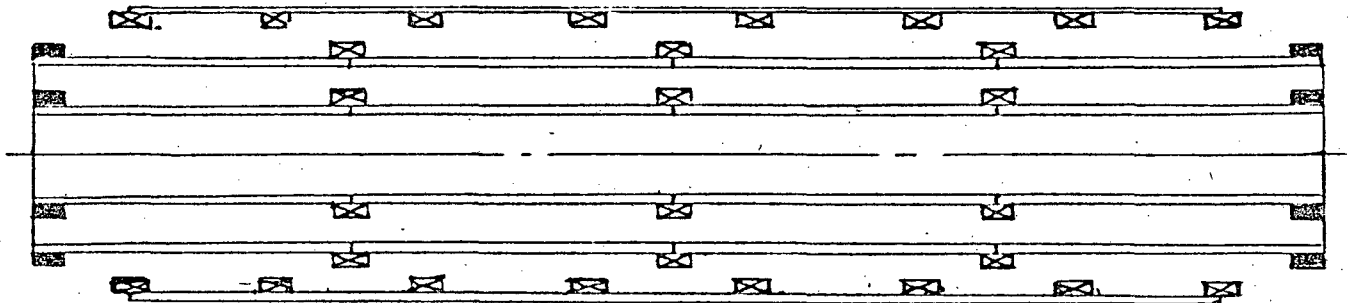
E FONG






ME

BERK.

26 AUG 80

④ WEST TANGENT LINER
(1 EA REQ'D)



BOX	NAME	PART NO.	NO. REQ'D.	MATERIAL LENGTH
HELIUM	 BEAM-TOP & BOT.-INTERM.	20B1353-4	6	1/2" x 2" x 60.000
	 BEAM-TOP & BOT.-SLIP	20B1343-3	4	1/2" x 2 1/4" x 60.000
LN	 BEAM-TOP & BOT.-INTERM.	20B1353-4	6	1/2" x 2" x 60.000
	 BEAM-TOP & BOT.-SLIP	20B1343-3	4	1/2" x 2 1/4" x 60.000
RT	 BEAM-INTERM. & END	20B1353-4	16	1/2" x 2" x 60.000

ENGINEERING NOTE

BW 7811

M5572

9 of 11

AUTHOR

E FONG

DEPARTMENT

ME

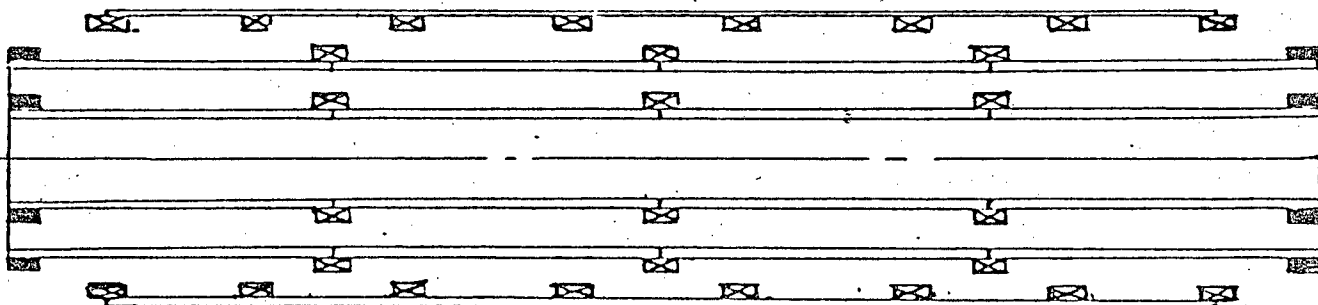
LOCATION

BERK.

DATE

26 AUG 80

⑤ SPECIAL QUADRANT LINERS ($11\frac{2}{3}^\circ$)
(2 EA REQ'D)



BOX	NAME	PART NO.	NO. REQ'D.	MATERIAL LENGTH
HELIUM	☒ BEAM-TOP & BOT.-INTERM.	20B1353-4	6	$\frac{1}{2}$ " x 2" x 60.000
	☒ BEAM-TOP & BOT.-SLIP	20B1343-3	4	$\frac{1}{2}$ " x 2 $\frac{1}{4}$ " x 60.000
LN	☒ BEAM-TOP & BOT.-INTERM.	20B1353-4	6	$\frac{1}{2}$ " x 2" x 60.000
	☒ BEAM-TOP & BOT.-SLIP	20B1343-3	4	$\frac{1}{2}$ " x 2 $\frac{1}{4}$ " x 60.000
RT	☒ BEAM-INTERM. & END	20B1353-4	16	$\frac{1}{2}$ " x 2" x 60.000

ENGINEERING NOTE

CODE

BW 7811

SERIAL

M 5572

PAGE

10 OF 11

AUTHOR

E. FONG

DEPARTMENT

ME

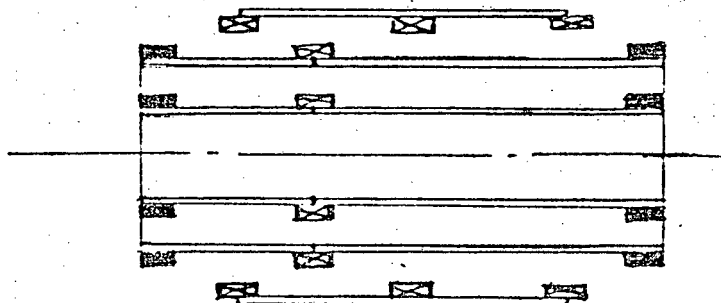
LOCATION

BERK.

DATE

26 AUG 80

⑥ TRANSITION LINERS (CONT'D)

SPECIAL LINER
(1 EA. REQUIRED)

BOX	NAME	PART NO	NO. REQ'D	MATERIAL LENGTH
HELIUM	<input checked="" type="checkbox"/> BEAM-TOP & BOT. INTERM.	20B1353-4	2	1/2" x 2" x 60.000
	<input checked="" type="checkbox"/> BEAM-TOP & BOT. - SLIP	20B1343-3	4	1/2" x 2 1/4" x 60.000
LN	<input checked="" type="checkbox"/> BEAM-TOP & BOT. INTERM.	20B1353-4	2	1/2" x 2" x 60.000
	<input checked="" type="checkbox"/> BEAM-TOP & BOT. - SLIP	20B1343-3	4	1/2" x 2 1/4" x 60.000
RT	<input checked="" type="checkbox"/> BEAM-INTERM & END	20B1353-4	6	1/2" x 2" x 60.000

ENGINEERING NOTE

BW 7811

M 5572

11 OF 11

AUTHOR

DEPARTMENT

LOCATION

DATE

E. FONG

M. E

BERK

27 Aug 80

APPROX. COST OF MATERIAL

$$\frac{1}{2}'' \times 2\frac{1}{4}'' \text{ STOCK} \times 1600.37 \text{ FT.} @ \$1.88/\text{FT}$$

$$= \$3008.70$$

$$\frac{1}{2}'' \times 2'' \text{ STOCK} \times 3421.21 \text{ FT} @ \$1.92/\text{FT}$$

$$= \$6568.73$$

$$\text{GRANDMOTHER MOLD COST} = 2 \$3000.00$$

3009.00

6569.00

TOTAL\$12,578.00

This report was done with support from the Department of Energy. Any conclusions or opinions expressed in this report represent solely those of the author(s) and not necessarily those of The Regents of the University of California, the Lawrence Berkeley Laboratory or the Department of Energy.

Reference to a company or product name does not imply approval or recommendation of the product by the University of California or the U.S. Department of Energy to the exclusion of others that may be suitable.

TECHNICAL INFORMATION DEPARTMENT
LAWRENCE BERKELEY LABORATORY
UNIVERSITY OF CALIFORNIA
BERKELEY, CALIFORNIA 94720