

**UCLA**  
**Contemporary Music Score Collection**

**Title**

Temporal Anamorphosis #1

**Permalink**

<https://escholarship.org/uc/item/3mr56960>

**Author**

Vlaev, Vladimir

**Publication Date**

2024-09-03

**Supplemental Material**

<https://escholarship.org/uc/item/3mr56960#supplemental>

# **TEMPORAL ANAMORPHOSIS #01**

**for  
an ensemble of improvisers**


**Vladimir Vlaev**

**2023**

## Performance Notes

The piece may be performed by any number of performers.

▼ indicates the starting point for the entire ensemble. There are two possible starting points - one above the **left** section and one above the **right** section of page 1. Time runs vertically. One symbol (within a circle or not) on a row is played by everyone, if not stated otherwise (solo, duo, trio) and multiple symbols on the same row within a section sound simultaneously. Paths follow the arrows, as a performer chooses individually which path to follow, whenever more than one arrow points out of a symbol (circle). Change to the next step (next row of symbols / circles) happen **simultaneously** on a cue given by a member of the ensemble. The tempi and the dynamics at each step are individually chosen by each performer. Once the ensemble reaches the bottom of the first section (left or right) on page 1, it has two choices - either to go to the central section or to page 2. This is communicated by a member of the ensemble calling: “**center**” or any of the letters of page 2 (**A, E, I, O, U**). The same situation occurs at the bottom of each section on page 1. Hypothetically, a possible performance may never reach page 2, if performers always choose to follow paths (arrows) which keep them on page 1 and that is completely fine. Once the ensemble reaches the bottom of a (any) section on page 1 and decides to follow a path which leads to page 2, a member of the ensemble calls a letter of a section on page 2 to be entered. Whenever the ensemble reaches the \* symbol at the bottom of a (any) section on page 2, any other section on page 2 or page 1 may be chosen and called except the one just played. Any \* symbol at the bottom of pages 1 and 2 could indicate the end of the piece unless else is communicated between the performers.




— repeat sign — keep playing whatever is in the circle until a cue is given in order to pass on the next row.

**Empty circle means (repeat) silence!**



— explosion — play loud sound, chord, multiphonic, cluster (sharp attack and fast decay — not longer then 2-3 sec.)

**Important:** when a single symbol on a row (which applies to everyone) has to be played, play it on a cue, on time / **simultaneously** with the others!



— play extremely short sounds within the entire range of your instrument. Play big jumps, avoid scales and arpeggios.



— play sounds connected with each other (legato), avoid playing scales and arpeggios



— play sequence of very fast sounds, avoid scales and arpeggios.



— repeat irregularly the same sound



— play glissandos up and down continuously within various ranges



— play a sound with a certain amount of noise



— play a continuous sustained chord / multiphonics.

Avoid playing conventional tonal chords



— play flutter-tonguing / tremolo



— play trill between any two sounds



— play continuous sound



— play sequence of highest possible sounds of your instrument



— play free, the sounds you love



— you are the bravest and the fastest reacting one, give a cue when done



— form an ensemble instantaneously, give a cue when done in order to



pass on the next row



— make some noise



— mirror / imitate one of your partners

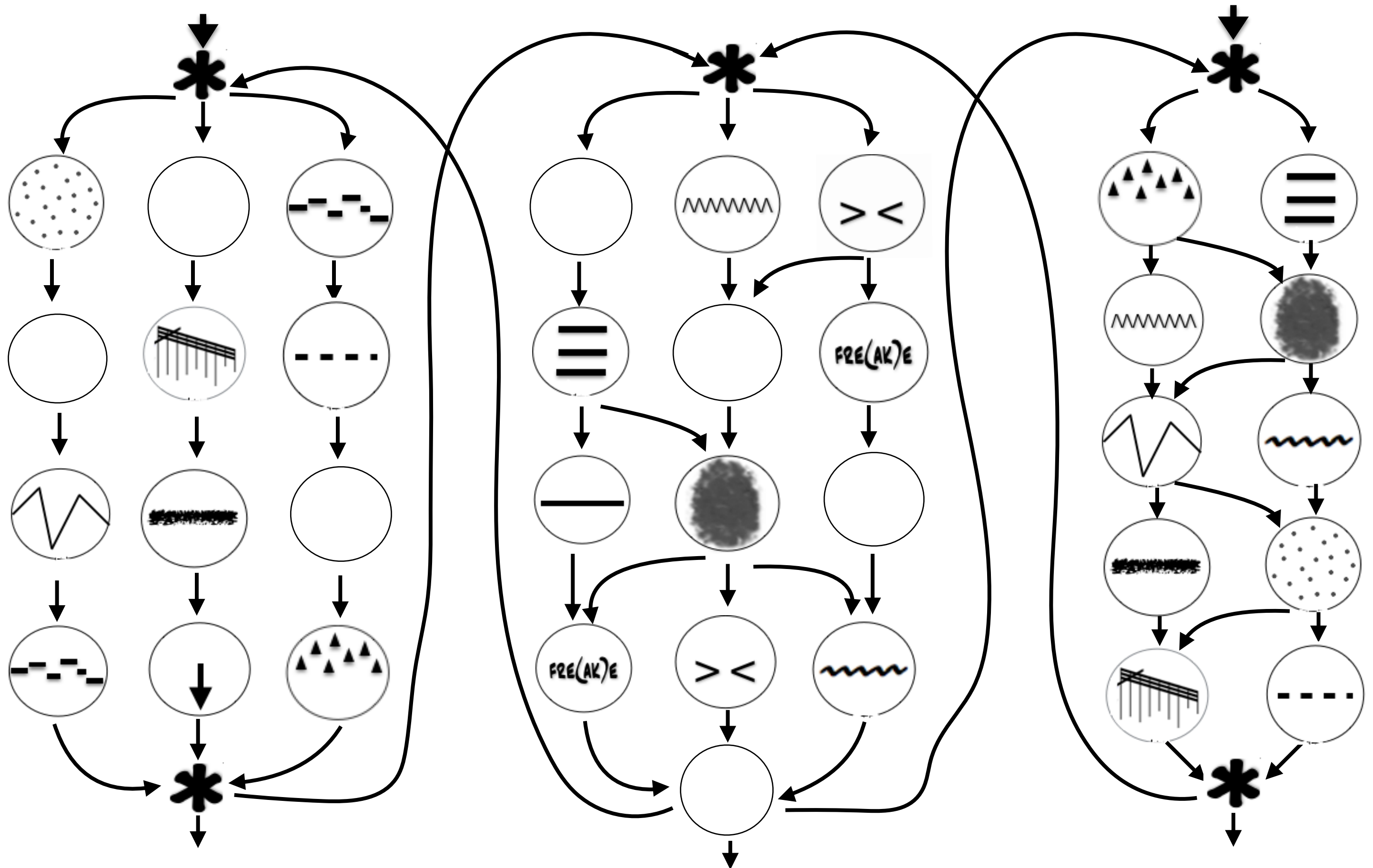


— play the lowest possible sound on your instrument

1

# TEMPORAL ANAMORPHOSIS #01

for an ensemble of improvisers



2

E

O

A

I

U

DUO

T210

SOLO

SOLO

FRE(AK)E

≡

\*

▧

><

⏈

•••••

><

⏈

SOLO

≡

○

○

- - -

><

- - -

—

- - -

SOLO

\*

⏈

- - -

⏈

⏈

↓

▧

○

○

T210

▧

⏈

▲▲▲▲

><

FRE(AK)E

○

▧

FRE(AK)E

⏈

▲▲▲▲

↓

•••••

SOLO

—

≡

- - -

↓

•••••

><

▧

FRE(AK)E

⏈

><

▧

\*

\*

\*

\*

\*