

UC Riverside

UC Riverside Previously Published Works

Title

Measurement of the inclusive 3-jet production differential cross section in proton-proton collisions at 7 TeV and determination of the strong coupling constant in the TeV range.

Permalink

<https://escholarship.org/uc/item/3pv8v1gk>

Journal

The European physical journal. C, Particles and fields, 75(5)

ISSN

1434-6044

Authors

Khachatryan, V
Sirunyan, AM
Tumasyan, A
[et al.](#)

Publication Date

2015

DOI

10.1140/epjc/s10052-015-3376-y

Peer reviewed

Measurement of the inclusive 3-jet production differential cross section in proton–proton collisions at 7 TeV and determination of the strong coupling constant in the TeV range

CMS Collaboration*

CERN, 1211 Geneva 23, Switzerland

Received: 4 December 2014 / Accepted: 27 March 2015 / Published online: 1 May 2015

© CERN for the benefit of the CMS collaboration 2015. This article is published with open access at Springerlink.com

Abstract This paper presents a measurement of the inclusive 3-jet production differential cross section at a proton–proton centre-of-mass energy of 7 TeV using data corresponding to an integrated luminosity of 5 fb^{-1} collected with the CMS detector. The analysis is based on the three jets with the highest transverse momenta. The cross section is measured as a function of the invariant mass of the three jets in a range of 445–3270 GeV and in two bins of the maximum rapidity of the jets up to a value of 2. A comparison between the measurement and the prediction from perturbative QCD at next-to-leading order is performed. Within uncertainties, data and theory are in agreement. The sensitivity of the observable to the strong coupling constant α_S is studied. A fit to all data points with 3-jet masses larger than 664 GeV gives a value of the strong coupling constant of $\alpha_S(M_Z) = 0.1171 \pm 0.0013$ (exp) $^{+0.0073}_{-0.0047}$ (theo).

1 Introduction

A key characteristic of highly energetic proton–proton collisions at the LHC is the abundant production of multijet events. At high transverse momenta p_T , such events are described by quantum chromodynamics (QCD) in terms of parton–parton scattering. The simplest jet production process corresponds to a $2 \rightarrow 2$ reaction with the two outgoing partons fragmenting into a pair of jets. Two cross sections, for which the leading-order (LO) predictions in perturbative QCD (pQCD) are proportional to the square of the strong coupling constant, α_S^2 , are conventionally defined: the inclusive single-jet cross section as a function of jet p_T and rapidity y , and the 2-jet production cross section as a function of the 2-jet invariant mass and a rapidity-related kinematic quantity that provides a separation of the phase space into exclusive bins. The ATLAS Collaboration usually characterizes the 2-jet system in terms of the rapidity separation of

the two jets leading in p_T , while CMS employs the larger of the two absolute rapidities of the two jets. Corresponding measurements by the ATLAS and CMS Collaborations can be found in Refs. [1–6].

In this paper, the inclusive 3-jet production differential cross section is measured as a function of the invariant mass m_3 of the three jets leading in p_T and of their maximum rapidity y_{max} , which are defined as follows:

$$m_3^2 = (p_1 + p_2 + p_3)^2$$
$$y_{\text{max}} = \text{sgn}(|\max(y_1, y_2, y_3)| - |\min(y_1, y_2, y_3)|) \cdot \max(|y_1|, |y_2|, |y_3|), \quad (1)$$

where p_i and y_i are the four-momentum and rapidity of the i th jet leading in p_T . Following Ref. [3], y_{max} is defined as a signed quantity such that the double-differential cross section, $d^2\sigma/dm_3 dy_{\text{max}}$, can be written in a way similar to the inclusive jet cross section, $d^2\sigma/dp_T dy$, including a factor of 2 for rapidity bin widths in terms of $|y_{\text{max}}|$ and $|y|$, respectively. The absolute value of y_{max} is equal to the maximum $|y|$ of the jets, denoted $|y|_{\text{max}}$. A previous study of the 3-jet mass spectra was published by the D0 Collaboration [7]. Very recently, ATLAS submitted a 3-jet cross section measurement [8].

For this cross section, the LO process is proportional to α_S^3 and theoretical predictions are available up to next-to-leading order (NLO) [9, 10] making precise comparisons to data possible. The potential impact of this measurement on the parton distribution functions (PDFs) of the proton is studied and the strong coupling constant α_S is extracted. In previous publications by CMS, the value of α_S was determined to $\alpha_S(M_Z) = 0.1148 \pm 0.0014$ (exp) ± 0.0050 (theo) by investigating the ratio of inclusive 3-jet to inclusive 2-jet production, R_{32} [11], and $\alpha_S(M_Z) = 0.1185 \pm 0.0019$ (exp) $^{+0.0060}_{-0.0037}$ (theo) by fitting the inclusive jet cross section [12]. The ratio R_{32} benefits from uncertainty cancellations, but it is only proportional to α_S at LO, leading to a correspondingly high sensitivity to its experimental uncertainties in fits

* e-mail: cms-publication-committee-chair@cern.ch

of $\alpha_S(M_Z)$. The second observable, which is similar to the denominator in R_{32} , is proportional to α_S^2 at LO with a sensitivity to experimental uncertainties reduced by a factor of 1/2, but without uncertainty cancellations. It is interesting to study how fits of α_S to the inclusive 3-jet mass cross section, $d^2\sigma/dm_3 dy_{\max}$, which is a 3-jet observable similar to the numerator of R_{32} , compare to previous results.

The data analyzed in the following were recorded by the CMS detector at the LHC during the 2011 data-taking period at a proton–proton centre-of-mass energy of 7 TeV and correspond to an integrated luminosity of 5.0 fb^{-1} . Jets are clustered by using the infrared- and collinear-safe anti- k_T algorithm [13] as implemented in the FASTJET package [14] with a jet size parameter of $R = 0.7$. A smaller jet size parameter of $R = 0.5$ has been investigated, but was found to describe the data less well. Similarly, in Ref. [15] it is shown that the inclusive jet cross section is better described by NLO theory for $R = 0.7$ than for $R = 0.5$.

Events are studied in which at least three jets are found up to a rapidity of $|y| = 3$ that are above a minimal p_T threshold of 100 GeV. The jet yields are corrected for detector effects resulting in a final measurement phase space of $445 \text{ GeV} \leq m_3 < 3270 \text{ GeV}$ and $|y|_{\max} < 2$. Extension of the analysis to larger values of $|y|_{\max}$ was not feasible with the available trigger paths.

This paper is divided into seven parts. Section 2 presents an overview of the CMS detector and the event reconstruction. Sections 3 and 4 discuss the event selection and present the measurement. Theoretical ingredients are introduced in Sect. 5 and are applied in Sect. 6 to determine $\alpha_S(M_Z)$ from a fit to the measured 3-jet production cross section. Conclusions are presented in Sect. 7.

2 Apparatus and event reconstruction

The central feature of the CMS apparatus is a superconducting solenoid of 6 m internal diameter, providing a magnetic field of 3.8 T. Within the superconducting solenoid volume are a silicon pixel and strip tracker, a lead tungstate crystal electromagnetic calorimeter (ECAL), and a brass and scintillator hadron calorimeter (HCAL), each composed of a barrel and two endcap sections. Muons are measured in gas-ionization detectors embedded in the steel flux-return yoke outside the solenoid. Extensive forward calorimetry complements the coverage provided by the barrel and endcap detectors.

The first level (L1) of the CMS trigger system, composed of custom hardware processors, uses information from the calorimeters and muon detectors to select the most interesting events in a fixed time interval of less than $4 \mu\text{s}$. The high level trigger (HLT) processor farm further decreases the event rate from around 100 kHz to around 400 Hz, before data storage.

The particle-flow algorithm reconstructs and identifies each particle candidate with an optimized combination of all subdetector information [16, 17]. For each event, the reconstructed particle candidates are clustered into hadronic jets by using the anti- k_T algorithm with a jet size parameter of $R = 0.7$. The jet momentum is determined as the vectorial sum of all constituent momenta in this jet, and is found in the simulation to be within 5–10% of the true momentum over the whole p_T spectrum and detector acceptance. An offset correction is applied to take into account the extra energy clustered into jets due to additional proton–proton interactions within the same or neighbouring bunch crossings (pileup). Jet energy corrections are derived from the simulation, and are confirmed with in situ measurements with the energy balance of dijet, photon+jet, and Z+jet events [18, 19]. The jet energy resolution amounts typically to 15% at 10 GeV, 8% at 100 GeV, and 4% at 1 TeV. A more detailed description of the CMS apparatus can be found in Ref. [20].

3 Event selection

The data set used for this analysis contains all events that were triggered by any of the single-jet triggers. A single-jet trigger accepts events if at least one reconstructed jet surpasses a transverse momentum threshold. During the 2011 data-taking period, triggers with eight different thresholds ranging from 60 to 370 GeV were employed. They are listed in Table 1 with the number of events recorded by each trigger and the corresponding turn-on threshold $p_{T,99\%}$, where the trigger is more than 99% efficient.

The different triggers are used to measure the 3-jet mass spectrum in mutually exclusive regions of the phase space, defined in terms of the p_T of the leading jet: the p_T interval covered by a single-jet trigger starts at the corresponding turn-on threshold $p_{T,99\%}$ and ends at the turn-on threshold of the trigger with the next highest threshold. The final 3-jet mass spectrum is obtained by summing the spectra measured with the different triggers while taking trigger prescale factors into account. Apart from the prescaling, the trigger efficiency is more than 99% across the entire mass range studied.

In the inner rapidity region, most single-jet triggers contribute up to 50% of the final event yield, with the exception of the two triggers with the lowest and highest threshold, which contribute up to 80 and 100% respectively, depending on m_3 . In particular, starting at 1100 GeV, the majority of the events are taken from the highest unprescaled trigger. In the outer rapidity region, each jet trigger contributes over a large range of three-jet masses to the measurement. With the exception of the two triggers with the lowest and highest

Table 1 Trigger and turn-on thresholds in leading jet p_T , and the number of events recorded via the single-jet trigger paths used for this measurement

Trigger threshold p_T (GeV)	Turn-on threshold $p_{T,99\%}$ (GeV)	Recorded events
60	85	2 591 154
80	110	1 491 011
110	144	2 574 451
150	192	2 572 083
190	238	3 533 874
240	294	3 629 577
300	355	9 785 529
370	435	3 129 458

thresholds, each trigger contributes around 25 % to the final event yield.

The recorded events are filtered with tracking-based selections [21] to remove interactions between the circulating proton bunches and residual gas particles or the beam collimators. To further reject beam backgrounds and off-centre parasitic bunch crossings, standard vertex selection cuts are applied [21]. To enhance the QCD event purity, events in which the missing transverse energy E_T^{miss} amounts to more than 30 % of the measured total transverse energy are removed. The missing transverse energy is calculated by requiring momentum conservation for the reconstructed particle flow candidates [19].

Jet identification (jet ID) selection criteria [22] are developed to reject pure noise or noise enhanced jets, while keeping more than 99 % of physical jets with transverse momentum above 10 GeV. In contrast to the previous selection criteria, which reject complete events, the jet ID removes only individual jets from the event. The jet ID applied to the particle-flow jets requires that each jet should contain at least two particles, one of which is a charged hadron. In addition, the jet energy fraction carried by neutral hadrons and photons must be less than 90 %. These criteria have an efficiency greater than 99 % for hadronic jets.

4 Measurement and experimental uncertainties

The double-differential 3-jet production cross section is measured as a function of the invariant 3-jet mass m_3 and the maximum rapidity y_{max} of the three jets with the highest transverse momenta in the event:

$$\frac{d^2\sigma}{dm_3 dy_{\text{max}}} = \frac{1}{\epsilon \mathcal{L}} \frac{N}{\Delta m_3 (2\Delta |y|_{\text{max}})}. \quad (2)$$

Here, \mathcal{L} is the integrated luminosity and N is the number of events. The efficiency ϵ is the product of the trigger and event selection efficiencies, and differs from unity by less than one

percent for this jet analysis. Differences in the efficiency with respect to unity are included in a systematic uncertainty. The width of a 3-jet mass bin is based on the 3-jet mass resolution, which is derived from a detector simulation. Starting at $m_3 = 50$ GeV, the bin width increases progressively with m_3 . In addition, the phase space is split into an inner, $|y|_{\text{max}} < 1$, and an outer, $1 \leq |y|_{\text{max}} < 2$, rapidity region. The bin widths in y_{max} are equal to 2. Events with $|y|_{\text{max}} \geq 2$ are rejected.

To remove the impact of detector effects from limited acceptance and finite resolution, the measurement is corrected with the iterative d'Agostini unfolding algorithm [23] with four iterations. Response matrices for the unfolding algorithm are derived from detector simulation by using the two event generators PYTHIA version 6.4.22 [24] with tune Z2 [25] and HERWIG++ version 2.4.2 [26] with the default tune. (The PYTHIA 6 Z2 tune is identical to the Z1 tune described in [25] except that Z2 uses the CTEQ6L PDF while Z1 uses CTEQ5L.) Differences in the unfolding result are used to evaluate the uncertainties related to assumptions in modelling the parton showering [27, 28], hadronization [29–32], and the underlying event [27, 33, 34] in these event generators. Additional uncertainties are determined from an ensemble of Monte Carlo (MC) experiments, where the data input and the response matrix are varied within the limits of their statistical precision before entering the unfolding algorithm. The unfolding result corresponds to the sample mean, while the statistical uncertainty, which is propagated through the unfolding procedure, is given by the sample covariance. The variation of the input data leads to the statistical uncertainty in the unfolded cross section, while the variation of the response matrix is an additional uncertainty inherent in the unfolding technique because of the limited size of simulated samples.

The systematic uncertainty related to the determination of the jet energy scale (JES) is evaluated via 16 independent sources as described in Ref. [3]. The modified prescription for the treatment of correlations as recommended in Ref. [12] is applied. To reduce artifacts caused by trigger turn-ons and prescale weights, the JES uncertainty is propagated to the cross section measurement by employing an ensemble of MC experiments, where the data input is varied within the limits of the systematic uncertainty and where average prescale weights are used.

The luminosity uncertainty, which is fully correlated across all m_3 and y_{max} bins, is estimated to be 2.2 % [35].

Residual jet reconstruction and trigger inefficiencies are accounted for by an additional uncorrelated uncertainty of 1 % as in Ref. [3].

Figure 1 presents an overview of the experimental uncertainties for the 3-jet mass measurement. Over a wide range of 3-jet masses, the JES uncertainty represents the largest contribution. At the edges of the investigated phase space, i.e. in the low and high 3-jet mass regions, statistical and unfold-

ing uncertainties, which are intrinsically linked through the unfolding procedure, become major contributors to the total uncertainty.

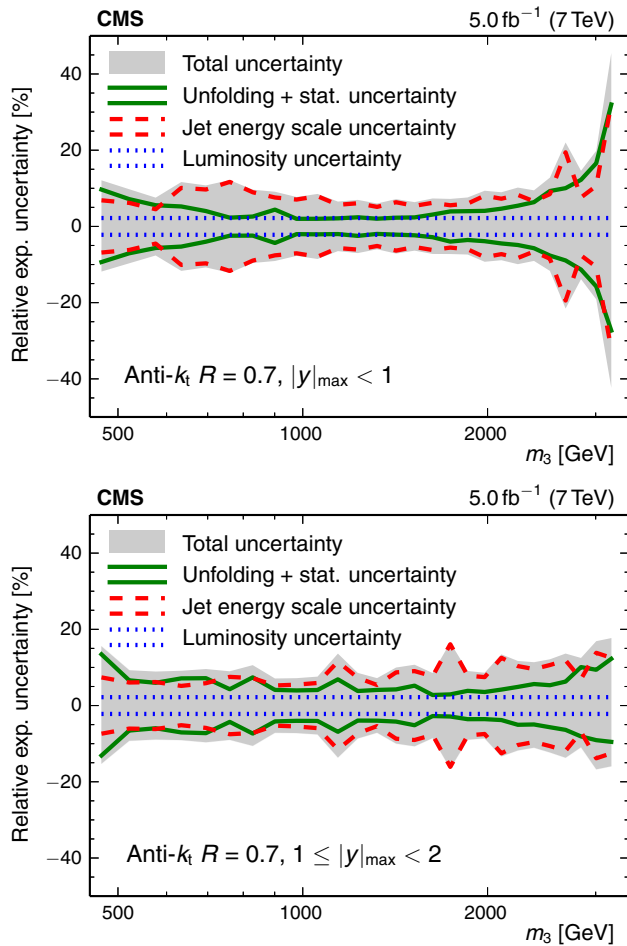


Fig. 1 Overview of the measurement uncertainties in the inner $|y|_{\max} < 1$ (top) and the outer rapidity region $1 \leq |y|_{\max} < 2$ (bottom). All uncertainty components, including the 1% uncorrelated residual uncertainty, are added in quadrature to give the total uncertainty

Table 2 The PDF sets used in comparisons to the data together with the evolution order (Evol.), the corresponding number of active flavours, N_f , the assumed masses M_t and M_Z of the top quark and the Z boson,

Base set	Refs.	Evol.	N_f	M_t (GeV)	M_Z (GeV)	$\alpha_S(M_Z)$	$\alpha_S(M_Z)$ range
ABM11	[39]	NLO	5	180	91.174	0.1180	0.110–0.130
ABM11	[39]	NNLO	5	180	91.174	0.1134	0.104–0.120
CT10	[40]	NLO	≤ 5	172	91.188	0.1180	0.112–0.127
CT10	[40]	NNLO	≤ 5	172	91.188	0.1180	0.110–0.130
HERAPDF1.5	[41]	NLO	≤ 5	180	91.187	0.1176	0.114–0.122
HERAPDF1.5	[41]	NNLO	≤ 5	180	91.187	0.1176	0.114–0.122
MSTW2008	[42,43]	NLO	≤ 5	10^{10}	91.1876	0.1202	0.110–0.130
MSTW2008	[42,43]	NNLO	≤ 5	10^{10}	91.1876	0.1171	0.107–0.127
NNPDF2.1	[44]	NLO	≤ 6	175	91.2	0.1190	0.114–0.124
NNPDF2.1	[44]	NNLO	≤ 6	175	91.2	0.1190	0.114–0.124

5 Theoretical predictions and uncertainties

The theoretical predictions for the 3-jet mass cross sections consist of an NLO QCD calculation and a nonperturbative (NP) correction to account for the underlying event modelled by multiparton interactions (MPI) and for hadronization effects. Electroweak corrections to inclusive and dijet cross sections have been calculated in Ref. [36], where they are found to be limited to a few percent at the highest dijet masses accessible with the CMS data at 7 TeV centre-of-mass energy. For 3-jet quantities these corrections are not known and hence cannot be considered in the present analysis.

The NLO calculations are performed by using the NLO-JET++ program version 4.1.3 [9, 10] within the framework of the FASTNLO package version 2.1 [37]. The partonic events are subjected to the same jet algorithm and phase space selections as the data events, where at least three jets with $|y| \leq 3$ and $p_T > 100$ GeV are required. The number of massless quark flavours, N_f , is set to five. The impact of jet production via massive top-antitop quark pairs is estimated to be negligible. The renormalization and factorization scales, μ_r and μ_f , are identified with $m_3/2$. With this choice, which is identical to the jet p_T in case of dijet events at central rapidity with $m_2/2$ as scale, the NLO corrections to the LO cross sections remain limited between 1.2 and 1.6. The uncertainty in the predicted cross section associated with the renormalization and factorization scale choice is evaluated by varying μ_r and μ_f from the default by the following six combinations: $(\mu_r/(m_3/2), \mu_f/(m_3/2)) = (1/2, 1/2), (1/2, 1), (1, 1/2), (1, 2), (2, 1),$ and $(2, 2)$.

Comparisons to the NLO predictions are performed for five different PDF sets, each with NLO and NNLO PDF evolutions, from the LHAPDF package [38]. They are listed in Table 2 together with the corresponding number of active flavours, N_f , the default values of the strong coupling constant $\alpha_S(M_Z)$, and the ranges in $\alpha_S(M_Z)$ available for fits.

respectively, the default values of $\alpha_S(M_Z)$, and the range in $\alpha_S(M_Z)$ variation available for fits. For CT10 the updated versions of 2012 are taken

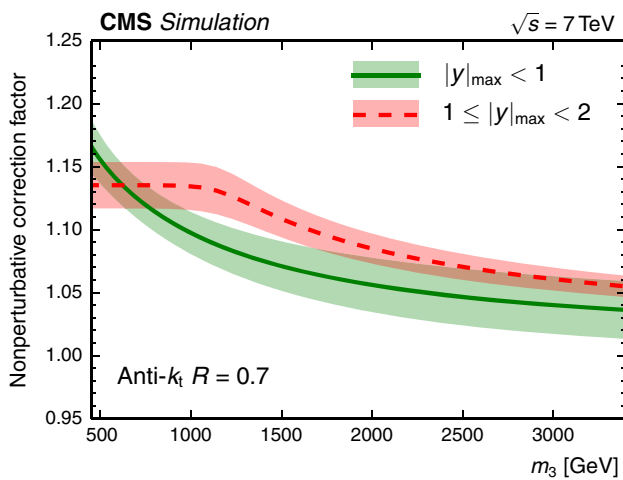


Fig. 2 Overview of the NP correction factors and their uncertainties in the inner $|y|_{\max} < 1$ (solid line) and in the outer rapidity region $1 \leq |y|_{\max} < 2$ (dashed line)

All PDF sets include a maximum of five active flavours N_f except for NNPDF2.1, which has $N_{f,\max} = 6$. Only the ABM11 PDF set employs a fixed-flavour number scheme in contrast to variable-flavour number schemes favoured by all other PDF sets. The PDF uncertainties in the cross section predictions are evaluated according to the prescriptions recommended for the respective PDFs. More details are available in the references listed in Table 2.

For the NP corrections, the multijet-improved MC event generators SHERPA version 1.4.3 [45] and MADGRAPH 5 version 1.5.12 [46] are used to simulate 3-jet events. SHERPA employs a dipole formulation for parton showering [47, 48], a cluster model for hadronization [49], and an MPI model for the underlying event that is based on independent hard processes similar to PYTHIA [33, 45]. In the case of MADGRAPH, the steps of parton showering, hadronization, and multiple parton scatterings come from PYTHIA version 6.4.26 with default settings using the Lund string model for hadronization [29–31] and a multiple-interaction model for the underlying event that is interleaved with the parton shower [27]. The 3-jet mass is determined for a given event before and after the MPI and hadronization phases are performed. This allows the derivation of correction factors, which are applied to the theory prediction at NLO. The correction factor is defined as the mean of the corrections from the two examined event generators and ranges in value from 1.16 for the low mass range to about 1.05 at high 3-jet mass. The systematic uncertainty in the NP correction factors is estimated as plus or minus half of the spread between the two predictions and amounts to roughly $\pm 2\%$. The NP correction factors and their uncertainties are shown in Fig. 2 for both rapidity bins.

An overview of the different theoretical uncertainties is given in Fig. 3.

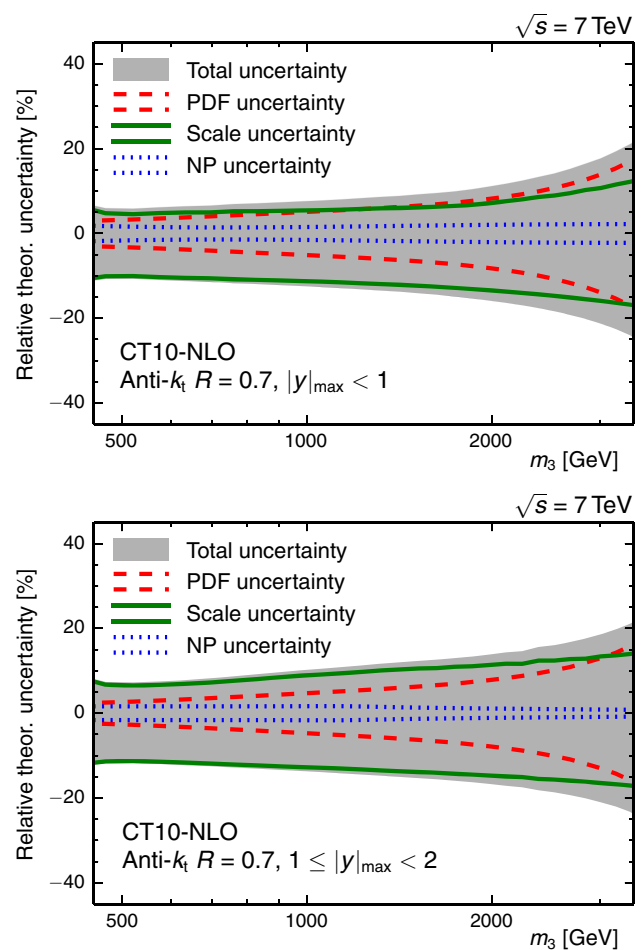


Fig. 3 Overview of the theory uncertainties in the inner $|y|_{\max} < 1$ (top) and in the outer rapidity region $1 \leq |y|_{\max} < 2$ (bottom) for the CT10 PDF set with NLO PDF evolution

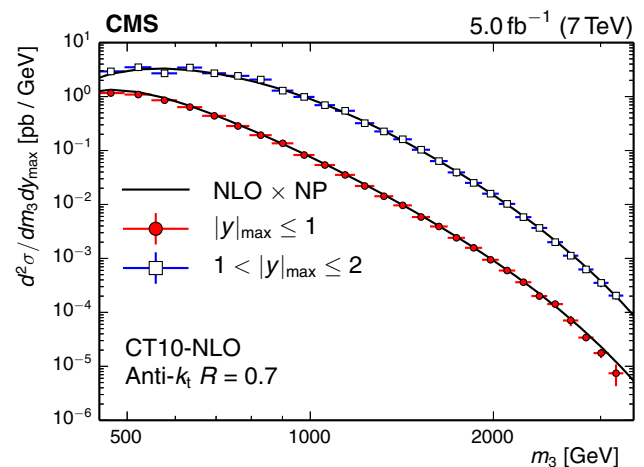


Fig. 4 Comparison of the measured 3-jet mass cross section with the theory prediction for the two regions in $|y|_{\max}$. This prediction is based on an NLO 3-jet calculation, which employs the CT10-NLO PDF set and is corrected for nonperturbative effects. The vertical error bars represent the total experimental uncertainty, while the horizontal error bars indicate the bin widths

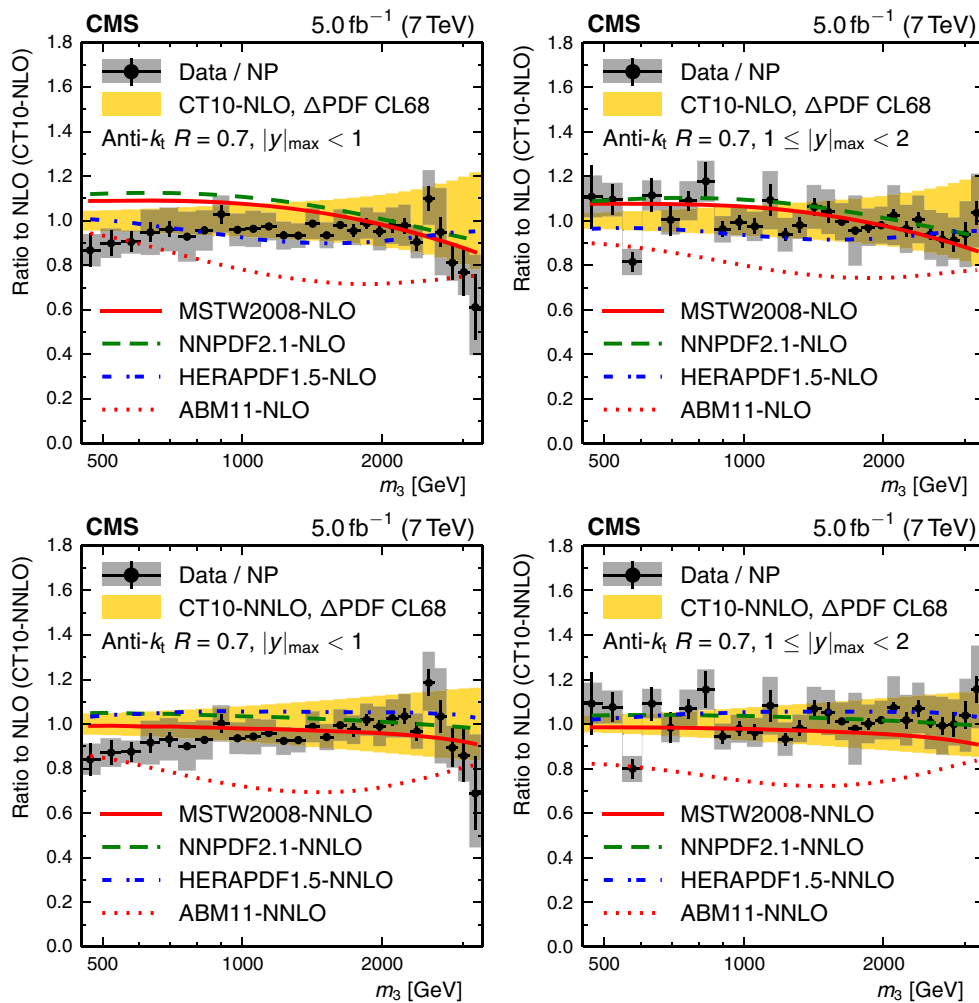


Fig. 5 Ratio of the 3-jet mass cross section, divided by NP corrections, to the theory prediction at NLO with the CT10-NLO (top) or CT10-NNLO PDF set (bottom) for the inner rapidity region (left) and for the outer rapidity region (right). The data are shown with error bars representing the statistical uncertainty after unfolding added quadratically to the 1% uncorrelated residual uncertainty and gray rectangles

for the total correlated systematic uncertainty. The light gray (colour version: yellow) band indicates the PDF uncertainty for the CT10 PDF sets at 68% confidence level. In addition, the ratios of the NLO predictions are displayed for the PDF sets MSTW2008, NNPDF2.1, HERAPDF1.5, and ABM11, also at next-to- (top) and next-to-next-to-leading evolution order (bottom)

6 Results and determination of the strong coupling constant

Figure 4 compares the measured 3-jet mass spectrum to the Theory prediction. This prediction is based on an NLO 3-jet calculation, which employs the CT10-NLO PDF set and is corrected for nonperturbative effects. Perturbative QCD describes the 3-jet mass cross section over five orders of magnitude for 3-jet masses up to 3 TeV. The ratios of the measured cross sections to the theory predictions are presented in Fig. 5 to better judge potential differences between data and theory. Within uncertainties, most PDF sets are able to describe the data. Some deviations are visible for small m_3 . Significant deviations are exhibited when using

the ABM11 PDFs, which therefore are not considered in our fits of $\alpha_S(M_Z)$.

In the following, the PDFs are considered to be an external input such that a value of $\alpha_S(M_Z)$ can be determined. Potential correlations between $\alpha_S(M_Z)$ and the PDFs are taken into account by using PDF sets that include variations in $\alpha_S(M_Z)$ as listed in Table 2. Figure 6 demonstrates for the example of the CT10-NLO PDF set the sensitivity of the theory predictions with respect to variations in the value of $\alpha_S(M_Z)$ in comparison to the data and their total uncertainty.

A value of $\alpha_S(M_Z)$ is determined by minimizing the χ^2 between the N measurements D_i and the theoretical predictions T_i . The χ^2 is defined as

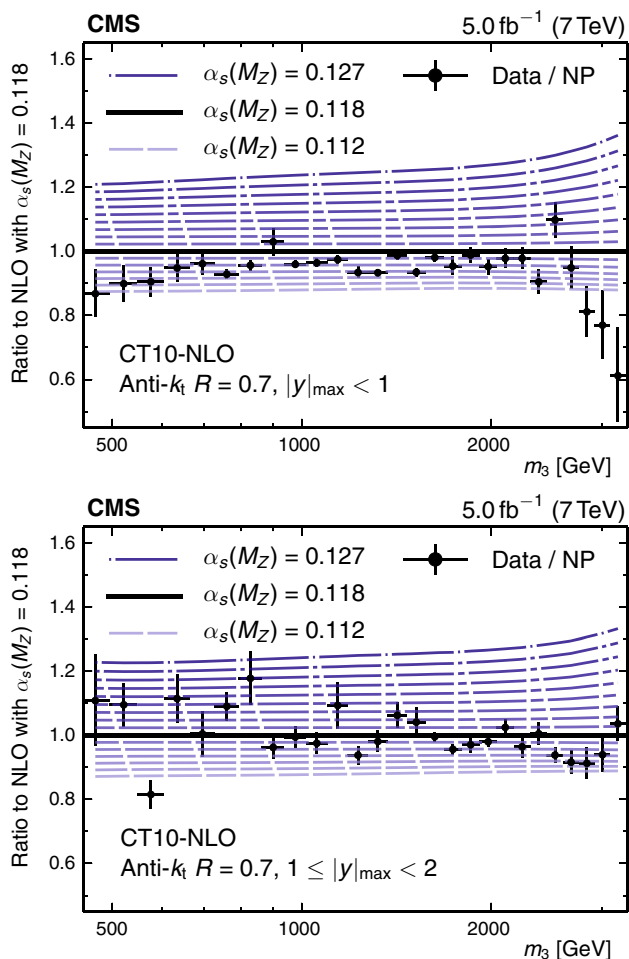


Fig. 6 Ratio of the measured 3-jet mass cross section in the inner rapidity region (*top*) and in the outer rapidity region (*bottom*), divided by the NP correction, with respect to the theory prediction at NLO while using the CT10-NLO PDF set with the default value of $\alpha_S(M_Z) = 0.118$. In addition, ratios are shown for the theory predictions with CT10-NLO PDFs assuming values of $\alpha_S(M_Z)$ ranging from 0.112 up to 0.127 in steps of 0.001. The error bars represent the total uncorrelated uncertainty of the data

$$\chi^2 = \sum_{ij}^N (D_i - T_i) C_{ij}^{-1} (D_j - T_j), \tag{3}$$

where the covariance matrix C_{ij} is composed of the following terms:

$$C = \text{cov}_{\text{unf+stat}} + \text{cov}_{\text{uncor}} + \left(\sum_{\text{sources}} \text{cov}_{\text{JES}} \right) + \text{cov}_{\text{lumi}} + \text{cov}_{\text{PDF}}, \tag{4}$$

and the terms in the sum represent

1. $\text{cov}_{\text{unf+stat}}$: statistical and unfolding uncertainty including correlations induced through the unfolding;

2. $\text{cov}_{\text{uncor}}$: uncorrelated systematic uncertainty summing up small residual effects such as trigger and identification inefficiencies, time dependence of the jet p_T resolution, and the uncertainty on the trigger prescale factor;
3. $\text{cov}_{\text{JES,sources}}$: systematic uncertainty for each JES uncertainty source;
4. cov_{lumi} : luminosity uncertainty; and
5. cov_{PDF} : PDF uncertainties.

The first four sources constitute the experimental uncertainty. The JES and luminosity uncertainty are treated as fully correlated across the m_3 and $|y|_{\text{max}}$ bins, where for the JES uncertainty the procedure recommended in Ref. [12] is applied. The derivation of PDF uncertainties follows prescriptions for each individual PDF set. The CT10 and MSTW PDF sets both employ the Hessian or eigenvector method [50] with upward and downward variations for each eigenvector. As required by the use of covariance matrices, symmetric PDF uncertainties are computed following Ref. [51]. For the HERAPDF1.5 PDF set, which employs a Hessian method for the experimental uncertainties, complemented with model and parameterization uncertainties, the prescription from Ref. [41] is used. The NNPDF2.1 PDF set uses the technique of MC pseudo-experiments instead of the eigenvector method to provide PDF uncertainties. The ensemble of replicas, whose averaged predictions give the central result, are evaluated following the prescription in Ref. [52] to derive the PDF uncertainty for NNPDF. The JES and luminosity uncertainties are assumed to be multiplicative to avoid the statistical bias that arises from uncertainty estimations taken from data [53–55]. The uncertainty in a result for $\alpha_S(M_Z)$ from a χ^2 fit is obtained from the $\alpha_S(M_Z)$ values for which the χ^2 is increased by one with respect to the minimum value.

The uncertainty in $\alpha_S(M_Z)$ due to the NP uncertainties is evaluated by looking for maximal offsets from a default fit. The theoretical prediction T is varied by the NP uncertainty ΔNP as $T \cdot \text{NP} \rightarrow T \cdot (\text{NP} \pm \Delta\text{NP})$. The fitting procedure is repeated for these two variations, and the deviation from the central $\alpha_S(M_Z)$ values is considered as the uncertainty in $\alpha_S(M_Z)$. Finally, the uncertainty due to the μ_r and μ_f scales is evaluated by applying the same method as for the NP corrections, varying μ_r and μ_f by the six scale factor combinations as described in Sect. 5.

The shape of the predicted 3-jet mass cross section depends on the QCD matrix elements and kinematic constraints. Because each of the leading three jets is required to have a p_T larger than 100 GeV, some event configurations, possible with respect to the QCD matrix elements, are kinematically forbidden at low m_3 . In the spectra shown in Fig. 4, this fact is visible in the form of a maximum in the 3-jet mass cross section, which is shifted to higher m_3 values for the outer compared to the inner $|y|_{\text{max}}$ bin because the larger differences in the jet rapidities allow higher m_3 to be reached

Table 3 Determinations of $\alpha_S(M_Z)$ in the considered m_3 ranges. The relevant scale in each 3-jet mass range is calculated from the cross section-weighted average as given by the theory prediction using the CT10 PDF set with NLO evolution. The three bottom rows present fits

using the whole 3-jet mass range above 664 GeV in both rapidity regions either separately or combined (last row). Uncertainties are quoted separately for experimental sources, the PDFs, the NP corrections, and the scale uncertainty

m_3 (GeV)	$\langle Q \rangle$ (GeV)	χ^2/n_{dof}	$\alpha_S(M_Z)$	$\pm(\text{exp})$	$\pm(\text{PDF})$	$\pm(\text{NP})$	$\pm(\text{scale})$
664–794	361	4.5/3	0.1232	+0.0040 –0.0042	+0.0019 –0.0016	+0.0008 –0.0007	+0.0079 –0.0044
794–938	429	7.8/3	0.1143	+0.0034 –0.0033	+0.0019 –0.0016	± 0.0008	+0.0073 –0.0042
938–1098	504	0.6/3	0.1171	+0.0033 –0.0034	± 0.0022	± 0.0007	+0.0068 –0.0040
1098–1369	602	2.6/5	0.1152	± 0.0026	+0.0027 –0.0026	+0.0008 –0.0007	+0.0060 –0.0027
1369–2172	785	8.8/13	0.1168	+0.0018 –0.0019	+0.0030 –0.0031	+0.0007 –0.0006	+0.0068 –0.0034
2172–2602	1164	3.6/5	0.1167	+0.0037 –0.0044	+0.0040 –0.0044	± 0.0008	+0.0065 –0.0041
2602–3270	1402	5.5/7	0.1120	+0.0043 –0.0041	+0.0056 –0.0040	± 0.0001	+0.0088 –0.0050
$ y _{\text{max}} < 1$	413	10.3/22	0.1163	+0.0018 –0.0019	± 0.0027	± 0.0007	+0.0059 –0.0025
$1 \leq y _{\text{max}} < 2$	441	10.6/22	0.1179	+0.0018 –0.0019	± 0.0021	± 0.0007	+0.0067 –0.0037
$ y _{\text{max}} < 2$	438	47.2/45	0.1171	± 0.0013	± 0.0024	± 0.0008	+0.0069 –0.0040

Table 4 Same as Table 3 but showing the fit result in terms of $\alpha_S(Q)$ for each range in Q

m_3 (GeV)	$\langle Q \rangle$ (GeV)	χ^2/n_{dof}	$\alpha_S(Q)$	$\pm(\text{exp})$	$\pm(\text{PDF})$	$\pm(\text{NP})$	$\pm(\text{scale})$
664–794	361	4.5/3	0.1013	+0.0027 –0.0028	+0.0013 –0.0011	± 0.0005	+0.0052 –0.0030
794–938	429	7.8/3	0.0933	± 0.0022	+0.0012 –0.0011	± 0.0005	+0.0048 –0.0028
938–1098	504	0.6/3	0.0934	± 0.0021	± 0.0014	± 0.0005	+0.0043 –0.0025
1098–1369	602	2.6/5	0.0902	± 0.0016	± 0.0016	+0.0005 –0.0004	+0.0036 –0.0017
1369–2172	785	8.8/13	0.0885	+0.0010 –0.0011	+0.0017 –0.0018	+0.0004 –0.0003	+0.0038 –0.0020
2172–2602	1164	3.6/5	0.0848	+0.0019 –0.0023	+0.0020 –0.0023	± 0.0004	+0.0034 –0.0021
2602–3270	1402	5.5/7	0.0807	+0.0022 –0.0021	+0.0028 –0.0021	± 0.0001	+0.0044 –0.0026

with lower p_T jets. For fits of $\alpha_S(M_Z)$ the m_3 region limited through kinematical constraints is unsuited, since close to the phase space boundaries fixed-order pQCD calculations might be insufficient and resummations might be required. To avoid this region of phase space as done in Ref. [11], only m_3 bins beyond the maximum of the 3-jet mass cross section in the outer $|y|_{\text{max}}$ bin are considered. This corresponds to a minimum in m_3 of 664 GeV. Including one bin more or less induces changes in the measured $\alpha_S(M_Z)$ below the percent level. To study the running of the strong coupling, the comparison between data and theory is also performed in several 3-jet mass regions above 664 GeV as shown in Table 3.

For the evolution of $\alpha_S(Q)$ in the fits of $\alpha_S(M_Z)$, the Glück–Reya–Vogt formula [56] is used at 2-loop order as implemented in FASTNLO. The capability of FASTNLO to replace the $\alpha_S(Q)$ evolution of a PDF set by such alternative codes is exploited to interpolate cross section predictions between the available fixed points of $\alpha_S(M_Z)$ listed in Table 2. Limited extrapolations beyond the lowest or highest values of $\alpha_S(M_Z)$ provided in a PDF series are accepted if necessary for uncertainty evaluations, up to a limit of $|\Delta\alpha_S(M_Z)| = 0.003$. This extrapolation method

can be necessary in some cases to fully evaluate the scale uncertainty. The procedure has been cross-checked using the original $\alpha_S(Q)$ grid of each PDF within LHAPDF and with the evolution code of the HOPPET toolkit [57] and of RUNDEC [58, 59].

The CT10-NLO PDF set is chosen for the main result for two reasons: The range in available $\alpha_S(M_Z)$ values is wide enough to evaluate almost all scale uncertainties within this range and the central value of $\alpha_S(M_Z)$ in this set is rather close to the combined fit result.

The fit results for $\alpha_S(M_Z)$ and $\alpha_S(Q)$ for all considered m_3 ranges are presented in Tables 3 and 4, respectively. Fits over the total m_3 range above 664 GeV are shown for each y_{max} bin separately and for both combined in the bottom three rows of Table 3.

For comparison, the combined fit was also tried for alternative PDF sets listed in Table 5. For the ABM11 PDFs, which predict 3-jet mass cross sections that are too small, fits are technically possible. However, to compensate for this discrepancy, the $\alpha_S(M_Z)$ results take unreasonably high values that are far outside the $\alpha_S(M_Z)$ values that are given by the PDF authors. For the NNPDF2.1-NLO and HERAPDF1.5-

Table 5 Determinations of $\alpha_S(M_Z)$ with different PDF sets using all 3-jet mass points with $m_3 > 664$ GeV. Uncertainties are quoted separately for experimental sources, the PDFs, the NP corrections, and the scale uncertainty

PDF set	χ^2/n_{dof}	$\alpha_S(M_Z)$	$\pm(\text{exp})$	$\pm(\text{PDF})$	$\pm(\text{NP})$	$\pm(\text{scale})$
CT10-NLO	47.2/45	0.1171	± 0.0013	± 0.0024	± 0.0008	$+0.0069$ -0.0040
CT10-NNLO	48.5/45	0.1165	$+0.0011$ -0.0010	$+0.0022$ -0.0023	$+0.0006$ -0.0008	$+0.0066$ -0.0034
MSTW2008-NLO	52.8/45	0.1155	$+0.0014$ -0.0013	$+0.0014$ -0.0015	$+0.0008$ -0.0009	$+0.0105$ -0.0029
MSTW2008-NNLO	53.9/45	0.1183	$+0.0011$ -0.0016	$+0.0012$ -0.0023	$+0.0011$ -0.0019	$+0.0052$ -0.0050
HERAPDF1.5-NNLO	49.9/45	0.1143	± 0.0007	$+0.0020$ -0.0035	$+0.0003$ -0.0008	$+0.0035$ -0.0027
NNPDF2.1-NNLO	51.1/45	0.1164	± 0.0010	$+0.0020$ -0.0019	$+0.0010$ -0.0009	$+0.0058$ -0.0025

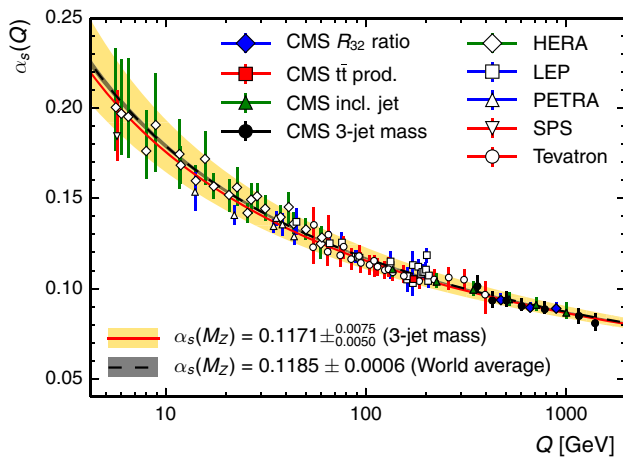


Fig. 7 Comparison of the $\alpha_S(Q)$ evolution as determined in this analysis from all measurement bins with $m_3 > 664$ GeV (solid curve with light grey uncertainty band; colour version: red curve with yellow uncertainty band) to the world average (dashed curve with dark grey uncertainty band) [60]. The error bars on the data points correspond to the total uncertainty. In addition, an overview of measurements of the running of the strong coupling $\alpha_S(Q)$ from electron–positron [65–67], electron–proton [69–72], and proton–(anti)proton collider experiments [11, 61, 62, 68] is presented. The results of this analysis extend the covered range in values of the scale Q up to ≈ 1.4 TeV

NLO PDF series, a central value for $\alpha_S(M_Z)$ can be calculated, but the range in $\alpha_S(M_Z)$ values is not sufficient for a reliable determination of uncertainty estimations. In all other cases the fit results for $\alpha_S(M_Z)$ are in agreement between the investigated PDF sets and PDF evolution orders within uncertainties.

Figure 7 shows the $\alpha_S(Q)$ evolution determined in this analysis with CT10-NLO in comparison to the world average of $\alpha_S(M_Z) = 0.1185 \pm 0.0006$ [60]. The figure also shows an overview of the measurements of the running of the strong coupling from various other experiments [61–67] together with recent determinations by CMS [11, 12, 68] and from this analysis. Within uncertainties, the new results presented here are in agreement with previous determinations and extend the covered range in scale Q up to a value of 1.4 TeV.

7 Summary

The proton–proton collision data collected by the CMS experiment in 2011 at a centre-of-mass energy of 7 TeV were used to measure the double-differential 3-jet production cross section as a function of the invariant mass m_3 of the three jets leading in p_T , and of their maximum rapidity y_{max} . The measurement covers a 3-jet mass range from 445 GeV up to 3270 GeV in two bins of rapidity up to $|y_{\text{max}}| = 2$. Within experimental and theoretical uncertainties, which are of comparable size, the data are in agreement with predictions of perturbative QCD at next-to-leading order.

The strong coupling constant has been determined in multiple regions of 3-jet mass for values of the scale Q between 0.4 and 1.4 TeV from a comparison between data and theory. The results are consistent with the evolution of the strong coupling as predicted by the renormalization group equation and extend the range in Q where this could be tested up to 1.4 TeV. A combined fit of all data points above a 3-jet mass of 664 GeV gives the value of the strong coupling constant $\alpha_S(M_Z) = 0.1171 \pm 0.0013$ (exp) ± 0.0024 (PDF) ± 0.0008 (NP) $+0.0069$ -0.0040 (scale).

This result, achieved with 3-jet production cross sections, is consistent with determinations previously reported by CMS using the inclusive jet cross section [12] and the ratio of inclusive 3-jet to inclusive 2-jet production cross sections [11]. It is also consistent with a recent determination of $\alpha_S(M_Z)$ by CMS at the top production threshold using theory at NNLO [68] and with the latest world average of $\alpha_S(M_Z) = 0.1185 \pm 0.0006$ [60].

Acknowledgments We congratulate our colleagues in the CERN accelerator departments for the excellent performance of the LHC and thank the technical and administrative staffs at CERN and at other CMS institutes for their contributions to the success of the CMS effort. In addition, we gratefully acknowledge the computing centres and personnel of the Worldwide LHC Computing Grid for delivering so effectively the computing infrastructure essential to our analyses. Finally, we acknowledge the enduring support for the construction and operation of the LHC and the CMS detector provided by the following funding agencies: the Austrian Federal Ministry of Science, Research and Economy and the Austrian Science Fund; the Belgian Fonds de

la Recherche Scientifique, and Fonds voor Wetenschappelijk Onderzoek; the Brazilian Funding Agencies (CNPq, CAPES, FAPERJ, and FAPESP); the Bulgarian Ministry of Education and Science; CERN; the Chinese Academy of Sciences, Ministry of Science and Technology, and National Natural Science Foundation of China; the Colombian Funding Agency (COLCIENCIAS); the Croatian Ministry of Science, Education and Sport, and the Croatian Science Foundation; the Research Promotion Foundation, Cyprus; the Ministry of Education and Research, Estonian Research Council via IUT23-4 and IUT23-6 and European Regional Development Fund, Estonia; the Academy of Finland, Finnish Ministry of Education and Culture, and Helsinki Institute of Physics; the Institut National de Physique Nucléaire et de Physique des Particules/CNRS, and Commissariat à l'Énergie Atomique et aux Énergies Alternatives/CEA, France; the Bundesministerium für Bildung und Forschung, Deutsche Forschungsgemeinschaft, and Helmholtz-Gemeinschaft Deutscher Forschungszentren, Germany; the General Secretariat for Research and Technology, Greece; the National Scientific Research Foundation, and National Innovation Office, Hungary; the Department of Atomic Energy and the Department of Science and Technology, India; the Institute for Studies in Theoretical Physics and Mathematics, Iran; the Science Foundation, Ireland; the Istituto Nazionale di Fisica Nucleare, Italy; the Ministry of Science, ICT and Future Planning, and National Research Foundation (NRF), Republic of Korea; the Lithuanian Academy of Sciences; the Ministry of Education, and University of Malaya (Malaysia); the Mexican Funding Agencies (CINVESTAV, CONACYT, SEP, and UASLP-FAI); the Ministry of Business, Innovation and Employment, New Zealand; the Pakistan Atomic Energy Commission; the Ministry of Science and Higher Education and the National Science Centre, Poland; the Fundação para a Ciência e a Tecnologia, Portugal; JINR, Dubna; the Ministry of Education and Science of the Russian Federation, the Federal Agency of Atomic Energy of the Russian Federation, Russian Academy of Sciences, and the Russian Foundation for Basic Research; the Ministry of Education, Science and Technological Development of Serbia; the Secretaría de Estado de Investigación, Desarrollo e Innovación and Programa Consolider-Ingenio 2010, Spain; the Swiss Funding Agencies (ETH Board, ETH Zurich, PSI, SNF, UniZH, Canton Zurich, and SER); the Ministry of Science and Technology, Taipei; the Thailand Center of Excellence in Physics, the Institute for the Promotion of Teaching Science and Technology of Thailand, Special Task Force for Activating Research and the National Science and Technology Development Agency of Thailand; the Scientific and Technical Research Council of Turkey, and Turkish Atomic Energy Authority; the National Academy of Sciences of Ukraine, and State Fund for Fundamental Researches, Ukraine; the Science and Technology Facilities Council, UK; the US Department of Energy, and the US National Science Foundation. Individuals have received support from the Marie-Curie programme and the European Research Council and EPLANET (European Union); the Leventis Foundation; the A. P. Sloan Foundation; the Alexander von Humboldt Foundation; the Belgian Federal Science Policy Office; the Fonds pour la Formation à la Recherche dans l'Industrie et dans l'Agriculture (FRIA-Belgium); the Agentschap voor Innovatie door Wetenschap en Technologie (IWT-Belgium); the Ministry of Education, Youth and Sports (MEYS) of the Czech Republic; the Council of Science and Industrial Research, India; the HOMING PLUS programme of Foundation for Polish Science, cofinanced from European Union, Regional Development Fund; the Compagnia di San Paolo (Torino); the Consorzio per la Fisica (Trieste); MIUR project 20108T4XTM (Italy); the Thalís and Aristeia programmes cofinanced by EU-ESF and the Greek NSRF; and the National Priorities Research Program by Qatar National Research Fund.

Open Access This article is distributed under the terms of the Creative Commons Attribution 4.0 International License (<http://creativecommons.org/licenses/by/4.0/>), which permits unrestricted use, distribution, and reproduction in any medium, provided you give appropriate credit

to the original author(s) and the source, provide a link to the Creative Commons license, and indicate if changes were made. Funded by SCOAP³.

References

1. ATLAS Collaboration, Measurement of dijet cross sections in pp collisions at 7 TeV centre-of-mass energy using the ATLAS detector. *JHEP* **05**, 059 (2014). doi:[10.1007/JHEP05.059](https://doi.org/10.1007/JHEP05.059). [arXiv:1312.3524](https://arxiv.org/abs/1312.3524)
2. ATLAS Collaboration, Measurement of the inclusive jet cross section in pp collisions at $\sqrt{s} = 2.76$ TeV and comparison to the inclusive jet cross section at $\sqrt{s} = 7$ TeV using the ATLAS detector. *Eur. Phys. J. C* **73**, 2509 (2013). doi:[10.1140/epjc/s10052-013-2509-4](https://doi.org/10.1140/epjc/s10052-013-2509-4). [arXiv:1304.4739](https://arxiv.org/abs/1304.4739)
3. CMS Collaboration, Measurements of differential jet cross sections in proton–proton collisions at $\sqrt{s} = 7$ TeV with the CMS detector. *Phys. Rev. D* **87**, 112002 (2012). doi:[10.1103/PhysRevD.87.112002](https://doi.org/10.1103/PhysRevD.87.112002)
4. CMS Collaboration, Measurement of the inclusive jet cross section in pp collisions at $\sqrt{s} = 7$ TeV. *Phys. Rev. Lett.* **107**, 132001 (2011). doi:[10.1103/PhysRevLett.107.132001](https://doi.org/10.1103/PhysRevLett.107.132001)
5. CMS Collaboration, Measurement of the differential dijet production cross section in proton–proton collisions at $\sqrt{s} = 7$ TeV. *Phys. Lett. B* **700**, 187 (2011). doi:[10.1016/j.physletb.2011.05.027](https://doi.org/10.1016/j.physletb.2011.05.027)
6. ATLAS Collaboration, Measurement of inclusive jet and dijet cross sections in proton–proton collisions at 7 TeV centre-of-mass energy with the ATLAS detector. *Eur. Phys. J. C* **71**, 1512 (2011). doi:[10.1140/epjc/s10052-010-1512-2](https://doi.org/10.1140/epjc/s10052-010-1512-2). [arXiv:1009.5908](https://arxiv.org/abs/1009.5908)
7. D0 Collaboration, Measurement of three-jet differential cross sections $d\sigma_{3\text{jet}}/dM_{3\text{jet}}$ in $p\bar{p}$ collisions at $\sqrt{s} = 1.96$ TeV. *Phys. Lett. B* **704**, 434 (2011). doi:[10.1016/j.physletb.2011.09.048](https://doi.org/10.1016/j.physletb.2011.09.048). [arXiv:1104.1986](https://arxiv.org/abs/1104.1986)
8. ATLAS Collaboration, Measurement of three-jet production cross-sections in pp collisions at 7 TeV centre-of-mass energy using the ATLAS detector. *Eur. Phys. J. C* (2014, submitted). [arXiv:1411.1855](https://arxiv.org/abs/1411.1855)
9. Z. Nagy, Three-jet cross sections in hadron–hadron collisions at next-to-leading order. *Phys. Rev. Lett.* **88**, 122003 (2002). doi:[10.1103/PhysRevLett.88.122003](https://doi.org/10.1103/PhysRevLett.88.122003). [arXiv:hep-ph/0110315](https://arxiv.org/abs/hep-ph/0110315)
10. Z. Nagy, Next-to-leading order calculation of three-jet observables in hadron–hadron collisions. *Phys. Rev. D* **68**, 094002 (2003). doi:[10.1103/PhysRevD.68.094002](https://doi.org/10.1103/PhysRevD.68.094002). [arXiv:hep-ph/0307268](https://arxiv.org/abs/hep-ph/0307268)
11. CMS Collaboration, Measurement of the ratio of the inclusive 3-jet cross section to the inclusive 2-jet cross section in pp collisions at $\sqrt{s} = 7$ TeV and first determination of the strong coupling constant in the TeV range. *Eur. Phys. J. C* **73**, 2604 (2013). doi:[10.1140/epjc/s10052-013-2604-6](https://doi.org/10.1140/epjc/s10052-013-2604-6)
12. CMS Collaboration, Constraints on parton distribution functions and extraction of the strong coupling constant from the inclusive jet cross section in pp collisions at $\sqrt{s} = 7$ TeV. *Eur. Phys. J. C* (2014, Submitted). [arXiv:1410.6765](https://arxiv.org/abs/1410.6765)
13. M. Cacciari, G.P. Salam, G. Soyez, The anti- k_T jet clustering algorithm. *JHEP* **04**, 063 (2008). doi:[10.1088/1126-6708/2008/04/063](https://doi.org/10.1088/1126-6708/2008/04/063). [arXiv:0802.1189](https://arxiv.org/abs/0802.1189)
14. M. Cacciari, G.P. Salam, G. Soyez, FastJet user manual. *Eur. Phys. J. C* **72**, 1896 (2012). doi:[10.1140/epjc/s10052-012-1896-2](https://doi.org/10.1140/epjc/s10052-012-1896-2). [arXiv:1111.6097](https://arxiv.org/abs/1111.6097)
15. CMS Collaboration, Measurement of the ratio of inclusive jet cross sections using the anti- k_T algorithm with radius parameters $R = 0.5$ and 0.7 in pp collisions at $\sqrt{s} = 7$ TeV. *Phys. Rev. D* **90**, 072006 (2014). doi:[10.1103/PhysRevD.90.072006](https://doi.org/10.1103/PhysRevD.90.072006). [arXiv:1406.0324](https://arxiv.org/abs/1406.0324)
16. CMS Collaboration, Particle-flow event reconstruction in CMS and performance for jets, taus, and E_T^{miss} . In: CMS Physics Analysis Summary CMS-PAS-PFT-09-001 (2009)

17. CMS Collaboration, Commissioning of the particle-flow event reconstruction with the first LHC collisions recorded in the CMS detector. In: CMS Physics Analysis Summary CMS-PAS-PFT-10-001 (2010)
18. CMS Collaboration, Determination of the jet energy scale in CMS with pp collisions at $\sqrt{s} = 7$ TeV. In: CMS Physics Analysis Summary CMS-PAS-JME-10-010 (2010)
19. CMS Collaboration, Determination of jet energy calibration and transverse momentum resolution in CMS. *J. Instrum.* **6**, P11002 (2011). doi:[10.1088/1748-0221/6/11/P11002](https://doi.org/10.1088/1748-0221/6/11/P11002)
20. CMS Collaboration, The CMS experiment at the CERN LHC. *JINST* **03**, S08004 (2008). doi:[10.1088/1748-0221/3/08/S08004](https://doi.org/10.1088/1748-0221/3/08/S08004)
21. CMS Collaboration, Tracking and primary vertex results in first 7 TeV collisions. In: CMS Physics Analysis Summary CMS-PAS-TRK-10-005 (2010)
22. CMS Collaboration, Calorimeter jet quality criteria for the first CMS collision data. In: CMS Physics Analysis Summary CMS-PAS-JME-09-008 (2010)
23. G. D'Agostini, A multidimensional unfolding method based on Bayes' theorem. *Nucl. Instrum. Meth. A* **362**, 487 (1995). doi:[10.1016/0168-9002\(95\)00274-X](https://doi.org/10.1016/0168-9002(95)00274-X)
24. T. Sjöstrand, S. Mrenna, P. Skands, PYTHIA 6.4 physics and manual. *JHEP* **05**, 026 (2006). doi:[10.1088/1126-6708/2006/05/026](https://doi.org/10.1088/1126-6708/2006/05/026). arXiv:[hep-ph/0603175](https://arxiv.org/abs/hep-ph/0603175)
25. R. Field, Early LHC underlying event data-findings and surprises. In: 21st Hadron Collider Physics Symposium (HCP 2010). Toronto, Ontario, Canada, August 23–27 (2010). arXiv:[1010.3558](https://arxiv.org/abs/1010.3558)
26. M. Bähr et al., Herwig++ physics and manual. *Eur. Phys. J. C* **58**, 639 (2008). doi:[10.1140/epjc/s10052-008-0798-9](https://doi.org/10.1140/epjc/s10052-008-0798-9). arXiv:[0803.0883](https://arxiv.org/abs/0803.0883)
27. T. Sjöstrand, P.Z. Skands, Transverse-momentum-ordered showers and interleaved multiple interactions. *Eur. Phys. J. C* **39**, 129 (2005). doi:[10.1140/epjc/s2004-02084-y](https://doi.org/10.1140/epjc/s2004-02084-y). arXiv:[hep-ph/0408302](https://arxiv.org/abs/hep-ph/0408302)
28. S. Gieseke, P. Stephens, B. Webber, New formalism for QCD parton showers. *JHEP* **12**, 045 (2003). doi:[10.1088/1126-6708/2003/12/045](https://doi.org/10.1088/1126-6708/2003/12/045). arXiv:[hep-ph/0310083](https://arxiv.org/abs/hep-ph/0310083)
29. B. Andersson, G. Gustafson, G. Ingelman, T. Sjöstrand, Parton fragmentation and string dynamics. *Phys. Rept.* **97**, 31 (1983). doi:[10.1016/0370-1573\(83\)90080-7](https://doi.org/10.1016/0370-1573(83)90080-7)
30. B. Andersson, G. Gustafson, B. Söderberg, A general model for jet fragmentation. *Z. Phys. C* **20**, 317 (1983). doi:[10.1007/BF01407824](https://doi.org/10.1007/BF01407824)
31. T. Sjöstrand, The merging of jets. *Phys. Lett. B* **142**, 420 (1984). doi:[10.1016/0370-2693\(84\)91354-6](https://doi.org/10.1016/0370-2693(84)91354-6)
32. B.R. Webber, A QCD model for jet fragmentation including soft gluon interference. *Nucl. Phys. B* **238**, 492 (1984). doi:[10.1016/0550-3213\(84\)90333-X](https://doi.org/10.1016/0550-3213(84)90333-X)
33. T. Sjöstrand, M. van Zijl, A multiple-interaction model for the event structure in hadron collisions. *Phys. Rev. D* **36**, 2019 (1987). doi:[10.1103/PhysRevD.36.2019](https://doi.org/10.1103/PhysRevD.36.2019)
34. M. Bähr, S. Gieseke, M.H. Seymour, Simulation of multiple partonic interactions in Herwig++. *JHEP* **07**, 076 (2008). doi:[10.1088/1126-6708/2008/07/076](https://doi.org/10.1088/1126-6708/2008/07/076). arXiv:[0803.3633](https://arxiv.org/abs/0803.3633)
35. CMS Collaboration, Absolute calibration of the luminosity measurement at CMS: Winter 2012 update. In: CMS Physics Analysis Summary CMS-PAS-SMP-12-008 (2012)
36. S. Dittmaier, A. Huss, C. Speckner, Weak radiative corrections to dijet production at hadron colliders. *JHEP* **11**, 095 (2012). doi:[10.1007/JHEP11\(2012\)095](https://doi.org/10.1007/JHEP11(2012)095). arXiv:[1210.0438](https://arxiv.org/abs/1210.0438)
37. D. Britzger, K. Rabbertz, F. Stober, M. Wobisch, New features in version 2 of the fastNLO project. In: 20th International Workshop on Deep-Inelastic Scattering and Related Subjects (DIS 2012), p. 217. Bonn, Germany, March 26–30 (2012). arXiv:[1208.3641](https://arxiv.org/abs/1208.3641). doi:[10.3204/DESY-PROC-2012-02/165](https://doi.org/10.3204/DESY-PROC-2012-02/165)
38. M.R. Whalley, D. Bourilkov, R.C. Group, The Les Houches Accord PDFs (LHAPDF) and LHAGLUE (2005). arXiv:[hep-ph/0508110](https://arxiv.org/abs/hep-ph/0508110)
39. S. Alekhin, J. Blümlein, S. Moch, Parton distribution functions and benchmark cross sections at next-to-next-to-leading order. *Phys. Rev. D* **86**, 054009 (2012). doi:[10.1103/PhysRevD.86.054009](https://doi.org/10.1103/PhysRevD.86.054009). arXiv:[1202.2281](https://arxiv.org/abs/1202.2281)
40. H.-L. Lai et al., New parton distributions for collider physics. *Phys. Rev. D* **82**, 074024 (2010). doi:[10.1103/PhysRevD.82.074024](https://doi.org/10.1103/PhysRevD.82.074024). arXiv:[1007.2241](https://arxiv.org/abs/1007.2241)
41. JHEP Combined measurement and QCD analysis of the inclusive $e^\pm p$ scattering cross sections at HERA. **01**, 109 (2010). doi:[10.1007/JHEP01\(2010\)109](https://doi.org/10.1007/JHEP01(2010)109). arXiv:[0911.0884](https://arxiv.org/abs/0911.0884)
42. A.D. Martin, W.J. Stirling, R.S. Thorne, G. Watt, Parton distributions for the LHC. *Eur. Phys. J. C* **63**, 189 (2009). doi:[10.1140/epjc/s10052-009-1072-5](https://doi.org/10.1140/epjc/s10052-009-1072-5). arXiv:[0901.0002](https://arxiv.org/abs/0901.0002)
43. A.D. Martin, W.J. Stirling, R.S. Thorne, G. Watt, Uncertainties on α_S in global PDF analyses and implications for predicted hadronic cross sections. *Eur. Phys. J. C* **64**, 653 (2009). doi:[10.1140/epjc/s10052-009-1164-2](https://doi.org/10.1140/epjc/s10052-009-1164-2). arXiv:[0905.3531](https://arxiv.org/abs/0905.3531)
44. NNPDF Collaboration, Impact of heavy quark masses on parton distributions and LHC phenomenology. *Nucl. Phys. B* **849**, 296 (2011). doi:[10.1016/j.nuclphysb.2011.03.021](https://doi.org/10.1016/j.nuclphysb.2011.03.021). arXiv:[1101.1300](https://arxiv.org/abs/1101.1300)
45. T. Gleisberg et al., Event generation with SHERPA 1.1. *JHEP* **02**, 007 (2009). doi:[10.1088/1126-6708/2009/02/007](https://doi.org/10.1088/1126-6708/2009/02/007). arXiv:[0811.4622](https://arxiv.org/abs/0811.4622)
46. J. Alwall et al., MadGraph 5: going beyond. *JHEP* **06**, 128 (2011). doi:[10.1007/JHEP06\(2011\)128](https://doi.org/10.1007/JHEP06(2011)128). arXiv:[1106.0522](https://arxiv.org/abs/1106.0522)
47. J.-C. Winter, F. Krauss, Initial-state showering based on colour dipoles connected to incoming parton lines. *JHEP* **07**, 040 (2008). doi:[10.1088/1126-6708/2008/07/040](https://doi.org/10.1088/1126-6708/2008/07/040). arXiv:[0712.3913](https://arxiv.org/abs/0712.3913)
48. S. Schumann, F. Krauss, A parton shower algorithm based on Catani–Seymour dipole factorisation. *JHEP* **03**, 038 (2008). doi:[10.1088/1126-6708/2008/03/038](https://doi.org/10.1088/1126-6708/2008/03/038). arXiv:[0709.1027](https://arxiv.org/abs/0709.1027)
49. J.-C. Winter, F. Krauss, G. Soff, A modified cluster hadronization model. *Eur. Phys. J. C* **36**, 381 (2004). doi:[10.1140/epjc/s2004-01960-8](https://doi.org/10.1140/epjc/s2004-01960-8). arXiv:[hep-ph/0311085](https://arxiv.org/abs/hep-ph/0311085)
50. J. Pumplin et al., Uncertainties of predictions from parton distribution functions II: the Hessian method. *Phys. Rev. D* **65**, 014013 (2001). doi:[10.1103/PhysRevD.65.014013](https://doi.org/10.1103/PhysRevD.65.014013). arXiv:[hep-ph/0101032](https://arxiv.org/abs/hep-ph/0101032)
51. J. Pumplin et al., New generation of parton distributions with uncertainties from global QCD analysis. *JHEP* **07**, 012 (2002). doi:[10.1088/1126-6708/2002/07/012](https://doi.org/10.1088/1126-6708/2002/07/012). arXiv:[hep-ph/0201195](https://arxiv.org/abs/hep-ph/0201195)
52. NNPDF Collaboration, A first unbiased global NLO determination of parton distributions and their uncertainties. *Nucl. Phys. B* **838**, 136 (2010). doi:[10.1016/j.nuclphysb.2010.05.008](https://doi.org/10.1016/j.nuclphysb.2010.05.008). arXiv:[1002.4407](https://arxiv.org/abs/1002.4407)
53. L. Lyons, A.J. Martin, D.H. Saxon, On the determination of the B lifetime by combining the results of different experiments. *Phys. Rev. D* **41**, 982 (1990). doi:[10.1103/PhysRevD.41.982](https://doi.org/10.1103/PhysRevD.41.982)
54. G. D'Agostini, *Bayesian reasoning in data analysis: a critical introduction* (World Scientific, Singapore, 2003)
55. NNPDF Collaboration, Fitting parton distribution data with multiplicative normalization uncertainties. *JHEP* **05**, 075 (2010). doi:[10.1007/JHEP05\(2010\)075](https://doi.org/10.1007/JHEP05(2010)075). arXiv:[0912.2276](https://arxiv.org/abs/0912.2276)
56. M. Glück, E. Reya, A. Vogt, Dynamical parton distributions revisited. *Eur. Phys. J. C* **5**, 461 (1998). doi:[10.1007/s100520050289](https://doi.org/10.1007/s100520050289). arXiv:[hep-ph/9806404](https://arxiv.org/abs/hep-ph/9806404)
57. G.P. Salam, J. Rojo, A higher order perturbative parton evolution toolkit (HOPPET). *Comput. Phys. Commun.* **180**, 120 (2009). doi:[10.1016/j.cpc.2008.08.010](https://doi.org/10.1016/j.cpc.2008.08.010). arXiv:[0804.3755](https://arxiv.org/abs/0804.3755)
58. B. Schmidt, M. Steinhauser, CRunDec: a C++ package for running and decoupling of the strong coupling and quark masses. *Comput. Phys. Commun.* **183**, 1845 (2012). doi:[10.1016/j.cpc.2012.03.023](https://doi.org/10.1016/j.cpc.2012.03.023). arXiv:[1201.6149](https://arxiv.org/abs/1201.6149)
59. K.G. Chetyrkin, J.H. Kuhn, M. Steinhauser, RunDec: a mathematica package for running and decoupling of the strong coupling and

60. Particle Data Group, K.A. Olive et al., Review of particle physics. *Chin. Phys. C* **38**, 090001 (2014). doi:[10.1088/1674-1137/38/9/090001](https://doi.org/10.1088/1674-1137/38/9/090001)
61. D0 Collaboration, Determination of the strong coupling constant from the inclusive jet cross section in $p\bar{p}$ collisions at $\sqrt{s} = 1.96$ TeV. *Phys. Rev. D* **80**, 111107 (2009). doi:[10.1103/PhysRevD.80.111107](https://doi.org/10.1103/PhysRevD.80.111107). arXiv:[0911.2710](https://arxiv.org/abs/0911.2710)
62. D0 Collaboration, Measurement of angular correlations of jets at $\sqrt{s} = 1.96$ TeV and determination of the strong coupling at high momentum transfers. *Phys. Lett. B* **718**, 56 (2012). doi:[10.1016/j.physletb.2012.10.003](https://doi.org/10.1016/j.physletb.2012.10.003). arXiv:[1207.4957](https://arxiv.org/abs/1207.4957)
63. ZEUS Collaboration, Jet-radius dependence of inclusive-jet cross-sections in deep inelastic scattering at HERA. *Phys. Lett. B* **649**, 12 (2007). doi:[10.1016/j.physletb.2007.03.039](https://doi.org/10.1016/j.physletb.2007.03.039). arXiv:[hep-ex/0701039](https://arxiv.org/abs/hep-ex/0701039)
64. H1 Collaboration, Deep inelastic inclusive ep scattering at low x and a determination of α_S . *Eur. Phys. J. C* **21**, 33 (2001). doi:[10.1007/s100520100720](https://doi.org/10.1007/s100520100720). arXiv:[hep-ex/0012053](https://arxiv.org/abs/hep-ex/0012053)
65. JADE Collaboration, Measurement of the strong coupling α_S from the four-jet rate in e^+e^- annihilation using JADE data. *Eur. Phys. J. C* **48**, 3 (2006). doi:[10.1140/epjc/s2006-02625-4](https://doi.org/10.1140/epjc/s2006-02625-4). arXiv:[0707.0392](https://arxiv.org/abs/0707.0392)
66. DELPHI Collaboration, The measurement of α_S from event shapes with the DELPHI detector at the highest LEP energies. *Eur. Phys. J. C* **37**, 1 (2004). doi:[10.1140/epjc/s2004-01889-x](https://doi.org/10.1140/epjc/s2004-01889-x). arXiv:[hep-ex/0406011](https://arxiv.org/abs/hep-ex/0406011)
67. S. Martí i García, Review of α_S measurements at LEP 2 (1997). arXiv:[hep-ex/9704016](https://arxiv.org/abs/hep-ex/9704016)
68. CMS Collaboration, Determination of the top-quark pole mass and strong coupling constant from the $t\bar{t}$ production cross section in pp collisions at $\sqrt{s} = 7$ TeV. *Phys. Lett. B* **728**, 496 (2014). doi:[10.1016/j.physletb.2013.12.009](https://doi.org/10.1016/j.physletb.2013.12.009). arXiv:[1307.1907](https://arxiv.org/abs/1307.1907)
69. H1 Collaboration, Jet production in ep collisions at high Q^2 and determination of α_S . *Eur. Phys. J. C* **65**, 363 (2010). doi:[10.1140/epjc/s10052-009-1208-7](https://doi.org/10.1140/epjc/s10052-009-1208-7). arXiv:[0904.3870](https://arxiv.org/abs/0904.3870)
70. H1 Collaboration, Jet production in ep collisions at low Q^2 and determination of α_S . *Eur. Phys. J. C* **67**, 1 (2010). doi:[10.1140/epjc/s10052-010-1282-x](https://doi.org/10.1140/epjc/s10052-010-1282-x). arXiv:[0911.5678](https://arxiv.org/abs/0911.5678)
71. ZEUS Collaboration, Inclusive-jet photoproduction at HERA and determination of α_S . *Nucl. Phys. B* **864**, 1 (2012). doi:[10.1016/j.nuclphysb.2012.06.006](https://doi.org/10.1016/j.nuclphysb.2012.06.006). arXiv:[1205.6153](https://arxiv.org/abs/1205.6153)
72. H1 Collaboration, Measurement of multijet production in EP collisions at high Q^2 and determination of the strong coupling α_S . *Eur. Phys. J. C* (2014). arXiv:[1406.4709](https://arxiv.org/abs/1406.4709)

CMS Collaboration

Yerevan Physics Institute, Yerevan, Armenia

V. Khachatryan, A. M. Sirunyan, A. Tumasyan

Institut für Hochenergiephysik der OeAW, wien, Austria

W. Adam, T. Bergauer, M. Dragicevic, J. Erö, C. Fabjan¹, M. Friedl, R. Frühwirth¹, V. M. Ghete, C. Hartl, N. Hörmann, J. Hrubec, M. Jeitler¹, W. Kiesenhofer, V. Knünz, M. Krammer¹, I. Krätschmer, D. Liko, I. Mikulec, D. Rabady², B. Rahbaran, H. Rohringer, R. Schöfbeck, J. Strauss, A. Taurok, W. Treberer-Treberspurg, W. Waltenberger, C.-E. Wulz¹

National Centre for Particle and High Energy Physics, Minsk, Belarus

V. Mossolov, N. Shumeiko, J. Suarez Gonzalez

Universiteit Antwerpen, Antwerpen, Belgium

S. Alderweireldt, M. Bansal, S. Bansal, T. Cornelis, E. A. De Wolf, X. Janssen, A. Knutsson, S. Luyckx, S. Ochesanu, R. Rougny, M. Van De Klundert, H. Van Haeveermaet, P. Van Mechelen, N. Van Remortel, A. Van Spilbeek

Vrije Universiteit Brussel, Brussels, Belgium

F. Blekman, S. Blyweert, J. D'Hondt, N. Daci, N. Heracleous, J. Keaveney, S. Lowette, M. Maes, A. Olbrechts, Q. Python, D. Strom, S. Tavernier, W. Van Doninck, P. Van Mulders, G. P. Van Onsem, I. Vilella

Université Libre de Bruxelles, Bruxelles, Belgium

C. Caillol, B. Clerbaux, G. De Lentdecker, D. Dobur, L. Favart, A. P. R. Gay, A. Grebenyuk, A. Léonard, A. Mohammadi, L. Pernie², T. Reis, T. Seva, L. Thomas, C. Vander Velde, P. Vanlaer, J. Wang, F. Zenoni

Ghent University, Ghent, Belgium

V. Adler, K. Beernaert, L. Benucci, A. Cimmino, S. Costantini, S. Crucy, S. Dildick, A. Fagot, G. Garcia, J. Mccartin, A. A. Ocampo Rios, D. Ryckbosch, S. Salva Diblen, M. Sigamani, N. Strobbe, F. Thyssen, M. Tytgat, E. Yazgan, N. Zaganidis

Université Catholique de Louvain, Louvain-la-Neuve, Belgium

S. Basegmez, C. Beluffi³, G. Bruno, R. Castello, A. Caudron, L. Ceard, G. G. Da Silveira, C. Delaere, T. du Pree, D. Favart, L. Forthomme, A. Giammanco⁴, J. Hollar, A. Jafari, P. Jez, M. Komm, V. Lemaitre, C. Nuttens, D. Pagano, L. Perrini, A. Pin, K. Piotrkowski, A. Popov⁵, L. Quertenmont, M. Selvaggi, M. Vidal Marono, J. M. Vizan Garcia

Université de Mons, Mons, Belgium

N. Belyi, T. Caeberts, E. Daubie, G. H. Hammad

Centro Brasileiro de Pesquisas Físicas, Rio de Janeiro, Brazil

W. L. Aldá Júnior, G. A. Alves, L. Brito, M. Correa Martins Junior, T. Dos Reis Martins, C. Mora Herrera, M. E. Pol

Universidade do Estado do Rio de Janeiro, Rio de Janeiro, Brazil

W. Carvalho, J. Chinellato⁶, A. Custódio, E. M. Da Costa, D. De Jesus Damiao, C. De Oliveira Martins, S. Fonseca De Souza, H. Malbouisson, D. Matos Figueiredo, L. Mundim, H. Nogima, W. L. Prado Da Silva, J. Santaolalla, A. Santoro, A. Sznajder, E. J. Tonelli Manganote⁶, A. Vilela Pereira

Universidade Estadual Paulista^a, Universidade Federal do ABC^b, São Paulo, Brazil

C. A. Bernardes^b, S. Dogra^a, T. R. Fernandez Perez Tomei^a, E. M. Gregores^b, P. G. Mercadante^b, S. F. Novaes^a, Sandra S. Padula^a

Institute for Nuclear Research and Nuclear Energy, Sofia, Bulgaria

A. Aleksandrov, V. Genchev², P. Iaydjiev, A. Marinov, S. Piperov, M. Rodozov, S. Stoykova, G. Sultanov, V. Tcholakov, M. Vutova

University of Sofia, Sofia, Bulgaria

A. Dimitrov, I. Glushkov, R. Hadjiiska, V. Kozhuharov, L. Litov, B. Pavlov, P. Petkov

Institute of High Energy Physics, Beijing, China

J. G. Bian, G. M. Chen, H. S. Chen, M. Chen, R. Du, C. H. Jiang, R. Plestina⁷, F. Romeo, J. Tao, Z. Wang

State Key Laboratory of Nuclear Physics and Technology, Peking University, Beijing, China

C. Asawatrangkuldee, Y. Ban, Q. Li, S. Liu, Y. Mao, S. J. Qian, D. Wang, W. Zou

Universidad de Los Andes, Bogota, Colombia

C. Avila, L. F. Chaparro Sierra, C. Florez, J. P. Gomez, B. Gomez Moreno, J. C. Sanabria

Faculty of Electrical Engineering, Mechanical Engineering and Naval Architecture, University of Split, Split, Croatia

N. Godinovic, D. Lelas, D. Polic, I. Puljak

Faculty of Science, University of Split, Split, Croatia

Z. Antunovic, M. Kovac

Institute Rudjer Boskovic, Zagreb, Croatia

V. Brigljevic, K. Kadija, J. Luetic, D. Mekterovic, L. Sudic

University of Cyprus, Nicosia, Cyprus

A. Attikis, G. Mavromanolakis, J. Mousa, C. Nicolaou, F. Ptochos, P. A. Razis

Charles University, Prague, Czech Republic

M. Bodlak, M. Finger, M. Finger Jr.⁸

Academy of Scientific Research and Technology of the Arab Republic of Egypt, Egyptian Network of High Energy Physics, Cairo, Egypt

Y. Assran⁹, A. Ellithi Kamel¹⁰, M. A. Mahmoud¹¹, A. Radi^{12,13}

National Institute of Chemical Physics and Biophysics, Tallinn, Estonia

M. Kadastik, M. Murumaa, M. Raidal, A. Tiko

Department of Physics, University of Helsinki, Helsinki, Finland

P. Eerola, G. Fedi, M. Voutilainen

Helsinki Institute of Physics, Helsinki, Finland

J. Härkönen, V. Karimäki, R. Kinnunen, M. J. Kortelainen, T. Lampén, K. Lassila-Perini, S. Lehti, T. Lindén, P. Luukka, T. Mäenpää, T. Peltola, E. Tuominen, J. Tuominiemi, E. Tuovinen, L. Wendland

Lappeenranta University of Technology, Lappeenranta, Finland

J. Talvitie, T. Tuuva

DSM/IRFU, CEA/Saclay, Gif-sur-Yvette, France

M. Besancon, F. Couderc, M. Dejardin, D. Denegri, B. Fabbro, J. L. Faure, C. Favaro, F. Ferri, S. Ganjour, A. Givernaud, P. Gras, G. Hamel de Monchenault, P. Jarry, E. Locci, J. Malcles, J. Rander, A. Rosowsky, M. Titov

Laboratoire Leprince-Ringuet, Ecole Polytechnique, IN2P3-CNRS, Palaiseau, France

S. Baffioni, F. Beaudette, P. Busson, C. Charlot, T. Dahms, M. Dalchenko, L. Dobrzynski, N. Filipovic, A. Florent, R. Granier de Cassagnac, L. Mastrolorenzo, P. Miné, C. Mironov, I. N. Naranjo, M. Nguyen, C. Ochando, P. Paganini, S. Regnard, R. Salerno, J. B. Sauvan, Y. Sirois, C. Veelken, Y. Yilmaz, A. Zabi

Institut Pluridisciplinaire Hubert Curien, Université de Strasbourg, Université de Haute Alsace Mulhouse, CNRS/IN2P3, Strasbourg, France

J.-L. Agram¹⁴, J. Andrea, A. Aubin, D. Bloch, J.-M. Brom, E. C. Chabert, C. Collard, E. Conte¹⁴, J.-C. Fontaine¹⁴, D. Gelé, U. Goerlach, C. Goetzmann, A.-C. Le Bihan, P. Van Hove

Centre de Calcul de l'Institut National de Physique Nucleaire et de Physique des Particules, CNRS/IN2P3, Villeurbanne, France

S. Gadrat

Institut de Physique Nucléaire de Lyon, Université de Lyon, Université Claude Bernard Lyon 1, CNRS-IN2P3, Villeurbanne, France

S. Beauceron, N. Beaupere, G. Boudoul², E. Bouvier, S. Brochet, C. A. Carrillo Montoya, J. Chasserat, R. Chierici, D. Contardo², P. Depasse, H. El Mamouni, J. Fan, J. Fay, S. Gascon, M. Gouzevitch, B. Ille, T. Kurca, M. Lethuillier, L. Mirabito, S. Perries, J. D. Ruiz Alvarez, D. Sabes, L. Sgandurra, V. Sordini, M. Vander Donckt, P. Verdier, S. Viret, H. Xiao

Institute of High Energy Physics and Informatization, Tbilisi State University, Tbilisi, Georgia

I. Bagaturia¹⁵

I. Physikalisches Institut, RWTH Aachen University, Aachen, Germany

C. Autermann, S. Beranek, M. Bontenackels, M. Edelhoff, L. Feld, O. Hindrichs, K. Klein, A. Ostapchuk, A. Perieanu, F. Raupach, J. Sammet, S. Schael, H. Weber, B. Wittmer, V. Zhukov⁵

III. Physikalisches Institut A, RWTH Aachen University, Aachen, Germany

M. Ata, M. Brodski, E. Dietz-Laursonn, D. Duchardt, M. Erdmann, R. Fischer, A. Güth, T. Hebbeker, C. Heidemann, K. Hoepfner, D. Klingebiel, S. Knutzen, P. Kreuzer, M. Merschmeyer, A. Meyer, P. Millet, M. Olschewski, K. Padeken, P. Papacz, H. Reithler, S. A. Schmitz, L. Sonnenschein, D. Teyssier, S. Thüer, M. Weber

III. Physikalisches Institut B, RWTH Aachen University, Aachen, Germany

V. Cherepanov, Y. Erdogan, G. Flügge, H. Geenen, M. Geisler, W. Haj Ahmad, A. Heister, F. Hoehle, B. Kargoll, T. Kress, Y. Kuessel, A. Künsken, J. Lingemann², A. Nowack, I. M. Nugent, L. Perchalla, O. Pooth, A. Stahl

Deutsches Elektronen-Synchrotron, Hamburg, Germany

I. Asin, N. Bartosik, J. Behr, W. Behrenhoff, U. Behrens, A. J. Bell, M. Bergholz¹⁶, A. Bethani, K. Borras, A. Burgmeier, A. Cakir, L. Calligaris, A. Campbell, S. Choudhury, F. Costanza, C. Diez Pardos, S. Dooling, T. Dorland, G. Eckerlin, D. Eckstein, T. Eichhorn, G. Flucke, J. Garay Garcia, A. Geiser, P. Gunnellini, J. Hauk, M. Hempel¹⁶, D. Horton, H. Jung, A. Kalogeropoulos, M. Kasemann, P. Katsas, J. Kieseler, C. Kleinwort, D. Krücker, W. Lange, J. Leonard, K. Lipka, A. Lobanov, W. Lohmann¹⁶, B. Lutz, R. Mankel, I. Marfin¹⁶, I.-A. Melzer-Pellmann, A. B. Meyer, G. Mittag, J. Mnich, A. Mussgiller, S. Naumann-Emme, A. Nayak, O. Novgorodova, E. Ntomari, H. Perrey, D. Pitzl, R. Placakyte, A. Raspereza, P. M. Ribeiro Cipriano, B. Roland, E. Ron, M. Ö. Sahin, J. Salfeld-Nebgen, P. Saxena, R. Schmidt¹⁶, T. Schoerner-Sadenius, M. Schröder, C. Seitz, S. Spannagel, A. D. R. Vargas Trevino, R. Walsh, C. Wissing

University of Hamburg, Hamburg, Germany

M. Aldaya Martin, V. Blobel, M. Centis Vignali, A. R. Draeger, J. Erfle, E. Garutti, K. Goebel, M. Görner, J. Haller, M. Hoffmann, R. S. Höing, H. Kirschenmann, R. Klanner, R. Kogler, J. Lange, T. Lapsien, T. Lenz, I. Marchesini, J. Ott, T. Peiffer, N. Pietsch, J. Poehlsen, T. Poehlsen, D. Rathjens, C. Sander, H. Schettler, P. Schleper, E. Schlieckau, A. Schmidt, M. Seidel, V. Sola, H. Stadie, G. Steinbrück, D. Troendle, E. Usai, L. Vanelderen, A. Vanhoefer

Institut für Experimentelle Kernphysik, Karlsruhe, Germany

C. Barth, C. Baus, J. Berger, C. Böser, E. Butz, T. Chwalek, W. De Boer, A. Descroix, A. Dierlamm, M. Feindt, F. Frensch, M. Giffels, F. Hartmann², T. Hauth², U. Husemann, I. Katkov⁵, A. Kornmayer², E. Kuznetsova, P. Lobelle Pardo, M. U. Mozer, Th. Müller, A. Nürnberg, G. Quast, K. Rabbertz, F. Ratnikov, S. Röcker, G. Sieber, H. J. Simonis, F. M. Stober, R. Ulrich, J. Wagner-Kuhr, S. Wayand, T. Weiler, R. Wolf

Institute of Nuclear and Particle Physics (INPP), NCSR Demokritos, Aghia Paraskevi, Greece

G. Anagnostou, G. Daskalakis, T. Geralis, V. A. Giakoumopoulou, A. Kyriakis, D. Loukas, A. Markou, C. Markou, A. Psallidas, I. Topsis-Giotis

University of Athens, Athens, Greece

A. Agapitos, S. Kesisoglou, A. Panagiotou, N. Saoulidou, E. Stiliaris

University of Ioánnina, Ioánnina, Greece

X. Aslanoglou, I. Evangelou, G. Flouris, C. Foudas, P. Kokkas, N. Manthos, I. Papadopoulos, E. Paradas

Wigner Research Centre for Physics, Budapest, Hungary

G. Bencze, C. Hajdu, P. Hidas, D. Horvath¹⁷, F. Sikler, V. Veszpremi, G. Vesztergombi¹⁸, A. J. Zsigmond

Institute of Nuclear Research ATOMKI, Debrecen, Hungary

N. Beni, S. Czellar, J. Karancsi¹⁹, J. Molnar, J. Palinkas, Z. Szillasi

University of Debrecen, Debrecen, Hungary

P. Raics, Z. L. Trocsanyi, B. Ujvari

National Institute of Science Education and Research, Bhubaneswar, India

S. K. Swain

Panjab University, Chandigarh, India

S. B. Beri, V. Bhatnagar, R. Gupta, U. Bhawandeep, A. K. Kalsi, M. Kaur, R. Kumar, M. Mittal, N. Nishu, J. B. Singh

University of Delhi, Delhi, India

Ashok Kumar, Arun Kumar, S. Ahuja, A. Bhardwaj, B. C. Choudhary, A. Kumar, S. Malhotra, M. Naimuddin, K. Ranjan, V. Sharma

Saha Institute of Nuclear Physics, Kolkata, India

S. Banerjee, S. Bhattacharya, K. Chatterjee, S. Dutta, B. Gomber, Sa. Jain, Sh. Jain, R. Khurana, A. Modak, S. Mukherjee, D. Roy, S. Sarkar, M. Sharan

Bhabha Atomic Research Centre, Mumbai, India

A. Abdulsalam, D. Dutta, S. Kailas, V. Kumar, A. K. Mohanty², L. M. Pant, P. Shukla, A. Topkar

Tata Institute of Fundamental Research, Mumbai, India

T. Aziz, S. Banerjee, S. Bhowmik²⁰, R. M. Chatterjee, R. K. Dewanjee, S. Dugad, S. Ganguly, S. Ghosh, M. Guchait, A. Gurtu²¹, G. Kole, S. Kumar, M. Maity²⁰, G. Majumder, K. Mazumdar, G. B. Mohanty, B. Parida, K. Sudhakar, N. Wickramage²²

Institute for Research in Fundamental Sciences (IPM), Tehran, Iran

H. Bakhshiansohi, H. Behnamian, S. M. Etesami²³, A. Fahim²⁴, R. Goldouzian, M. Khakzad, M. Mohammadi Najafabadi, M. Naseri, S. Paktinat Mehdiabadi, F. Rezaei Hosseinabadi, B. Safarzadeh²⁵, M. Zeinali

University College Dublin, Dublin, Ireland

M. Felcini, M. Grunewald

INFN Sezione di Bari^a, Università di Bari^b, Politecnico di Bari^c, Bari, Italy

M. Abbrescia^{a,b}, L. Barbore^{a,b}, C. Calabria^{a,b}, S. S. Chhibra^{a,b}, A. Colaleo^a, D. Creanza^{a,c}, N. De Filippis^{a,c}, M. De Palma^{a,b}, L. Fiore^a, G. Iaselli^{a,c}, G. Maggi^{a,c}, M. Maggi^a, S. My^{a,c}, S. Nuzzo^{a,b}, A. Pompili^{a,b}, G. Pugliese^{a,c}, R. Radogna^{a,b,2}, G. Selvaggi^{a,b}, L. Silvestris^{a,2}, R. Venditti^{a,b}, G. Zito^a

INFN Sezione di Bologna^a, Università di Bologna^b, Bologna, Italy

G. Abbiendi^a, A. C. Benvenuti^a, D. Bonacorsi^{a,b}, S. Braibant-Giacomelli^{a,b}, L. Brigliadori^{a,b}, R. Campanini^{a,b}, P. Capiluppi^{a,b}, A. Castro^{a,b}, F. R. Cavallo^a, G. Codispoti^{a,b}, M. Cuffiani^{a,b}, G. M. Dallavalle^a, F. Fabbri^a, A. Fanfani^{a,b}, D. Fasanella^{a,b}, P. Giacomelli^a, C. Grandi^a, L. Guiducci^{a,b}, S. Marcellini^a, G. Masetti^a, A. Montanari^a, F. L. Navarria^{a,b}, A. Perrotta^a, F. Primavera^{a,b}, A. M. Rossi^{a,b}, T. Rovelli^{a,b}, G. P. Siroli^{a,b}, N. Tosi^{a,b}, R. Travaglini^{a,b}

INFN Sezione di Catania^a, Università di Catania^b, CSFNSM^c, Catania, Italy

S. Albergo^{a,b}, G. Cappello^a, M. Chiorboli^{a,b}, S. Costa^{a,b}, F. Giordano^{a,2}, R. Potenza^{a,b}, A. Tricomi^{a,b}, C. Tuve^{a,b}

INFN Sezione di Firenze^a, Università di Firenze^b, Firenze, Italy

G. Barbagli^a, V. Ciulli^{a,b}, C. Civinini^a, R. D'Alessandro^{a,b}, E. Focardi^{a,b}, E. Gallo^a, S. Gonzi^{a,b}, V. Gori^{a,b,2}, P. Lenzi^{a,b}, M. Meschini^a, S. Paoletti^a, G. Sguazzoni^a, A. Tropiano^{a,b}

INFN Laboratori Nazionali di Frascati, Frascati, Italy

L. Benussi, S. Bianco, F. Fabbri, D. Piccolo

INFN Sezione di Genova^a, Università di Genova^b, Genova, Italy

R. Ferretti^{a,b}, F. Ferro^a, M. Lo Vetere^{a,b}, E. Robutti^a, S. Tosi^{a,b}

INFN Sezione di Milano-Bicocca^a, Università di Milano-Bicocca^b, Milano, Italy

M. E. Dinardo^{a,b}, S. Fiorendi^{a,b,2}, S. Gennai^{a,2}, R. Gerosa^{a,b,2}, A. Ghezzi^{a,b}, P. Govoni^{a,b}, M. T. Lucchini^{a,b,2}, S. Malvezzi^a, R. A. Manzoni^{a,b}, A. Martelli^{a,b}, B. Marzocchi^{a,b}, D. Menasce^a, L. Moroni^a, M. Paganoni^{a,b}, D. Pedrini^a, S. Ragazzi^{a,b}, N. Redaelli^a, T. Tabarelli de Fatis^{a,b}

INFN Sezione di Napoli^a, Università di Napoli 'Federico II'^b, Università della Basilicata (Potenza)^c, Università G. Marconi (Roma)^d, Naples, Italy

S. Buontempo^a, N. Cavallo^{a,c}, S. Di Guida^{a,d,2}, F. Fabozzi^{a,c}, A. O. M. Iorio^{a,b}, L. Lista^a, S. Meola^{a,d,2}, M. Merola^a, P. Paolucci^{a,2}

INFN Sezione di Padova^a, Università di Padova^b, Università di Trento (Trento)^c, Padua, Italy

P. Azzi^a, N. Bacchetta^a, D. Bisello^{a,b}, A. Branca^{a,b}, R. Carlin^{a,b}, P. Checchia^a, M. Dall'Osso^{a,b}, T. Dorigo^a, M. Galanti^{a,b}, F. Gasparini^{a,b}, U. Gasparini^{a,b}, P. Giubileo^{a,b}, A. Gozzelino^a, K. Kanishchev^{a,c}, S. Lacaprarà^a, M. Margoni^{a,b}, A. T. Meneguzzo^{a,b}, J. Pazzini^{a,b}, N. Pozzobon^{a,b}, P. Ronchese^{a,b}, F. Simonetto^{a,b}, E. Torassa^a, M. Tosi^{a,b}, S. Vanini^{a,b}, S. Ventura^a, P. Zotto^{a,b}, A. Zucchetta^{a,b}

INFN Sezione di Pavia^a, Università di Pavia^b, Pavia, Italy

M. Gabusi^{a,b}, S. P. Ratti^{a,b}, V. Re^a, C. Riccardi^{a,b}, P. Salvini^a, P. Vitulo^{a,b}

INFN Sezione di Perugia^a, Università di Perugia^b, Perugia, Italy

M. Biasini^{a,b}, G. M. Bilei^a, D. Ciangottini^{a,b}, L. Fanò^{a,b}, P. Lariccia^{a,b}, G. Mantovani^{a,b}, M. Menichelli^a, A. Saha^a, A. Santocchia^{a,b}, A. Spiezia^{a,b,2}

INFN Sezione di Pisa^a, Università di Pisa^b, Scuola Normale Superiore di Pisa^c, Pisa, Italy

K. Androsov^{a,26}, P. Azzurri^a, G. Bagliesi^a, J. Bernardini^a, T. Boccali^a, G. Broccolo^{a,c}, R. Castaldi^a, M. A. Ciocci^{a,26}, R. Dell'Orso^a, S. Donato^{a,c}, F. Fiori^{a,c}, L. Foà^{a,c}, A. Giassi^a, M. T. Grippo^{a,26}, F. Ligabue^{a,c}, T. Lomtadze^a, L. Martini^{a,b}, A. Messineo^{a,b}, C. S. Moon^{a,27}, F. Palli^{a,2}, A. Rizzi^{a,b}, A. Savoy-Navarro^{a,28}, A. T. Serban^a, P. Spagnolo^a, P. Squillacioti^{a,26}, R. Tenchini^a, G. Tonelli^{a,b}, A. Venturi^a, P. G. Verdini^a, C. Vernieri^{a,c,2}

INFN Sezione di Roma^a, Università di Roma^b, Rome, Italy

L. Barone^{a,b}, F. Cavallari^a, G. D'imperio^{a,b}, D. Del Re^{a,b}, M. Diemoz^a, M. Grassi^{a,b}, C. Jorda^a, E. Longo^{a,b}, F. Margaroli^{a,b}, P. Meridiani^a, F. Micheli^{a,b,2}, S. Nourbakhsh^{a,b}, G. Organtini^{a,b}, R. Paramatti^a, S. Rahatlou^{a,b}, C. Rovelli^a, F. Santanastasio^{a,b}, L. Soffi^{a,b,2}, P. Traczyk^{a,b}

INFN Sezione di Torino^a, Università di Torino^b, Università del Piemonte Orientale (Novara)^c, Torino, Italy

N. Amapane^{a,b}, R. Arcidiacono^{a,c}, S. Argiro^{a,b,2}, M. Arneodo^{a,c}, R. Bellan^{a,b}, C. Biino^a, N. Cartiglia^a, S. Casasso^{a,b,2}, M. Costa^{a,b}, A. Degano^{a,b}, N. Demaria^a, L. Finco^{a,b}, C. Mariotti^a, S. Maselli^a, E. Migliore^{a,b}, V. Monaco^{a,b}, M. Musich^a, M. M. Obertino^{a,c,2}, G. Ortona^{a,b}, L. Pacher^{a,b}, N. Pastrone^a, M. Pelliccioni^a, G. L. Pinna Angioni^{a,b}, A. Potenza^{a,b}, A. Romero^{a,b}, M. Ruspa^{a,c}, R. Sacchi^{a,b}, A. Solano^{a,b}, A. Staiano^a, U. Tamponi^a

INFN Sezione di Trieste^a, Università di Trieste^b, Trieste, Italy

S. Belforte^a, V. Candelise^{a,b}, M. Casarsa^a, F. Cossutti^a, G. Della Ricca^{a,b}, B. Gobbo^a, C. La Licata^{a,b}, M. Marone^{a,b}, A. Schizzi^{a,b}, T. Umer^{a,b}, A. Zanetti^a

Kangwon National University, Chunchon, Korea

S. Chang, T. A. Kropivnitskaya, S. K. Nam

Kyungpook National University, Taegu, Korea

D. H. Kim, G. N. Kim, M. S. Kim, D. J. Kong, S. Lee, Y. D. Oh, H. Park, A. Sakharov, D. C. Son

Chonbuk National University, Chonju, Korea

T. J. Kim

Chonnam National University, Institute for Universe and Elementary Particles, Kwangju, Korea

J. Y. Kim, S. Song

Korea University, Seoul, Korea

S. Choi, D. Gyun, B. Hong, M. Jo, H. Kim, Y. Kim, B. Lee, K. S. Lee, S. K. Park, Y. Roh

University of Seoul, Seoul, Korea

M. Choi, J. H. Kim, I. C. Park, G. Ryu, M. S. Ryu

Sungkyunkwan University, Suwon, Korea

Y. Choi, Y. K. Choi, J. Goh, D. Kim, E. Kwon, J. Lee, H. Seo, I. Yu

Vilnius University, Vilnius, Lithuania

A. Juodagalvis

National Centre for Particle Physics, Universiti Malaya, Kuala Lumpur, Malaysia

J. R. Komaragiri, M. A. B. Md Ali

Centro de Investigacion y de Estudios Avanzados del IPN, Mexico City, Mexico

H. Castilla-Valdez, E. De La Cruz-Burelo, I. Heredia-de La Cruz²⁹, A. Hernandez-Almada, R. Lopez-Fernandez, A. Sanchez-Hernandez

Universidad Iberoamericana, Mexico City, Mexico

S. Carrillo Moreno, F. Vazquez Valencia

Benemerita Universidad Autonoma de Puebla, Puebla, Mexico

I. Pedraza, H. A. Salazar Ibarquen

Universidad Autónoma de San Luis Potosí, San Luis Potosí, Mexico

E. Casimiro Linares, A. Morelos Pineda

University of Auckland, Auckland, New Zealand

D. Krofcheck

University of Canterbury, Christchurch, New Zealand

P. H. Butler, S. Reucroft

National Centre for Physics, Quaid-I-Azam University, Islamabad, Pakistan

A. Ahmad, M. Ahmad, Q. Hassan, H. R. Hoorani, S. Khalid, W. A. Khan, T. Khurshid, M. A. Shah, M. Shoaib

National Centre for Nuclear Research, Swierk, Poland

H. Bialkowska, M. Bluj, B. Boimska, T. Frueboes, M. Górski, M. Kazana, K. Nawrocki, K. Romanowska-Rybinska, M. Szleper, P. Zalewski

Institute of Experimental Physics, Faculty of Physics, University of Warsaw, Warsaw, Poland

G. Brona, K. Bunkowski, M. Cwiok, W. Dominik, K. Doroba, A. Kalinowski, M. Konecki, J. Krolikowski, M. Misiura, M. Olszewski, W. Wolszczak

Laboratório de Instrumentação e Física Experimental de Partículas, Lisbon, Portugal

P. Bargassa, C. Beirão Da Cruz E Silva, P. Faccioli, P. G. Ferreira Parracho, M. Gallinaro, L. Lloret Iglesias, F. Nguyen, J. Rodrigues Antunes, J. Seixas, J. Varela, P. Vischia

Joint Institute for Nuclear Research, Dubna, Russia

S. Afanasiev, P. Bunin, M. Gavrilenko, I. Golutvin, I. Gorbunov, A. Kamenev, V. Karjavin, V. Konoplyanikov, A. Lanev, A. Malakhov, V. Matveev³⁰, P. Moisezenz, V. Palichik, V. Perehygin, S. Shmatov, N. Skatchkov, V. Smirnov, A. Zarubin

Petersburg Nuclear Physics Institute, Gatchina, St. Petersburg, Russia

V. Golovtsov, Y. Ivanov, V. Kim³¹, P. Levchenko, V. Murzin, V. Oreshkin, I. Smirnov, V. Sulimov, L. Uvarov, S. Vavilov, A. Vorobyev, An. Vorobyev

Institute for Nuclear Research, Moscow, Russia

Yu. Andreev, A. Dermenev, S. Gninenko, N. Golubev, M. Kirsanov, N. Krasnikov, A. Pashenkov, D. Tlisov, A. Toropin

Institute for Theoretical and Experimental Physics, Moscow, Russia

V. Epshteyn, V. Gavrillov, N. Lychkovskaya, V. Popov, G. Safronov, S. Semenov, A. Spiridonov, V. Stolin, E. Vlasov, A. Zhokin

P. N. Lebedev Physical Institute, Moscow, Russia

V. Andreev, M. Azarkin, I. Dremin, M. Kirakosyan, A. Leonidov, G. Mesyats, S. V. Rusakov, A. Vinogradov

Skobeltsyn Institute of Nuclear Physics, Lomonosov Moscow State University, Moscow, Russia

A. Belyaev, E. Boos, M. Dubinin³², L. Dudko, A. Ershov, A. Gribushin, V. Klyukhin, O. Kodolova, I. Lokhtin, S. Obraztsov, S. Petrushanko, V. Savrin, A. Snigirev

State Research Center of Russian Federation, Institute for High Energy Physics, Protvino, Russia

I. Azhgirey, I. Bayshev, S. Bitioukov, V. Kachanov, A. Kalinin, D. Konstantinov, V. Krychkin, V. Petrov, R. Ryutin, A. Sobol, L. Tourtchanovitch, S. Troshin, N. Tyurin, A. Uzunian, A. Volkov

Faculty of Physics and Vinca Institute of Nuclear Sciences, University of Belgrade, Belgrade, Serbia

P. Adzic³³, M. Ekmedzic, J. Milosevic, V. Rekoic

Centro de Investigaciones Energéticas Medioambientales y Tecnológicas (CIEMAT), Madrid, Spain

J. Alcaraz Maestre, C. Battilana, E. Calvo, M. Cerrada, M. Chamizo Llatas, N. Colino, B. De La Cruz, A. Delgado Peris, D. Domínguez Vázquez, A. Escalante Del Valle, C. Fernandez Bedoya, J. P. Fernández Ramos, J. Flix, M. C. Fouz, P. Garcia-Abia, O. Gonzalez Lopez, S. Goy Lopez, J. M. Hernandez, M. I. Josa, E. Navarro De Martino, A. Pérez-Calero Yzquierdo, J. Puerta Pelayo, A. Quintario Olmeda, I. Redondo, L. Romero, M. S. Soares

Universidad Autónoma de Madrid, Madrid, Spain

C. Albajar, J. F. de Trocóniz, M. Missiroli, D. Moran

Universidad de Oviedo, Oviedo, Spain

H. Brun, J. Cuevas, J. Fernandez Menendez, S. Folgueras, I. Gonzalez Caballero

Instituto de Física de Cantabria (IFCA), CSIC-Universidad de Cantabria, Santander, Spain

J. A. Brochero Cifuentes, I. J. Cabrillo, A. Calderon, J. Duarte Campderros, M. Fernandez, G. Gomez, A. Graziano, A. Lopez Virto, J. Marco, R. Marco, C. Martinez Rivero, F. Matorras, F. J. Munoz Sanchez, J. Piedra Gomez, T. Rodrigo, A. Y. Rodríguez-Marrero, A. Ruiz-Jimeno, L. Scodellaro, I. Vila, R. Vilar Cortabitarte

CERN, European Organization for Nuclear Research, Geneva, Switzerland

D. Abbaneo, E. Auffray, G. Auzinger, M. Bachtis, P. Baillon, A. H. Ball, D. Barney, A. Benaglia, J. Bendavid, L. Benhabib, J. F. Benitez, C. Bernet⁷, G. Bianchi, P. Bloch, A. Bocci, A. Bonato, O. Bondu, C. Botta, H. Breuker, T. Camporesi, G. Cerminara, S. Colafranceschi³⁴, M. D'Alfonso, D. d'Enterria, A. Dabrowski, A. David, F. De Guio, A. De Roeck, S. De Visscher, E. Di Marco, M. Dobson, M. Dordevic, B. Dorney, N. Dupont-Sagorin, A. Elliott-Peisert, J. Eugster, G. Franzoni, W. Funk, D. Gigi, K. Gill, D. Giordano, M. Girone, F. Glege, R. Guida, S. Gundacker, M. Guthoff, J. Hammer, M. Hansen, P. Harris, J. Hegeman, V. Innocente, P. Janot, K. Kousouris, K. Krajczar, P. Lecoq, C. Lourenço, N. Magini, L. Malgeri, M. Mannelli, J. Marrouche, L. Masetti, F. Meijers, S. Mersi, E. Meschi, F. Moortgat, S. Morovic, M. Mulders, P. Musella, L. Orsini, L. Pape, E. Perez, L. Perrozzi, A. Petrilli, G. Petrucciani, A. Pfeiffer, M. Pierini,

M. Pimiä, D. Piparo, M. Plagge, A. Racz, G. Rolandi³⁵, M. Rovere, H. Sakulin, C. Schäfer, C. Schwick, A. Sharma, P. Siegrist, P. Silva, M. Simon, P. Sphicas³⁶, D. Spiga, J. Steggemann, B. Stieger, M. Stoye, Y. Takahashi, D. Treille, A. Tsirou, G. I. Veres¹⁸, N. Wardle, H. K. Wöhri, H. Wollny, W. D. Zeuner

Paul Scherrer Institut, Villigen, Switzerland

W. Bertl, K. Deiters, W. Erdmann, R. Horisberger, Q. Ingram, H. C. Kaestli, D. Kotlinski, U. Langenegger, D. Renker, T. Rohe

Institute for Particle Physics, ETH Zurich, Zurich, Switzerland

F. Bachmair, L. Bäni, L. Bianchini, M. A. Buchmann, B. Casal, N. Chanon, G. Dissertori, M. Dittmar, M. Donegà, M. Dünser, P. Eller, C. Grab, D. Hits, J. Hoss, W. Luster, B. Mangano, A. C. Marini, P. Martinez Ruiz del Arbol, M. Masciovecchio, D. Meister, N. Mohr, C. Nägeli³⁷, F. Nessi-Tedaldi, F. Pandolfi, F. Pauss, M. Peruzzi, M. Quitnat, L. Rebane, M. Rossini, A. Starodumov³⁸, M. Takahashi, K. Theofilatos, R. Wallny, H. A. Weber

Universität Zürich, Zurich, Switzerland

C. AMSLER³⁹, M. F. Canelli, V. Chiochia, A. De Cosa, A. Hinzmann, T. Hreus, B. Kilminster, C. Lange, B. Millan Mejias, J. Ngadiuba, P. Robmann, F. J. Ronga, S. Taroni, M. Verzetti, Y. Yang

National Central University, Chung-Li, Taiwan

M. Cardaci, K. H. Chen, C. Ferro, C. M. Kuo, W. Lin, Y. J. Lu, R. Volpe, S. S. Yu

National Taiwan University (NTU), Taipei, Taiwan

P. Chang, Y. H. Chang, Y. W. Chang, Y. Chao, K. F. Chen, P. H. Chen, C. Dietz, U. Grundler, W.-S. Hou, K. Y. Kao, Y. J. Lei, Y. F. Liu, R.-S. Lu, D. Majumder, E. Petrakou, Y. M. Tzeng, R. Wilken

Department of Physics, Faculty of Science, Chulalongkorn University, Bangkok, Thailand

B. Asavapibhop, G. Singh, N. Srimanobhas, N. Suwonjandee

Cukurova University, Adana, Turkey

A. Adiguzel, M. N. Bakirci⁴⁰, S. Cerci⁴¹, C. Dozen, I. Dumanoglu, E. Eskut, S. Girgis, G. Gokbulut, E. Gurpinar, I. Hos, E. E. Kangal, A. Kayis Topaksu, G. Onengut⁴², K. Ozdemir, S. Ozturk⁴⁰, A. Polatoz, D. Sunar Cerci⁴¹, B. Tali⁴¹, H. Topakli⁴⁰, M. Vergili

Physics Department, Middle East Technical University, Ankara, Turkey

I. V. Akin, B. Bilin, S. Bilmis, H. Gamsizkan⁴³, G. Karapinar⁴⁴, K. Ocalan⁴⁵, S. Sekmen, U. E. Surat, M. Yalvac, M. Zeyrek

Bogazici University, Istanbul, Turkey

E. Gülmez, B. Isildak⁴⁶, M. Kaya⁴⁷, O. Kaya⁴⁸

Istanbul Technical University, Istanbul, Turkey

K. Cankocak, F. I. Vardarli

National Scientific Center, Kharkov Institute of Physics and Technology, Kharkov, Ukraine

L. Levchuk, P. Sorokin

University of Bristol, Bristol, UK

J. J. Brooke, E. Clement, D. Cussans, H. Flacher, J. Goldstein, M. Grimes, G. P. Heath, H. F. Heath, J. Jacob, L. Kreczko, C. Lucas, Z. Meng, D. M. Newbold⁴⁹, S. Paramesvaran, A. Poll, S. Senkin, V. J. Smith, T. Williams

Rutherford Appleton Laboratory, Didcot, UK

K. W. Bell, A. Belyaev⁵⁰, C. Brew, R. M. Brown, D. J. A. Cockerill, J. A. Coughlan, K. Harder, S. Harper, E. Olaiya, D. Petyt, C. H. Shepherd-Themistocleous, A. Thea, I. R. Tomalin, W. J. Womersley, S. D. Worm

Imperial College, London, UK

M. Baber, R. Bainbridge, O. Buchmuller, D. Burton, D. Colling, N. Cripps, M. Cutajar, P. Dauncey, G. Davies, M. Della Negra, P. Dunne, W. Ferguson, J. Fulcher, D. Futyan, A. Gilbert, G. Hall, G. Iles, M. Jarvis, G. Karapostoli, M. Kenzie, R. Lane, R. Lucas⁴⁹, L. Lyons, A.-M. Magnan, S. Malik, B. Mathias, J. Nash, A. Nikitenko³⁸, J. Pela, M. Pesaresi, K. Petridis, D. M. Raymond, S. Rogerson, A. Rose, C. Seez, P. Sharp[†], A. Tapper, M. Vazquez Acosta, T. Virdee, S. C. Zenz

Brunel University, Uxbridge, UK

J. E. Cole, P. R. Hobson, A. Khan, P. Kyberd, D. Leggat, D. Leslie, W. Martin, I. D. Reid, P. Symonds, L. Teodorescu, M. Turner

Baylor University, Waco, USA

J. Dittmann, K. Hatakeyama, A. Kasmi, H. Liu, T. Scarborough

The University of Alabama, Tuscaloosa, USA

O. Charaf, S. I. Cooper, C. Henderson, P. Rumerio

Boston University, Boston, USA

A. Avetisyan, T. Bose, C. Fantasia, P. Lawson, C. Richardson, J. Rohlf, J. St. John, L. Sulak

Brown University, Providence, USA

J. Alimena, E. Berry, S. Bhattacharya, G. Christopher, D. Cutts, Z. Demiragli, N. Dhingra, A. Ferapontov, A. Garabedian, U. Heintz, G. Kukartsev, E. Laird, G. Landsberg, M. Luk, M. Narain, M. Segala, T. Sinthuprasith, T. Speer, J. Swanson

University of California, Davis, USA

R. Breedon, G. Breto, M. Calderon De La Barca Sanchez, S. Chauhan, M. Chertok, J. Conway, R. Conway, P. T. Cox, R. Erbacher, M. Gardner, W. Ko, R. Lander, T. Miceli, M. Mulhearn, D. Pellett, J. Pilot, F. Ricci-Tam, M. Searle, S. Shalhout, J. Smith, M. Squires, D. Stolp, M. Tripathi, S. Wilbur, R. Yohay

University of California, Los Angeles, USA

R. Cousins, P. Everaerts, C. Farrell, J. Hauser, M. Ignatenko, G. Rakness, E. Takasugi, V. Valuev, M. Weber

University of California, Riverside, Riverside, USA

K. Burt, R. Clare, J. Ellison, J. W. Gary, G. Hanson, J. Heilman, M. Ivova Rikova, P. Jandir, E. Kennedy, F. Lacroix, O. R. Long, A. Luthra, M. Malberti, H. Nguyen, M. Olmedo Negrete, A. Shrinivas, S. Sumowidagdo, S. Wimpenny

University of California, San Diego, La Jolla, USA

W. Andrews, J. G. Branson, G. B. Cerati, S. Cittolin, R. T. D'Agnolo, D. Evans, A. Holzner, R. Kelley, D. Klein, M. Lebourgeois, J. Letts, I. Macneill, D. Olivito, S. Padhi, C. Palmer, M. Pieri, M. Sani, V. Sharma, S. Simon, E. Sudano, M. Tadel, Y. Tu, A. Vartak, C. Welke, F. Würthwein, A. Yagil

University of California, Santa Barbara, Santa Barbara, USA

D. Barge, J. Bradmiller-Feld, C. Campagnari, T. Danielson, A. Dishaw, K. Flowers, M. Franco Sevilla, P. Geffert, C. George, F. Golf, L. Gouskos, J. Incandela, C. Justus, N. Mccoll, J. Richman, D. Stuart, W. To, C. West, J. Yoo

California Institute of Technology, Pasadena, USA

A. Apresyan, A. Bornheim, J. Bunn, Y. Chen, J. Duarte, A. Mott, H. B. Newman, C. Pena, C. Rogan, M. Spiropulu, V. Timciuc, J. R. Vlimant, R. Wilkinson, S. Xie, R. Y. Zhu

Carnegie Mellon University, Pittsburgh, USA

V. Azzolini, A. Calamba, B. Carlson, T. Ferguson, Y. Iiyama, M. Paulini, J. Russ, H. Vogel, I. Vorobiev

University of Colorado at Boulder, Boulder, USA

J. P. Cumalat, W. T. Ford, A. Gaz, E. Luiggi Lopez, U. Nauenberg, J. G. Smith, K. Stenson, K. A. Ulmer, S. R. Wagner

Cornell University, Ithaca, USA

J. Alexander, A. Chatterjee, J. Chu, S. Dittmer, N. Eggert, N. Mirman, G. Nicolas Kaufman, J. R. Patterson, A. Ryd, E. Salvati, L. Skinnari, W. Sun, W. D. Teo, J. Thom, J. Thompson, J. Tucker, Y. Weng, L. Winstrom, P. Wittich

Fairfield University, Fairfield, USA

D. Winn

Fermi National Accelerator Laboratory, Batavia, USA

S. Abdullin, M. Albrow, J. Anderson, G. Apollinari, L. A. T. Bauerdick, A. Beretvas, J. Berryhill, P. C. Bhat, G. Bolla, K. Burkett, J. N. Butler, H. W. K. Cheung, F. Chlebana, S. Cihangir, V. D. Elvira, I. Fisk, J. Freeman, Y. Gao, E. Gottschalk, L. Gray, D. Green, S. Grünendahl, O. Gutsche, J. Hanlon, D. Hare, R. M. Harris, J. Hirschauer, B. Hooberman, S. Jindariani, M. Johnson, U. Joshi, K. Kaadze, B. Klima, B. Kreis, S. Kwan, J. Linacre, D. Lincoln, R. Lipton, T. Liu, J. Lykken, K. Maeshima, J. M. Marraffino, V. I. Martinez Outschoorn, S. Maruyama, D. Mason,

P. McBride, P. Merkel, K. Mishra, S. Mrenna, Y. Musienko³⁰, S. Nahn, C. Newman-Holmes, V. O'Dell, O. Prokofyev, E. Sexton-Kennedy, S. Sharma, A. Soha, W. J. Spalding, L. Spiegel, L. Taylor, S. Tkaczyk, N. V. Tran, L. Uplegger, E. W. Vaandering, R. Vidal, A. Whitbeck, J. Whitmore, F. Yang

University of Florida, Gainesville, USA

D. Acosta, P. Avery, P. Bortignon, D. Bourilkov, M. Carver, T. Cheng, D. Curry, S. Das, M. De Gruttola, G. P. Di Giovanni, R. D. Field, M. Fisher, I. K. Furic, J. Hugon, J. Konigsberg, A. Korytov, T. Kypreos, J. F. Low, K. Matchev, P. Milenovic⁵¹, G. Mitselmakher, L. Muniz, A. Rinkevicius, L. Shchutska, M. Snowball, D. Sperka, J. Yelton, M. Zakaria

Florida International University, Miami, USA

S. Hewamanage, S. Linn, P. Markowitz, G. Martinez, J. L. Rodriguez

Florida State University, Tallahassee, USA

T. Adams, A. Askew, J. Bochenek, B. Diamond, J. Haas, S. Hagopian, V. Hagopian, K. F. Johnson, H. Prosper, V. Veeraraghavan, M. Weinberg

Florida Institute of Technology, Melbourne, USA

M. M. Baarmand, M. Hohlmann, H. Kalakhety, F. Yumiceva

University of Illinois at Chicago (UIC), Chicago, USA

M. R. Adams, L. Apanasevich, V. E. Bazterra, D. Berry, R. R. Betts, I. Bucinskaite, R. Cavanaugh, O. Evdokimov, L. Gauthier, C. E. Gerber, D. J. Hofman, S. Khalatyan, P. Kurt, D. H. Moon, C. O'Brien, C. Silkworth, P. Turner, N. Varelas

The University of Iowa, Iowa City, USA

E. A. Albayrak⁵², B. Bilki⁵³, W. Clarida, K. Dilsiz, F. Duru, M. Haytmyradov, J.-P. Merlo, H. Mermerkaya⁵⁴, A. Mestvirishvili, A. Moeller, J. Nachtman, H. Ogul, Y. Onel, F. Ozok⁵², A. Penzo, R. Rahmat, S. Sen, P. Tan, E. Tiras, J. Wetzel, T. Yetkin⁵⁵, K. Yi

Johns Hopkins University, Baltimore, USA

B. A. Barnett, B. Blumenfeld, S. Bolognesi, D. Fehling, A. V. Gritsan, P. Maksimovic, C. Martin, M. Swartz

The University of Kansas, Lawrence, USA

P. Baringer, A. Bean, G. Benelli, C. Bruner, R. P. KennyIII, M. Malek, M. Murray, D. Noonan, S. Sanders, J. Sekaric, R. Stringer, Q. Wang, J. S. Wood

Kansas State University, Manhattan, USA

A. F. Barfuss, I. Chakaberia, A. Ivanov, S. Khalil, M. Makouski, Y. Maravin, L. K. Saini, S. Shrestha, N. Skhirtladze, I. Svintradze

Lawrence Livermore National Laboratory, Livermore, USA

J. Gronberg, D. Lange, F. Rebassoo, D. Wright

University of Maryland, College Park, USA

A. Baden, A. Belloni, B. Calvert, S. C. Eno, J. A. Gomez, N. J. Hadley, R. G. Kellogg, T. Kolberg, Y. Lu, M. Marionneau, A. C. Mignerey, K. Pedro, A. Skuja, M. B. Tonjes, S. C. Tonwar

Massachusetts Institute of Technology, Cambridge, USA

A. Apyan, R. Barbieri, G. Bauer, W. Busza, I. A. Cali, M. Chan, L. Di Matteo, V. Dutta, G. Gomez Ceballos, M. Goncharov, D. Gulhan, M. Klute, Y. S. Lai, Y.-J. Lee, A. Levin, P. D. Luckey, T. Ma, C. Paus, D. Ralph, C. Roland, G. Roland, G. S. F. Stephans, F. Stöckli, K. Sumorok, D. Velicanu, J. Veverka, B. Wyslouch, M. Yang, M. Zanetti, V. Zhukova

University of Minnesota, Minneapolis, USA

B. Dahmes, A. Gude, S. C. Kao, K. Klapöetke, Y. Kubota, J. Mans, N. Pastika, R. Rusack, A. Singovsky, N. Tambe, J. Turkewitz

University of Mississippi, Oxford, USA

J. G. Acosta, S. Oliveros

University of Nebraska-Lincoln, Lincoln, USA

E. Avdeeva, K. Bloom, S. Bose, D. R. Claes, A. Dominguez, R. Gonzalez Suarez, J. Keller, D. Knowlton, I. Kravchenko, J. Lazo-Flores, S. Malik, F. Meier, G. R. Snow, M. Zvada

State University of New York at Buffalo, Buffalo, USA

J. Dolen, A. Godshalk, I. Iashvili, A. Kharchilava, A. Kumar, S. Rappoccio

Northeastern University, Boston, USA

G. Alverson, E. Barberis, D. Baumgartel, M. Chasco, J. Haley, A. Massironi, D. M. Morse, D. Nash, T. Orimoto, D. Trocino, R. J. Wang, D. Wood, J. Zhang

Northwestern University, Evanston, USA

K. A. Hahn, A. Kubik, N. Mucia, N. Odell, B. Pollack, A. Pozdnyakov, M. Schmitt, S. Stoynev, K. Sung, M. Velasco, S. Won

University of Notre Dame, Notre Dame, USA

A. Brinkerhoff, K. M. Chan, A. Drozdetskiy, M. Hildreth, C. Jessop, D. J. Karmgard, N. Kellams, K. Lannon, W. Luo, S. Lynch, N. Marinelli, T. Pearson, M. Planer, R. Ruchti, N. Valls, M. Wayne, M. Wolf, A. Woodard

The Ohio State University, Columbus, USA

L. Antonelli, J. Brinson, B. Bylsma, L. S. Durkin, S. Flowers, C. Hill, R. Hughes, K. Kotov, T. Y. Ling, D. Puigh, M. Rodenburg, G. Smith, B. L. Winer, H. Wolfe, H. W. Wulsin

Princeton University, Princeton, USA

O. Driga, P. Elmer, P. Hebda, A. Hunt, S. A. Koay, P. Lujan, D. Marlow, T. Medvedeva, M. Mooney, J. Olsen, P. Piroué, X. Quan, H. Saka, D. Stickland², C. Tully, J. S. Werner, A. Zuranski

University of Puerto Rico, Mayaguez, USA

E. Brownson, H. Mendez, J. E. Ramirez Vargas

Purdue University, West Lafayette, USA

V. E. Barnes, D. Benedetti, D. Bortoletto, M. De Mattia, L. Gutay, Z. Hu, M. K. Jha, M. Jones, K. Jung, M. Kress, N. Leonardo, D. Lopes Pegna, V. Maroussov, D. H. Miller, N. Neumeister, B. C. Radburn-Smith, X. Shi, I. Shipsey, D. Silvers, A. Svyatkovskiy, F. Wang, W. Xie, L. Xu, H. D. Yoo, J. Zablocki, Y. Zheng

Purdue University Calumet, Hammond, USA

N. Parashar, J. Stupak

Rice University, Houston, USA

A. Adair, B. Akgun, K. M. Ecklund, F. J. M. Geurts, W. Li, B. Michlin, B. P. Padley, R. Redjimi, J. Roberts, J. Zabel

University of Rochester, Rochester, USA

B. Betchart, A. Bodek, R. Covarelli, P. de Barbaro, R. Demina, Y. Eshaq, T. Ferbel, A. Garcia-Bellido, P. Goldenzweig, J. Han, A. Harel, A. Khukhunaishvili, G. Petrillo, D. Vishnevskiy

The Rockefeller University, New York, USA

R. Ciesielski, L. Demortier, K. Goulianos, G. Lungu, C. Mesropian

Rutgers, The State University of New Jersey, Piscataway, USA

S. Arora, A. Barker, J. P. Chou, C. Contreras-Campana, E. Contreras-Campana, D. Duggan, D. Ferencek, Y. Gershtein, R. Gray, E. Halkiadakis, D. Hidas, S. Kaplan, A. Lath, S. Panwalkar, M. Park, R. Patel, S. Salur, S. Schnetzer, S. Somalwar, R. Stone, S. Thomas, P. Thomassen, M. Walker

University of Tennessee, Knoxville, USA

K. Rose, S. Spanier, A. York

Texas A&M University, College Station, USA

O. Bouhali⁵⁶, A. Castaneda Hernandez, R. Eusebi, W. Flanagan, J. Gilmore, T. Kamon⁵⁷, V. Khotilovich, V. Krutelyov, R. Montalvo, I. Osipenkov, Y. Pakhotin, A. Perloff, J. Roe, A. Rose, A. Safonov, T. Sakuma, I. Suarez, A. Tatarinov

Texas Tech University, Lubbock, USA

N. Akchurin, C. Cowden, J. Damgov, C. Dragoiu, P. R. Dudero, J. Faulkner, K. Kovitanggoon, S. Kunori, S. W. Lee, T. Libeiro, I. Volobouev

Vanderbilt University, Nashville, USA

E. Appelt, A. G. Delannoy, S. Greene, A. Gurrola, W. Johns, C. Maguire, Y. Mao, A. Melo, M. Sharma, P. Sheldon, B. Snook, S. Tuo, J. Velkovska

University of Virginia, Charlottesville, USA

M. W. Arenton, S. Boutle, B. Cox, B. Francis, J. Goodell, R. Hirosky, A. Ledovskoy, H. Li, C. Lin, C. Neu, J. Wood

Wayne State University, Detroit, USA

C. Clarke, R. Harr, P. E. Karchin, C. Kottachchi Kankanamge Don, P. Lamichhane, J. Sturdy

University of Wisconsin, Madison, USA

D. A. Belknap, D. Carlsmith, M. Cepeda, S. Dasu, L. Dodd, S. Duric, E. Friis, R. Hall-Wilton, M. Herndon, A. Hervé, P. Klabbbers, A. Lanaro, C. Lazaridis, A. Levine, R. Loveless, A. Mohapatra, I. Ojalvo, T. Perry, G. A. Pierro, G. Polese, I. Ross, T. Sarangi, A. Savin, W. H. Smith, D. Taylor, P. Verwilligen, C. Vuosalo, N. Woods

† Deceased

- 1: Also at Vienna University of Technology, Vienna, Austria
- 2: Also at CERN, European Organization for Nuclear Research, Geneva, Switzerland
- 3: Also at Institut Pluridisciplinaire Hubert Curien, Université de Strasbourg, Université de Haute Alsace Mulhouse, CNRS/IN2P3, Strasbourg, France
- 4: Also at National Institute of Chemical Physics and Biophysics, Tallinn, Estonia
- 5: Also at Skobeltsyn Institute of Nuclear Physics, Lomonosov Moscow State University, Moscow, Russia
- 6: Also at Universidade Estadual de Campinas, Campinas, Brazil
- 7: Also at Laboratoire Leprince-Ringuet, Ecole Polytechnique, IN2P3-CNRS, Palaiseau, France
- 8: Also at Joint Institute for Nuclear Research, Dubna, Russia
- 9: Also at Suez University, Suez, Egypt
- 10: Also at Cairo University, Cairo, Egypt
- 11: Also at Fayoum University, El-Fayoum, Egypt
- 12: Also at British University in Egypt, Cairo, Egypt
- 13: Now at Sultan Qaboos University, Muscat, Oman
- 14: Also at Université de Haute Alsace, Mulhouse, France
- 15: Also at Ilia State University, Tbilisi, Georgia
- 16: Also at Brandenburg University of Technology, Cottbus, Germany
- 17: Also at Institute of Nuclear Research ATOMKI, Debrecen, Hungary
- 18: Also at Eötvös Loránd University, Budapest, Hungary
- 19: Also at University of Debrecen, Debrecen, Hungary
- 20: Also at University of Visva-Bharati, Santiniketan, India
- 21: Now at King Abdulaziz University, Jeddah, Saudi Arabia
- 22: Also at University of Ruhuna, Matara, Sri Lanka
- 23: Also at Isfahan University of Technology, Isfahan, Iran
- 24: Also at Sharif University of Technology, Tehran, Iran
- 25: Also at Plasma Physics Research Center, Science and Research Branch, Islamic Azad University, Tehran, Iran
- 26: Also at Università degli Studi di Siena, Siena, Italy
- 27: Also at Centre National de la Recherche Scientifique (CNRS)-IN2P3, Paris, France
- 28: Also at Purdue University, West Lafayette, USA
- 29: Also at Universidad Michoacana de San Nicolas de Hidalgo, Morelia, Mexico
- 30: Also at Institute for Nuclear Research, Moscow, Russia
- 31: Also at St. Petersburg State Polytechnical University, St. Petersburg, Russia
- 32: Also at California Institute of Technology, Pasadena, USA
- 33: Also at Faculty of Physics, University of Belgrade, Belgrade, Serbia
- 34: Also at Facoltà Ingegneria, Università di Roma, Rome, Italy

- 35: Also at Scuola Normale e Sezione dell'INFN, Pisa, Italy
- 36: Also at University of Athens, Athens, Greece
- 37: Also at Paul Scherrer Institut, Villigen, Switzerland
- 38: Also at Institute for Theoretical and Experimental Physics, Moscow, Russia
- 39: Also at Albert Einstein Center for Fundamental Physics, Bern, Switzerland
- 40: Also at Gaziosmanpasa University, Tokat, Turkey
- 41: Also at Adiyaman University, Adiyaman, Turkey
- 42: Also at Cag University, Mersin, Turkey
- 43: Also at Anadolu University, Eskisehir, Turkey
- 44: Also at Izmir Institute of Technology, Izmir, Turkey
- 45: Also at Necmettin Erbakan University, Konya, Turkey
- 46: Also at Ozyegin University, Istanbul, Turkey
- 47: Also at Marmara University, Istanbul, Turkey
- 48: Also at Kafkas University, Kars, Turkey
- 49: Also at Rutherford Appleton Laboratory, Didcot, UK
- 50: Also at School of Physics and Astronomy, University of Southampton, Southampton, UK
- 51: Also at University of Belgrade, Faculty of Physics and Vinca Institute of Nuclear Sciences, Belgrade, Serbia
- 52: Also at Mimar Sinan University, Istanbul, Istanbul, Turkey
- 53: Also at Argonne National Laboratory, Argonne, USA
- 54: Also at Erzincan University, Erzincan, Turkey
- 55: Also at Yildiz Technical University, Istanbul, Turkey
- 56: Also at Texas A&M University at Qatar, Doha, Qatar
- 57: Also at Kyungpook National University, Daegu, Korea