

# Insights into the Mechanism of Methanol Steam Reforming Tandem Reaction over CeO<sub>2</sub> Supported Single-site Catalysts

Luning Chen,<sup>1,6,#</sup> Zhiyuan Qi,<sup>1,#</sup> Xinxing Peng,<sup>1</sup> Jeng-Lung Chen,<sup>5</sup> Chih-Wen Pao,<sup>5</sup> Xibo Zhang,<sup>6</sup> Chaochao Dun,<sup>2</sup> Melissa Young,<sup>4</sup> David Prendergast,<sup>2</sup> Jeffrey J. Urban,<sup>2</sup> Jinghua Guo,<sup>3</sup> Gabor A. Somorjai<sup>1,4,\*</sup> Ji Su,<sup>1,2,\*</sup>

<sup>1</sup> Chemical Sciences Division, <sup>2</sup> Molecular Foundry, <sup>3</sup> Advanced Light Source, Lawrence Berkeley National Laboratory, Berkeley, California 94720, United States.

<sup>4</sup> Department of Chemistry, University of California-Berkeley, Berkeley, California 94720, United States.

<sup>5</sup> National Synchrotron Radiation Research Center, Science-Based Industrial Park Hsinchu 30076, Taiwan.

<sup>6</sup> State Key Laboratory of Physical Chemistry of Solid Surfaces, Collaborative Innovation Center of Chemistry for Energy Materials, and Department of Chemistry, College of Chemistry and Chemical Engineering, Xiamen University, Xiamen 361005, China.

*Supporting Information Placeholder*

---

**ABSTRACT:** We demonstrated the special synergy between noble metal single site and neighboring oxygen vacancies provided an “ensemble reaction pool” for high hydrogen generation efficiency and carbon dioxide (CO<sub>2</sub>) selectivity of a tandem reaction, methanol steam reforming. Specifically, the hydrogen generation rate over single site Ru<sub>1</sub>/CeO<sub>2</sub> catalyst is up to 9360 mol H<sub>2</sub> per mol Ru per hour (579 mL<sub>H<sub>2</sub></sub> g<sub>Ru</sub><sup>-1</sup> s<sup>-1</sup>) with 99.5 % CO<sub>2</sub> selectivity. Reaction mechanism study showed that the integration of metal single site and O vacancies facilitated the tandem reaction, which consisted of methanol dehydrogenation, water dissociation, and the subsequent water gas shift (WGS) reaction. In addition, the strength of CO adsorption and the reaction activation energy difference between methanol dehydrogenation and WGS reaction play an important role in determining the activity and CO<sub>2</sub> selectivity. Our study paves the way for the further rational design of single site catalysts at the atomic scale. Furthermore, the development of such highly efficient and selective hydrogen evolution systems promises to deliver highly desirable economic and ecological benefits.

---

## INTRODUCTION

Single-site catalysts, where isolated metal atoms are anchored on supports by bonding to N or O atoms, have opened up a new research frontier in the catalysis field.<sup>1-6</sup> Downsizing metal nanoparticles to a single atom could achieve the maximum efficiency of utilizing noble metals and create more active sites.<sup>7-11</sup> Isolated metal sites typically show excellent activity in many catalytic reactions involving small molecules, such as CO oxidation, water gas shift (WGS) reaction, and methane selective oxidation.<sup>12-14</sup> However, the lack of ensemble sites prevents surface reactions that involve large molecules and some multi-step reactions.<sup>15-17</sup> Recent research demonstrated that “ensemble effects” between the metal single atoms and neighboring oxygen vacancies can favor the oxygen transfer and

reactants adsorption, promoting the catalytic reaction efficiency with large molecules.<sup>18-20</sup> In our previous studies, we demonstrated the enhanced activity and selectivity of methanol dehydrogenation and n-hexane reforming when combining an oxygen vacancy with noble metal atoms.<sup>21-23</sup> The mechanism study also showed that the integration of metal single-sites and neighboring oxygen vacancies creates a special synergy that accelerates the reaction rates by facilitating the adsorption and activation of reactants and the transformation of intermediate species.<sup>18,22</sup> Therefore, we envisioned expanding the reaction scope to tandem reactions and study this “ensemble effect” of single-site catalysts further.

Moreover, hydrogen plays an important role in the transition to a cleaner energy landscape.<sup>24</sup> However,

the safety of hydrogen transportation and storage remains a bottleneck for the upcoming hydrogen economy.<sup>25,26</sup> Storage hydrogen in chemical bonds of liquid organic hydrogen carriers (LOHCs) provides a possibility to overcome this limitation. Among all the LOHCs, methanol is identified as an ideal hydrogen carrier owing to its low cost and wide availability.<sup>27</sup> However, direct methanol dehydrogenation always co-produces CO, which will poison the catalysts, especially in the application of polymer electrolyte membrane fuel cells (PEMFCs).<sup>28,29</sup> On the other side, methanol steam reforming (MSR), as a tandem reaction,<sup>30</sup> consisting of two sequential reactions: methanol dehydrogenation ( $\text{CH}_3\text{OH} = \text{CO} + 2 \text{H}_2$ ) and water gas shift (WGS) reaction ( $\text{CO} + \text{H}_2\text{O} = \text{CO}_2 + \text{H}_2$ ). Therefore, the total reaction of MSR ( $\text{CH}_3\text{OH} + \text{H}_2\text{O} = \text{CO}_2 + 3 \text{H}_2$ ) can not only avoid CO emissions but generate one more stoichiometrically equivalent hydrogen.<sup>31</sup> In the pioneering work,  $\alpha$ -MoC supported single-site Pt or Ni catalysts were discovered exhibiting extraordinary hydrogen production activity in the aqueous-phase methanol reforming reaction.<sup>32,33</sup> The abundant surface hydroxyls of  $\alpha$ -MoC provide highly active sites for water dissociation, thus accelerating the tandem methanol-reforming reaction at the interface between Pt<sub>1</sub> and  $\alpha$ -MoC. However, the underlying tandem mechanism of MSR over single-site catalysts has remained elusive.

The tandem reactions catalyzed by functional nanostructures have been effectively studied.<sup>34-37</sup> Typically, tandem reactions occur on the multi-functional material surfaces or at the interface of different function materials.<sup>34,38</sup> Our previous mechanism studies of tandem reactions found the spatial arrangement of the interfaces of tandem catalyst could control the generation, diffusion and reaction of the intermediates and finally favor the selectivity of desired products.<sup>39</sup> However, single-site catalysts, the logical endpoint of the downsizing, have unique geometric and electronic structures. Therefore, the surface/interface reaction mechanism model that is suitable for traditional metal nanoparticle catalysts can no longer precisely describe the reaction behaviors occurring on the local environment of metal single-sites and need to be revamped. To further investigate the mechanism over these ensemble reaction sites, the key factor is to precisely control the spatial arrangement of the metal single-sites with oxygen vacancies.

In this work, we studied the mechanism of tandem MSR reaction over a series of CeO<sub>2</sub> supported single-site catalysts (Pt<sub>1</sub>/CeO<sub>2</sub>, Pd<sub>1</sub>/CeO<sub>2</sub>, Rh<sub>1</sub>/CeO<sub>2</sub>, Ru<sub>1</sub>/CeO<sub>2</sub>). We showed that well-defined reaction sites consisting of a metal single atom and neighboring oxygen vacancies possessed unique catalytic properties. Compared to the other three single-site catalysts, Ru<sub>1</sub>/CeO<sub>2</sub> displayed the highest hydrogen production rate and CO<sub>2</sub> selectivity. Further study indicated that superior performance could be attributed to the synergy between the metal single site and neighboring oxygen vacancy.

## EXPERIMENTAL METHODS

**Synthesis of M<sub>1</sub>/CeO<sub>2</sub> single-site catalysts (M = Ru, Rh, Pt, Pd).**

Porous CeO<sub>2</sub> nanorods support was synthesized by following the previous report.<sup>40</sup> The single-site M<sub>1</sub>/CeO<sub>2</sub> catalysts were synthesized by an ascorbic acid (AA)-assisted reduction method according to our prior work with some modifications.<sup>20</sup> Typically, 500 mg CeO<sub>2</sub> were first dispersed in 175 mL distilled water, and 1 mmol AA was added to the solution. After stirring at room temperature for 3 hours, the products were collected by centrifugation, washed with distilled water several times, and dried under vacuum, denoted as CeO<sub>2</sub>-AA.

140 mg CeO<sub>2</sub>-AA particles were then re-dispersed in 55 mL distilled water and 0.01 mmol metal precursor (H<sub>2</sub>PtCl<sub>6</sub>, PdCl<sub>2</sub>, RhCl<sub>3</sub>, RuCl<sub>3</sub>) was added. After stirring for 3 hours at room temperature, the products were collected by centrifugation and washed with water several times. After dried under vacuum, the products were calcinated at 300 °C in the air for 5 hours to remove the excess AA, denoted as M<sub>1</sub>/CeO<sub>2</sub>.

### Catalytic methanol steam reforming.

MSR over M<sub>1</sub>/CeO<sub>2</sub> was performed in a continuous flow reactor. In a typical catalytic measurement, 100 mg catalysts were mixed with 500 mg white quartz (50-70 mesh particle size). Then the mixture was placed in a U-shaped fixed-bed flow reactor with an inner diameter of 4.50 mm, and the length of the catalyst bed is around 20 mm. Quartz wool was placed at both ends of the reactor. 30 mL/min helium, regulated by a mass flow controller, was fed to the reactor at 1 atm. Methanol/water mixture (3 mL/h) with varying ratios (pure methanol, 1:1, 1:3, 1:5) was fed into the reactor by an injection pump. A K-type thermocouple was fixed at the center of the catalyst, and the temperature of bed was controlled by a PID 697 controller. The products were analyzed online by HP 5890 GC (HayeSep D column) equipped with a TCD detector.

The conversion of methanol and selectivity of CO<sub>2</sub> were calculated by the following equations:

$$\text{Methanol Conversion (\%)} = \frac{\text{CO output} + \text{CO}_2 \text{ output}}{\text{Methanol input}} \times 100$$

$$\text{CO}_2 \text{ Selectivity (\%)} = \frac{\text{CO}_2 \text{ output}}{\text{CO output} + \text{CO}_2 \text{ output}} \times 100 \%$$

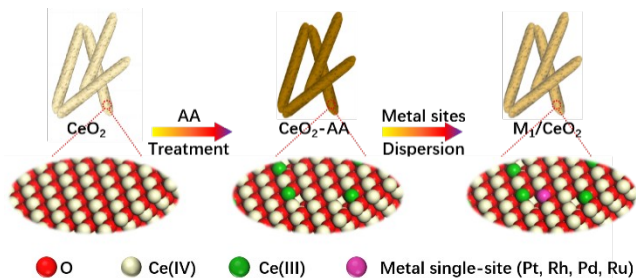
### Catalytic water gas shift (WGS) reaction.

The catalytic water gas shift (WGS) activities of M<sub>1</sub>/CeO<sub>2</sub> catalysts were investigated using same catalyst amount in the same continuous flow reactor for MSR. 28 mL/min He and 2 mL/min CO were mixed and fed to the reactor at 1 atm, regulated by mass flow controllers. A flow of 2.25 mL/h of water was injected into the reactor. A K-type thermocouple was fixed in the center of catalysts and the temperature of the bed was controlled by a PID 697 controller. The products were analyzed online by HP 5890 GC (HayeSep D column) equipped with a TCD detector.

Further details are available in the Supporting Information.

## RESULTS AND DISCUSSION

**Synthesis and characterization of M<sub>1</sub>/CeO<sub>2</sub> single-site catalysts.**



Scheme 1. Schematic presentation of the synthesis process for  $M_1/CeO_2$  single-site catalysts ( $M = Pt, Rh, Pd, Ru$ ).

$Ru_1/CeO_2$  were fabricated by an AA-assisted reduction route (Scheme 1). The ascorbic acid was first employed to create  $Ce^{3+}$  sites on the  $CeO_2$  surface by reducing  $Ce^{4+}$ . Then, pre-reduced  $CeO_2-AA$  was dispersed in the solution. After adding ruthenium precursor ( $RuCl_3$ ) solution, Ru was stabilized on the  $CeO_2$  surface with the assistance of pre-reduced  $Ce^{3+}$  sites. After the calcination treatment in the air to remove the excess absorbed AA, the ruthenium single-sites were anchored on the  $CeO_2$  support surface.

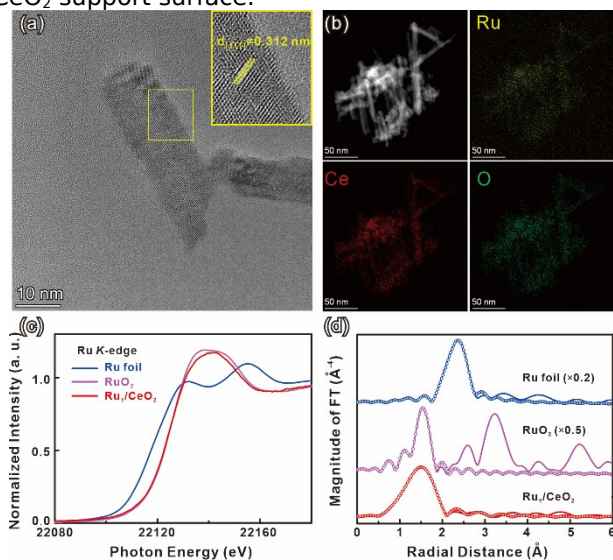


Figure 1. (a) High-resolution TEM image and (b) HAADF-STEM images and elemental mapping images of  $Ru_1/CeO_2$  single-site catalyst. (c) Normalized XANES spectra of  $Ru_1/CeO_2$ ,  $RuO_2$ , and bulk Ru foil at the Ru K-edge. (d) The  $k^3$ -weighted Fourier transform EXAFS spectra and the hollow points are fitting results.

Powder X-ray diffraction (XRD) and high-resolution transmission electron microscope (TEM) were employed to identify the Ru loading status on  $CeO_2$ . XRD patterns (Figure S1) show no additional peaks attributed to metallic Ru due to the low concentration of Ru and its single-site status. Besides, compared to the original  $CeO_2$  support (Figure S2), no apparent Ru nanoparticles or clusters were observed (Figure 1a) while the signals of Ru are uniformly distributed throughout  $CeO_2$ , as shown in the element mapping (Figure 1b). Extended X-ray absorption fine structure (EXAFS) further confirmed the atomic dispersion of ruthenium. As shown in Figure 1d, only one notable peak attributed by Ru-O

was observed in Fourier transformed (FT)  $k^3$ -weighted EXAFS spectrum while the Ru-Ru peak was not detected (Figure S3), indicating isolated Ru sites were atomically dispersed on  $CeO_2$  (Detailed fitting parameters in Table S1).<sup>41,42</sup> Besides, the X-ray absorption near-edge structure (XANES) spectrum of  $Ru_1/CeO_2$  suggested (Figure 1c) that Ru atoms carry a positive charge ( $Ru^{6+}$ ) rather than  $Ru^0$ . This was further investigated by CO adsorption and desorption using *in situ* diffuse reflectance infrared Fourier transform spectroscopy (DRIFTS) (Figure S4). Four peaks at 2173, 2117, 2045, and 1975  $cm^{-1}$  were detected, which is similar to those observed in other Ru single-site catalysts.<sup>43,44</sup> The peaks at 2045 and 1975  $cm^{-1}$  are attributed to the pair of bands of dicarbonyl species of CO adsorbed on oxidized Ru sites,  $Ru^{6+}(CO)_2$ , while the peaks at 2173 and 2117  $cm^{-1}$  are ascribed to monocarbonyl species,  $Ru^{6+}(CO)$ , and tricarbonyl species,  $Ru^{6+}(CO)_3$ , respectively.

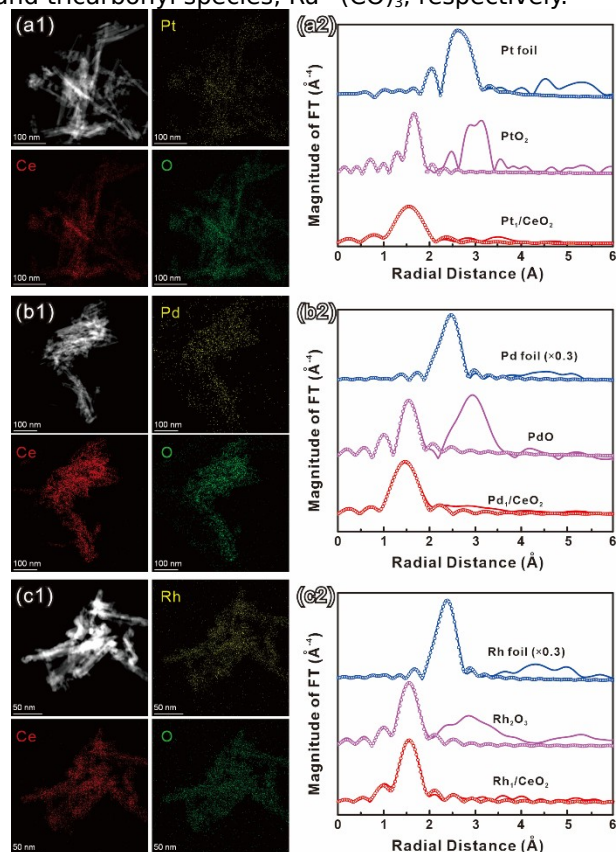


Figure 2. HAADF-STEM images and elemental mapping images of (a1)  $Pt_1/CeO_2$ , (b1)  $Pd_1/CeO_2$  and (c1)  $Rh_1/CeO_2$  single-site catalyst. (c)  $k^3$ -weighted Fourier transform EXAFS spectra of (a2)  $Pt_1/CeO_2$ , (b2)  $Pd_1/CeO_2$ , (c2)  $Rh_1/CeO_2$  and their relative metal foil and metal oxides.

The AA-assisted method can be extended to fabricate various  $CeO_2$  supported noble metal single-site catalysts (i.e. Pt, Pd, and Rh) by simply replacing  $RuCl_3$  with other metal precursors like  $H_2PtCl_6$ ,  $PdCl_2$ , or  $RhCl_3$ . As shown in Figure 2, the noble metal elements are all uniformly distributed on  $CeO_2$  without any nanoparticles or clusters detected (Figure S5, The Corresponding energy spectra are listed in Figure S6). EXAFS spectra in Figure 2 show peaks contributed by the metal-oxygen bond, confirmed that the status of noble

metal on CeO<sub>2</sub> are single sites. From the XANES spectrum (Figure S7-9), all the metal atoms are in the oxidized states rather than metallic states.

It has been reported that the introduction of noble metal single-sites (e.g., Au, Pd, Rh, and Ru) to CeO<sub>2</sub> can efficiently create oxygen vacancies near the dopant cations.<sup>19,45-47</sup> Combined theoretical calculation and spectrum measurement have proved that the generated oxygen vacancies are located near the metal single sites, which generated an ensemble reaction pool with the well-defined structure.<sup>48</sup> Synthetic methods such as atomic layer deposition (ALD) and impregnation-coprecipitation strategy would not involve the pre-reduction of the support, while our AA-assisted method can create more oxygen vacancies on the surface and thus have a higher chance to selectively immobilize metal single sites near the oxygen vacancy. According to XPS results (Figure S10, Table S2), the original proportion of Ce<sup>3+</sup> in the shallow of as-synthesized CeO<sub>2</sub> is around 23.8%.<sup>49</sup> After AA reduction, the proportion of Ce<sup>3+</sup> increased to 41.5%, indicating a lot of O vacancies were created on the surface, which agreed with electron paramagnetic resonance (EPR) spectra and Raman spectra (Figure S11, 12).<sup>50,51</sup> After air calcination to remove excess AA, the Ce<sup>3+</sup> percentages of all M<sub>1</sub>/CeO<sub>2</sub> decreased to a certain degree compared to CeO<sub>2</sub>-AA, but they are still much higher than the original CeO<sub>2</sub> supports (Table S2). This result confirms the introduction of metal single sites could further stabilize the neighboring oxygen vacancies, which is consistent with the prior report.<sup>52</sup> Thus, more ensemble sites consisting of metal single site and surrounding oxygen vacancies were created via AA-assisted method, which could be potentially applied in multi-step tandem reactions.

### Methanol reforming over Ru<sub>1</sub>/CeO<sub>2</sub> single-site catalyst.

Compared to methanol dehydrogenation, MSR not only releases 3 H<sub>2</sub> per methanol by utilizing the H<sub>2</sub> from water, achieving a high H<sub>2</sub> gravimetric density of 18.8% but also avoids the generation of CO by the sequential WGS reaction.<sup>31</sup> Significantly, the gas products of methanol steam reforming are H<sub>2</sub> and CO<sub>2</sub>, without the poisoning gas CO, which can be potentially applied in the polymer electrolyte membrane fuel cells (PEMFCs) without any pretreatments.<sup>32</sup>

We first investigated the catalytic performance of Ru<sub>1</sub>/CeO<sub>2</sub> in both methanol dehydrogenation and MSR reactions with different ratios of methanol and water. As shown in Figures 3a and 3c, methanol dehydrogenation (black line labeled as 1:0) starts at

150 °C, and the higher reaction temperature favors the methanol conversion. At 350 °C, the hydrogen production rate is 100.4 mmol<sub>H<sub>2</sub></sub> g<sub>cat</sub><sup>-1</sup> h<sup>-1</sup> with a methanol conversion of 6.8%. The products of methanol dehydrogenation over Ru<sub>1</sub>/CeO<sub>2</sub> only consist of H<sub>2</sub> and CO, and no formaldehyde was detected.

After introducing water vapor into the system, CO will further react with water through a sequential WGS reaction (CO + H<sub>2</sub>O = CO<sub>2</sub> + H<sub>2</sub>) over Ru<sub>1</sub>/CeO<sub>2</sub>. It will release one more H<sub>2</sub> and convert CO to CO<sub>2</sub>. Compared to CO, CO<sub>2</sub> has a weaker bonding to the Ru single site, so it can be easily removed in the reaction condition, which will recover the active site for the next coming methanol and accelerate the reaction rate. Therefore, introducing water could enhance the H<sub>2</sub> production as well as the conversion of methanol (Figures 3a and 3c). Compared with pure methanol, feeding water and methanol vapor (V<sub>methanol</sub>/V<sub>water</sub> = 1:1) together, the hydrogen generation rate increased to 207.6 mmol<sub>H<sub>2</sub></sub> g<sub>cat</sub><sup>-1</sup> h<sup>-1</sup> at 350 °C, which is two times that of pure methanol. And 24.2% of methanol was converted, which is 4 folds of direct methanol dehydrogenation without water. The selectivity of CO<sub>2</sub> in the product is about 32.2% (Figure 3b) under the methanol and water ratio of 1:1.

Further increasing the water/methanol ratio to 3:1 leads to the methanol conversion of 25.6% and 97.8% selectivity of CO<sub>2</sub> at 350 °C, due to the enhanced WGS reaction facilitated by the excess water. As the feeding rate of water and methanol mixture is kept the same, less methanol was injected into the system. The lower methanol partial pressure decreases the generation rate of H<sub>2</sub> to 139.6 mmol<sub>H<sub>2</sub></sub> g<sub>cat</sub><sup>-1</sup> h<sup>-1</sup>, but still higher than that of the pure methanol (100.4 mmol<sub>H<sub>2</sub></sub> g<sub>cat</sub><sup>-1</sup> h<sup>-1</sup>). It also ranks the highest among the reported noble metal catalysts in terms of the CO<sub>2</sub> selectivity and H<sub>2</sub> generation rate (Figure S13). When compared with transition metal catalysts such as Cu/ZnO-based catalysts, Ru<sub>1</sub>/CeO<sub>2</sub> also performed excellent activity and CO<sub>2</sub> selectivity in the temperature range of 150 °C to 350 °C (Table S3). Although the selectivity of CO<sub>2</sub> could increase to 99.5% at the water/methanol ratio of 5, the massive water vapor inhibited the methanol diffusion, leading to the lower H<sub>2</sub> generation rate of 23.8 mmol<sub>H<sub>2</sub></sub> g<sub>cat</sub><sup>-1</sup> h<sup>-1</sup>. Besides, at higher water concentrations (1:3 and 1:5), the relatively low methanol concentration will also slow down the growth of MSR rate at higher temperatures, because the methanol diffusion process was limited by a large amount of water molecules in the gas phase.

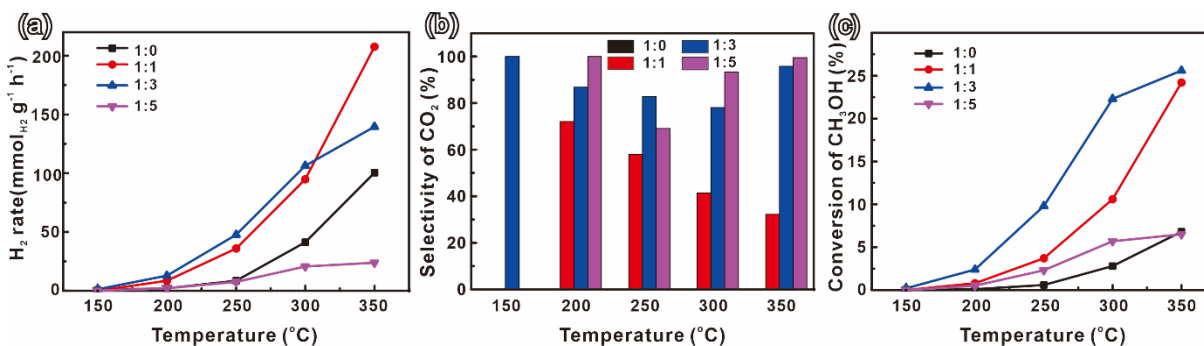


Figure 3. (a) Hydrogen generation rate (b) CO<sub>2</sub> selectivity and (c) methanol conversion of Ru<sub>1</sub>/CeO<sub>2</sub> single-site catalyst at different temperatures with different ratios of methanol and water.

In practical application, the main issue hindering the application of single-site catalysts is their poor stability in the catalytic process, especially at operating temperature.<sup>53</sup> Therefore, the stability of Ru<sub>1</sub>/CeO<sub>2</sub> was assessed in the catalytic reaction over time (Figure S14). The hydrogenation evolution rate was retained at 139.6 mmol<sub>H<sub>2</sub></sub> g<sub>cat</sub><sup>-1</sup> h<sup>-1</sup> with more than 97% CO<sub>2</sub> selectivity within 72 hours testing of methanol steam reforming at 350 °C (V<sub>methanol</sub>/V<sub>water</sub> = 1:3), indicating its excellent stability due to the strong interaction between Ru and CeO<sub>2</sub> surface.<sup>54</sup>

#### Methanol reforming on different M<sub>1</sub>/CeO<sub>2</sub> single-site catalysts.

We further investigated the catalytic performance of MSR (V<sub>methanol</sub>/V<sub>water</sub> = 1:3) over different M<sub>1</sub>/CeO<sub>2</sub> catalysts (Ru<sub>1</sub>/CeO<sub>2</sub>, Rh<sub>1</sub>/CeO<sub>2</sub>, Pt<sub>1</sub>/CeO<sub>2</sub>, Pd<sub>1</sub>/CeO<sub>2</sub>) with a similar metal loading amount (0.14-0.15 wt. %). For Pt<sub>1</sub>/CeO<sub>2</sub>, Rh<sub>1</sub>/CeO<sub>2</sub>, and Pd<sub>1</sub>/CeO<sub>2</sub>, only a small number of products were detected above 200 °C, of which the starting reaction temperature is higher than that of Ru<sub>1</sub>/CeO<sub>2</sub> catalyst (150 °C). Similar to Ru<sub>1</sub>/CeO<sub>2</sub>, higher temperature favors the reforming reaction rate (Figure 4a and 4c). Under the same reaction conditions and similar metal loading amount, Ru<sub>1</sub>/CeO<sub>2</sub> showed the highest H<sub>2</sub> generation rate and methanol conversion with the activity order of Ru<sub>1</sub>/CeO<sub>2</sub> > Rh<sub>1</sub>/CeO<sub>2</sub> > Pt<sub>1</sub>/CeO<sub>2</sub> > Pd<sub>1</sub>/CeO<sub>2</sub>.

More importantly, Ru<sub>1</sub>/CeO<sub>2</sub> showed the highest CO<sub>2</sub> selectivity of 97.8% at 350 °C, while the other three single-site catalysts have only less than 60 % CO<sub>2</sub> selectivity (Figure 4b). The catalytic results of MSR over M<sub>1</sub>/CeO<sub>2</sub> showed that CO desorption and WGS are competing steps. Less CO desorption is the key to the higher selectivity of CO<sub>2</sub> in the subsequent WGS reaction. It has been reported that, compared with Pt, Rh, and Pd, Ru has the lowest CO adsorption energy both for bulk materials and single-atom, indicating Ru has a much stronger bonding of CO.<sup>55,56</sup> Therefore, CO-temperature-programmed desorption (CO-TPD) was then applied to investigate the strength of CO bonding on M<sub>1</sub>/CeO<sub>2</sub> (Figure S15). The peak below 150 °C is attributed to CO adsorption on metal sites, while the peak between 200 °C to 300 °C is attributed to CO bonding on the CeO<sub>2</sub> support surface.<sup>57,58</sup> Notably, different from other metals, Ru<sub>1</sub>/CeO<sub>2</sub>, displays a CO desorption peak around 350 °C, indicating the strong bonding between CO and Ru<sub>1</sub>/CeO<sub>2</sub>. In the reaction of methanol steam reforming, this strong interaction will further stabilize the CO intermediate species, providing more chance for subsequential WGS reaction. On the other side, the single site Pt, Pd, and Rh do not have this strong bonding at 350 °C, so CO will desorb at lower temperatures, leading to the decreased CO<sub>2</sub> selectivity.

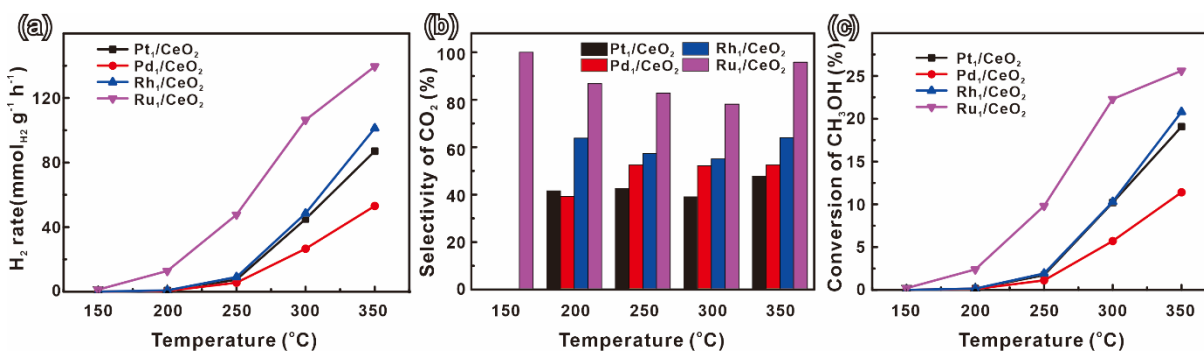


Figure 4. (a) Hydrogen generation rate (b) CO<sub>2</sub> selectivity and (c) methanol conversion of single-site M<sub>1</sub>/CeO<sub>2</sub> catalysts at different temperatures with a 1:3 volume ratio of methanol and water.

#### Elementary-Step Methanol dehydrogenation and WGS Reaction.

MSR is a tandem reaction, including methanol dehydrogenation and subsequent WGS reaction. Therefore, we carried out methanol dehydrogenation and WGS reaction over M<sub>1</sub>/CeO<sub>2</sub> separately. As shown in Figure 5a, the methanol dehydrogenation catalyzed by different M<sub>1</sub>/CeO<sub>2</sub> shows various H<sub>2</sub> generation rates. Methanol starts to dehydrogenate over Rh<sub>1</sub>/CeO<sub>2</sub> and Pt<sub>1</sub>/CeO<sub>2</sub> at a lower temperature of 150 °C, indicating the superior activity towards Ru<sub>1</sub>/CeO<sub>2</sub> and Pd<sub>1</sub>/CeO<sub>2</sub>. The H<sub>2</sub> generation rates at 350 °C are in the order of Rh<sub>1</sub>/CeO<sub>2</sub> (161.8 mmol<sub>H<sub>2</sub></sub> g<sub>cat</sub><sup>-1</sup> h<sup>-1</sup>) > Pt<sub>1</sub>/CeO<sub>2</sub> (152.9 mmol<sub>H<sub>2</sub></sub> g<sub>cat</sub><sup>-1</sup> h<sup>-1</sup>) > Pd<sub>1</sub>/CeO<sub>2</sub> (107.9 mmol<sub>H<sub>2</sub></sub> g<sub>cat</sub><sup>-1</sup> h<sup>-1</sup>) > Ru<sub>1</sub>/CeO<sub>2</sub> (100.4 mmol<sub>H<sub>2</sub></sub> g<sub>cat</sub><sup>-1</sup> h<sup>-1</sup>). Interestingly, this activity trend is different from that of MSR in the presence of water, where H<sub>2</sub> generation rates are in the order of Ru<sub>1</sub>/CeO<sub>2</sub> > Rh<sub>1</sub>/CeO<sub>2</sub> > Pt<sub>1</sub>/CeO<sub>2</sub> > Pd<sub>1</sub>/CeO<sub>2</sub> (Figure 4a).

In the sequential WGS reaction (Figure 5c), Ru<sub>1</sub>/CeO<sub>2</sub> has the highest activity from 200 to 350 °C. Especially at a lower temperature (200 °C), the CO conversion of Ru<sub>1</sub>/CeO<sub>2</sub> (20.1%) is much higher than the other three catalysts, which are 7.5%, 0.9%, and 1.3% for Pt<sub>1</sub>/CeO<sub>2</sub>, Pd<sub>1</sub>/CeO<sub>2</sub>, Rh<sub>1</sub>/CeO<sub>2</sub>, respectively. The CO conversion of Ru<sub>1</sub>/CeO<sub>2</sub> reached up to 100 % at the high temperature (350 °C) while the WGS activity is in the order of Ru<sub>1</sub>/CeO<sub>2</sub> > Pt<sub>1</sub>/CeO<sub>2</sub> > Rh<sub>1</sub>/CeO<sub>2</sub> > Pd<sub>1</sub>/CeO<sub>2</sub>.

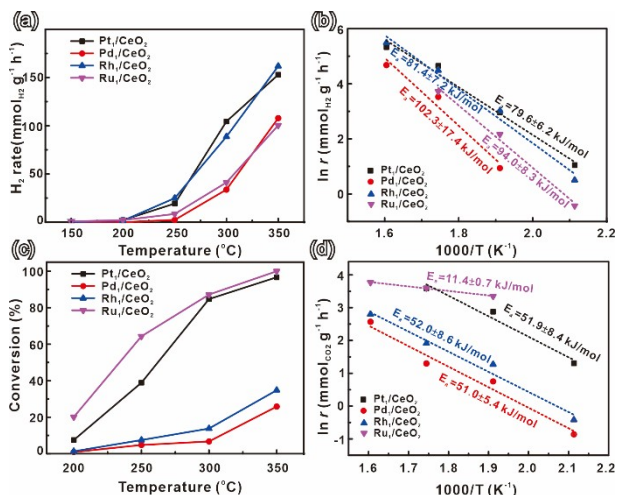


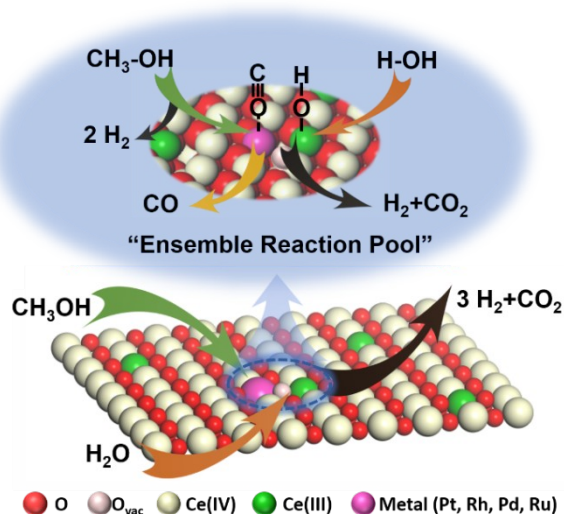
Figure 5. (a)  $H_2$  generation rate over  $M_1/CeO_2$  catalysts at different temperatures. (b) Arrhenius plots for methanol dehydrogenation over  $M_1/CeO_2$  catalysts. (c) CO conversion of WGS over  $M_1/CeO_2$  catalysts at different temperatures.

The apparent activation energy ( $E_a$ ) is a well-known empirical parameter in chemical kinetics that characterizes the dependence of the chemical rate coefficients on the temperature and provides information to compare the intrinsic activity of the catalysts.<sup>59</sup> We thus calculated the apparent activation energies for both reactions (Figures 5b and 5d) to understand the reaction mechanism and chemical kinetics. The activation energy of methanol dehydrogenation ( $E_{a1}$ ) is in the order of Pt<sub>1</sub>/CeO<sub>2</sub> ( $79.6 \pm 6.2$  kJ/mol)  $\approx$  Rh<sub>1</sub>/CeO<sub>2</sub> ( $81.4 \pm 7.2$  kJ/mol) < Ru<sub>1</sub>/CeO<sub>2</sub> ( $94.0 \pm 8.3$  kJ/mol) < Pd<sub>1</sub>/CeO<sub>2</sub> ( $102.3 \pm 17.4$  kJ/mol), while the activation energy of WGS reaction ( $E_{a2}$ ) is in the order of Ru<sub>1</sub>/CeO<sub>2</sub> ( $11.4 \pm 0.7$  kJ/mol) < Rh<sub>1</sub>/CeO<sub>2</sub> ( $51.0 \pm 5.4$  kJ/mol)  $\approx$  Pt<sub>1</sub>/CeO<sub>2</sub> ( $51.9 \pm 8.4$  kJ/mol)  $\approx$  Pd<sub>1</sub>/CeO<sub>2</sub> ( $52.0 \pm 8.6$  kJ/mol). As reported, methanol steam reforming is a two-step reaction, where the activation energy of methanol dissociation (first step) is much higher than the subsequent WGS reaction (second step).<sup>30</sup> Meanwhile, the second step, WGS reaction, has a competing step, CO desorption. Therefore, the stronger CO adsorption and the lower  $E_{a2}$  of the WGS reaction could help the CO intermediates efficiently convert to CO<sub>2</sub> via the tandem reaction and recover more active sites for methanol dehydrogenation. Among all the studied single site catalysts, Ru<sub>1</sub>/CeO<sub>2</sub> has an appropriate  $E_{a1}$  of methanol dehydrogenation, the lowest  $E_{a2}$  of WGS and the strongest CO adsorption, resulting in the highest  $H_2$  production rate and CO<sub>2</sub> selectivity. On the contrary, Pt<sub>1</sub>/CeO<sub>2</sub> has the lowest  $E_{a1}$ , but its highest  $E_{a2}$  and weak bonding with CO, leading to the lowest CO<sub>2</sub> selectivity.

### Proposed Reaction Mechanism.

Combined our experimental findings and the insights provided by the preceding work, we proposed a reaction mechanism of tandem MSR reaction over  $M_1/CeO_2$ . As shown in Scheme 2, the methanol dehydrogenation occurs on the metal single site to release hydrogen and form the intermediate CO, where the neighboring O vacancies will facilitate the dissociative adsorption of methanol.<sup>22</sup>

Depending on the binding strength, CO<sub>ad</sub> would either desorb from the active sites and ends with a low CO<sub>2</sub> selectivity (i.e., Pt<sub>1</sub>/CeO<sub>2</sub> case), or directly react with water to yield CO<sub>2</sub> via the sequential WGS reaction. Dissociation of water is generally considered a key step in WGS,<sup>60,61</sup> and water molecules prefer to dissociate on the reduced CeO<sub>x</sub> (O vacancy-Ce<sup>3+</sup>) by transferring a H atom to the neighboring surface oxygen.<sup>62,63</sup> A recent study also revealed the synergistic effect between Pt sites and neighboring reduced Ce sites (Pt-O vacancy-Ce<sup>3+</sup>) at the interface of the Pt clusters and the support,<sup>64</sup> and suggest only those oxygen vacancies nearby the Pt sites are involved in the WGS.  $M_1/CeO_2$  in this work contains a similar structure, consisted of metal single sites with neighboring O vacancies (metal-O vacancy-Ce<sup>3+</sup>). However, we could directly create much more “ensemble sites” using the AA-assisted synthetic approach, instead of a limited amount of active sites only at the interface of nanocluster and support, highlighting the great advantage of single-site catalysts. It has also been reported the introduction of metal heteroatoms could efficiently create oxygen vacancy next to the dopant cations. Therefore, in our proposed “ensemble reaction pool”, the formed hydroxyl species adsorbed on the oxygen vacancy will react with the neighboring CO<sub>ad</sub>, which avoids the diffusion process and lead to high activity.



Scheme 2. Proposed reaction pathway for methanol steam reforming on  $M_1/CeO_2$  single-site catalysts.

## CONCLUSION

In summary, the mechanism of methanol steam reforming tandem reaction was investigated over a series of CeO<sub>2</sub> supported noble metal single site catalysts. Notably, Ru<sub>1</sub>/CeO<sub>2</sub> displayed a much higher  $H_2$  generation rate and CO<sub>2</sub> selectivity compared to the other three catalysts. Specifically, the stronger CO-metal bonding and larger difference of apparent activation energy between methanol dehydrogenation and WGS reaction resulted in its higher CO<sub>2</sub> selectivity. Importantly, different from metal nanoparticle catalyst, the metal single sites accompanied with neighboring O vacancies generate an “ensemble reaction pool” to combine the methanol dehydrogenation, water dissociation,

and WGS reaction efficiently in the local environment. And this special synergy further improves the reaction efficiency and selectivity. Ultimately, this in-depth study highlights the benefits of well-designed single site catalysts for multiple steps catalysis and paves the way for further rational design based on the “ensemble reaction pool” concept.

## ASSOCIATED CONTENT

### Supporting Information

This material is available free of charge via the Internet at <http://pubs.acs.org>.

Experimental details, characterization data, and partial catalytic data, including the characterization of CeO<sub>2</sub> support, TEM images of M<sub>1</sub>/CeO<sub>2</sub> catalyst, XPS spectra of CeO<sub>2</sub> and M<sub>1</sub>/CeO<sub>2</sub>, EPR and Raman spectra of CeO<sub>2</sub> and CeO<sub>2</sub>-AA, CO adsorption-desorption DRIFTS of Ru<sub>1</sub>/CeO<sub>2</sub>, CO-TPD results of M<sub>1</sub>/CeO<sub>2</sub> catalysts, stability test of Ru<sub>1</sub>/CeO<sub>2</sub> catalyst.

## AUTHOR INFORMATION

Corresponding Authors

\* [jisu@lbl.gov](mailto:jisu@lbl.gov)

\* [somorjai@berkeley.edu](mailto:somorjai@berkeley.edu)

### Author Contributions

# L.C. and Z.Q. contributed equally to this work

### Notes

The authors declare no competing financial interests.

## ACKNOWLEDGMENT

This work was supported by the Hydrogen Materials Advanced Research Consortium (HyMARC), established as part of the Energy Materials Network by the U.S. Department of Energy, Office of Energy Efficiency and Renewable Energy, Fuel Cell Technologies Office, under Contract Number DE-AC02-05CH11231, and Director, Office of Basic Energy Sciences, Division of Chemical Sciences, Geological and Biosciences of the U.S. Department of Energy under the same contract. This research used resources of the Advanced Light Source, which is a DOE Office of Science User Facility under the same contract. J. Guo, D. Prendergast, C. Dun, J. Urban and J. Su were supported by a User Project at The Molecular Foundry at Lawrence Berkeley National Laboratory, which is supported by the Office of Science of the U.S. Department of Energy under the same contract. L. Chen and Z. Qi acknowledge the financial support provided by catalysis research program DOE/LBNL DE-AC02-05CH11231, FWP no. CH030201.

## REFERENCES

- (1) Kaiser, S. K.; Chen, Z.; Faust Akl, D.; Mitchell, S.; Pérez-Ramírez, J. Single-Atom Catalysts across the Periodic Table. *Chem. Rev.* **2020**, *120*, 11703-11809.
- (2) Ji, S.; Chen, Y.; Wang, X.; Zhang, Z.; Wang, D.; Li, Y. Chemical synthesis of single atomic site catalysts. *Chem. Rev.* **2020**, *120*, 11900-11955.
- (3) Lang, R.; Du, X.; Huang, Y.; Jiang, X.; Zhang, Q.; Guo, Y.; Liu, K.; Qiao, B.; Wang, A.; Zhang, T.

Single-Atom Catalysts Based on the Metal-Oxide Interaction. *Chem. Rev.* **2020**, *120*, 11986-12043.

- (4) Kistler, J.D.; Chotigkrai, N.; Xu, P.; Enderle, B.; Praserthdam, P.; Chen, C.Y.; Browning, N.D.; Gates, B.C. A single-site platinum CO oxidation catalyst in zeolite KLTL: microscopic and spectroscopic determination of the locations of the platinum atoms. *Angew. Chem. Int. Ed.* **2014**, *53*, 8904-8907.

- (5) Rascón, F.; Wischert, R.; Copéret, C. Molecular nature of support effects in single-site heterogeneous catalysts: silica vs. alumina. *Chem. Sci.* **2011**, *2*, 1449-1456.

- (6) Thomas, J.M.; Raja, R.; Lewis, D.W. Single-site heterogeneous catalysts. *Angew. Chem. Int. Ed.* **2005**, *44*, 6456-6482.

- (7) Qiao, B.; Wang, A.; Yang, X.; Allard, L.F.; Jiang, Z.; Cui, Y.; Liu, J.; Li, J.; Zhang, T. Single-atom catalysis of CO oxidation using Pt<sub>1</sub>/FeOx. *Nat. Chem.* **2011**, *3*, 634-641.

- (8) Jones, J.; Xiong, H.; DeLaRiva, A.T.; Peterson, E.J.; Pham, H.; Challa, S.R.; Qi, G.; Oh, S.; Wiebenga, M.H.; Hernández, X.I.P.; Wang, Y. Thermally stable single-atom platinum-on-ceria catalysts via atom trapping. *Science*, **2016**, *353*, 150-154.

- (9) Wang, L.; Zhang, W.; Wang, S.; Gao, Z.; Luo, Z.; Wang, X.; Zeng, R.; Li, A.; Li, H.; Wang, M.; Zheng, X. Atomic-level insights in optimizing reaction paths for hydroformylation reaction over Rh/CoO single-atom catalyst. *Nat. Comm.* **2016**, *7*, 1-8.

- (10) Lee, B.H.; Park, S.; Kim, M.; Sinha, A.K.; Lee, S.C.; Jung, E.; Chang, W.J.; Lee, K.S.; Kim, J.H.; Cho, S.P.; Kim, H. Reversible and cooperative photoactivation of single-atom Cu/TiO<sub>2</sub> photocatalysts. *Nat. Mater.* **2019**, *18*, 620-626.

- (11) Liu, P.; Zhao, Y.; Qin, R.; Mo, S.; Chen, G.; Gu, L.; Chevrier, D.M.; Zhang, P.; Guo, Q.; Zang, D.; Wu, B. Photochemical route for synthesizing atomically dispersed palladium catalysts. *Science* **2016**, *352*, 797-800.

- (12) Nie, L.; Mei, D.; Xiong, H.; Peng, B.; Ren, Z.; Hernandez, X.I.P.; DeLaRiva, A.; Wang, M.; Engelhard, M.H.; Kovarik, L.; Datye, A.K. Activation of surface lattice oxygen in single-atom Pt/CeO<sub>2</sub> for low-temperature CO oxidation. *Science* **2017**, *358*, 1419-1423.

- (13) Lin, J.; Wang, A.; Qiao, B.; Liu, X.; Yang, X.; Wang, X.; Liang, J.; Li, J.; Liu, J.; Zhang, T. Remarkable performance of Ir<sub>1</sub>/FeOx single-atom catalyst in water gas shift reaction. *J. Am. Chem. Soc.* **2013**, *135*, 15314-15317.

- (14) Shan, J.; Li, M.; Allard, L.F.; Lee, S.; Flytzani-Stephanopoulos, M. Mild oxidation of methane to methanol or acetic acid on supported isolated rhodium catalysts. *Nature* **2017**, *551*, 605-608.

- (15) Jeong, H.; Kwon, O.; Kim, B.S.; Bae, J.; Shin, S.; Kim, H.E.; Kim, J.; Lee, H.; Highly durable metal ensemble catalysts with full dispersion for automotive applications beyond single-atom catalysts. *Nat. Catal.* **2020**, *3*, 368-375.

- (16) Jeong, H.; Lee, G.; Kim, B.S.; Bae, J.; Han, J.W.; Lee, H. Fully dispersed Rh ensemble catalyst to enhance low-temperature activity. *J. Am. Chem. Soc.* **2018**, *140*, 9558-9565.

- (17) Jeong, H.; Shin, S.; Lee, H. Heterogeneous Atomic Catalysts Overcoming the Limitations of

Single-Atom Catalysts. *ACS Nano* **2020**, *14*, 14355-14374.

(18) Wang, L.; Guan, E.; Zhang, J.; Yang, J.; Zhu, Y.; Han, Y.; Yang, M.; Cen, C.; Fu, G.; Gates, B.C.; Xiao, F.S. Single-site catalyst promoters accelerate metal-catalyzed nitroarene hydrogenation. *Nat. Comm.* **2018**, *9*, 1-8.

(19) Li, T.; Liu, F.; Tang, Y.; Li, L.; Miao, S.; Su, Y.; Zhang, J.; Huang, J.; Sun, H.; Haruta, M.; Wang, A. Maximizing the number of interfacial sites in single-atom catalysts for the highly selective, solvent-free oxidation of primary alcohols. *Angew. Chem. Int. Ed.* **2018**, *57*, 7795-7799.

(20) Yu, K.; Lou, L.L.; Liu, S.; Zhou, W. Asymmetric oxygen vacancies: the intrinsic redox active sites in metal oxide catalysts. *Adv. Sci.* **2020**, *7*, 1901970.

(21) Chen, L.N.; Hou, K.P.; Liu, Y.S.; Qi, Z.Y.; Zheng, Q.; Lu, Y.H.; Chen, J.Y.; Chen, J.L.; Pao, C.W.; Wang, S.B.; Li, Y.B. and et. al. Efficient hydrogen production from methanol using a single-site Pt<sub>1</sub>/CeO<sub>2</sub> catalyst. *J. Am. Chem. Soc.* **2019**, *141*, 17995-17999.

(22) Qi, Z.; Chen, L.; Zhang, S.; Su, J.; Somorjai, G.A. Mechanism of Methanol Decomposition over Single-Site Pt<sub>1</sub>/CeO<sub>2</sub> Catalyst: A DRIFTS Study. *J. Am. Chem. Soc.* **2021**, *143*, 60-64.

(23) Zhang, S.; Chen, L.; Qi, Z.; Zhuo, L.; Chen, J.L.; Pao, C.W.; Su, J.; Somorjai, G.A. Insights into the Mechanism of n-Hexane Reforming over a Single-Site Platinum Catalyst. *J. Am. Chem. Soc.* **2020**, *142*, 16533-16537.

(24) Tromp, T.K.; Shia, R.L.; Allen, M.; Eiler, J.M.; Yung, Y.L. Potential environmental impact of a hydrogen economy on the stratosphere. *Science* **2003**, *300*, 1740-1742.

(25) Muradov, N.Z.; Veziroğlu, T.N. "Green" path from fossil-based to hydrogen economy: an overview of carbon-neutral technologies. *Int. J. Hydrog. Energy*, **2008**, *33*, 6804-6839.

(26) Muradov, N.Z.; Veziroğlu, T.N. From hydrocarbon to hydrogen-carbon to hydrogen economy. *Int. J. Hydrog. Energy* **2005**, *30*, 225-237.

(27) Liu, W.C.; Baek, J.; Somorjai, G.A. The methanol economy: methane and carbon dioxide conversion. *Top. Catal.* **2018**, *61*, 530-541.

(28) Wang, T.; Chen, Z.X.; Yu, S.; Sheng, T.; Ma, H.B.; Chen, L.N.; Rauf, M.; Xia, H.P.; Zhou, Z.Y.; Sun, S.G. Constructing canopy-shaped molecular architectures to create local Pt surface sites with high tolerance to H<sub>2</sub>S and CO for hydrogen electrooxidation. *Energy Environ. Sci.* **2018**, *11*, 166-171.

(29) Nilekar, A.U.; Sasaki, K.; Farberow, C.A.; Adzic, R.R.; Mavrikakis, M. Mixed-metal Pt monolayer electrocatalysts with improved CO tolerance. *J. Am. Chem. Soc.* **2011**, *133*, 18574-18576.

(30) Iulianelli, A.; Ribeiro, P.; Mendes, A.; Basile, A. Methanol steam reforming for hydrogen generation via conventional and membrane reactors: a review. *Renew. Sust. Energ. Rev.* **2014**, *29*, 355-368.

(31) Palo, D.R.; Dagle, R.A.; Holladay, J.D. Methanol steam reforming for hydrogen production. *Chem. Rev.* **2017**, *107*, 3992-4021.

(32) Lin, L.; Zhou, W.; Gao, R.; Yao, S.; Zhang, X.; Xu, W.; Zheng, S.; Jiang, Z.; Yu, Q.; Li, Y.W.; Shi, C. Low-temperature hydrogen production from water

and methanol using Pt/ $\alpha$ -MoC catalysts. *Nature* **2017**, *544*, 80-83.

(33) Lin, L.; Yu, Q.; Peng, M.; Li, A.; Yao, S.; Tian, S.; Liu, X.; Li, A.; Jiang, Z.; Gao, R.; Han, X. and et. al. Atomically Dispersed Ni/ $\alpha$ -MoC Catalyst for Hydrogen Production from Methanol/Water. *J. Am. Chem. Soc.* **2021**, *143*, 1, 309-317

(34) Yamada, Y.; Tsung, C.K.; Huang, W.; Huo, Z.; Habas, S.E.; Soejima, T.; Aliaga, C.E.; Somorjai, G.A.; Yang, P. Nanocrystal bilayer for tandem catalysis. *Nature Chem.* **2011**, *3*, 372-376.

(35) Rayder, T.M.; Adillon, E.H.; Byers, J.A.; Tsung, C.K. A Bioinspired Multicomponent Catalytic System for Converting Carbon Dioxide into Methanol Autocatalytically. *Chem*, **2020**, *6*, 1742-1754.

(36) Ma, H.; Ma, G.; Qi, Y.; Wang, Y.; Chen, Q.; Rout, K.R.; Fuglerud, T.; Chen, D. Nitrogen-Doped Carbon-Assisted One-pot Tandem Reaction for Vinyl Chloride Production via Ethylene Oxychlorination. *Angew. Chem. Int. Ed.* **2020**, *59*, 22080-22085.

(37) Cho, H.J.; Kim, D.; Li, J.; Su, D.; Xu, B. Zeolite-encapsulated Pt nanoparticles for tandem catalysis. *J. Am. Chem. Soc.* **2018**, *140*, 13514-13520.

(38) Chen, L.; Zhang, X.; Zhou, J.; Xie, Z.; Kuang, Q.; Zheng, L. A nano-reactor based on PtNi@ metal-organic framework composites loaded with polyoxometalates for hydrogenation-esterification tandem reactions. *Nanoscale* **2019**, *11*, 3292-3299.

(39) Su, J.; Xie, C.; Chen, C.; Yu, Y.; Kennedy, G.; Somorjai, G.A.; Yang, P. Insights into the mechanism of tandem alkene hydroformylation over a nanostructured catalyst with multiple interfaces. *J. Am. Chem. Soc.* **2016**, *138*, 11568-11574.

(40) Mai, H.X.; Sun, L.D.; Zhang, Y.W.; Si, R.; Feng, W.; Zhang, H.P.; Liu, H.C.; Yan, C.H. Shape-selective synthesis and oxygen storage behavior of ceria nanopolyhedra, nanorods, and nanocubes. *J. Phys. Chem. B.* **2005**, *109*, 24380-24385.

(41) Ravel, B.; Newville, M.A.T.H.E.N.A. ATHENA, ARTEMIS, HEPHAESTUS: data analysis for X-ray absorption spectroscopy using IFFFIT. *J. Synchrotron Radiat.* **2005**, *12*, 537-541.

(42) Sarma, B.B.; Kim, J.; Amsler, J.; Agostini, G.; Weidenthaler, C.; Pfänder, N.; Arenal, R.; Concepción, P.; Plessow, P.; Studt, F.; Prieto, G. One-pot cooperation of single-atom Rh and Ru solid catalysts for a selective tandem olefin isomerization-hydrosilylation process. *Angew. Chem. Int. Ed.* **2020**, *59*, 5806-5815.

(43) Thang, H.V.; Tosoni, S.; Fang, L.; Bruijninx, P.; Pacchioni, G. Nature of Sintering-Resistant, Single-Atom Ru Species Dispersed on Zirconia-Based Catalysts: A DFT and FTIR Study of CO Adsorption. *ChemCatChem* **2018**, *10*, 2634-2645.

(44) Qiu, J.Z.; Hu, J.; Lan, J.; Wang, L.F.; Fu, G.; Xiao, R.; Ge, B.; Jiang, J. Pure Siliceous Zeolite-Supported Ru Single-Atom Active Sites for Ammonia Synthesis. *Chem. Mater.* **2019**, *31*, 9413-9421.

(45) Fu, Q.; Saltsburg, H.; Flytzani-Stephanopoulos, M. Active nonmetallic Au and Pt species on ceria-based water-gas shift catalysts. *Science* **2013**, *301*, 935-938.

(46) Shapovalov, V.; Metiu, H. Catalysis by doped oxides: CO oxidation by Au<sub>x</sub>Ce<sub>1-x</sub>O<sub>2</sub>. *J. Catal.* **2017**, *245*, 205-214.



- (47) Tang, W.; Hu, Z.; Wang, M.; Stucky, G.D.; Metiu, H.; McFarland, E.W. Methane complete and partial oxidation catalyzed by Pt-doped CeO<sub>2</sub>. *J. Catal.* **2010**, *273*, 125-137.
- (48) Liu, C.; Chen, Z.; Yan, H.; Xi, S.; Yam, K.M.; Gao, J.; Du, Y.; Li, J.; Zhao, X.; Xie, K.; Xu, H. Expedient synthesis of E-hydrazone esters and 1H-indazole scaffolds through heterogeneous single-atom platinum catalysis. *Sci. Adv.* **2019**, *5*, 1537.
- (49) Chen, J.; Wanyan, Y.; Zeng, J.; Fang, H.; Li, Z.; Dong, Y.; Qin, R.; Wu, C.; Liu, D.; Wang, M.; Kuang, Q.; Xie, Z.; Zheng, L. Surface engineering protocol to obtain an atomically dispersed Pt/CeO<sub>2</sub> catalyst with high activity and stability for CO oxidation. *ACS Sustain. Chem. Eng.* **2018**, *6*, 14054-14062.
- (50) Khan, M.E.; Khan, M.M.; Cho, M.H. Ce<sup>3+</sup>-ion, surface oxygen vacancy, and visible light-induced photocatalytic dye degradation and photocapacitive performance of CeO<sub>2</sub>-graphene nanostructures. *Sci. Rep.* **2017**, *7*, 1-17.
- (51) Lykaki, M.; Pachatouridou, E.; Carabineiro, S.A.; Iliopoulou, E.; Andriopoulou, C.; Kallithrakas-Kontos, N.; Boghosian, S.; Konsolakis, M. Ceria nanoparticles shape effects on the structural defects and surface chemistry: Implications in CO oxidation by Cu/CeO<sub>2</sub> catalysts. *Appl. Catal. B.* **2018**, *230*, 18-28.
- (52) McFarland, E.W.; Metiu, H. Catalysis by doped oxides. *Chem. Rev.* **2013**, *113*, 4391-4427.
- (53) Duan, S.; Wang, R.; Liu, J. Stability investigation of a high number density Pt<sub>1</sub>/Fe<sub>2</sub>O<sub>3</sub> single-atom catalyst under different gas environments by HAADF-STEM. *Nanotechnology* **2018**, *29*, 204002.
- (54) Liu, J.C.; Tang, Y.; Wang, Y.G.; Zhang, T.; Li, J. Theoretical understanding of the stability of single-atom catalysts. *Natl. Sci. Rev.* **2018**, *5*, 638-641.
- (55) Abild-Pedersen, F.; Andersson, M.P. CO adsorption energies on metals with correction for high coordination adsorption sites—A density functional study. *Surf. Sci.* **2017**, *601*, 1747-1753.
- (56) Sarma, B.B.; Plessow, P.N.; Agostini, G.; Concepción, P.; Pfänder, N.; Kang, L.; Wang, F.R.; Studt, F.; Prieto, G. Metal-specific reactivity in single-atom catalysts: CO oxidation on 4d and 5d transition metals atomically dispersed on MgO. *J. Am. Chem. Soc.* **2020**, *142*, 14890-14902.
- (57) Wu, Z.; Li, M.; Overbury, S. H. On the Structure Dependence of CO Oxidation over CeO<sub>2</sub> nanocrystals with Well-Defined Surface Planes. *J. Catal.* **2012**, *285*, 61-73
- (58) Zhu, H. O.; Kim, J. R.; Ihm, S. K. Characteristics of Pt/WO<sub>3</sub>/CeO<sub>2</sub>/ZrO<sub>2</sub> Catalysts for Catalytic Reduction of NO by CO. *Appl. Catal. B* **2009**, *86*, 87-92.
- (59) Calderón-Cárdenas, A.; Paredes-Salazar, E.A.; Varela, H. Apparent Activation Energy in Electrochemical Multistep Reactions: A Description via Sensitivities and Degrees of Rate Control. *ACS Catal.* **2020**, *10*, 9336-9345.
- (60) Song, W.; Hensen, E.J. Mechanistic aspects of the water-gas shift reaction on isolated and clustered Au atoms on CeO<sub>2</sub> (110): A density functional theory study. *ACS Catal.* **2014**, *4*, 1885-1892.
- (61) Vecchietti, J.; Bonivardi, A.; Xu, W.; Stacchiola, D.; Delgado, J.J.; Calatayud, M.; Collins, S.E. Understanding the role of oxygen vacancies in the water gas shift reaction on ceria-supported platinum catalysts. *ACS Catal.* **2014**, *4*, 2088-2096.
- (62) Vovchok, D.; Guild, C.J.; Dissanayake, S.; Llorca, J.; Stavitski, E.; Liu, Z.; Palomino, R.M.; Waluyo, I.; Li, Y.; Frenkel, A.I.; Rodriguez, J.A. In situ characterization of mesoporous Co/CeO<sub>2</sub> catalysts for the high-temperature water-gas shift. *J. Phys. Chem. C*, **2018**, *122*, 8998-9008.
- (63) Aranifard, S.; Ammal, S.C.; Heyden, A. On the importance of metal-oxide interface sites for the water-gas shift reaction over Pt/CeO<sub>2</sub> catalysts. *J. Catal.* **2014**, *309*, 314-324.
- (64) Li, Y.; Kottwitz, M.; Vincent, J.L.; Enright, M.J.; Liu, Z.; Zhang, L.; Huang, J.; Senanayake, S.D.; Yang, W.C.D.; Crozier, P.A.; Nuzzo, R.G. Dynamic structure of active sites in ceria-supported Pt catalysts for the water gas shift reaction. *Nat. Comm.* **2021**, *12*, 1-9.



