

UCSF

UC San Francisco Previously Published Works

Title

Correction to: Consensus-based technical recommendations for clinical translation of renal diffusion-weighted MRI

Permalink

<https://escholarship.org/uc/item/3vr147v6>

Journal

Magnetic Resonance Materials in Physics, Biology and Medicine, 33(1)

ISSN

0968-5243

Authors

Ljimini, Alexandra
Caroli, Anna
Laustsen, Christoffer
[et al.](#)

Publication Date

2020-02-01

DOI

10.1007/s10334-020-00828-6

Peer reviewed



Correction to: Consensus-based technical recommendations for clinical translation of renal diffusion-weighted MRI

Alexandra Ljimini¹ · Anna Caroli² · Christoffer Laustsen³ · Susan Francis⁴ · Iosif Alexandru Mendichovszky⁵ · Octavia Bane⁶ · Fabio Nery⁷ · Kanishka Sharma⁸ · Andreas Pohlmann⁹ · Ilona A. Dekkers¹⁰ · Jean-Paul Vallee¹¹ · Katja Derlin¹² · Mike Notohamiprodjo^{13,26} · Ruth P. Lim¹⁴ · Stefano Palmucci¹⁵ · Suraj D. Serai¹⁶ · Joao Periquito⁹ · Zhen Jane Wang¹⁷ · Martijn Froeling¹⁸ · Harriet C. Thoeny¹⁹ · Pottumarthi Prasad²⁰ · Moritz Schneider^{21,22} · Thoralf Niendorf⁹ · Pim Pullens^{23,24} · Steven Sourbron⁸ · Eric E. Sigmund²⁵

Published online: 28 January 2020
© The Author(s) 2020

Correction to:

Magnetic Resonance Materials in Physics, Biology and Medicine

<https://doi.org/10.1007/s10334-019-00790-y>

The article Consensus-based technical recommendations for clinical translation of renal diffusion-weighted MRI, written by Alexandra Ljimini, Anna Caroli, Christoffer Laustsen, Susan Francis, Iosif Alexandru Mendichovszky, Octavia Bane, Fabio Nery, Kanishka Sharma, Andreas Pohlmann, Ilona A. Dekkers, Jean-Paul Vallee, Katja Derlin, Mike Notohamiprodjo, Ruth P. Lim, Stefano Palmucci, Suraj D. Serai, Joao Periquito, Zhen Jane Wang, Martijn Froeling, Harriet C. Thoeny, Pottumarthi Prasad, Moritz Schneider, Thoralf Niendorf, Pim Pullens, Steven Sourbron and Eric E. Sigmund, was originally published electronically on the publisher's internet portal on 01 November 2019 without open access. With the author(s)' decision to opt for Open Choice the copyright of the article changed on 10 January 2020 to © The Author(s) 2020 and the article is forthwith distributed under a Creative Commons Attribution 4.0

International License (<https://creativecommons.org/licenses/by/4.0/>), which permits use, sharing, adaptation, distribution and reproduction in any medium or format, as long as you give appropriate credit to the original author(s) and the source, provide a link to the Creative Commons licence, and indicate if changes were made.

Open Access This article is licensed under a Creative Commons Attribution 4.0 International License, which permits use, sharing, adaptation, distribution and reproduction in any medium or format, as long as you give appropriate credit to the original author(s) and the source, provide a link to the Creative Commons licence, and indicate if changes were made. The images or other third party material in this article are included in the article's Creative Commons licence, unless indicated otherwise in a credit line to the material. If material is not included in the article's Creative Commons licence and your intended use is not permitted by statutory regulation or exceeds the permitted use, you will need to obtain permission directly from the copyright holder. To view a copy of this licence, visit <http://creativecommons.org/licenses/by/4.0/>.




Publisher's Note Springer Nature remains neutral with regard to jurisdictional claims in published maps and institutional affiliations.

The original article can be found online at <https://doi.org/10.1007/s10334-019-00790-y>.

✉ Alexandra Ljimini
alexandra.ljimini@med.uni-duesseldorf.de

Extended author information available on the last page of the article

Affiliations

Alexandra Ljimini¹  · Anna Caroli²  · Christoffer Laustsen³ · Susan Francis⁴ · Iosif Alexandru Mendichovszky⁵ · Octavia Bane⁶ · Fabio Nery⁷ · Kanishka Sharma⁸ · Andreas Pohlmann⁹ · Ilona A. Dekkers¹⁰ · Jean-Paul Vallee¹¹ · Katja Derlin¹² · Mike Notohamiprodjo^{13,26} · Ruth P. Lim¹⁴ · Stefano Palmucci¹⁵ · Suraj D. Serai¹⁶ · Joao Periquito⁹ · Zhen Jane Wang¹⁷ · Martijn Froeling¹⁸  · Harriet C. Thoeny¹⁹ · Pottumarthi Prasad²⁰ · Moritz Schneider^{21,22} · Thoralf Niendorf⁹ · Pim Pullens^{23,24} · Steven Sourbron⁸ · Eric E. Sigmund²⁵

¹ Department of Diagnostic and Interventional Radiology, Medical Faculty, University Dusseldorf, Moorenstr. 5, 40225 Düsseldorf, Germany

² Department of Biomedical Engineering, Istituto di Ricerche Farmacologiche Mario Negri IRCCS, Bergamo, Italy

³ MR Research Centre, Department of Clinical Medicine, Aarhus University, Aarhus, Denmark

⁴ Sir Peter Mansfield Imaging Centre, University Park, University of Nottingham, Nottingham NG7 2RD, UK

⁵ Department of Radiology, Cambridge University Hospitals NHS Foundation Trust, Addenbrooke's Hospital, Cambridge, UK

⁶ Translational and Molecular Imaging Institute and Department of Radiology, Icahn School of Medicine at Mount Sinai, New York, NY, USA

⁷ Developmental Imaging and Biophysics Section, UCL Great Ormond Street Institute of Child Health, London, UK

⁸ Imaging Biomarkers Group, Department of Biomedical Imaging Sciences, University of Leeds, Leeds, UK

⁹ Berlin Ultrahigh Field Facility (B.U.F.F.), Max Delbrueck Center for Molecular Medicine in the Helmholtz Association, 13125 Berlin, Germany

¹⁰ Department of Radiology, Leiden University Medical Center, Leiden, The Netherlands

¹¹ Department of Diagnostic, Geneva University Hospital and University of Geneva, 1211 Geneva-14, Switzerland

¹² Department of Radiology, Hannover Medical School, Hannover, Germany

¹³ Die Radiologie, Munich, Germany

¹⁴ Department of Radiology, Austin Health, The University of Melbourne, Melbourne, Australia

¹⁵ Department of Medical Surgical Sciences and Advanced Technologies, Radiology I Unit, University Hospital "Policlinico-Vittorio Emanuele", University of Catania, Catania, Italy

¹⁶ Department of Radiology, Children's Hospital of Philadelphia, Philadelphia, PA, USA

¹⁷ Department of Radiology and Biomedical Imaging, University of California San Francisco, San Francisco, CA, USA

¹⁸ Department of Radiology, University Medical Center Utrecht, Utrecht, The Netherlands

¹⁹ Department of Radiology, Hôpital Cantonal Fribourgeois (HFR), University of Fribourg, 1708 Fribourg, Switzerland

²⁰ Department of Radiology, Center for Advanced Imaging, NorthShore University Health System, Evanston, IL, USA

²¹ Department of Radiology, University Hospital, LMU Munich, Munich, Germany

²² Comprehensive Pneumology Center, German Center for Lung Research, Munich, Germany

²³ Ghent Institute for Functional and Metabolic Imaging, Ghent University, Ghent, Belgium

²⁴ Department of Radiology, University Hospital Ghent, Ghent, Belgium

²⁵ Department of Radiology, Center for Biomedical Imaging (CBI), Center for Advanced Imaging Innovation and Research (CAI2R), NYU Langone Health, New York, NY, USA

²⁶ Department of Radiology, University Hospital Tuebingen, Tübingen, Germany