

UCLA

UCLA Previously Published Works

Title

In-Depth Assessment of the Palladium-Catalyzed Fluorination of Five-Membered Heteroaryl Bromides

Permalink

<https://escholarship.org/uc/item/3xh9w1xf>

Journal

Organometallics, 34(19)

ISSN

0276-7333

Authors

Milner, Phillip J
Yang, Yang
Buchwald, Stephen L

Publication Date

2015-10-12

DOI

10.1021/acs.organomet.5b00631

Peer reviewed

In-Depth Assessment of the Palladium-Catalyzed Fluorination of Five-Membered Heteroaryl Bromides

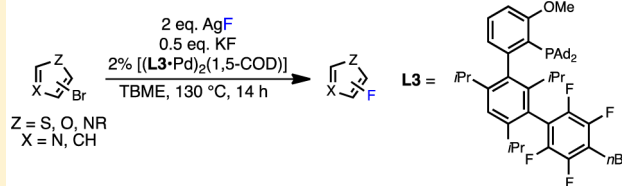
Phillip J. Milner,[†] Yang Yang,^{†,‡} and Stephen L. Buchwald^{*,†}

[†]Department of Chemistry, Massachusetts Institute of Technology, 77 Massachusetts Avenue, Cambridge, Massachusetts 02139, United States

[‡]Department of Chemistry, University of Pittsburgh, Pittsburgh, Pennsylvania 15260, United States

S Supporting Information

ABSTRACT: A thorough investigation of the challenging Pd-catalyzed fluorination of five-membered heteroaryl bromides is presented. Crystallographic studies and density functional theory (DFT) calculations suggest that the challenging step of this transformation is C–F reductive elimination of five-membered heteroaryl fluorides from Pd(II) complexes. On the basis of these studies, we have found that various heteroaryl bromides bearing phenyl groups in the ortho position can be effectively fluorinated under catalytic conditions. Highly activated 2-bromoazoles, such as 8-bromocaffeine, are also viable substrates for this reaction.



INTRODUCTION

Five-membered heterocycles are widely prevalent in the pharmaceutical industry.¹ For example, a number of top-selling drugs, including raltegravir (Isentress),² sitagliptin (Januvia),³ atorvastatin (Lipitor),⁴ and risperidone (Risperdal),⁵ contain at least one five-membered heterocycle (Figure 1, highlighted in

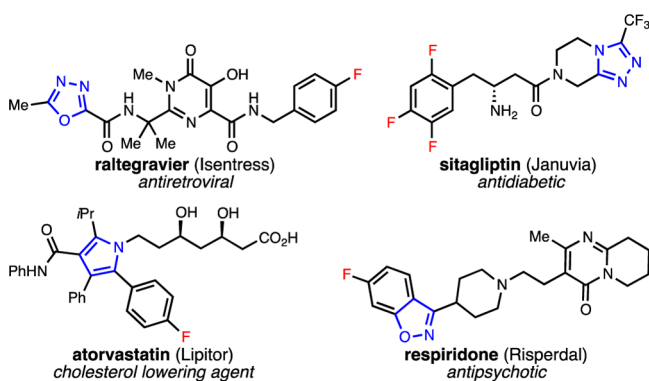


Figure 1. Top-selling pharmaceuticals containing both a five-membered heterocyclic core (blue) and an aryl fluoride (red).

blue). The commonality of five-membered heterocycles is due, in part, to their enormous structural diversity and interesting biological and electronic properties.¹ Similarly, (hetero)aryl fluorides are frequently employed in medicinal chemistry due to their enhanced metabolic stability and membrane permeability in comparison to nonfluorinated analogues (Figure 1, highlighted in red).⁶ Indeed, all of the drugs shown in Figure 1 contain both a five-membered heterocyclic core and an aryl fluoride.

Considering the independent importance of five-membered heterocycles and aryl fluorides in the pharmaceutical industry, there is a surprising lack of five-membered heteroaryl fluorides that have been prepared and studied for potential biological activity.⁷ This is likely due to the limited methods available for the fluorination of five-membered heteroarenes,⁸ which include thermal^{9a} or photochemical^{9b} Balz–Schiemann reactions, Halex reactions,¹⁰ electrophilic fluorinations of metalated heteroarenes,¹¹ and direct fluorinations with F₂.¹² All of these methods suffer from severe drawbacks in terms of safety, functional group tolerance, generality, and/or formation of complex mixtures of products, which limit their utility. To date, most of the recently developed transition-metal-mediated methods for aryl fluorination¹³ have seen limited application to five-membered heteroaryl systems.¹⁴ Thus, there remains a strong need for the development of new methods for the fluorination of five-membered heteroarenes.

We¹⁵ and others¹⁶ have explored the Pd-catalyzed cross-coupling of (hetero)aryl halides with a metal fluoride salt (Figure 2A) as a simple and general method for the synthesis of (hetero)aryl fluorides. Advances in ligand (L1–L3) and precatalyst (P1–P3, Figure 2B) design have allowed us to convert a variety of nitrogen-containing six-membered heteroaryl triflates^{15a,d} and bromides^{15a,c} into the corresponding heteroaryl fluorides. Thus, we wondered if this methodology could be extended to the preparation of five-membered heteroaryl fluorides. However, previous stoichiometric and catalytic investigations of cross-coupling reactions involving

Special Issue: Gregory Hillhouse Issue

Received: July 21, 2015

Published: August 20, 2015

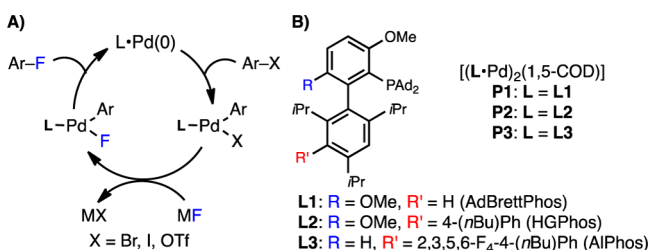


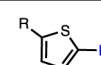
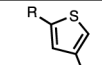
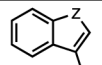

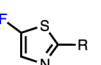
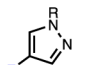
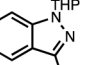

Figure 2. (A) Catalytic cycle for the Pd-catalyzed fluorination of aryl halides. (B) Ligands (L1–L3) and precatalysts (P1–P3) for this reaction.

five-membered heteroaryl halides suggest that reductive elimination is significantly more challenging in these reactions in comparison to that with six-membered aryl halides, likely due to the smaller size and increased electron richness of five-membered heteroaryl groups.¹⁷ Considering the already high kinetic barrier for C–F reductive elimination from Pd(II),^{16b,c} prior to this work it remained unclear if the reductive elimination of five-membered heteroaryl fluorides was feasible under synthetically relevant conditions. As a second challenge, nitrogen-containing heterocycles can inhibit Pd-catalyzed reactions by coordinating to the Pd center.^{15d,18} Herein, we describe catalytic, stoichiometric, and computational studies aimed toward determining if the Pd-catalyzed fluorination of five-membered heteroaryl bromides is a viable transformation with current catalyst systems.

RESULTS AND DISCUSSION

We began our investigation by attempting the Pd-catalyzed fluorination of an array of five-membered heteroaryl bromides (4–13) under the standard reaction conditions used for the fluorination of six-membered heteroaryl bromides^{15a,c} using P1–P3 as precatalysts (Table 1). Unfortunately, the desired product was not observed in any of these reactions (see Table S1 in the Supporting Information for additional examples). In most cases, the starting material was recovered along with trace amounts of the corresponding reduction (Ar–H) product, as judged by GC/MS analysis of the crude reaction mixtures.

Table 1. Selected Examples of Unsuccessful Pd-Catalyzed Fluorinations of Five-Membered Heteroaryl Bromides^a

$\text{HetArBr} \xrightarrow[\text{TBME, 2MeTHF, or tol, 130 } ^\circ\text{C, 14 h}]{\text{2 eq. AgF, 0.5 eq. KF, 2\% P1-3}} \text{HetArF}$			
			
4a (R = H)	5a (R = H)	6 (Z = S)	8a (R = H) ^b
4b (R = CO ₂ Me)	5b (R = CO ₂ Me)	7 (Z = NSO ₂ Ph)	8b (R = OPh)
	5c (R = Me)		
			
9a (R = H) ^b	10a (R = SO ₂ Ph) ^c	11	12a (R = Me)
9b (R = Ph)	10b (R = CPh ₃)		12b (R = CPh ₃)
	10c (R = 4-FPh)		

^aReaction conditions: ArBr (0.10 mmol), AgF (0.20 mmol), KF (0.05 mmol), P1–P3 (2%), solvent (1.0 mL), 130 °C, 14 h. TBME = *tert*-butyl methyl ether. ^bSignificant decomposition observed by ¹⁹F NMR and GC/MS. ^cPhSO₂F observed by ¹⁹F NMR and GC/MS.

Increasing the catalyst loading, reaction temperature, or number of equivalents of AgF/KF did not change the outcome of these reactions. For bromoazoles containing sp²-hybridized nitrogen centers (8–12), catalyst inhibition could account for this observation.¹⁸ Indeed, we have found that the addition of various thiazoles and N-substituted (benz)imidazoles to the otherwise high-yielding Pd-catalyzed fluorination of 4-(*n*Bu)-PhBr inhibits the desired reaction (see Table S2 in the Supporting Information). However, 1-methyl-1*H*-pyrazole did not significantly inhibit this reaction, indicating that the unsuccessful fluorinations of **10** and **11** are not necessarily due to catalyst inhibition. Thus, for simple five-membered heteroaryl bromides lacking sp²-hybridized nitrogen centers (e.g., 4–7), as well as bromopyrazoles (**10** and **11**), at least one of the elementary steps of the catalytic cycle shown in Figure 2 must not be operative under the standard reaction conditions.

On the basis of previous work,^{15–17} we hypothesized that C–F reductive elimination from Pd(II) was the most challenging step in these reactions. We carried out an in-depth study of this transformation in order to improve its efficiency. To this end, we prepared L1-ligated oxidative addition complexes of 2-bromothiophene (**13**) and 5-acetyl-2-bromothiophene (**14**) to study their solid-state structures (Figure 3A).¹⁹ Although **13** and **14** proved to be unstable in solution for extended periods of time, single crystals suitable for X-ray diffraction of both complexes could be obtained (Figure 3B).²⁰ Notably, these

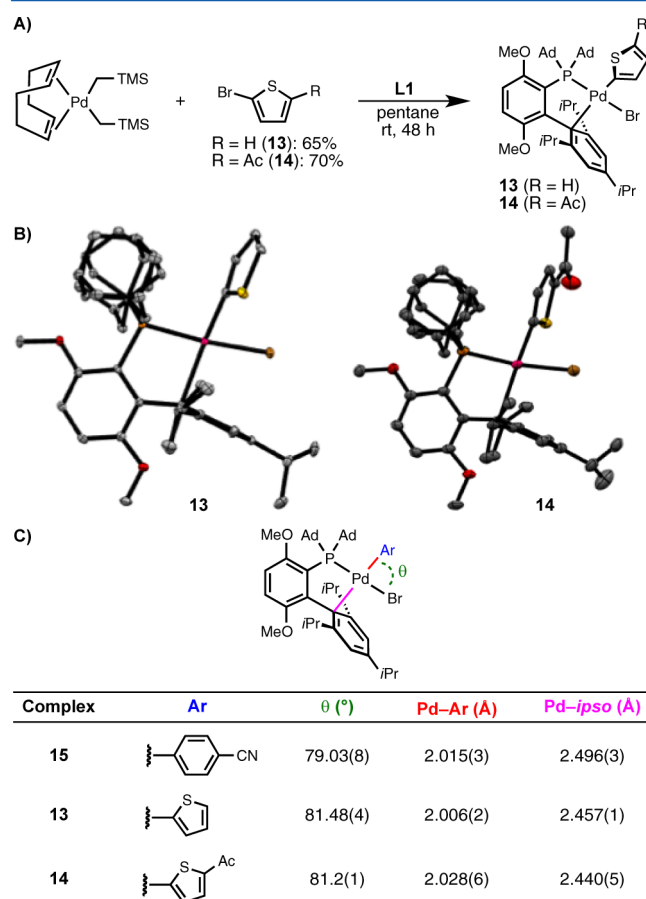
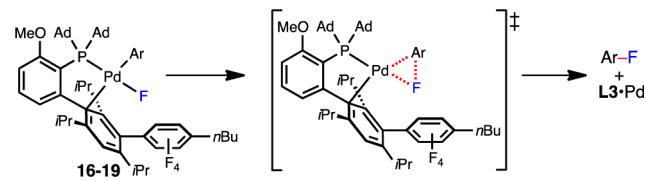





Figure 3. (A) Synthesis of oxidative addition complexes of five-membered heteroaryl bromides **13** and **14**. (B) Solid-state structures of **13** and **14** (ellipsoids shown at 50%). (C) Comparison of the structures of **13** and **14** with that previously reported for **15**.

complexes are among the first biaryl monophosphine-ligated oxidative addition complexes of five-membered heteroaryl halides that have been synthesized and characterized.²¹ The solid-state structures of **13** and **14** were compared with that of the previously reported complex **L1**·Pd(4-(CN)Ph)Br (**15**)^{17b} to analyze the differences that arise upon replacing a six-membered aryl group with a smaller five-membered heteroaryl group (Figure 3C). Consistent with our previous computational studies,^{17b} the Ar–Pd–Br angle is significantly wider in five-membered heteroaryl complexes **13** and **14** (**13**, 81.48(4)°; **14**, 81.2(1)°) than in six-membered aryl complex **15** (79.03(8)°) (Figure 3C). The smaller angle in **15** in comparison to those in **13** and **14** reflects the greater proclivity of this complex to undergo reductive elimination.^{17b} Notably, only small differences were observed in the Pd–Ar and Pd–ipso bond lengths among these complexes (Figure 3C).

Unfortunately, to date, all attempts to prepare L·Pd(Ar)F complexes bearing five-membered heteroaryl groups have been unsuccessful.²² Thus, we carried out density functional theory (DFT) calculations to better understand the structure and reactivity of these species (**17**–**19**) in comparison to that of the analogous complex bearing a phenyl group (**16**); the results of these studies are summarized in Table 2 (see the Supporting

Table 2. Computationally Determined Parameters for L3·Pd(Ar)F Complexes 16–19^a



Complex	Ar	ΔG^\ddagger (kcal/mol)	Ar–Pd–F θ^b	Pd–ipso (Å) ^b	Pd–F (Å) ^b
16	Ph	20.7	80.7°	2.600	1.985
17		27.7	82.3°	2.536	1.977
18		25.9	81.6°	2.572	1.981
19		22.8	81.7°	2.578	1.990

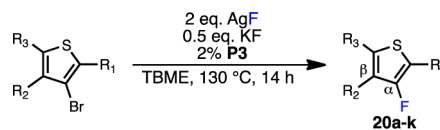
^aEnergies were calculated at the M06/6-311+G(d,p)-SDD/SMD-(toluene) level of theory with geometries optimized at the B3LYP/6-31G(d) level. ΔG^\ddagger values were determined at 25 °C. ^bGround-state values.

Information for optimized ground- and transition-state geometries). Consistent with our initial hypothesis, the barrier to C–F reductive elimination was calculated to be 7.0 kcal/mol higher in energy for the 2-thienyl-substituted complex **17** (27.7 kcal/mol) in comparison to phenyl-substituted complex **16** (20.7 kcal/mol), suggesting that reductive elimination is on the order of 100000 times slower in the former case. Additionally, the ground-state Ar–Pd–F angle was wider in **17** (82.3°) than in **16** (80.7°), which corroborates the X-ray crystallographic findings in Figure 3C. Notably, the calculated Pd–F bond lengths are in line with those that have been observed experimentally for other L_n·Pd(Ar)F complexes.^{16d} The barrier to reductive elimination for the corresponding 3-thienyl complex **18** was 1.8 kcal/mol lower than for **17**, which is also consistent with previous experimental and theoretical findings.^{17c,d} Taken together, these crystallographic (Figure 3)

and computational (Table 2) studies confirm that C–F reductive elimination of five-membered heteroaryl fluorides is an extremely challenging process and is therefore most likely the rate-limiting step of the Pd-catalyzed fluorinations presented in Table 1.

On the basis of this analysis, we hypothesized that ortho-substituted heteroaryl bromides might be effective substrates for this reaction, due to the known accelerating effect of ortho substituents on reductive elimination.²³ Indeed, DFT calculations confirm that the addition of an phenyl group adjacent to the Pd center (**19**) decreases the barrier of C–F reductive elimination substantially (21.8 kcal/mol) in comparison to **18** (25.9 kcal/mol). Therefore, we investigated the reactivity of 2-substituted-3-bromothiophenes (Table 3), because bromothiophenes tend to be well-behaved in Pd-catalyzed cross-coupling reactions.²⁴ Unfortunately, the desired product was not observed with a methyl group in the 2-position (**20a**, entry 1). The addition of an additional electron-withdrawing group to further promote reductive elimination (**20b**, entry 2) was still ineffective.²⁵ However, the corresponding substrate substituted with a bulky phenyl group in the ortho position furnished the desired product **20c**, albeit in modest yield (entry 3). This finding represents one of the first transition-metal-catalyzed fluorinations of a five-membered heteroarene. An examination of the solvent and precatalyst employed revealed that *tert*-butyl methyl ether (TBME) is generally superior to other ethereal (2-MeTHF, cyclopentyl methyl ether, Bu₂O) and hydrocarbon (toluene, cyclohexane) solvents and that **P3** is consistently superior to **P1** and **P2**^{15a} for carrying out this transformation. The incorporation of various electron-withdrawing groups at the 5-position of the heteroaryl bromide further improved the yield of the desired product to synthetically useful levels (entries 4–8).²⁵ Indeed, the presence of an ester (**20d**), nonenolizable ketone (**20e**), sulfonamide (**20f**), or amide (**20g**) was advantageous at this position, although substrates bearing formyl, acetyl, cyano, and nitro groups underwent significant decomposition during the reaction (see Table S1 in the Supporting Information). It should be noted that isolated products were contaminated with less than 1% of the corresponding reduction product, as judged by GC analysis (see the Supporting Information for details). However, small amounts (<5%) of a second fluorothiophene product, which is likely the regioisomeric product with the fluorine adjacent to the electron-withdrawing group, were detected in the crude reaction mixtures.²⁶ Consistent with this hypothesis, this side product was not observed during the synthesis of **20h** (entry 9), wherein the proposed regioisomer and the desired product are identical compounds. Additionally the use of AlPhos (**L3**) generally affords better selectivity for the desired product in comparison to HGPhos (**L2**) (as shown for **20d**, entries 4 and 5), which is also the case with six-membered-ring substrates.^{15a} In all cases except for **20f**, the undesired regioisomer could be chromatographically separated from the desired product.

We also investigated whether additional ortho substitution could further promote C–F reductive elimination (entries 10–12). Bromothiophenes bearing additional methyl (**20i**, entry 10) or phenyl (**20j**, entry 11) groups adjacent to the bromine atom produced diminished yields in comparison to the corresponding substrate lacking substitution at the 4-position (**20h**, entry 9). Likewise, the presence of a bulky 1-naphthyl group in the ortho position impeded the formation of **20k** (entry 12). The sluggish reactivity of these extremely hindered substrates is likely due to slow oxidative addition of the aryl

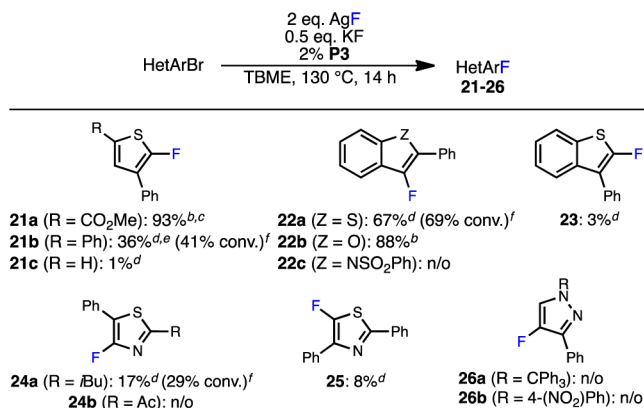
Table 3. Pd-Catalyzed Fluorination of 2-Substituted 3-Bromothiophenes^a

entry	product	R ₁	R ₂	R ₃	conversion, % ^b	yield, % (α:β) ^c
1	20a	Me	H	H	n/d	n/o
2	20b	Me	H	CO ₂ Me	n/d	n/o
3	20c	Ph	H	H	45	22 (>50:1)
4	20d	Ph	H	CO ₂ Me	95	80 (>50:1)
5 ^d	20d	Ph	H	CO ₂ Me	95	91 (10:1)
6	20e	Ph	H	C(O)Ph	98	91 (26:1)
7 ^e	20f	Ph	H	SO ₂ NEt ₂	100	93 (30:1) ^f
8	20g	Ph	H	C(O)NEt ₂	100	94 (>50:1) ^f
9	20h	Ph	H	Ph	95	80
10	20i	Ph	Me	Ph	n/d	20
11	20j	Ph	Ph	Ph	n/d	n/o
12	20k	1-naphthyl	H	H	n/d	n/o

^aReaction conditions unless specified otherwise: ArBr (0.10 mmol), AgF (0.20 mmol), KF (0.05 mmol), P3 (2%), TBME (1.0 mL), 130 °C, 14 h. n/d = not determined. n/o = not observed. ^bDetermined by GC. ^cYield determined by ¹⁹F NMR comparison to an authentic sample unless otherwise noted. ^dP2 was used in place of P3. ^eToluene as reaction solvent. ^fIsolated yield, 0.50 mmol scale.

bromide to the active L3-Pd(0) species. Overall, these studies revealed that only 3-bromothiophenes bearing both phenyl groups in the ortho position and electron-withdrawing groups on the thiophene ring provide synthetically useful yields, which is consistent with our hypothesis that C–F reductive elimination is the challenging process in this transformation.

We next attempted to extend these findings to other five-membered heteroaryl bromides bearing ortho phenyl substituents (Table 4). Consistent with the results highlighted in

Table 4. Additional Pd-Catalyzed Fluorinations of Ortho-Substituted Five-Membered Heteroaryl Bromides^a

^aReaction conditions unless specified otherwise: ArBr (0.10 mmol), AgF (0.20 mmol), KF (0.05 mmol), P3 (2%), TBME (1.0 mL), 130 °C, 14 h. n/o = not observed. ^bIsolated yield, 0.50 mmol scale. ^cContaminated with 4% of the corresponding reduction product. ^dYield determined by ¹⁹F NMR comparison to an authentic sample. ^eToluene as reaction solvent. ^fDetermined by GC.

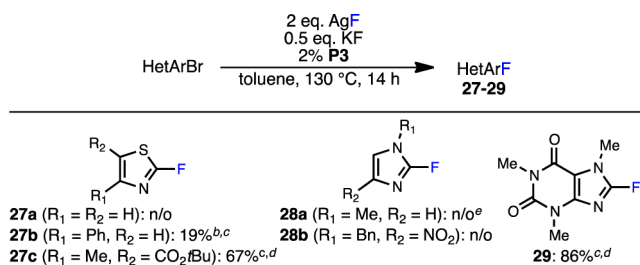
Table 3, only 2-bromothiophenes bearing an electron-withdrawing group in the 5-position afforded a high yield of the desired product (21a), while those substituted with an electron-neutral phenyl group (21b) or lacking substitution at this position (21c) were less reactive (Table 4). The overall lower yields obtained for these substrates in comparison to those in

Table 3 (compare 21b to 20h and 21c to 20c) are consistent with the DFT calculations in Table 2, which show that reductive elimination of 3-thienyl groups is easier than that of 2-thienyl groups, as well as with literature precedent.^{17c,d} Notably, in the case of 21a, 4% of the corresponding reduction product was isolated along with the desired aryl fluoride.

The fluorinations of ortho-substituted benzofused heteroaryl bromides (22 and 23) afforded similar results. Although 3-bromo-2-phenylbenzo[*b*]thiophene underwent fluorination only sluggishly, furnishing an inseparable mixture of starting material and 22a, the corresponding benzo[*b*]furan underwent clean fluorination to give 22b in high yield. The higher reactivity of benzofurans (22b) in comparison to benzothiophenes (22a) likely reflects the stronger inductive electron-withdrawing effect of the O atom in the benzofuran ring.^{17c,d,27} Unfortunately, the corresponding 3-bromo-*N*-sulfonylindole did not undergo fluorination to provide 22c. Consistent with our studies concerning non-benzo-fused bromothiophenes (Tables 3 and 4), the corresponding 2-bromobenzo[*b*]thiophene bearing an ortho phenyl group provided only a low yield of 23 under the reaction conditions.

We also examined the Pd-catalyzed fluorination of bromoazoles with phenyl groups in the ortho position (24–26, Table 4). Low yields of the desired product were observed with both ortho-substituted 4- (24a,b) and 5-bromothiazoles (25). Thiazoles inhibit the desired reaction, which likely explains the observed decrease in reactivity in comparison to thiophenes (see Table S2 in the Supporting Information). As in previous cases, increasing the catalyst loading did not significantly improve the yield of these reactions. Additionally, none of the desired product was observed with more electron rich 4-bromo-1*H*-pyrazoles substituted with a phenyl group in the ortho position (26a,b), regardless of the nitrogen protecting group (for additional examples, see Table S1 in the Supporting Information).

To overcome the generally poor reactivity of bromoazoles, we also attempted the fluorination of electron-deficient 2-bromo-1,3-azoles (Table 5). In these cases, significant formation of side products occurred using TBME as the reaction solvent, and so these reactions were carried out in

Table 5. Pd-Catalyzed Fluorinations of 2-Bromo-1,3-azoles^a

^aReaction conditions unless specified otherwise: ArBr (0.10 mmol), AgF (0.20 mmol), KF (0.05 mmol), P3 (2%), toluene (1.0 mL), 130 °C, 14 h. n/o = not observed. ^bYield determined by ¹⁹F NMR comparison to an authentic sample. ^c<5% yield observed in the absence of P3. ^dIsolated yield, 0.50 mmol scale. ^eSignificant decomposition observed by ¹⁹F NMR and GC/MS.

toluene. Although 2-bromothiazole did not provide the desired product (27a) under the reaction conditions, the addition of a phenyl group adjacent to the nitrogen center led to a low yield of 27b. As shown with bromothiophenes (20d–g, Table 3; 21a, Table 4), the presence of an electron-withdrawing group on the thiazole ring was crucial for the isolation of 27c in synthetically useful yield. Notably, less than 5% of 27b,c was observed in the absence of P3, ruling out the possibility of a background Halex process. Although simple N-substituted 2-bromo-1H-imidazoles underwent decomposition (28a) or no reaction (28b) under these conditions, we found that the more activated 8-bromocaffeine could be efficiently converted to 29 in high yield; again, only trace amounts of 29 were observed in the absence of catalyst. Additionally, none of the corresponding reduction product was detected in the purified samples of 27c and 29 (see the Supporting Information for details). It should be noted that benzo-fused 2-bromoazoles, such as 2-bromobenzothiazole and 2-bromo-1-methyl-1H-benzimidazole, underwent significant fluorination in the absence of catalyst, reflecting their proclivity toward Halex processes (not shown). Nevertheless, this methodology may be attractive for the synthesis of 2-fluoroazoles bearing electron-withdrawing groups.

CONCLUSION

By systematically studying substituent effects on the fluorination of five-membered heteroaryl bromides, we were able to identify a number of five-membered heteroaryl fluorides that could be prepared in synthetically useful yields with a catalyst system based on L3. In particular, electron-deficient and ortho-substituted benzo[*b*]thiophenes, ortho-substituted benzo[*b*]furans, and highly activated 2-bromo-1,3-azoles are viable substrates for this reaction.²⁸ Despite these advances, the scope of this reaction remains limited, especially with respect to bromoazoles. Although our previous work in this area^{15d,17a,b} suggests that increasing the steric bulk of the ligand could potentially help overcome these problems, it is probable that a more fundamental change to the reaction, such as a change in mechanism, transition-metal catalyst, or ligand architecture may be needed to access a broader scope of five-membered heteroaryl fluorides. Given the potential importance of five-membered heteroaryl fluorides in medicinal chemistry, this transformation remains an active area of research in our group.

EXPERIMENTAL SECTION

General Procedure for Pd-Catalyzed Fluorination Reactions.

In a nitrogen-filled glovebox, an oven-dried screw-cap reaction tube equipped with a stir bar was charged (in this order) with silver fluoride (26 mg, 0.20 mmol, 2.00 equiv), additive (0.05 mmol, 0.50 equiv), P1–P3 (4.0 mg, 2%), aryl bromide (0.10 mmol, 1.00 equiv), and solvent (1.0 mL). The tube was capped, removed from the glovebox, and placed in an oil bath that had been preheated to 130 °C, and the mixture was vigorously stirred for 14 h. (*Caution!* Perform behind a barrier such as a blast shield!) At this time, the tube was cooled to room temperature, and 1-fluoronaphthalene (20 μL, 1.55 equiv) was added. The reaction mixture was analyzed directly by ¹⁹F NMR. Afterward, the reaction mixture was filtered through a silica gel plug, eluted with EtOAc, and analyzed by GC (or GC/MS).

ASSOCIATED CONTENT

Supporting Information

The Supporting Information is available free of charge on the ACS Publications website at DOI: 10.1021/acs.organomet.5b00631.

Full procedural and spectroscopic data (PDF)

Solid-state structure of 13 (CIF)

Solid-state structure of 14 (CIF)

Cartesian coordinates for the ground-state structures of 16–19 and the corresponding C–F reductive elimination transition-state geometries (XYZ)

AUTHOR INFORMATION

Corresponding Author

*E-mail for S.L.B.: sbuchwal@mit.edu.

Notes

The authors declare the following competing financial interest(s): MIT has patents on some of the ligands and precatalysts used in this work, from which S.L.B. and former coworkers receive royalty payments.

ACKNOWLEDGMENTS

Research reported in this publication was supported by the National Institutes of Health under award number GM46059. The content is solely the responsibility of the authors and does not necessarily represent the official views of the National Institutes of Health. P.J.M. thanks the National Science Foundation for a predoctoral fellowship (2010094243). P.J.M. also thanks Amgen for an educational donation, for which we are grateful. One of the X-ray diffractometers used in this work was purchased with the help of funding from the National Science Foundation (Grant CHE 0946721). Dr. Peter Mueller (MIT) is acknowledged for solving the X-ray structures of 13 and 14. Dr. Aaron Sather (MIT) is acknowledged for helpful discussions, assistance with this manuscript, and the generous donation of P3. We thank Prof. Peng Liu (University of Pittsburgh) for help with computational studies. Calculations were performed at the Center for Simulation and Modeling at the University of Pittsburgh.

DEDICATION

Dedicated to the memory of Professor Gregory L. Hillhouse: brilliant chemist, great person and friend.

REFERENCES

- (a) Vitaku, E.; Smith, D. T.; Njardarson, J. T. *J. Med. Chem.* **2014**, *57*, 10257–10274. (b) Baumann, M.; Baxendale, I. R.; Ley, S. V.; Nikbin, N. *Beilstein J. Org. Chem.* **2011**, *7*, 442–495. (c) Joule, J. A.;

Mills, K. *Heterocyclic Chemistry*, 5th ed.; Wiley: Chichester, U.K., 2010. (d) Sperry, J. D.; Wright, D. L. *Curr. Opin. Drug Discovery* **2005**, *8*, 723–740.

(2) Crescenzi, B.; Gardelli, C.; Muraglia, E.; Nizi, E.; Orvieto, F.; Pace, P.; Pescatore, G.; Petrocchi, A.; Poma, M.; Rowley, M.; Scarpelli, R.; Summa, V. (IRBM P. Angelitti S.P.A.). N-substituted hydroxypyrimidinone carboxamide inhibitors of HIV integrase. U.S. Patent US7217713, July 24, 2006.

(3) Edmondson, S. D.; Fisher, M. H.; Kim, D.; MacCoss, M.; Parmee, E. R.; Weber, A. E.; Xu, J. (Merck & Co., USA). Such as 7-((3*r*)-3-amino-4-(3,4-difluorophenyl)butanoyl)-2-(trifluoromethyl)-5,6,7,8-tetrahydroimidazo(1,2-*a*)pyrazine dihydrochloride for treatment of insulin resistance disorders. U.S. Patent US6699871 B2, July 5, 2002.

(4) Roth, B. D. (Warner-Lambert Co., USA). Trans-6-[2-(3- or 4-carboxamido-substituted pyrrol-1-yl)alkyl]-4-hydroxypyran-2-one inhibitors of cholesterol synthesis. U.S. Patent US4681893, May 30, 1986.

(5) Kennis, L. E. J.; Vandenberk, J. (Janssen Pharmaceutica N.V.). Psychological disorders. U.S. Patent US4804663A, March 27, 1985.

(6) (a) Gillis, E. P.; Eastman, K. J.; Hill, M. D.; Donnelly, D. J.; Meanwell, N. A. J. *J. Med. Chem.* **2015**, DOI: 10.1021/acs.jmedchem.5b00258. (b) Purser, S.; Moore, P. R.; Swallow, S.; Gouverneur, V. *Chem. Soc. Rev.* **2008**, *37*, 320–330. (c) Kirk, K. L. *Org. Process Res. Dev.* **2008**, *12*, 305–321. (d) Müller, K.; Faeh, C.; Diederich, F. *Science* **2007**, *317*, 1881–1886.

(7) Gakh, A. A.; Kirk, K. L. Fluorinated Heterocycles. In *Fluorinated Heterocycles*; Gakh, A. A., Kirk, K. L., Eds.; ACS Symposium Series 1003; American Chemical Society: Washington, DC, 2009; pp 3–20.

(8) (a) *Fluorine in Heterocyclic Chemistry*; Nenajdenko, V., Ed.; Springer: New York, 2014; Vol. 1 (5-Membered Heterocycles and Macrocycles). (b) Kirk, K. L. Fluorinated Five-Membered Nitrogen-Containing Heterocycles. In *Fluorinated Heterocyclic Compounds: Synthesis, Chemistry, and Applications*; Petrov, V. A., Ed.; Wiley: Hoboken, NJ, 2009; pp 91–158. (c) Shermolovich, Y. Fluorinated Five-Membered Heterocycles Containing Oxygen, Sulfur, Selenium, and Phosphorus. In *Fluorinated Heterocyclic Compounds: Synthesis, Chemistry, and Applications*; Petrov, V. A., Ed.; Wiley: Hoboken, NJ, 2009; pp 159–225.

(9) (a) Balz, G.; Schiemann, G. *Ber. Dtsch. Chem. Ges. B* **1927**, *60*, 1186–1190. (b) Kirk, K. L.; Cohen, L. A. *J. Am. Chem. Soc.* **1973**, *95*, 4619–4624.

(10) (a) Sun, H.; DiMugno, S. G. *Angew. Chem., Int. Ed.* **2006**, *45*, 2720–2725. (b) Finger, G. C.; Kruse, C. W. *J. Am. Chem. Soc.* **1956**, *78*, 6034–6037.

(11) For (hetero)aryllithium reagents, see: (a) Nagaki, A.; Uesugi, Y.; Kim, H.; Yoshida, J.-i. *Chem. - Asian J.* **2013**, *8*, 705–708. See also the examples included in the [Supporting Information](#). For (hetero)aryl Grignard reagents, see: (b) Yamada, S.; Gavryushin, A.; Knochel, P. *Angew. Chem., Int. Ed.* **2010**, *49*, 2215–2218 and references cited therein.

(12) Hutchinson, J.; Sandford, G. *Top. Curr. Chem.* **1997**, *193*, 1–43.

(13) Campbell, M.; Ritter, T. *Chem. Rev.* **2015**, *115*, 612–633.

(14) For rare examples, see: (a) Wang, D.; Sun, W.; Chu, T. *Eur. J. Org. Chem.* **2015**, *2015*, 4114–4118. (b) Ichiishi, N.; Canty, A. J.; Yates, B. F.; Sanford, M. S. *Org. Lett.* **2013**, *15*, 5134–5137. (c) Truong, T.; Klimovica, K.; Daugulis, O. *J. Am. Chem. Soc.* **2013**, *135*, 9342–9345.

(15) (a) Sather, A. C.; Lee, H. G.; De La Rosa, V. Y.; Buchwald, S. L. Submitted for publication. (b) Milner, P. J.; Kinzel, T.; Zhang, T.; Buchwald, S. L. *J. Am. Chem. Soc.* **2014**, *136*, 15757–15766. (c) Lee, H. G.; Milner, P. J.; Buchwald, S. L. *J. Am. Chem. Soc.* **2014**, *136*, 3792–3795. (d) Lee, H. G.; Milner, P. J.; Buchwald, S. L. *Org. Lett.* **2013**, *15*, 5602–5605. (e) Maimone, T. J.; Milner, P. J.; Kinzel, T.; Zhang, Y.; Takase, M. K.; Buchwald, S. L. *J. Am. Chem. Soc.* **2011**, *133*, 18106–18109. (f) Noël, T.; Maimone, T. J.; Buchwald, S. L. *Angew. Chem., Int. Ed.* **2011**, *50*, 8900–8903. (g) Watson, D. A.; Su, M.; Teverovskiy, G.; Zhang, Y.; García-Fortanet, J.; Kinzel, T.; Buchwald, S. L. *Science* **2009**, *325*, 1661–1664.

(16) (a) Wannberg, J.; Wallinder, C.; Ünlüoğlu, M.; Sköld, C.; Larhed, M. *J. Org. Chem.* **2013**, *78*, 4184–4189. (b) Grushin, V. V. *Acc. Chem. Res.* **2010**, *43*, 160–171. (c) Yandulov, D. V.; Tran, N. T. *J. Am. Chem. Soc.* **2007**, *129*, 1342–1358. (d) Grushin, V. V. *Chem. - Eur. J.* **2002**, *8*, 1006–1014.

(17) (a) Su, M.; Hoshiya, N.; Buchwald, S. L. *Org. Lett.* **2014**, *16*, 832–835. (b) Su, M.; Buchwald, S. L. *Angew. Chem., Int. Ed.* **2012**, *51*, 4710–4713. (c) Hooper, M. W.; Hartwig, J. F. *Organometallics* **2003**, *22*, 3394–3403. (d) Hooper, M. W.; Utsunomiya, M.; Hartwig, J. F. *J. Org. Chem.* **2003**, *68*, 2861–2873.

(18) (a) Düfert, M. A.; Billingsley, K. L.; Buchwald, S. L. *J. Am. Chem. Soc.* **2013**, *135*, 12877–12885. (b) Shen, Q.; Hartwig, J. F. *J. Am. Chem. Soc.* **2007**, *129*, 7734–7735. (c) Shen, Q.; Shekhar, S.; Stambuli, J. P.; Hartwig, J. F. *Angew. Chem., Int. Ed.* **2005**, *44*, 1371–1375.

(19) The corresponding oxidative addition complex of 3-bromothiophene was also prepared, but it undergoes rapid dearomatization in solution. See ref 15e as well as: Milner, P. J.; Maimone, T. J.; Su, M.; Chen, J.; Müller, P.; Buchwald, S. L. *J. Am. Chem. Soc.* **2012**, *134*, 19922–19934. Thus, a solid-state structure of this complex could not be obtained. See the [Supporting Information](#) for details.

(20) The solid-state structure of **13** consisted of two rotamers of the thiophene ring; only the major rotamer is shown for convenience.

(21) For other examples, see: (a) Verswyvel, M.; Steverlynck, J.; Mohamed, S. H.; Trabelsi, M.; Champagne, B.; Koeckelberghs, G. *Macromolecules* **2014**, *47*, 4668–4675. (b) Verswyvel, M.; Verstappen, P.; Cremer, L. D.; Verbiest, T.; Koeckelberghs, G. *J. Polym. Sci., Part A: Polym. Chem.* **2011**, *49*, 5339–5349.

(22) Under all studied conditions, treatment of L3-ligated oxidative addition complexes of five-membered heteroaryl bromides with AgF led to incomplete conversion to what we tentatively assign as the corresponding Pd–F complexes. Thus, it is likely that transmetalation is also a challenging elementary step during this transformation.

(23) Roy, A. H.; Hartwig, J. F. *J. Am. Chem. Soc.* **2001**, *123*, 1232–1233.

(24) Gronowitz, S.; Hörnfeldt, A.-B. *Thiophenes*; Elsevier: Amsterdam, The Netherlands, 2004.

(25) Hartwig, J. F. *Inorg. Chem.* **2007**, *46*, 1936–1947.

(26) It should be noted that the addition of *t*BuOD to these reaction mixtures did not result in deuterium incorporation into aryl fluoride products (see ref 15b), as judged by ¹⁹F NMR and GC/MS analysis. This finding suggests either that regioisomer formation in these cases proceeds through a mechanism different from that outlined in ref 15b, or that the involved Pd–thiophene intermediate is too short-lived to allow for adequate H/D exchange prior to reprotonation and reductive elimination. Further study of this phenomenon is required.

(27) A number of other, non-benzo-fused bromofurans were also evaluated, but most underwent significant decomposition under the reaction conditions (see Table S1 in the Supporting Information). Halogenated furans are known to exhibit poor stability (see ref 8a and the references cited therein for details).

(28) Unfortunately, to date we have been unable to prepare five-membered heteroaryl bromides bearing secondary or tertiary alkyl groups in the ortho position. For example, attempts to carry out selective Negishi couplings between 2,3-dibromothiophene and secondary or tertiary alkylzinc nucleophiles led to complex mixtures of products.