

Lawrence Berkeley National Laboratory

Recent Work

Title

THE UNBOUND NUCLIDE 7B

Permalink

<https://escholarship.org/uc/item/41w888hd>

Authors

McGrath, Robert L.

Cerny, Joseph

Norbeck, Edwin.

Publication Date

1967-11-01

University of California
Ernest O. Lawrence
Radiation Laboratory

THE UNBOUND NUCLIDE ⁷B

Robert L. McGrath, Joseph Cerny, and Edwin Norbeck

November 1967

TWO-WEEK LOAN COPY

*This is a Library Circulating Copy
which may be borrowed for two weeks.
For a personal retention copy, call
Tech. Info. Division, Ext. 5545*

Berkeley, California

UCRL-17927
c. 2

DISCLAIMER

This document was prepared as an account of work sponsored by the United States Government. While this document is believed to contain correct information, neither the United States Government nor any agency thereof, nor the Regents of the University of California, nor any of their employees, makes any warranty, express or implied, or assumes any legal responsibility for the accuracy, completeness, or usefulness of any information, apparatus, product, or process disclosed, or represents that its use would not infringe privately owned rights. Reference herein to any specific commercial product, process, or service by its trade name, trademark, manufacturer, or otherwise, does not necessarily constitute or imply its endorsement, recommendation, or favoring by the United States Government or any agency thereof, or the Regents of the University of California. The views and opinions of authors expressed herein do not necessarily state or reflect those of the United States Government or any agency thereof or the Regents of the University of California.

Submitted to Physical Review Letters

UCRL-17927
Preprint

UNIVERSITY OF CALIFORNIA

Lawrence Radiation Laboratory
Berkeley, California

AEC Contract No. W-7405-eng-48

THE UNBOUND NUCLIDE ${}^7\text{B}$

Robert L. McGrath, Joseph Cerny, and Edwin Norbeck

November 1967

THE UNBOUND NUCLIDE ${}^7\text{B}^*$

Robert L. McGrath and Joseph Cerny,

Lawrence Radiation Laboratory
and Department of Chemistry
University of California
Berkeley, California

and

Edwin Norbeck[†]

Department of Physics
University of Iowa
Iowa City, Iowa

ABSTRACT

The mass and width of the ${}^7\text{B}$ ground state have been measured using the ${}^{10}\text{B}({}^3\text{He}, {}^6\text{He}){}^7\text{B}$ reaction, thus completing the mass seven isospin quartet. During the course of the experiment new values for the excitation energies of the ${}^8\text{B}$ 2nd excited state and the ${}^7\text{Li}$ and ${}^7\text{Be}$ lowest $T=3/2$ states were found.

The mass and width of the ground state of the $T_z = -3/2$ unbound nuclide ${}^7\text{B}$ have been measured using the ${}^{10}\text{B}({}^3\text{He}, {}^6\text{He}){}^7\text{B}$ reaction. These data, together with those recently reported¹ on ${}^7\text{He}$, complete the mass seven isospin quartet in which all members are unbound with respect to $T=3/2$ particle-decay modes. Previously, the mass 9, 13, 21, and 37 bound $T=3/2$ quartets have been completed^{2,3,4} and in general (but see Ref. 3) the isobaric multiplet mass equation⁵ (IMME) correctly described the measured masses.

A 50 MeV ${}^3\text{He}$ beam generated by the Berkeley 88-inch cyclotron was used to bombard a $280 \mu\text{g}/\text{cm}^2$ carbon-backed ${}^{10}\text{B}$ target, and reactions induced on a $300 \mu\text{g}/\text{cm}^2$ ${}^{11}\text{B}$ target were used for energy calibrations. Since $({}^3\text{He}, {}^6\text{He})$ reactions on light targets typically have laboratory cross sections of ~ 1 to $4 \mu\text{b}/\text{sr}$,⁴ a particle identification system for low yield nuclear reactions was employed. This system utilizes two four-counter semiconductor telescopes and has been previously described.^{4,6} Both telescopes were similar; one consisted of a 142μ ΔE_2 , 109μ ΔE_1 , 147μ E, and 500μ E-reject (anticoincidence) counter. The data were acquired and treated in a manner completely analogous to that described in Ref. 4.

The ${}^6\text{He}$ energy spectra taken at 14.1° (laboratory) arising from bombardment of both ${}^{10}\text{B}$ and ${}^{11}\text{B}$ targets are shown in Fig. 1. Counter thicknesses and a 2.5 MeV minimum energy loss requirement in the E counter limited observable ${}^6\text{He}$ events to energies between ≈ 34 and 26 MeV. The original data were summed over ten channels to improve the statistics; the overall resolution was about 230 keV. Because of a 7% ${}^{11}\text{B}$ impurity in the ${}^{10}\text{B}$ target, there is a small peak in the upper spectrum of Fig. 1 that corresponds to the ${}^8\text{B}$ ground state.

The close similarity of the Q-values and kinematics of the $^{10}\text{B}(^3\text{He}, ^6\text{He})^7\text{B}$ and $^{11}\text{B}(^3\text{He}, ^6\text{He})^8\text{B}$ reactions made the latter useful for energy calibrations. The reported ^8B level structure⁷ consisted of the ground, 0.78, and 2.17 MeV states. Since a 2.17 MeV excitation for the ^8B 2nd excited state appeared inconsistent with the $^{11}\text{B}(^3\text{He}, ^6\text{He})^8\text{B}$ data, the $^{10}\text{B}(p, t)^8\text{B}$ reaction was investigated at six angles with 43.7 MeV protons. Triton peaks corresponding to the ^{10}C and ^{14}O ground states, due to ^{12}C and ^{16}O target contaminants, offered excellent energy calibrations. The excitation and width (FWHM) of this ^8B state were found to be 2.33 ± 0.04 MeV and 390 ± 40 keV; this new excitation was adopted in establishing the ^7B mass.

Figure 2 shows a ^6He energy spectrum constructed by summing data from both telescopes placed at 14.1° and subtracting the ^8B impurity spectrum; the cutoff at 26.2 MeV corresponds to the lowest energy that could be reliably counted in both systems. The $^4\text{He} + 3p$, $^6\text{Be} + p$, and $^5\text{Li} + 2p$ thresholds are marked along the energy axis; the broad peak at about 29.8 MeV is attributed to the unbound ground state of ^7B . Expected shapes of three-, four-, and five-body phase space distributions are indicated by the dashed, solid, and dot-dashed lines, respectively. The data suggested that the ^7B peak is superimposed on a continuum background composed of the $^5\text{Li} + 2p$ and/or the $^4\text{He} + 3p$ phase space distributions; the peak in the inset is the result of subtracting from the raw spectrum the $^5\text{Li} + 2p$ distribution normalized as shown in the figure. Spectra at two other angles, 10° and 19.65° (laboratory), were obtained in order to check the kinematical behavior of the peak shown in Fig. 2. At both angles the energy and width of the observed peak were consistent with the ^7B assignment. The mass-excess [$^{12}\text{C} = 0$] of ^7B was found to be 27.94 ± 0.10 MeV.

Its width was determined to be 1.6 MeV with no background subtraction, and 1.3 or 1.4 MeV, respectively, with the ${}^5\text{Li} + 2p$ or ${}^4\text{He} + 3p$ distributions normalized as shown in Fig. 2 subtracted from the data. A representative width for the ${}^7\text{B}$ ground state of 1.4 ± 0.2 MeV may be taken from these results. The laboratory cross section for the ${}^7\text{B}$ ground state transition was 1.6 ± 0.4 $\mu\text{b}/\text{sr}$ at 14.1° ; for comparison, the ${}^8\text{B}$ ground state and 2.33 MeV state cross sections were 3.6 ± 1.0 $\mu\text{b}/\text{sr}$ and 6.9 ± 1.9 $\mu\text{b}/\text{sr}$, respectively.

Excitations (relative to their respective ground states), widths, and $T=3/2$ particle-decay thresholds for each member of the mass seven isospin quartet are given in Fig. 3. The excitations and widths of the ${}^7\text{Li}$ and ${}^7\text{Be}$ members are revised figures acquired both from a re-analysis of previously published data⁸ from the ${}^9\text{Be}(p, {}^3\text{He}){}^7\text{Li}$ and ${}^9\text{Be}(p, t){}^7\text{Be}$ reactions and an analysis of new data on these reactions utilizing a 45 MeV proton beam. Our final values show the lowest ${}^7\text{Li}$ $T=3/2$ state to lie at 11.28 ± 0.04 MeV with a width of 260 ± 50 keV while the lowest ${}^7\text{Be}$ $T=3/2$ state lies at 10.97 ± 0.04 MeV with a width of 310^{+60}_{-40} keV.

For a very rough indicative calculation, the two-body $T=3/2$ decay widths of various members of the multiplet can be estimated using the width of ${}^7\text{He}$, which is unbound only to the $l = 1$ ${}^6\text{He} + n$ decay mode, after correcting for penetrabilities. Using the R-matrix penetrability factor and a radius given by $1.2(A^{1/3} + 1)f$, the estimated widths of ${}^7\text{Li}$, ${}^7\text{Be}$, and ${}^7\text{B}$ for decay to the lowest isospin allowed two-body mode(s) are 250, 380, and 620 keV, respectively. In this approximation, the observed widths imply that available three- or four-body decay modes contribute to the width of ${}^7\text{B}$, whereas these modes appear unimportant for the ${}^7\text{Li}$ or ${}^7\text{Be}$ $T=3/2$ states.

It is of interest to test the ability of the IMME

$$M(T_z) = a + bT_z + cT_z^2$$

to relate the masses of members of an unbound isospin quartet. The $T=3/2$ states in ${}^7\text{He}$, ${}^7\text{Li}$, and ${}^7\text{Be}$ can be used to predict a mass-excess for ${}^7\text{B}$ of 27.76 ± 0.17 MeV, which is seen to be in good agreement with experiment.

This agreement is interesting since, unlike the earlier investigations involving bound isospin quartets,^{2,3,4} the members become increasingly unbound to allowed decay modes in moving from ${}^7\text{He}$ to ${}^7\text{B}$ so that their wave functions could be quite different. Unfortunately, no theoretical estimates are available concerning the magnitude of expected deviations from the IMME in such multiplets.

We wish to thank Dr. Fay Ajzenberg-Selove for her generous gift of the ${}^{10}\text{B}$ and ${}^{11}\text{B}$ targets used in these experiments.

FOOTNOTES AND REFERENCES

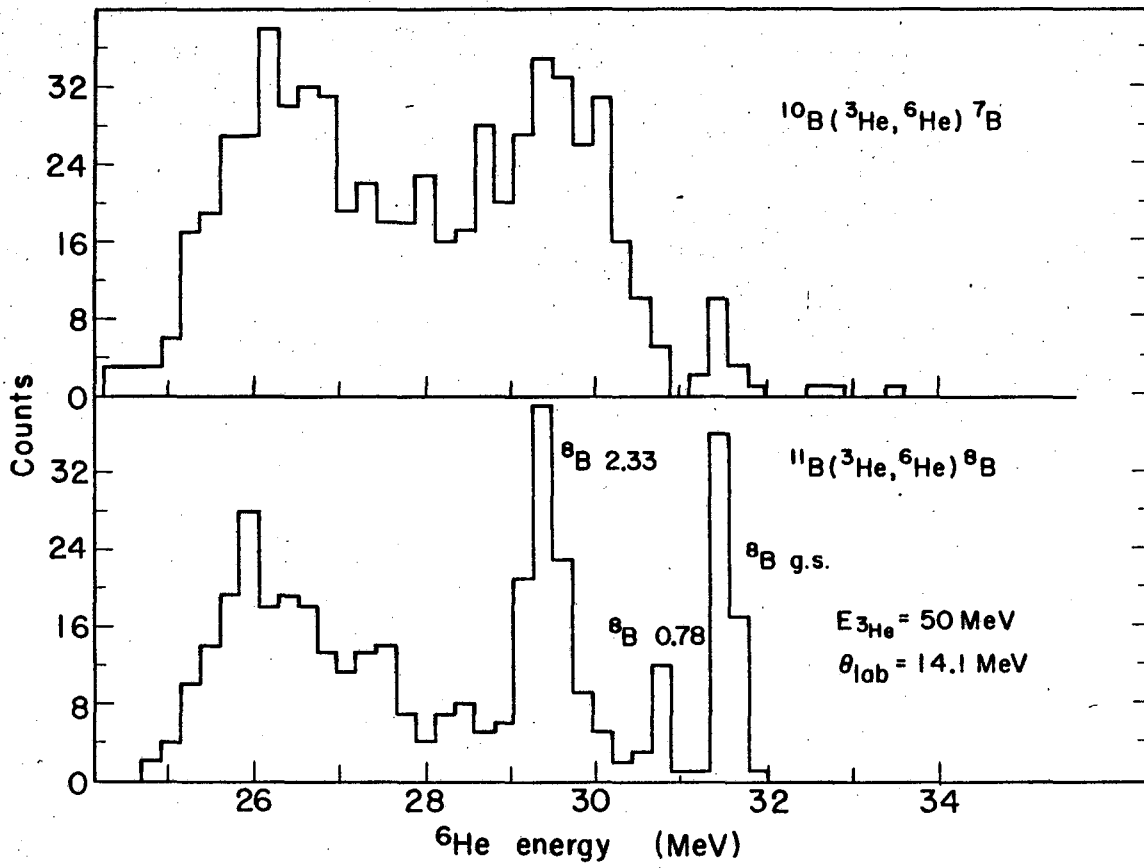
* This work performed under the auspices of the U. S. Atomic Energy Commission.

† Supported in part by the National Science Foundation.

1. R. H. Stokes and P. G. Young, Phys. Rev. Letters 18, 611 (1967); R. H. Stokes and P. G. Young, Proc. of the Int. Conf. on Nucl. Structure, Tokyo, Japan, Sept. 7-13, 1967 (to be published).
2. J. Cerny, R. H. Pehl, F. S. Goulding, and D. A. Landis, Phys. Rev. Letters 13, 726 (1964); J. Cerny, R. H. Pehl, G. Butler, D. G. Fleming, C. Maples, and C. Detraz, Phys. Letters 20, 35 (1966).
3. C. A. Barnes, E. G. Adelberger, D. C. Hensley, and A. B. McDonald, Proc. of the Int. Conf. on Nucl. Physics, Gatlinburg, Tennessee, Sept. 12-17, 1966 (to be published).
4. G. W. Butler, J. Cerny, S. W. Cospser, and R. L. McGrath, Phys. Rev. (in press).
5. E. P. Wigner and E. Feenberg, Rept. Progr. Phys. 8, 274 (1941); S. Weinberg and S. B. Treiman, Phys. Rev. 116, 465 (1959); D. H. Wilkinson, Phys. Letters 12, 348 (1964).
6. F. S. Goulding, D. A. Landis, J. Cerny, and R. H. Pehl, IEEE Trans. Nucl. Sci. NS-13, No. 3, 514 (1966).
7. T. Lauritsen and F. Ajzenberg-Selove, Nucl. Phys. 78, 1 (1966).
8. C. Detraz, J. Cerny, and R. H. Pehl, Phys. Rev. Letters 14, 708 (1965).
An error [≈ 150 keV] has been discovered in the computer analysis of the excitations of the $T=3/2$ states assigned herein. The new value for ${}^7\text{Be}$ resolves the discrepancy between the earlier result and that of W. D. Harrison, Nucl. Phys. 92, 260 (1967).

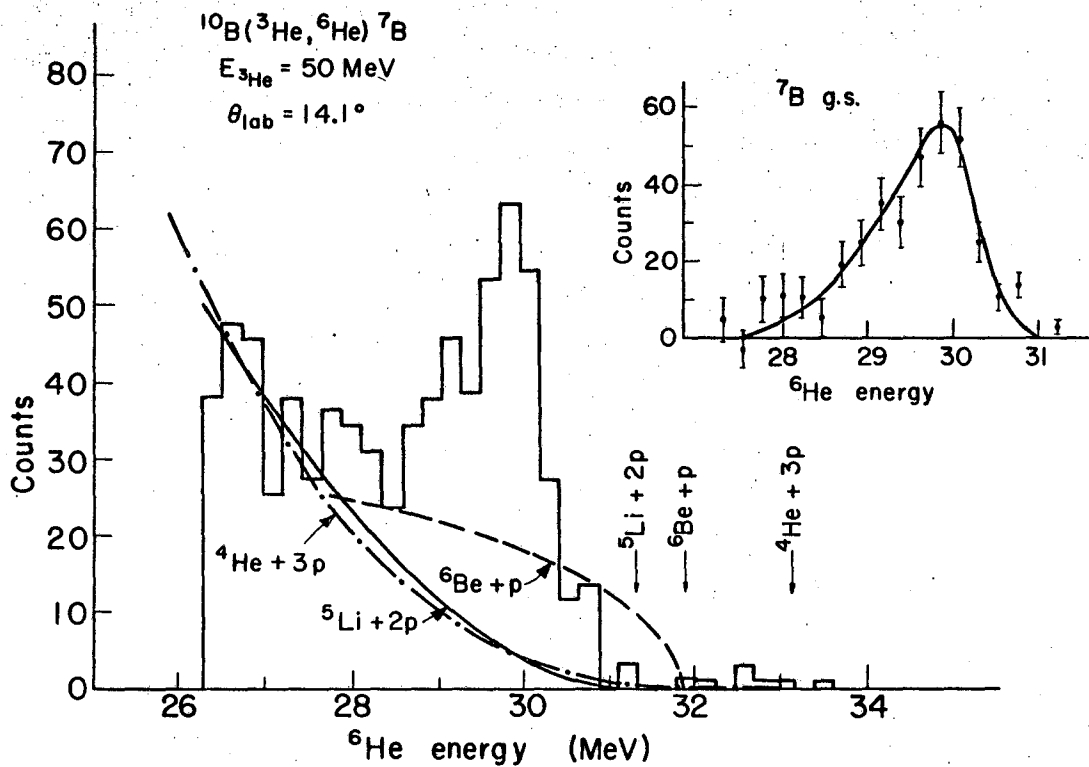
FIGURE CAPTIONS

- Fig. 1. ${}^6\text{He}$ energy spectra from the ${}^{10}\text{B}({}^3\text{He}, {}^6\text{He}){}^7\text{B}$ (top) and ${}^{11}\text{B}({}^3\text{He}, {}^6\text{He}){}^8\text{B}$ (bottom) reactions. The upper spectrum contains weak ${}^8\text{B}$ groups due to a 7% ${}^{11}\text{B}$ target impurity.
- Fig. 2. A composite ${}^{10}\text{B}({}^3\text{He}, {}^6\text{He}){}^7\text{B}$ energy spectrum obtained by summing data from two counter-telescopes at $14.1^\circ(\text{lab})$ and subtracting the ${}^8\text{B}$ impurity spectrum. Particle thresholds are marked along the energy axis and the shapes of three-, four-, and five-body phase space distributions are given by the dashed, solid, and dot-dashed lines, respectively. The four-body curve has been subtracted from the spectrum to obtain the peak in the inset which is attributed to the ground state of ${}^7\text{B}$.
- Fig. 3. Excitations (relative to their respective ground states), widths, and $T=3/2$ particle-decay thresholds of members of the mass seven isospin quartet given in MeV (The ${}^6\text{Li}$ $T=1$ state is at 3.56 MeV, see Ref. 7).



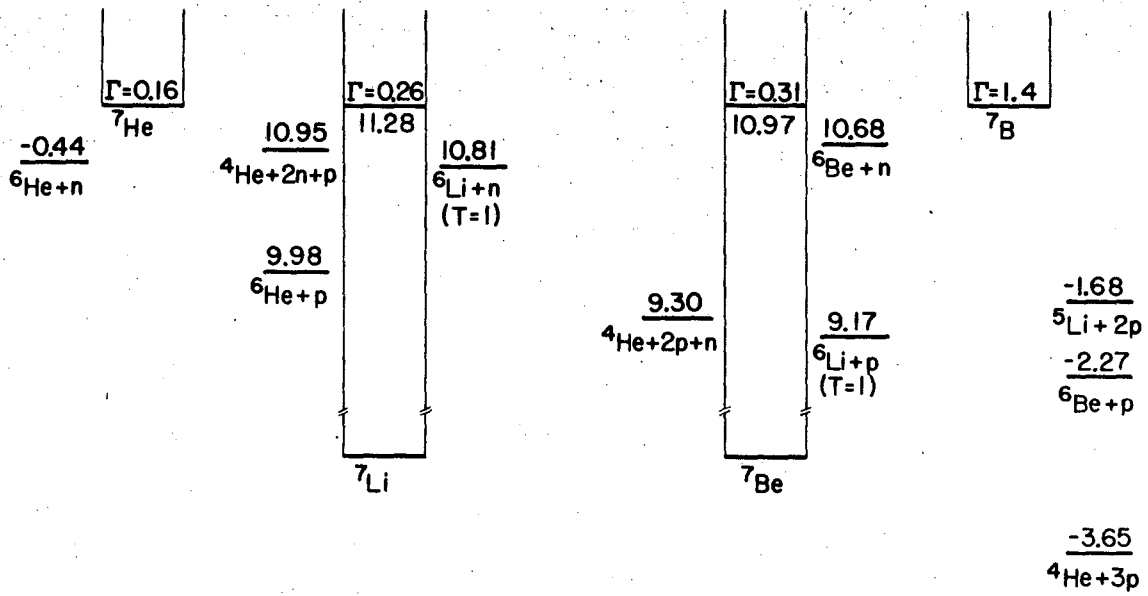
XBL6710-5427

Fig. 1



XBL6710-5426

Fig. 2



XBL6710-5406

Fig. 3

This report was prepared as an account of Government sponsored work. Neither the United States, nor the Commission, nor any person acting on behalf of the Commission:

- A. Makes any warranty or representation, expressed or implied, with respect to the accuracy, completeness, or usefulness of the information contained in this report, or that the use of any information, apparatus, method, or process disclosed in this report may not infringe privately owned rights; or
- B. Assumes any liabilities with respect to the use of, or for damages resulting from the use of any information, apparatus, method, or process disclosed in this report.

As used in the above, "person acting on behalf of the Commission" includes any employee or contractor of the Commission, or employee of such contractor, to the extent that such employee or contractor of the Commission, or employee of such contractor prepares, disseminates, or provides access to, any information pursuant to his employment or contract with the Commission, or his employment with such contractor.

