

UC Berkeley

UC Berkeley Previously Published Works

Title

Palladium-Catalyzed α -Arylation of Zinc Enolates of Esters: Reaction Conditions and Substrate Scope

Permalink

<https://escholarship.org/uc/item/42f4v25n>

Journal

The Journal of Organic Chemistry, 78(17)

ISSN

0022-3263

Authors

Hama, Takuo
Ge, Shaozhong
Hartwig, John F

Publication Date

2013-09-06

DOI

10.1021/jo401476f

Peer reviewed

Published in final edited form as:

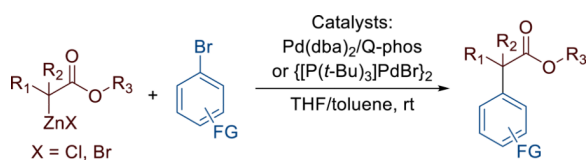
J Org Chem. 2013 September 6; 78(17): 8250–8266. doi:10.1021/jo401476f.

Palladium-Catalyzed α -Arylation of Zinc Enolates of Esters: Reaction Conditions and Substrate Scope

Takuo Hama, Shaozhong Ge, and John F. Hartwig*

Department of Chemistry, Yale University, P.O. Box 208107, New Haven, Connecticut 06520-8107; Department of Chemistry, University of Illinois, Urbana, 61801; and Department of Chemistry, University of California, Berkeley, CA, 94702, United States

Abstract


 FG = alkyl, F, Cl, OMe, ester, enolizable ketone, cyano, nitro, OH, NH₂

The intermolecular α -arylation of esters by palladium-catalyzed coupling of aryl bromides with zinc enolates of esters is reported. Reactions of three different types of zinc enolates have been developed. α -Arylation of esters occurs in high yields with isolated Reformatsky reagents, with Reformatsky reagents generated from α -bromo esters and activated zinc, and with zinc enolates generated by quenching lithium enolates of esters with zinc chloride. The use of zinc enolates, instead of alkali metal enolates, greatly expands the scope of the arylation of esters. The reactions occur at room temperature or at 70 °C with bromoarenes containing cyano, nitro, ester, keto, fluoro, enolizable hydrogen, hydroxyl or amino functionality and with bromopyridines. The scope of esters encompasses acyclic acetates, propionates, and isobutyrate, α -alkoxyesters, and lactones. The arylation of zinc enolates of esters was conducted with catalysts bearing the hindered pentaphenylferrocenyl di-*tert*-butylphosphine (Q-phos) or the highly reactive dimeric Pd(I) complex {[P(*t*-Bu)₃]PdBr}₂.

INTRODUCTION

The α -aryl ester unit is present in many pharmaceuticals and biologically active compounds. Best known are the non-steroidal anti-inflammatory agents, such as Flurbiprofen, Ibuprofen, Ketoprofen, and Naproxen. More recently, ALLEGRA (Fexofenadine hydrochloride), which contains α -arylisobutyric acid moiety, has been developed as an antihistamine.¹ Besides these molecules, α -aryl esters are valuable building blocks because they can be precursors to aryl alcohols, amines and nitriles. The ester functionality in α -aryl esters can be used to further build the carbon skeleton containing an aryl unit.

The uncatalyzed formation of the C-C bond between an aryl electrophile and an ester enolate is a useful transformation to prepare α -aryl esters. However, methods for this type of C-C bond formation are limited in scope and are often incompatible with auxiliary

*jhartwig@berkeley.edu.

The authors declare no competing financial interest.

SUPPORTING INFORMATION

 Copies of ¹H and ¹³C{¹H} NMR spectra of all compounds. This material is available free of charge at <http://pubs.acs.org>

functionalities, or require toxic reagents. Such C-C bonds have been formed by photochemical reactions,² reactions via benzyne intermediates,³ and reactions with arylbismuth⁴⁻⁶ or aryllead reagents.⁷⁻¹³ The addition of aryl Grignard reagents to the salt of α -bromopropionic acid is conducted on industrial scale,¹⁴ but it would be difficult to form a quaternary center by this reaction, and the scope of this reaction has not been expanded to encompass substrates containing reactive functional groups.

The palladium-catalyzed α -arylation of carbonyl compounds has been introduced as a mild catalytic method to form the C-C bond between an aryl ring and the α -position of a carbonyl compound.^{15,16} A variety of reactions of ketone,¹⁷⁻²² ester,²³⁻²⁸ amide,²⁹⁻³² and aldehyde^{33,34} enolates have now been reported, but the use of strongly basic and nucleophilic alkali metal enolates limits the scope of these reactions. In addition, the arylated product, which is more acidic than the reactant, quenches the starting enolate, and products from undesired diarylation have formed. Furthermore, the strongly basic conditions prevent asymmetric α -arylations that would form tertiary stereocenters. To overcome these problems, we have begun to develop milder conditions to use zinc enolates generated from α -halo carbonyl compounds (Reformatsky reagents).^{26,31} Because Reformatsky reagents are milder bases and nucleophiles than alkali metal enolates, we anticipate that the coupling of Reformatsky reagents could improve the functional group tolerance of the arylation of esters.

The zinc enolates of esters are common reagents used for Reformatsky reactions and they can be generated from reactions of α -halo esters with zinc metal or by quenching the alkali metal enolates of esters with zinc halides. However, only a few examples of palladium-catalyzed α -arylation of zinc ester enolates have been reported.³⁵⁻³⁸ Three decades ago, the palladium-catalyzed α -arylation of zinc ester enolates was reported using the isolated Reformatsky reagents of *tert*-butyl acetate and propionate.^{35,36} These arylation reactions, in general, occurred in low yields with high palladium loading (10 mol %), in part because of the use of triarylphosphine ligands. In 2003, we reported, in communication form, the effective coupling of aryl bromides with the isolated Reformatsky reagents with only 1 mol % palladium loading.³¹ This coupling process tolerates a variety of potentially reactive electrophilic and protic functional groups, such as cyano, nitro, ester, keto, hydroxyl, and amino groups. However, these reactions are still limited to esters that can form stable and isolable Reformatsky reagents. In 2004, Moloney reported microwave assisted palladium-catalyzed α -arylation of the zinc enolate of *tert*-butyl acetate in the presence of stoichiometric amount of Pd(PPh₃)₄.³⁹ Most recently, Knochel reported three examples of palladium-catalyzed α -arylation reactions of zinc ester enolates.⁴⁰ These zinc enolates are formed by reaction of ethyl butyrate or isobutyrate with (TMP)ZnCl•LiCl. Because palladium-catalyzed α -arylation of alkali metal enolates occurred in high yields in the presence of catalyst systems bearing sterically hindered, electron-rich alkylphosphines,^{24,26-28,31} we sought to develop general procedures for the palladium-catalyzed α -arylation of Reformatsky reagents.

Here, we present a full account of the scope and limitation of a mild and more general palladium-catalyzed coupling of zinc enolates of esters that are generated in situ from α -bromoesters or by quenching the alkali metal ester enolates. The scope of these reactions now encompasses the coupling of acyclic acetates, propionates, and isobutyrate, α -alkoxyesters, and lactones with electronically varied aryl bromides that contain typically reactive protic and electrophilic functional groups.

Results and Discussion

1. α -Arylation of Isolated Reformatsky Reagents—Our initial studies of palladium-catalyzed α -arylation of zinc enolates of esters were conducted with the isolated

Reformatsky reagents. The Reformatsky reagents were prepared by reaction of zinc (granular 20-mesh beads) with *t*-bromo *tert*-butyl acetate and *t*-bromo *tert*-butyl propionate in THF at 0 °C. The zinc enolates of *tert*-butyl acetate and *tert*-butyl propionate were isolated as THF adducts as white powder in 80% and 55% yields, respectively.

1.1. Conditions and the Scope of *tert*-Arylation of the Isolated Reformatsky Reagent

from *tert*-Butyl Acetate: Arylation reactions of the isolated Reformatsky reagent of *tert*-butyl acetate with phenyl bromide catalyzed by complexes generated from Pd(dba)₂ and a series of monodentate phosphine and *N*-heterocyclic carbene ligands are summarized in Table 1. The reactions catalyzed by the single-component catalyst precursor {[P(*t*-Bu)₃]PdBr}₂⁴¹⁻⁴³ or the combination of Pd(dba)₂ and P(*t*-Bu)₃ or Q-phos formed the coupled product quantitatively (entries 1, 2, and 7). The coupled product was formed in lower yield with less sterically demanding trialkyl phosphine ligands (entries 3–6). In sharp contrast to the high-yielding arylation of the lithium enolate of *tert*-butyl acetate catalyzed by Pd(dba)₂ and SIPr•HBF₄,^{23,25} the reaction of the isolated Reformatsky reagent with PhBr catalyzed by this Pd-SIPr system (entries 8 and 9) afforded the coupled product in very low yields.

The combination of Pd(dba)₂ and unsubstituted ferrocenyl dialkyl or monoalkyl phosphine ligands formed less active catalysts (entries 10–12) than Pd(dba)₂/Q-phos (entry 7). Samples of biphenyldialkylphosphine ligands developed by Buchwald^{44,45} were also tested for this arylation reaction, and only modest yields were obtained (entry 13–15). Thus, catalysts generated from Pd(dba)₂ and either P(*t*-Bu)₃ or Q-phos were chosen to study the scope of the palladium-catalyzed *tert*-arylation of zinc enolates of esters.

With an active catalyst in hand and reliable conditions for this coupling process, we investigated the scope of the *tert*-arylation of the isolated Reformatsky reagent of *tert*-butyl acetate. Our results are summarized in Table 2. These reactions were catalyzed by the combination of Pd(dba)₂ and Q-phos or the single-component catalyst precursor {[P(*t*-Bu)₃]PdBr}₂.⁴¹⁻⁴³ The *tert*-arylation of this isolated zinc enolate occurred in high isolated yields with a wide range of electronically varied bromoarenes at room temperature and a few cases at elevated temperature (70 °C). In all cases, products from the diarylation process of the enolate were not observed.

The scope of bromoarenes for this arylation process encompassed electron-neutral, electron-rich, and electron-poor bromoarenes bearing relatively reactive substituents. The coupling was selective for reaction with bromide over chloride and fluoride, and reactions of 1-bromo-4-chlorobenzene (entries 3 and 4) and 1-bromo-2-fluorobenzene (entry 11) formed products resulted from replacement of bromide. Moreover, the arylation reactions occurred smoothly with bromoarenes containing functional groups that are incompatible with strongly basic and nucleophilic alkaline enolates of esters.^{24,25,27,28} For example, 4-bromoacetophenones (entries 13–15), methyl or ethyl 4-bromobenzoate and *tert*-butyl 3-bromobenzoate (entries 16–20), 2-, 3-, and 4-bromobenzonitrile (entries 21–24), and 2- and 4-bromonitrobenzene (entries 25–27) reacted in high isolated yields. The coupling also occurred with *ortho*-substituted bromoarenes (entries 10–12, 23–24, 26, and 30). Moreover, the coupling of 3- or 4-bromopyridine (entries 34–37) occurred in modest to good yields (66–90%) at 70 °C.

Bromoarenes containing protic functionality also reacted to form *tert*-aryl esters. In addition to reaction with enolizable 4-bromoacetophenone (entry 15), the coupling of the zinc enolate with 2-, 3- and 4-bromophenol and 3- and 4-bromoaniline occurred and afforded the corresponding *tert*-aryl ester (entries 27–33). Use of 2 equiv of zinc enolate (entries 27 and 31) or use of 1.05 equiv of KH to deprotonate the hydroxyl or amino group prior to addition

of the zinc enolate (entries 28–30 and 32–33) allowed these coupling reactions to occur. High yields were achieved when single-component catalyst precursor $\{[P(t\text{-Bu})_3]\text{PdBr}\}_2$ was used.

Although the scope of these coupling was broad, the coupling of the isolated Reformatsky reagent of *tert*-butyl acetate does have some limitations. For example, reactions of this isolated Reformatsky reagent with 2-bromopyridine did not occur either at room temperature or at 70 °C with both catalysts, even though the coupling reactions with 3- or 4-bromopyridine occurred in high yields. Although the coupling of this Reformatsky reagent showed high tolerance towards cyano, nitro, ester, ketone, hydroxyl, and amino functionalities, bromoarenes containing strong electrophiles, e.g. 4-bromobenzaldehyde and 4-bromobenzyl bromide, did not react to give the coupling products.

1.2. Conditions and the Scope of *tert*-Arylation of the Isolated Reformatsky Reagent of *tert*-Butyl Propionate: Table 3 summarizes selected experiments to identify conditions for the coupling of the isolated Reformatsky reagent of *tert*-butyl propionate with bromobenzene. The combination of $\text{Pd}(\text{dba})_2$ and $\text{P}(t\text{-Bu})_3$ was a highly active catalyst for coupling of the isolated Reformatsky reagent of *tert*-butyl acetate, and was also employed for the arylation of the isolated Reformatsky reagent of *tert*-butyl propionate (entries 1–3). When 1.1 equiv of the zinc enolate was used, only modest GC yields were obtained either at room temperature or at 70 °C; however, quantitative yield was achieved at 70 °C when a large excess (e.g. 5 equiv) of the zinc enolate was used (entry 3). When the combination of $\text{Pd}(\text{dba})_2$ and Q-phos or the single-component catalyst precursor $\{[P(t\text{-Bu})_3]\text{PdBr}\}_2$ was used, this coupling occurred in quantitative yield at room temperature with only 1.1 equiv of the enolate (entries 4–5).

The coupling of the isolated Reformatsky reagent of *tert*-butyl propionate with aryl bromides is summarized in Table 4. These reactions were catalyzed by the combination of $\text{Pd}(\text{dba})_2$ and Q-phos or $\{[P(t\text{-Bu})_3]\text{PdBr}\}_2$. This arylation occurred with a scope that was similar to that of the isolated Reformatsky reagent of *tert*-butyl acetate. Most of these couplings with aryl bromides occurred at room temperature; only a few cases required heating at 70 °C to assure full conversion of aryl bromides.

In general, the coupling of this isolated zinc enolate of *tert*-butyl propionate occurred with electron-neutral, electron-rich, and electron-poor aryl bromides in high yields. This enolate underwent the coupling in high yields with aryl bromides containing electron-donating (entries 8 and 10) and electron-withdrawing substituent at the *ortho*-position (entries 9, 18, and 20). This arylation reaction also occurs selectively at an aryl bromide over an aryl chloride (entry 3) or aryl fluoride (entry 9). The reactions catalyzed by the combination of $\text{Pd}(\text{dba})_2$ and Q-phos formed the coupled products in higher yields (entries 1, 3, 5, 12, 14, 27) than those catalyzed by $\{[P(t\text{-Bu})_3]\text{PdBr}\}_2$ (entries 2, 4, 6, 13, 15, 28).

Like the coupling of *tert*-butyl acetate, the coupling of *tert*-butyl propionate occurred in high yields with aryl bromides containing reactive functional groups such as ketones (entry 11), esters (entries 12–15), cyano groups (entries 16–18), and nitro groups (entries 19–20). Remarkably, these couplings also tolerated the hydroxyl and amino groups, provided that these groups were deprotonated by additional equivalent of the Reformatsky reagent (entries 21 and 24) or 1.1 equiv of KH (entries 22–23 and 25–26); however, higher yields were achieved with the single-component catalyst precursor $\{[P(t\text{-Bu})_3]\text{PdBr}\}_2$ than with the combination of $\text{Pd}(\text{dba})_2$ and Q-phos for these reactions. The arylation with 3-bromopyridine occurred at 70 °C in high yield in the presence of both catalysts (entries 34–35); however, no coupling occurred with 2- or 4-bromopyridine under these conditions.

2. Arylation of Reformatsky Reagents Generated in situ from α -Bromoesters and Rieke's Activated Zinc

—Even though α -arylation reactions of the isolated Reformatsky reagents of *tert*-butyl acetate and propionate catalyzed by Pd(0)/Q-phos or $\{[P(t\text{-Bu})_3]PdBr\}_2$ occur with high tolerance toward functional groups under mild conditions, this methodology does have some drawbacks. For example, excess zinc was employed during the generation of the isolated Reformatsky reagents, and this excess zinc would likely interfere with the Pd(II) intermediates during catalysis by oxidation-reduction processes.⁴⁶ Furthermore, the substrate scope was limited to esters that form stable and isolable Reformatsky reagents, e.g. methyl isobutyrate does not form an isolable Reformatsky reagent, precluding α -arylation reactions of methyl isobutyrate with an isolated reagent. To overcome these drawbacks, we developed conditions for the α -arylation of Reformatsky reagents generated in situ by conducting reactions of α -bromo esters with stoichiometric highly active zinc powder. This highly active zinc powder was prepared by reduction of zinc chloride with lithium metal according to the procedure described by Rieke.⁴⁷

2.1. Scope of the α -Arylation of the Reformatsky Reagent Generated in situ from *tert*-Butyl Bromoacetate

The selected examples of α -arylation of this in situ generated Reformatsky reagent are summarized in Table 5. These reactions were conducted with 1 mol % Pd(dba)₂ and 1 mol % Q-phos. Like the α -arylation of the isolated Reformatsky reagent of *tert*-butyl acetate, the arylation of this Reformatsky reagent generated in situ occurred with electron-neutral, electron-rich, and electron-poor bromoarenes in high yields. Aryl bromides containing an ortho substituent reacted in high isolated yields (entries 1–4). Entries 4–6 illustrate that this α -arylation occurs with aryl bromides bearing the potentially reactive cyano group at the ortho-, meta-, or para-position. This coupling also occurs in high yields with aryl bromides containing ketone functionality (entries 7–9), even with enolizable hydrogens (entries 7 and 8).

2.2. Scope of the α -Arylation of the Reformatsky Reagent Generated in situ from *tert*-Butyl 2-Bromopropionate

Table 6 summarizes selected examples of Pd-catalyzed α -arylations of the Reformatsky reagent generated in situ from *tert*-butyl 2-bromopropionate and the Rieke activated zinc. These reactions were performed with catalysts generated from 1 mol % Pd(dba)₂ and 1 mol % Q-phos. Because the scope of the α -arylation of the Reformatsky reagent of *tert*-butyl acetate generated in situ was similar to that of the reactions of the isolated Reformatsky reagent, we investigated a selection of the reactions of *tert*-butyl propionate to determine if this trend also applied to the reactions of the in situ generated Reformatsky reagent of *tert*-butyl propionate. Indeed, these reactions occurred with similar scope of aryl bromides. High yields were again obtained for reactions of *ortho*-substituted aryl bromides (entries 1–3). Entries 4 and 5 illustrate that reactions occurred in high yields with the bromoarenes containing cyano functionality at the *meta*- or *para*-position. However, the reaction of 2-bromobenzonitrile with the enolate generated in situ was different from the reaction with the isolated enolate. In contrast to the reaction of 2-bromobenzonitrile with the isolated enolate, which afforded the coupled product in 85% isolated yield, the corresponding reaction with the enolate generated in situ afforded only trace amount of the coupled product (<5% by GC analysis).

2.3. Scope of the α -Arylation of the Reformatsky Reagent Generated in situ from Methyl α -Bromoisobutyrate

At first, we attempted α -arylation reactions of methyl isobutyrate generated in situ from the Rieke activated zinc and methyl α -bromoisobutyrate under the conditions described for the arylation of the Reformatsky reagents of *tert*-butyl acetate and propionate. However, reactions of the Reformatsky reagent of methyl isobutyrate generated in situ occurred in low yields under these conditions. For example, the

coupling of this zinc enolate with 1-bromo-4-*tert*-butylbenzene afforded the desired product in only 32% yield in the presence of 5% of Pd(dba)₂ and Q-phos. However, the same reaction conducted with 2.5% of {[P(*t*-Bu)₃]PdBr}₂ occurred in 88% isolated yield. Such enhanced reactivity can be rationalized by the slightly more open structure of the arylpalladium halide intermediate containing P(*t*-Bu)₃, relative to the structure of the arylpalladium halide containing Q-phos.⁴⁸ The Pd(I) dimer, {[P(*t*-Bu)₃]PdBr}₂ was chosen as catalyst precursor to study the scope of arylation of the in situ generated zinc enolate of methyl isobutyrate.

Our experiments on the scope of arylation of the zinc enolate of methyl isobutyrate focused on reactions of bromoarenes that do not couple with alkali metal enolates of methyl isobutyrate. Although a variety of electronically varied aryl bromides reacted with the alkali metal enolates in good yields,^{25,27,28} the coupling of alkali metal enolates of methyl isobutyrate with *ortho*-substituted aryl bromides do not occur. Furthermore, the high nucleophilicity of alkali metal enolates of methyl isobutyrate limits reactions of aryl bromides containing electrophilic functionality. The scope of the coupling of this in situ generated Reformatsky reagent was briefly screened and summarized in Table 7. Like the alkali metal enolates of methyl isobutyrate,^{25,27,28} this zinc enolate coupled with relatively electron-neutral 4-bromo-1-*tert*-butylbenzene at room temperature in 88% isolated yield (entry 1). The coupling of this zinc enolate with *ortho*-substituted aryl bromides occurred in high yields as well (entries 2 and 4). 4-Bromobenzonitrile reacted in 95% isolated yield without any apparent interference with the cyano group (entry 3). The extended scope of arylation of this zinc enolate will be further studied in the next section on the arylation of zinc enolates generated in situ by quenching alkali metal enolates with zinc chloride.

3. α -Arylation of Zinc Enolates Generated by Quenching Alkali Metal Enolates with ZnCl₂—A procedure to couple a zinc ester enolate that is generated directly from the ester, rather than from the α -bromoester, would combine the functional group tolerance of the Reformatsky reagents and the convenience of the coupling of the alkali metal enolates of esters. In addition, a procedure that generates zinc enolates from ZnCl₂ is simpler to conduct than a procedure that generates the zinc enolates from activated zinc metal. Thus, we sought to develop the conditions for the α -arylation of the zinc ester enolate by quenching the alkali metal enolate of an ester with ZnCl₂. The reactivity of zinc ester enolates generated by quenching alkali metal enolates of esters with ZnCl₂ and the reactivity of Reformatsky reagents generated from α -bromoesters are different. The use of certain bases to generate the alkali metal ester enolate precursor to the zinc ester enolate led to the development of a general coupling of esters with aryl bromides. Thus, the palladium-catalyzed α -arylation of these zinc enolates required careful choice of reaction stoichiometry, temperature, and base.

3.1. Evaluation of Conditions for α -Arylation of the Zinc Enolate of *tert*-Butyl Acetate by Quenching the Alkali Metal Enolate with ZnCl₂: To study the arylation of the zinc enolate of *tert*-butyl acetate generated in situ by quenching the alkali metal enolate with ZnCl₂, we first attempted to add zinc chloride to the enolate of *tert*-butyl acetate generated under the conditions we have developed for the arylation of alkali metal enolates.^{25,27,28} These alkali metal enolates were generated by reaction of the ester with LiHMDS or LiNCy₂ in toluene at room temperature. Because ZnCl₂ is soluble in THF and the palladium-catalyzed α -arylation of zinc enolates occurs in THF, the alkali metal enolate was first generated in THF instead of toluene and then quenched with ZnCl₂ (Scheme 1). Methyl 4-bromobenzoate was chosen as electrophile because this aryl bromide does not couple with lithium enolate of *tert*-butyl acetate.^{25,27,28} However, the arylation of this zinc enolate generated in situ in THF with methyl 4-bromobenzoate did not occur. Alternative conditions needed to be developed for the arylation of the zinc enolate generated in situ.

The formation of zinc enolates was reported by reactions of carbonyl compounds with alkylzinc reagents.⁴⁹ Thus, we attempted to generate the zinc enolate of *tert*-butyl acetate by reaction of *tert*-butyl acetate with diethylzinc or butylzinc bromide (Scheme 2). When diethylzinc was used as base to generate the zinc enolate, the reaction of the resulting mixture with methyl 4-bromobenzoate in the presence of Pd(dba)₂ and P(*t*-Bu)₃ did not yield the desired α -aryl ester; In contrast, the product from the Negishi coupling, methyl 4-ethylbenzoate, was detected by GC-MS analysis. These results indicated either diethylzinc was not basic enough to generate the zinc enolate of *tert*-butyl acetate or the ethyl group transferred faster to the palladium center than the enolate in the mixed ethylzinc enolate of *tert*-butyl acetate. The corresponding reaction with butylzinc bromide as base yielded methyl 4-butylbenzoate, the product from the Negishi coupling. This reaction suggested that butylzinc bromide was not a sufficiently strong base to generate the zinc enolate of *tert*-butyl acetate.

We also attempted to generate the zinc enolate of *tert*-butyl acetate by allowing *tert*-butyl acetate to react with a zinc amide generated in situ by combining one or two equivalents of LiHMDS with ZnCl₂. However, this mixture of ester and zinc amide did not react with 4-bromoethylbenzoate to form the α -aryl ester in the presence of the palladium catalyst containing Q-phos or P(*t*-Bu)₃ ligand.

Ultimately, we found that quenching of the lithium enolate generated from *tert*-butyl acetate and LiHMDS at room temperature after only one minute or at -78 °C after 1 h in a mixed solvent of toluene and THF (volume ratio of 4:1) enable the coupling of ethyl 4-bromobenzoate with the zinc enolate of *tert*-butyl acetate in high yield. A series of experiments was conducted to evaluate the conditions for the coupling of ethyl 4-bromobenzoate with the zinc enolate generated in situ from *tert*-butyl acetate, lithium bases, and ZnCl₂. When LDA or LiNCy₂ were used as bases, the coupling did not occur. However, the α -aryl ester was detected by GC-MS analysis when LiHMDS was used as base to generate the lithium enolate in THF, provided that the lithium enolate was quenched with ZnCl₂ after a short time (1 min) at room temperature. This reaction was studied in different solvents, such as dioxane, ether, and the mixture of toluene and THF with varied volume ratios; the coupling reaction performed in the mixture of toluene and THF with 4:1 volume ratio yielded the desired α -aryl ester in nearly quantitative yield.

Finally, to ensure greater reproducibility on larger scales, the lithium enolate of *tert*-butyl acetate was generated with LiHMDS at -78 °C and subsequently quenched with ZnCl₂ at -78 °C. The conversion of methyl 4-bromobenzoate was highly dependent on the amount of ZnCl₂ used to quench the lithium enolate. When 1.1 equiv of ZnCl₂, relative to methyl 4-bromobenzoate, was used to quench the lithium enolate, only 50% conversion of methyl 4-bromobenzoate was achieved. When 2.2 equiv of ZnCl₂ was used, methyl 4-bromobenzoate was fully converted to the desired α -aryl ester.

3.2. Scope of the Coupling of the Zinc Enolate of *tert*-Butyl Acetate Generated by Quenching the Lithium Enolate with ZnCl₂: With reliable reaction conditions in hand, we studied the scope of the α -arylation of the zinc enolate of *tert*-butyl acetate generated in situ by quenching of the lithium enolate with ZnCl₂, and the results are summarized in Table 8. These reactions were conducted with the catalyst generated from 1 mol % Pd(dba)₂ and 1 mol % Q-phos. The zinc enolate was generated after reaction of *tert*-butyl acetate with LiHMDS at -78 °C for 1 h, followed by quenching the resulting lithium enolate with ZnCl₂ at -78 °C for 0.5 h. The scope of the α -arylation of this zinc enolate was similar to that of the α -arylation of the corresponding isolated Reformatsky reagent. The arylation reactions of this zinc enolate occurred in high isolated yields (89–96%) with electron-neutral (Entry 1), electron-poor (Entries 2–7), and electron-rich (Entry 8) bromoarenes. This coupling

tolerated electrophilic functionalities, such as ester (Entry 3), cyano (Entry 4), nitro (Entry 5), and ketone moiety with or without enolizable hydrogen atoms (Entries 6–7). Sterically hindered 2,6-substituted bromoarene reacted in high yield (Entry 9). In addition, this zinc enolate of *tert*-butyl acetate also reacted with 3-bromopyridine at 70 °C in 90% yield (Entry 10).

3.3. Conditions for the Coupling of the Zinc Enolate of *tert*-Butyl Propionate

Generated from the Alkali Metal Enolate: The coupling of the zinc enolate of *tert*-butyl propionate generated in situ by quenching of the alkali metal enolate requires somewhat different conditions than the coupling of the analogous enolate of *tert*-butyl acetate. A series of arylation reactions of this enolate with 4-bromobenzonitrile showed that high yields were obtained when the enolate was generated from an excess (2 equiv) of LiHMDS and quenched with 2 equiv of ZnCl₂. Therefore, we tested reactions with stronger lithium bases. However, no coupled product was observed when either LiNCy₂ (effective for arylation of esters with base-stable bromoarenes in the absence of zinc^{25,28}) or *sec*-BuLi (effective for arylation of propionamides²⁶) was used as base instead of LiHMDS. Also, no coupled product was observed with the enolate generated from these bases in THF or a 3:1 mixture of toluene and THF at either room temperature or –78 °C. However, the simple substitution of NaHMDS for LiHMDS in the protocol, deprotonation at 0 °C, quenching of this enolate at 0 °C, and the use of a 3:1 mixture of toluene and THF as solvent led to the coupling of the zinc enolate of *tert*-butyl propionate with 4-bromobenzonitrile in almost quantitative yield.

3.4. Scope of Coupling of the Zinc Enolate of *tert*-Butyl Propionate Generated in situ from NaHMDS and ZnCl₂

Table 9 summarizes examples of palladium-catalyzed α -arylations of the zinc enolate of *tert*-butyl propionate formed in situ by quenching the sodium enolate generated from NaHMDS in toluene at 0 °C with ZnCl₂. The catalyst used for these reaction was the combination of Pd(dba)₂ and Q-phos. A range of electronically varied para-substituted (Entries 1–4) and ortho-substituted (Entries 5–9) aryl bromides underwent the coupling with this enolate in high yields (74–94%). These reactions are compatible with bromoarenes bearing reactive functional groups, such as carboalkoxy (Entry 2), cyano (Entries 3 and 9) and nitro (Entries 4 and 8) groups on either the para- or ortho-position. The sterically hindered 2,6-substituted 2-bromomesitylene reacted with this enolate in 82% yield (entry 10). The coupling with 3-bromopyridine also occurred in high yield (Entry 11), although a higher temperature of 70 °C was required. Coupling reactions of bromoarenes containing enolizable keto functionality did not occur.

3.5. Conditions for Coupling of the Zinc Enolate of Methyl Isobutyrate Generated in situ by Quenching of the Alkali Metal Enolate with ZnCl₂

Our studies to develop conditions for the α -arylation of the zinc enolate of methyl isobutyrate generated in situ by quenching the alkali metal enolate with ZnCl₂ were conducted primarily with the dimeric Pd(I) catalyst {[P(*t*-Bu)₃]PdBr}₂, instead of a combination of Pd(dba)₂ and Q-phos. This Pd(I) catalyst was selected because arylation reactions of the zinc enolate generated from methyl α -bromoisobutyrate and Rieke activated zinc occurred in higher yield when catalyzed by the Pd(I) dimer {[P(*t*-Bu)₃]PdBr}₂ than when catalyzed by a combination of Pd(dba)₂ and Q-phos. Like the reactions of *tert*-butyl propionate, the reactions of methyl isobutyrate occurred in high yields when the zinc enolate was generated by deprotonation with NaHMDS, followed by quenching the resulting sodium enolate with an excess of ZnCl₂. Consistent with the reaction of 1-bromo-4-*tert*-butylbenzene with the zinc enolate generated from methyl α -bromoisobutyrate and Rieke's activated zinc, the reaction of the zinc enolate generated by quenching of the sodium enolate with ZnCl₂ occurred in only 37% yield when a combination of Pd(dba)₂ and Q-phos was used as catalyst.

3.6. Scope of the Coupling of the Zinc Enolate of Methyl Isobutyrate Generated in situ by Quenching of the Alkali Metal Enolate with ZnCl₂: Table 10 summarizes the scope of the palladium-catalyzed arylation of the zinc enolate of methyl isobutyrate generated in situ by quenching the sodium enolate with ZnCl₂. Reactions occurred in high yields with electron-neutral (Entry 1), electron-rich (Entry 2), and electron-poor (Entries 3–6) para-substituted bromoarenes at room temperature. However, reactions with both electron-neutral (Entry 7) and electron-rich (Entry 8) ortho-substituted bromoarenes required high temperature (70 °C) to go to completion. These coupling reactions were compatible with reactive functionalities, such as nitrile (Entry 3), nitro (Entry 4), ester (Entry 5), and ketone (Entry 6) groups. Different from arylation reactions of the zinc enolates of tert-butyl acetate and propionate, reactions of this hindered enolate with 2,6-disubstituted arenes did not form the coupled product, and reactions with arenes containing reactive functional groups, such as cyano and nitro groups, at the *ortho*-position did not occur.

3.7. Scope of the Coupling of the Zinc Enolate of Methyl Propionate Generated in situ by Quenching of the Alkali Metal Enolate with ZnCl₂: Methyl esters are readily accessible esters, and they easily undergo hydrolysis to generate the corresponding acids. Thus, the sequential reaction of the arylation of methyl esters followed by hydrolysis will provide a valuable route to prepare *o*-aryl acids. *o*-Aryl methyl esters can be prepared by nickel-catalyzed Suzuki coupling of *o*-haloesters with arylboronic acids or nickel-catalyzed reductive coupling of aryl halides with *o*-haloesters in the presence of manganese.^{50,51} However, the direct arylation of methyl esters with aryl halides has been limited to sterically hindered esters such as methyl isobutyrate catalyzed by palladium complexes.^{25,27} It is challenging to conduct the arylation of less hindered methyl esters, such as methyl acetate and propionate because the enolates of these esters are thermodynamically unstable and readily undergo the Claisen condensation reaction.

To address this limitation, we sought to develop conditions for the arylation of zinc enolate of methyl propionate. First, we attempted to generate the zinc enolate of methyl propionate under the conditions that we developed to generate the zinc enolate of *tert*-butyl propionate involving deprotonation of the ester with NaHMDS at 0 °C in toluene, followed by quenching of the sodium enolate with ZnCl₂ in THF. The coupling of this zinc enolate with 1-bromo-4-*tert*-butylbenzene catalyzed by 2.5 mol% Pd(dba)₂ and 2.5 mol% Q-phos did not afford any arylation product. Generation of the zinc enolate at –78 °C or between –40 °C and –15 °C in toluene, followed by quenching with ZnCl₂ in THF at the same temperature, gave coupled product, but in less than 50% yield. However, when the sodium enolate was generated by reaction of methyl propionate with NaHMDS in toluene at –60 °C and quenched with ZnCl₂ at –35 °C, the coupling of the resulting enolate with 1-bromo-4-*tert*-butylbenzene afforded the desired product in 86% isolated yield.

Under these conditions, we studied the scope of the arylation of the zinc enolate of methyl propionate, and the selected examples are listed in Table 11. The coupling occurred with a range of electronically varied aryl bromides in high isolated yields. It also occurred with *ortho*-substituted (entries 3–5) and di-*ortho*-substituted (entry 9) aryl bromides in high isolated yields and with aryl bromides containing ester (entry 6), cyano (entry 7), and nitro (entry 8) groups. This zinc enolate coupled with 3-bromopyridine at 70 °C to afford the product in 84% isolated yield. For all of these reactions, the Claisen condensation products between the *o*-aryl ester products and the remaining zinc enolate were not observed.

3.8. Coupling of the Zinc Enolate of Methyl 2-Benzyloxyacetate Generated in situ by Quenching of the Alkali Metal Enolate with ZnCl₂: *o*-Hydroxy or alkoxy acids are biologically important compounds,⁵² and they can be used as auxiliaries or synthons for the synthesis of chiral ligands.^{53–59} However, the methods for preparation of these compounds

are limited. Derivatives of mandelic acid or atrolactic acid are generally prepared by oxidation of the α -carbon of α -arylcarbonyl compounds or by reduction of α -dicarbonyl compounds. Fu and coworkers reported an enantioselective O-H insertion to generate various sets of α -alkoxy esters, but this route requires α -aryl esters as the reactant.⁶⁰ A reaction sequence comprising the arylation of α -alkoxyesters and hydrolysis of the coupled product would provide an alternative route to prepare α -aryl- α -alkoxy acids. This route would expand the number of derivatives of mandelic acid or atrolactic acids to derivatives containing diverse functionalities on the aryl group.

The palladium-catalyzed arylation of alkali-metal enolates of α -alkoxy esters has been studied,⁶¹ and these reactions occurred in poor yields. The use of the silyl enolates of α -alkoxy esters greatly increased the yields of these reactions.⁶¹ However, isolated silyl enolates are needed for these reactions to occur in high yields. To further simplify the reaction procedure by avoiding the isolation step of the silyl enolate, we attempted to develop the conditions for the coupling of aryl halides with the zinc enolates of α -alkoxy esters. We first studied the arylation of the dianionic zinc enolate of ethyl α -hydroxyacetate (Scheme 3), but no successful coupling was achieved. Subsequently, we attempted the arylation of α -alkoxy esters that can be readily converted to α -hydroxyesters, and we chose methyl 2-benzyloxyacetate as the target substrate.

We developed two sets of conditions for the arylation of zinc enolates of α -alkoxy esters. The zinc enolate of methyl 2-benzyloxyacetate generated in situ by quenching its lithium enolate with ZnCl_2 in THF at -20°C coupled with a series of aryl bromides in the presence of 3 mol% Pd and 4.5 mol% Q-phos at room temperature or 1 mol% Pd and 1.5 mol% Q-phos at 40°C . Selected examples of the reaction scope are summarized in Table 12. A range of electron-poor (entries 1–4, 7, and 8) and electron-rich (entries 5, 6, and 9) aryl bromides reacted in high yields. The arylation of this zinc enolate tolerates the ester (entries 1 and 2) and cyano (entries 3, 4, and 8) groups. Under both conditions, the coupling with *ortho*-substituted aryl bromides and heteroaryl bromides did not occur.

3.9. Coupling of the Zinc Enolate of Valerolactone Generated in situ by Quenching of the Alkali Metal Enolate with ZnCl_2 : α -Aryl lactones are intermediates of biologically or pharmaceutically important molecules.⁶² However, methods to prepare such cyclic esters are limited, and the synthesis of these molecules generally takes several steps. Pour reported the multiple-step syntheses of various α -aryl- α -valerolactones as intermediates of Incrustoprine derivatives starting from α -arylacetic acids.^{63,64} Lei reported the synthesis of α -aryl- α -butyrolactones by nickel-catalyzed Suzuki coupling of PhB(OH)_2 and α -bromo- α -butyrolactone,⁵¹ but a metal-catalyzed coupling of aryl halides with lactones would be an alternative, more direct, approach to α -aryl lactones. Buchwald reported palladium- and nickel-catalyzed enantioselective α -arylation of α -substituted α -butyrolactones.⁶⁵ These nickel-catalyzed reactions occurred in good yields and in high ee's in the presence of 5–30 mol% ZnBr_2 . However, these reactions were inhibited when stoichiometric Zn(II) salts were used, due to the formation of less reactive zinc enolates. We studied the palladium-catalyzed arylation of the zinc enolate of α -valerolactone to generate tertiary α -aryl lactones.⁶⁶

The zinc enolate of α -valerolactone was generated by reaction of 1.5 equivalents of α -valerolactone (relative to the aryl bromide added after the generation of the enolate) and 1.7 equiv of LiHMDS followed by quenching with 3.4 equivalents of ZnCl_2 at -50°C . The catalyst was generated from 1 mol % Pd(dba)_2 and 1.5 mol% Q-phos. Selected examples of this coupling reaction are summarized in Table 13. Starting from racemic α -valerolactone, the products were obtained as mixtures of *cis*- and *trans*-isomers. Aryl bromides having a range of electronic properties reacted in high yields with modest *cis/trans* selectivities, and this arylation tolerates the ester (entry 4), cyano (entry 5), and nitro (entry 6) groups.

Reactions of electron-poor *para*-substituted aryl bromides (entries 4–6) occurred in slightly higher *cis/trans* selectivity than reactions of electron-rich, *para*-substituted aryl bromides (entries 1 and 2). The electron-rich, *ortho*-substituted 4-bromoanisole reacted in 84% isolated yield with a *cis/trans* of 28/72 (entry 3).

CONCLUSION

We have developed convenient and efficient protocols for the palladium-catalyzed coupling of zinc enolates of esters with aryl bromides. The zinc enolates of esters for this process can be the isolated Reformatsky reagents generated in situ by reactions of α -bromoesters with Rieke's activated zinc, or the related zinc enolate generated in situ by quenching the alkali metal enolates with ZnCl_2 . These coupling reactions were conducted with palladium catalysts bearing hindered monophosphines that allow fast oxidative addition of electronically varied aryl bromides and coupling reactions at room temperature. The scope of the reaction of zinc ester enolates encompasses aryl bromides with functionality that does not tolerate the strongly basic or nucleophilic alkali metal enolates, such as ketones with enolizable hydrogens, esters, nitriles, and nitro groups. The scope of esters encompasses acyclic acetates, propionates, and isobutyrate, α -alkoxyesters, and lactones. Considering the high functional group tolerance of zinc enolates, the use of relatively nonpolar solvents for this coupling process, and the high yields of monoarylation products and absence of diarylation products from the reactions of zinc ester enolates, we anticipate that these procedures will provide valuable routes to a wide range of α -aryl carboxylic acid derivatives, including a series of such compounds that were inaccessible through coupling of the alkali metal enolates.

EXPERIMENTAL SECTION

General Methods

All reactions were performed in a nitrogen-filled dry box or with Schlenk techniques under N_2 . THF and toluene were distilled from sodium/benzophenone. Dichloromethane was distilled from calcium hydride. Anhydrous dioxane was purchased from commercial suppliers and was used and stored in a nitrogen-filled dry box. All aryl bromides, α -bromo esters, bases, zinc halides, lithium, and naphthalene were obtained from commercial suppliers and used without further purification. Zinc metal (granular, 20 mesh) was obtained from Mallinckrodt, activated according to literature procedures.⁶⁷ $\text{P}(t\text{-Bu})_3$ and $\text{Pd}(\text{dba})_2$ was purchased from Strem and other ligands were purchased from commercial suppliers. $\{[\text{P}(t\text{-Bu})_3]\text{PdBr}\}_2$ was obtained as a gift from Johnson-Matthey. ^1H and $^{13}\text{C}\{^1\text{H}\}$ NMR spectra were recorded on 400 or 500 MHz spectrometers, with shifts reported in parts per million downfield from tetramethylsilane and referenced to residual protiated (^1H) or deuterated solvent (^{13}C).

General Procedure for the Arylation of the Reformatsky Reagents of Esters

In a dry box, a 4-mL screw-capped vial was charged with $\text{Pd}(\text{dba})_2$ (2.9 mg, 5.0 μmol), Q-phos (3.6 mg, 5.0 μmol), aryl halide (0.500 mmol), the corresponding Reformatsky reagent (0.550 mmol), THF (2 mL), and a magnetic stirring bar. The vial was sealed with a cap containing a PTFE septum and removed from the dry box. The reaction mixture was then stirred at room temperature or 70 $^\circ\text{C}$ for 4–24 h. The reaction mixture was then adsorbed onto silica gel, loaded on a silica column, and eluted with a mixture of ethyl acetate in hexanes. The compounds obtained after column chromatography are generally pale yellow or clear oils. Detailed procedures on the purification and data on characterization of products were listed below.

General Procedure for the Arylation of the Reformatsky Reagents of Esters with Bromophenols

In a dry box, a solution of bromophenol (86.5 mg, 0.500 mmol) in THF (1 mL) was added to KH (21.1 mg, 0.525 mmol). Gas evolution occurred immediately. The suspension was stirred at room temperature for 10 min and then transferred to a 4-mL screw-capped vial containing $\{[P(t\text{-Bu})_3]PdBr\}_2$ (2.0 mg, 2.5 μmol), the corresponding Reformatsky reagent (0.550 mmol), THF (1 mL), and a magnetic stirring bar. The vial was sealed with a cap containing a PTFE septum and removed from the dry box. The reaction mixture was stirred at room temperature for 4 h. The reaction mixture was then adsorbed onto silica gel, loaded on a silica column, and eluted with 20% ethyl acetate in hexanes. The compounds obtained after column chromatography are generally pale yellow or clear oils.

General Procedure for the Arylation of the Reformatsky Reagents of Esters with Bromoanilines

In a dry box, a solution of bromoaniline (86.0 mg, 0.500 mmol) in THF (1 mL) was added to KH (21.1 mg, 0.525 mmol). Gas evolution occurred immediately. The suspension was stirred at room temperature for 30 min and then transferred to a 4-mL screw-capped vial containing $\{[P(t\text{-Bu})_3]PdBr\}_2$ (2.0 mg, 2.50 μmol), the corresponding Reformatsky reagent (0.550 mmol), THF (1 mL), and a magnetic stirring bar. The vial was sealed with a cap containing a PTFE septum and removed from the dry box. The reaction mixture was then stirred at room temperature for 12–24 h and then diluted with Et_2O (30 mL). The resulting solution was washed with 0.1 N HCl (7 mL), with saturated NaHCO_3 aqueous solution (20 mL), and then with H_2O (20 mL). The organic phase was dried over MgSO_4 , filtered, and concentrated at reduced pressure. The crude product was then adsorbed onto silica gel, loaded on a silica column, and eluted with 20% ethyl acetate in hexanes. The compounds obtained after column chromatography are generally pale yellow or clear oils.

Procedure for the Arylation of Zinc Enolates Generated from *tert*-Butyl Bromoacetate and *tert*-Butyl Bromopropionate with Rieke Activated Zinc

In a nitrogen-filled dry box, Rieke activated zinc dust (49.0 mg, 0.750 mmol) was suspended in THF (1 mL) in a 4 mL screw-capped vial containing a stir bar. To this suspension was added dropwise the α -bromoester (0.550 mmol) by syringe, and the vial was sealed. The mixture was stirred at room temperature for 10 min. To the resulting suspension was added a solution of aryl bromide (0.500 mmol), $\text{Pd}(\text{dba})_2$ (2.9 mg, 5.0 μmol), and Q-phos (3.6 mg, 5.0 μmol) in THF (1 mL). The vial was sealed with a cap containing PTFE septum and removed from the dry box. The mixture was stirred at room temperature for 4 h. The crude product was adsorbed on silica gel, loaded on a silica column, and eluted with a mixture of ethyl acetate and hexanes. The compounds obtained after column chromatography are generally pale yellow or clear oils. Detailed procedures on the purification and data on characterization of products were listed below.

Procedure for the Arylation of Zinc Enolate Generated from Methyl 2-Bromoisobutyrate with Rieke Activated Zinc

In a nitrogen-filled dry box, Rieke activated zinc dust (49.0 mg, 0.750 mmol) was suspended in THF (1 mL) in a 4 mL screw-capped vial containing a stir bar. To this suspension was added dropwise 2-bromoisobutyrate (99.6 mg, 0.550 mmol) by syringe, and the vial was sealed. The mixture was stirred at room temperature for 30 min. To the resulting suspension was added a solution of aryl bromide (0.500 mmol) and $\{[P(t\text{-Bu})_3]PdBr\}_2$ (9.7 mg, 12.5 μmol) in THF (1 mL). The vial was sealed with a cap containing PTFE septum and removed from the dry box. The resulting solution was stirred at room temperature for 4 h. The crude product was adsorbed on silica gel, loaded on a silica column, and eluted with a mixture of

ethyl acetate and hexanes. The compounds obtained after column chromatography are generally pale yellow or clear oils. Detailed procedures on the purification and data on characterization of products were listed below.

General Procedure for the Arylation of the Zinc Enolate of *tert*-Butyl Acetate by Quenching of the Lithium Enolate with ZnCl_2

The reactions were conducted under a nitrogen atmosphere. In a nitrogen-filled dry box, a 10 mL round bottom flask was charged with LiHMDS (92.0 mg, 0.550 mmol), toluene (4 mL), and a magnetic stirring bar. The flask was sealed with a rubber septum, removed from the dry box, connected to a supply of nitrogen, and cooled at $-78\text{ }^\circ\text{C}$. The this solution was added *tert*-butyl acetate (75 μL , 0.55 mol) dropwise at $-78\text{ }^\circ\text{C}$ and the mixture was stirred at this temperature for 1 h. To the resulting suspension of lithium enolate was added a solution of ZnCl_2 (150 mg, 1.10 mmol) in THF (2 mL), and the resultant mixture was stirred for 30 min at $-78\text{ }^\circ\text{C}$. To the suspension of zinc enolate was added a solution of aryl bromide (0.500 mmol), $\text{Pd}(\text{dba})_2$, and Q-phos in toluene (1 mL). The amounts of catalyst components are provided in the Table 8 in the Results and Discussion section. The reaction mixture was allowed to warm to room temperature and stirred at room temperature or at $70\text{ }^\circ\text{C}$ for 4 h. The crude product was adsorbed on silica gel, loaded on a silica column, and eluted with a mixture of ethyl acetate and hexanes. The compounds obtained after column chromatography are generally pale yellow or clear oils. Detailed procedures on the purification and data on characterization of products were listed below.

General Procedure for the Arylation of Zinc Enolate of *tert*-Butyl Propionate by Quenching Sodium Enolate with ZnCl_2

The reactions were conducted under a nitrogen atmosphere. In a nitrogen-filled dry box, a 10 mL round bottom flask was charged with NaHMDS (119 mg, 0.650 mmol), toluene (2 mL), and a magnetic stirring bar. The flask was sealed with a rubber septum, removed from the dry box, connected to a supply of nitrogen, and cooled at $0\text{ }^\circ\text{C}$. The this solution was added *tert*-butyl propionate (83 μL , 0.55 mol) dropwise and the mixture was stirred for 0.5 h at $0\text{ }^\circ\text{C}$. To the suspension of sodium enolate was added a solution of ZnCl_2 (177 mg, 1.30 mmol) in THF (1.5 mL), and the resultant mixture was stirred for 0.5 h at $0\text{ }^\circ\text{C}$. To the suspension of zinc enolate was added a solution of aryl bromide (0.500 mmol), $\text{Pd}(\text{dba})_2$ and Q-phos in toluene (2.5 mL). The amounts of catalyst components are provided in the Table 9 in the Results and Discussion section. The reaction mixture was allowed to warm to room temperature and stirred at room temperature or at $70\text{ }^\circ\text{C}$ for 4 h. The crude product was adsorbed on silica gel, loaded on a silica column, and eluted with a mixture of ethyl acetate and hexanes. The compounds obtained after column chromatography are generally pale yellow or clear oils. Detailed procedures on the purification and data on characterization of products were listed below.

General Procedure for the Arylation of Zinc Enolate of Methyl Isobutyrate by Quenching Sodium Enolate with ZnCl_2

The reactions were conducted under a nitrogen atmosphere. In a nitrogen-filled dry box, a 10 mL round bottom flask was charged with NaHMDS (156 mg, 0.850 mmol), toluene (2 mL), and a magnetic stirring bar. The flask was sealed with a rubber septum, removed from the dry box, connected to a supply of nitrogen, and cooled at $0\text{ }^\circ\text{C}$. To this solution was added methyl isobutyrate (86 μL , 0.75 mmol) dropwise and the mixture was stirred for 1 h at $0\text{ }^\circ\text{C}$. After the flask was removed from the ice-water bath, a solution of ZnCl_2 (232 mg, 1.70 mmol) in THF (1.5 mL) was added and the resultant mixture was stirred for 1 h at room temperature. To the suspension of zinc enolate was added a solution of aryl bromide (0.500 mmol) and $\{[\text{P}(\text{t-Bu})_3]\text{PdBr}\}_2$ in toluene (2.5 mL). The amounts of catalyst components are provided in the Table 10 in the Results and Discussion section. The reaction mixture was

allowed to warm to room temperature and stirred at room temperature or at 70 °C for 4 h. The crude product was adsorbed on silica gel, loaded on a silica column, and eluted with a mixture of ethyl acetate and hexanes. The compounds obtained after column chromatography are generally pale yellow or clear oils. Detailed procedures on the purification and data on characterization of products were listed below.

General Procedure for the Arylation of Zinc Enolate of Methyl Propionate Generated from Quenching Sodium Enolate with ZnCl₂

The reactions were conducted under a nitrogen atmosphere. In a drybox, a 10 mL round-bottom flask was charged with NaHMDS (156 mg, 0.850 mmol), toluene (2 mL), and a magnetic stirring bar. The flask was sealed with a rubber septum, removed from the dry box, connected to a supply of nitrogen, and cooled to -60 °C. To the cooled solution was added methyl propionate (72 µL, 0.75 mmol) dropwise and the mixture was stirred for 1.5 h. After this time, temperature of the cold bath was measured as -35 °C. To the suspension of sodium enolate was added a solution of ZnCl₂ (232 mg, 1.70 mmol) in THF (1.5 mL), and the resulting mixture was stirred for 1 h. After this time, temperature of the cold bath was measured as -15 °C. To the suspension of zinc enolate was added a solution of aryl bromide (0.500 mmol), Pd(dba)₂, and Q-phos in toluene (2.5 mL). The amounts of catalyst components are provided in the Table 11 in the Results and Discussion section. The reaction mixture was allowed to warm to room temperature and stirred for 4 h at room temperature or 70 °C. The crude product was adsorbed on silica gel, loaded on a silica column, and eluted with a mixture of ethyl acetate and hexanes. The compounds obtained after column chromatography are generally pale yellow or clear oils. Detailed procedures on the purification and data on characterization of products were listed below.

General Procedure for the Arylation of Zinc Enolate of Methyl Benzyloxyacetate Generated from Quenching Lithium Enolate with ZnCl₂

The reactions were conducted under a nitrogen atmosphere. In a dry box, a 10 mL round-bottom flask was charged with LiHMDS, THF (2 mL), and a magnetic stirring bar. The flask was sealed with a rubber septum, removed from the dry box, connected to a supply of nitrogen, and cooled to -20 °C. To this cold solution of LiHMDS in THF was added methyl benzyloxyacetate dropwise and the mixture was stirred for 1 h at -20 °C. To the suspension of lithium enolate was added a solution of ZnCl₂ in THF (1.5 mL) and the mixture was then stirred for 1 h at -20 °C. To the suspension of resulting zinc enolate was added a solution of aryl bromide (0.500 mmol), Pd(dba)₂ and Q-phos in THF (2 mL). The amounts of reagents and catalyst components are provided in the Table 12 in the Results and Discussion section. The reaction mixture was allowed to warm to room temperature and stirred for 4 h at room temperature or 40 °C. After this time, the solvent was evaporated, the residue was dissolved in methylene chloride with application of sonication, and this methylene chloride solution was loaded directly onto a silica gel column. The products were purified by flash column chromatography on silica gel. The compounds obtained after column chromatography are generally pale yellow or clear oils. Conditions for elution are provided along with the spectroscopic and analytical data for each product.

General Procedure for the Arylation of Zinc Enolate of γ -Valerolactone Generated from Quenching Lithium Enolate with ZnCl₂

The reactions were conducted under a nitrogen atmosphere. In a dry box, a 10 mL round bottom flask was charged with LiHMDS (142 mg, 0.850 mmol), THF (2 mL), and a magnetic stirring bar. The flask was sealed with a rubber septum, removed from the dry box, connected to a supply of nitrogen, and cooled to -50 °C. To this cold solution of LiHMDS in THF was added γ -valerolactone (72 µL, 0.75 mmol) dropwise and the mixture was stirred for 1 h at -50 °C. To the suspension of lithium enolate was added a solution of ZnCl₂ (232

mg, 1.70 mmol) in THF (1.5 mL) and the mixture was stirred for 1 h at $-50\text{ }^{\circ}\text{C}$. To the suspension of resulting zinc enolate was added a solution of aryl bromide (0.500 mmol), $\text{Pd}(\text{dba})_2$ and Q-phos in THF (2.5 mL). The amounts of catalyst components are provided in the Table 13 in the Results and Discussion section. The reaction mixture was allowed to warm to room temperature, and was stirred for 4 h at room temperature. The crude product was adsorbed on silica gel, loaded on a silica column, and eluted with a mixture of ethyl acetate and hexanes. The compounds obtained after column chromatography are generally pale yellow or clear oils. Detailed procedures on the purification and data on characterization of products were listed below.

***tert*-Butyl 2-phenylacetate [CAS: 16537-09-0].²⁵**

(Table 2, Entry 1) Purified by chromatography on silica gel (hexane/ethyl acetate = 95/5). Yield: 90.4 mg, 94%. ^1H NMR (400 MHz, CDCl_3): 7.33-7.24 (5H, m), 3.52 (2H, s), 1.43 (9H, s). $^{13}\text{C}\{^1\text{H}\}$ NMR (101 MHz, CDCl_3): 171.1, 134.9, 129.4, 128.6, 127.0, 81.0, 42.9, 28.2.

***tert*-Butyl 2-(4-(*tert*-butyl)phenyl)acetate [CAS:255837-00-4].²⁵**

(Table 2, Entry 2; Table 8, Entry 1) Purified by chromatography on silica gel (hexane/ethyl acetate = 95/5). Yield: 88.2 mg, 71%. ^1H NMR (400 MHz, CDCl_3): 7.34 (2H, d, $J = 8.4$ Hz), 7.20 (2H, d, $J = 8.0$ Hz), 3.50 (2H, s), 1.45 (9H, s), 1.31 (9H, s). $^{13}\text{C}\{^1\text{H}\}$ NMR (101 MHz, CDCl_3): 171.4, 149.8, 131.8, 129.1, 125.6, 80.9, 42.2, 34.7, 31.6, 28.3.

***tert*-Butyl 2-(4-chlorophenyl)acetate [CAS: 33155-59-8].³⁷**

(Table 2, Entries 3 and 4) Purified by chromatography on silica gel (hexane/ethyl acetate = 90/10). Yield: 97.5 mg, 86%. ^1H NMR (400 MHz, CDCl_3): 7.28 (2H, d, $J = 8.8$ Hz), 7.20 (2H, d, $J = 8.8$ Hz), 3.49 (2H, s), 1.43 (9H, s). $^{13}\text{C}\{^1\text{H}\}$ NMR (101 MHz, CDCl_3): 173.8, 141.7, 133.4, 120.8, 128.8, 97.5, 42.2, 28.3.

***tert*-Butyl 2-(4-(trifluoromethyl)phenyl)acetate [CAS: 417709-55-8].²⁵**

(Table 2, Entries 5 and 6; Table 8, Entry 2) Purified by chromatography on silica gel (hexane/ethyl acetate = 90/10). Yield: 100 mg, 77%. ^1H NMR (400 MHz, CDCl_3): 7.58 (2H, d, $J = 8.0$ Hz), 7.39 (2H, d, $J = 8.0$ Hz), 3.59 (2H, s), 1.44 (9H, s). $^{13}\text{C}\{^1\text{H}\}$ NMR (101 MHz, CDCl_3): 170.1, 138.7, 129.7, 129.1 (q, $J = 32.1$ Hz), 125.6 (q, $J = 15.5$ Hz), 122.8 (q, $J = 270.5$ Hz), 81.4, 42.4, 28.4.

***tert*-Butyl 2-(4-(dimethylamino)phenyl)acetate [CAS:1141493-94-8].⁶⁸**

(Table 2, Entries 7 and 8) Purified by chromatography on silica gel (hexane/ethyl acetate = 80/20). Yield: 112 mg, 95%. ^1H NMR (400 MHz, CDCl_3): 7.13 (2H, d, $J = 8.8$ Hz), 6.70 (2H, d, $J = 8.8$ Hz), 3.42 (2H, s), 2.92 (6H, s), 1.43 (9H, s). $^{13}\text{C}\{^1\text{H}\}$ NMR (101 MHz, CDCl_3): 171.9, 149.8, 123.0, 122.9, 113.0, 80.6, 41.8, 41.0, 28.3.

***tert*-Butyl 2-(6-methoxynaphthalen-2-yl)acetate [CAS: 362523-40-8].²⁵**

(Table 2, Entry 9) Purified by chromatography on silica gel (hexane/ethyl acetate = 80/20). Yield: 117 mg, 86%. ^1H NMR (400 MHz, CDCl_3): 7.71 (2H, broad d, $J = 8.6$ Hz), 7.67 (1H, d, $J = 0.7$ Hz), 7.40 (1H, dd, $J = 8.4$ Hz, 1.6 Hz), 7.14 (1H, dd, $J = 8.8$ Hz, 2.4 Hz), 7.11 (1H, d, $J = 2.4$ Hz), 3.91 (3H, s), 3.67 (2H, s), 1.44 (9H, s). $^{13}\text{C}\{^1\text{H}\}$ NMR (101 MHz, CDCl_3): 175.0, 157.6, 135.5, 133.6, 129.2, 128.9, 127.1, 126.1, 125.9, 119.0, 105.4, 80.6, 55.0, 42.4, 27.8.

tert-Butyl 2-(*o*-tolyl)acetate [CAS: 62381-17-3].²⁴

(Table 2, Entry 10; Table 5, Entry 1) Purified by chromatography on silica gel (hexane/ethyl acetate = 90/10). Yield: 86.6 mg, 84%. ¹H NMR (400 MHz, CDCl₃): 7.16-7.12 (2H, broad m), 7.05-6.99 (2H, broad m), 3.51 (2H, s), 2.17 (3H, s), 1.44 (9H, s). ¹³C{¹H} NMR (101 MHz, CDCl₃): 170.8, 137.5, 134.6, 131.0 (two peaks overlap), 127.2, 126.8, 81.9, 53.7, 28.7, 20.4.

tert-Butyl 2-(2-fluorophenyl)acetate [CAS: 476429-08-0].²⁵

(Table 2, Entry 11; Table 5, Entry 2) Purified by chromatography on silica gel (hexane/ethyl acetate = 80/20). Yield: 87.3 mg, 83%. ¹H NMR (400 MHz, CDCl₃): 7.27-7.22 (2H, m), 7.11-7.01 (2H, m), 3.57 (2H, s), 1.45 (9H, s). ¹³C{¹H} NMR (101 MHz, CDCl₃): 170.1, 160.3 (d, *J* = 243.3), 130.6 (d, *J* = 3.7), 128.0 (d, *J* = 8.6 Hz), 123.1 (d, *J* = 3.7 Hz), 121.3 (d, *J* = 15.8 Hz), 114.5 (d, *J* = 21.2 Hz), 80.3, 35.0, 27.2.

tert-Butyl 2-(2-methoxyphenyl)acetate [CAS: 63730-75-6].²⁵

(Table 2, Entry 12; Table 5, Entry 3; Table 8, Entry 8) Purified by chromatography on silica gel (hexane/ethyl acetate = 80/20). Yield: 101 mg, 91%. ¹H NMR (400 MHz, CDCl₃): 7.25-7.22 (1H, broad m), 7.16 (1H, broad d, *J* = 7.3 Hz), 6.92-6.85 (2H, broad m), 3.81 (3H, s), 3.53 (2H, s), 1.44 (9H, s). ¹³C{¹H} NMR (101 MHz, CDCl₃): 171.5, 157.7, 131.0, 128.5, 124.0, 120.6, 110.5, 80.6, 55.5, 37.5, 28.2.

tert-Butyl 2-(4-benzoylphenyl)acetate [CAS: 595570-50-6].³¹

(Table 2, Entries 13 and 14; Table 5, Entry 9; Table 8, Entry 7) Purified by chromatography on silica gel (hexane/ethyl acetate = 90/10). Yield: 107 mg, 72%. ¹H NMR (400 MHz, CDCl₃): 7.81-7.77 (4H, m), 7.58 (1H, t of t, *J* = 7.4 Hz, 1.6 Hz), 7.47 (2H, dd, *J* = 8.0 Hz, 7.2 Hz), 7.39 (2H, broad d, *J* = 8.4 Hz), 3.62 (2H, s), 1.46 (9H, s). ¹³C{¹H} NMR (101 MHz, CDCl₃): 196.5, 170.3, 139.6, 137.8, 136.3, 132.5, 130.5, 130.1, 129.4, 128.4, 81.4, 42.7, 28.2. Anal. Calc'd for C₁₉H₂₀O₃: C, 77.00; H, 6.80. Found: C, 77.21; H, 6.70.

tert-Butyl 2-(4-propionylphenyl)acetate [CAS: 595570-52-8].³¹

(Table 2, Entry 15; Table 5, Entry 8) Purified by chromatography on silica gel (hexane/ethyl acetate = 90/10). Yield: 117 mg, 94%. ¹H NMR (400 MHz, CDCl₃): 7.93 (2H, d, *J* = 8.4 Hz), 7.36 (2H, d, *J* = 8.4 Hz), 3.59 (2H, s), 3.00 (2H, q, *J* = 7.2 Hz), 1.44 (9H, s), 1.22 (3H, t, *J* = 7.4 Hz). ¹³C{¹H} NMR (101 MHz, CDCl₃): 200.7, 170.4, 140.0, 135.8, 129.7, 128.4, 81.5, 42.8, 32.0, 28.2, 8.5. Anal. Calc'd for C₁₅H₂₀O₃: C, 72.55; H, 8.12. Found: C, 72.60; H, 8.05.

Methyl 4-(2-(*tert*-butoxy)-2-oxoethyl)benzoate [CAS: 219320-15-7].²⁵

(Table 2, Entries 16 and 17; Table 10, Entry 3) Purified by chromatography on silica gel (hexane/ethyl acetate = 80/20). Yield: 113 mg, 90%. ¹H NMR (400 MHz, CDCl₃): 8.00 (2H, d, *J* = 8.0 Hz), 7.35 (2H, d, *J* = 8.0 Hz), 3.91 (3H, s), 3.58 (2H, s), 1.43 (9H, s). ¹³C{¹H} NMR (101 MHz, CDCl₃): 170.3, 167.2, 140.1, 130.0, 129.5, 129.0, 81.4, 52.3, 42.9, 28.2.

Ethyl 4-(2-(*tert*-butoxy)-2-oxoethyl)benzoate [CAS: 790714-66-8].³⁹

(Table 2, Entries 18 and 19) Purified by chromatography on silica gel (hexane/ethyl acetate = 80/20). Yield: 114 mg, 86%. ¹H NMR (400 MHz, CDCl₃): 8.00 (2H, d, *J* = 8.4 Hz), 7.34 (2H, d, *J* = 8.0 Hz), 4.37 (2H, q, *J* = 7.2 Hz), 3.58 (2H, s), 1.43 (9H, s), 1.39 (3H, t, *J* = 7.2 Hz). ¹³C{¹H} NMR (101 MHz, CDCl₃): 170.2, 166.5, 139.8, 129.7, 129.2, 129.1, 81.2, 61.0, 42.7, 28.0, 14.3.

tert-Butyl 3-(2-(tert-butoxy)-2-oxoethyl)benzoate

(Table 2, Entry 20) Purified by chromatography on silica gel (hexane/ethyl acetate = 80/20). Yield: 111 mg, 76%. ¹H NMR (400 MHz, CDCl₃): 7.89 (1H, d, *J* = 7.6 Hz), 7.88 (1H, s), 7.44 (1H, d, *J* = 7.6 Hz), 7.37 (1H, dd, 8.0 Hz, 8.0 Hz), 3.57 (2H, s), 1.59 (9H, s), 1.45 (9H, s). ¹³C{¹H} NMR (101 MHz, CDCl₃): 170.7, 165.8, 135.0, 133.5, 132.4, 130.4, 128.5, 128.2, 81.3, 81.2, 42.6, 28.4, 28.2.

tert-Butyl 2-(4-cyanophenyl)acetate [CAS: 790714-68-0].³⁹

(Table 2, Entry 21; Table 5, Entry 4; Table 8, Entry 4) Purified by chromatography on silica gel (hexane/ethyl acetate = 70/30). Yield: 97.8 mg, 90%. ¹H NMR (400 MHz, CDCl₃): 7.63 (2H, d, *J* = 8.2 Hz), 7.42 (2H, d, *J* = 8.2 Hz), 3.70 (2H, s), 1.44 (9H, s). ¹³C{¹H} NMR (CDCl₃): 169.3, 146.9, 132.7, 128.8, 119.2, 111.3, 81.8, 42.0, 28.2. Anal. Calc'd for C₁₃H₁₅NO₂: C, 71.87; H, 6.96; N, 6.45. Found: C, 71.63; H, 6.74; N, 6.27.

tert-Butyl 2-(3-cyanophenyl)acetate

(Table 2, Entry 22; Table 5, Entry 5) Purified by chromatography on silica gel (hexane/ethyl acetate = 70/30). Yield: 97.8 mg, 90%. ¹H NMR (400 MHz, CDCl₃): 7.58-7.51 (3H, m), 7.43 (1H, dd, *J* = 7.6 Hz, 7.6 Hz), 3.57 (2H, s), 1.45 (9H, s). ¹³C{¹H} NMR (101 MHz, CDCl₃): 169.8, 136.3, 134.0, 133.0, 130.8, 129.4, 118.8, 112.8, 81.7, 42.1, 28.2.

tert-Butyl 2-(2-cyanophenyl)acetate [CAS: 595570-54-0].³¹

(Table 2, Entries 23 and 24; Table 5, Entry 4) Purified by chromatography on silica gel (hexane/ethyl acetate = 90/10). Yield: 93.4 mg, 86%. ¹H NMR (400 MHz, CDCl₃): 7.66 (1H, dd, *J* = 7.6 Hz, 1.2 Hz), 7.56 (1H, ddd, *J* = 7.7 Hz, 7.7 Hz, 1.2 Hz), 7.38 (2H, m), 3.80 (2H, s), 1.46 (9H, s). ¹³C{¹H} NMR (101 MHz, CDCl₃): 169.1, 138.6, 132.91, 132.9, 130.7, 127.7, 117.8, 113.6, 82.0, 41.1, 28.1. Anal. Calc'd for C₁₃H₁₅NO₂: C, 71.87; H, 6.96; N, 6.45. Found: C, 71.72; H, 7.15; N, 6.41.

tert-Butyl 2-(4-nitrophenyl)acetate [CAS: 29704-38-9].⁶⁹

(Table 2, Entry 25; Table 8, Entry 5) Purified by chromatography on silica gel (hexane/ethyl acetate = 70/30). Yield: 114 mg, 96%. ¹H NMR (400 MHz, CDCl₃): 8.18 (2H, d, *J* = 8.4 Hz), 7.45 (2H, d, *J* = 8.4 Hz), 3.64 (2H, s), 1.44 (9H, s). ¹³C{¹H} NMR (101 MHz, CDCl₃): 169.6, 147.2, 142.3, 130.4, 123.8, 81.9, 42.5, 28.2.

tert-Butyl 2-(2-nitrophenyl)acetate [CAS: 180150-74-7].⁷⁰

(Table 2, Entry 26) Purified by chromatography on silica gel (hexane/dichloromethane = 75/25). Yield: 103 mg, 87%. ¹H NMR (400 MHz, CDCl₃): 8.09 (1H, dd, *J* = 8.2 Hz, 1.4 Hz), 7.58 (1H, ddd, *J* = 7.4 Hz, 7.4 Hz, 1.6 Hz), 7.45 (1H, ddd, *J* = 7.8 Hz, 7.8 Hz, 1.6 Hz), 7.34 (1H, dd, *J* = 7.6 Hz, 1.2 Hz), 3.94 (2H, s), 1.44 (9H, s). ¹³C{¹H} NMR (101 MHz, CDCl₃): 169.3, 149.0, 133.6, 133.5, 130.6, 128.5, 125.3, 82.0, 41.2, 28.1.

tert-Butyl 2-(4-hydroxyphenyl)acetate [CAS: 16010-88-1].⁷¹

(Table 2, Entries 27 and 28) Purified by chromatography on silica gel (hexane/ethyl acetate = 80/20). Yield: 94.8 mg, 91%. ¹H NMR (400 MHz, CDCl₃): 7.08 (2H, d, *J* = 8.4 Hz), 6.70 (2H, d, *J* = 8.0 Hz), 5.90 (1H, s), 3.46 (2H, s), 1.45 (9H, s). ¹³C{¹H} NMR (101 MHz, CDCl₃): 172.4, 155.0, 130.5, 126.5, 115.7, 81.4, 41.9, 28.2.

tert-Butyl 2-(3-hydroxyphenyl)acetate [CAS: 82548-54-7].⁷²

(Table 2, Entry 29) Purified by chromatography on silica gel (hexane/ethyl acetate = 80/20). Yield: 85.4 mg, 82%. ¹H NMR (500 MHz, CDCl₃, TMS): 7.13 (1H, dd, *J* = 8.0 Hz, 8.0

Hz), 6.78 (1H, broad d, $J=8.0$ Hz), 6.73 (1H, s), 6.69 (1H, dd, $J=8.3$ Hz, 2 Hz), 6.59 (1H, broad s), 3.46 (2H, s), 1.44 (9H, s). $^{13}\text{C}\{^1\text{H}\}$ NMR (125 MHz, CDCl_3): 172.1, 156.3, 136.0, 129.8, 121.4, 116.5, 114.4, 81.7, 42.8, 28.2.

***tert*-Butyl 2-(2-hydroxyphenyl)acetate [CAS: 258331-10-1].⁷³**

(Table 2, Entry 30) Purified by chromatography on silica gel (hexane/ethyl acetate = 80/20). Yield: 86.4 mg, 83%. ^1H NMR (400 MHz, CDCl_3): 8.05 (1H, s), 7.19 (1H, ddd, $J=7.6$ Hz, 7.6 Hz, 1.4 Hz), 7.08 (1H, dd, $J=7.2$ Hz, 1 Hz), 6.96 (1H, dd, $J=8.0$ Hz, 1.2 Hz), 6.87 (1H, ddd, $J=7.4$ Hz, 7.4 Hz, 1.2 Hz), 3.60 (2H, s), 1.47 (9H, s). $^{13}\text{C}\{^1\text{H}\}$ NMR (101 MHz, CDCl_3): 173.9, 155.7, 131.2, 129.3, 121.2, 120.9, 118.1, 83.2, 39.9, 28.1.

***tert*-Butyl 2-(4-aminophenyl)acetate [CAS: 174579-31-8].⁷⁴**

(Table 2, Entries 31 and 32) Purified by chromatography on silica gel (hexane/ethyl acetate = 80/20). Yield: 95.3 mg, 92%. ^1H NMR (400 MHz, CDCl_3): 7.05 (2H, d, $J=8.0$ Hz), 6.65 (2H, d, $J=8.4$ Hz), 3.42 (2H, broad s), 3.40 (2H, s), 1.43 (9H, s). $^{13}\text{C}\{^1\text{H}\}$ NMR (101 MHz, CDCl_3): 171.8, 145.2, 130.2, 124.9, 115.5, 80.7, 42.0, 28.4.

***tert*-Butyl 2-(3-aminophenyl)acetate [CAS: 183180-53-2].⁷⁵**

(Table 2, Entry 33) Purified by chromatography on silica gel (hexane/ethyl acetate = 80/20). Yield: 86.0 mg, 83%. ^1H NMR (400 MHz, CDCl_3): 7.08 (1H, dd, $J=8.0$ Hz, 7.6 Hz), 6.64 (1H, broad d, $J=7.6$ Hz), 6.58 (1H, s), 6.55 (1H, dd, $J=8.0$ Hz, 2.0 Hz), 3.57 (2H, broad s), 3.42 (2H, s), 1.43 (9H, s). $^{13}\text{C}\{^1\text{H}\}$ NMR (101 MHz, CDCl_3): 171.2, 146.7, 135.8, 129.4, 119.5, 116.1, 113.8, 80.8, 42.7, 28.2.

***tert*-Butyl 2-(pyridine-3-yl)acetate [CAS: 69713-27-5].⁷⁶**

(Table 2, Entries 34 and 35; Table 8, Entry 10) Purified by chromatography on silica gel (hexane/ethyl acetate = 80/20). Yield: 87.0 mg, 90%. ^1H NMR (400 MHz, CDCl_3): 8.52 (2H, m), 7.65 (1H, m), 7.27 (1H, dd, $J=5.2$, 2.4 Hz), 3.54 (2H, s), 1.44 (9H, s). $^{13}\text{C}\{^1\text{H}\}$ NMR (101 MHz, CDCl_3): 170.1, 150.5, 148.5, 136.9, 130.6, 123.5, 81.6, 40.0, 28.2.

***tert*-Butyl 2-(pyridine-4-yl)acetate [CAS: 79757-20-3].⁷⁷**

(Table 2, Entries 36 and 37) Purified by standard conditions. Yield: 76.3 mg, 79%. ^1H NMR (500 MHz, CDCl_3): 8.56 (2H, d, $J=6.0$ Hz), 7.21 (2H, d, $J=6.0$ Hz), 3.53 (2H, s), 1.45 (9H, s). $^{13}\text{C}\{^1\text{H}\}$ NMR (125 MHz, CDCl_3): 169.5, 150.1, 143.7, 124.7, 81.8, 42.2, 28.2.

***tert*-Butyl 2-(4-(*tert*-butyl)phenyl)propanoate [CAS: 1020539-67-6].²⁸**

(Table 4, Entries 1 and 2; Table 9, Entry 1) Purified by chromatography on silica gel (hexane/ethyl acetate = 95/5). Yield: 115 mg, 88%. ^1H NMR (400 MHz, CDCl_3): 7.32 (2H, d, $J=8.4$ Hz), 7.22 (2H, d, $J=8.0$ Hz), 3.59 (1H, q, $J=7.2$ Hz), 1.44 (3H, d, $J=7.6$ Hz), 1.31 (9H, s). $^{13}\text{C}\{^1\text{H}\}$ NMR (101 MHz, CDCl_3): 174.3, 149.7, 138.2, 127.2, 125.5, 80.6, 46.1, 34.6, 31.6, 28.2, 18.9. Anal. Calc'd for $\text{C}_{17}\text{H}_{26}\text{O}_2$: C, 77.82; H, 9.99. Found: C, 77.89; H, 10.15.

***tert*-Butyl 2-(4-chlorophenyl)propanoate [CAS: 465529-75-3].⁷⁸**

(Table 4, Entries 3 and 4) Purified by chromatography on silica gel (hexane/ethyl acetate = 90/10). ^1H NMR (400 MHz, CDCl_3): 7.28 (2H, d, $J=9.2$ Hz), 7.22 (2H, d, $J=8.8$ Hz), 3.58 (1H, q, $J=7.6$ Hz), 1.43 (3H, d, $J=7.6$ Hz), 1.39 (9H, s). $^{13}\text{C}\{^1\text{H}\}$ NMR (101 MHz, CDCl_3): 173.4, 139.6, 132.7, 128.8, 128.6, 80.7, 45.9, 28.3, 18.4.

tert-Butyl 2-(4-(trifluoromethyl)phenyl)propanoate [CAS: 476429-10-4].²⁵

(Table 4, Entries 5 and 6) Purified by chromatography on silica gel (hexane/ethyl acetate = 90/10). Yield: 104 mg, 86%. ¹H NMR (500 MHz, CDCl₃): 7.57 (2H, d, *J* = 8.0 Hz), 7.41 (2H, d, *J* = 8.0 Hz), 3.67 (1H, q, *J* = 7.0 Hz), 1.47 (3H, d, *J* = 7.5 Hz), 1.40 (9H, s). ¹³C{¹H} NMR (101 MHz, CDCl₃): 173.6, 145.7, 129.8 (q, *J* = 32.0 Hz), 128.4, 125.9 (q, *J* = 3.8 Hz), 124.7 (q, *J* = 274 Hz), 81.5, 47.0, 28.3, 18.8.

tert-Butyl 2-(4-(dimethylamino)phenyl)propanoate

(Table 4, Entry 7) Purified by chromatography on silica gel (hexane/ethyl acetate = 80/20). Yield: 113 mg, 91%. ¹H NMR (400 MHz, CDCl₃): 7.16 (2H, d, *J* = 8.8 Hz), 6.69 (2H, d, *J* = 8.8 Hz), 3.51 (1H, q, *J* = 7.2 Hz), 2.92 (6H, s), 1.40 (3H, d, *J* = 6.8 Hz), 1.39 (9H, s). ¹³C{¹H} NMR (101 MHz, CDCl₃): 174.7, 149.7, 129.4, 128.2, 112.9, 80.3, 45.7, 40.9, 28.2, 18.8. Anal. Calc'd for C₂₀H₂₂O₃: C, 77.39; H, 7.14. Found: C, 77.10; H, 7.05.

tert-Butyl 2-(*o*-tolyl)propanoate [CAS: 362523-41-9].²⁵

(Table 4, Entry 8; Table 6, Entry 1; Table 9, Entry 5) Purified by chromatography on silica gel (hexane/ethyl acetate = 90/10). Yield: 110 mg, 91%. ¹H NMR (400 MHz, CDCl₃): 7.27-7.25 (1H, broad m), 7.19-7.12 (3H, m), 3.85 (1H, q, *J* = 7.2 Hz), 2.36 (3H, s), 1.42 (3H, d, *J* = 7.2 Hz), 1.38 (9H, s). ¹³C{¹H} NMR (101 MHz, CDCl₃): 174.2, 139.7, 135.7, 130.3, 126.6, 126.5, 126.2, 80.4, 42.2, 27.9, 19.6, 17.7.

tert-Butyl 2-(2-fluorophenyl)propanoate

(Table 4, Entry 9; Table 6, Entry 2; Table 9, Entry 7) Purified by chromatography on silica gel (hexane/ethyl acetate = 90/10). Yield: 90.8 mg, 81%. ¹H NMR (400 MHz, CDCl₃): 7.9 (1H, ddd, *J* = 7.6 Hz, 7.6 Hz, 1.6 Hz), 7.24-7.19 (1H, m), 7.10 (1H, ddd, *J* = 7.6 Hz, 7.2 Hz, 1.2 Hz), 7.03 (1H, ddd, *J* = 9.8 Hz, 8.6 Hz, 1.2 Hz), 3.92 (1H, q, *J* = 7.2 Hz), 1.45 (3H, d, *J* = 7.2 Hz), 1.41 (9H, s). ¹³C{¹H} NMR (101 MHz, CDCl₃): 173.4, 160.5 (d, *J* = 244 Hz), 128.7 (d, *J* = 4.2 Hz), 128.6 (d, *J* = 15.0 Hz), 128.5 (d, *J* = 8.2 Hz), 124.3 (d, *J* = 3.5 Hz), 115.5 (d, *J* = 22.2 Hz), 80.9, 39.6 (d, *J* = 2.5 Hz), 28.1, 17.6. Anal. Calc'd for C₁₃H₁₇FO₂: C, 69.62; H, 7.64. Found: C, 69.82; H, 7.55.

tert-Butyl 2-(2-methoxyphenyl)propanoate [CAS: 725262-38-4].⁷⁹

(Table 4, Entry 10; Table 6, Entry 3; Table 9, Entry 6) Purified by chromatography on silica gel (hexane/ethyl acetate = 80/20). Yield: 106 mg, 90%. ¹H NMR (400 MHz, CDCl₃): 7.27-7.25 (1H, broad m), 7.19-7.12 (3H, m), 3.92 (1H, q, *J* = 7.5 Hz), 3.81 (3H, s), 1.44 (3H, d, *J* = 7.6 Hz), 1.41 (9H, s). ¹³C{¹H} NMR (101 MHz, CDCl₃): 174.7, 157.0, 130.4, 128.0 (two peaks overlap), 120.8, 110.6, 80.2, 55.0, 40.5, 28.2, 17.3. Anal. Calc'd for C₁₄H₂₀O₃: C, 71.16; H, 8.53. Found: C, 71.25; H, 8.43.

tert-Butyl 2-(4-benzoylphenyl)propanoate [CAS: 595570-51-7].³¹

(Table 4, Entry 11) Purified by chromatography on silica gel (hexane/ethyl acetate = 95/5). Yield: 104 mg, 67%. ¹H NMR (400 MHz, CDCl₃): 7.82-7.77 (4H, m), 7.59 (1H, t of t, *J* = 7.4 Hz, 1.6 Hz), 7.49 (2H, dd, *J* = 8.0 Hz, 7.2 Hz), 7.41 (2H, broad d, *J* = 8.0 Hz), 3.70 (1H, q, *J* = 7.2 Hz), 1.49 (3H, d, *J* = 6.8 Hz), 1.44 (9H, s). ¹³C{¹H} NMR (101 MHz, CDCl₃): 196.6, 173.3, 146.3, 137.9, 136.4, 132.6, 130.6, 130.2, 128.5, 127.6, 81.2, 46.8, 28.1, 18.6. Anal. Calc'd for C₂₀H₂₂O₃: C, 77.39; H, 7.14. Found: C, 77.10; H, 7.05.

Methyl 4-(1-(*tert*-butoxy)-1-oxopropan-2-yl)benzoate [CAS: 595570-47-1].³¹

(Table 4, Entries 12 and 13; Table 9, Entry 2) Purified by chromatography on silica gel (hexane/ethyl acetate = 90/10). Yield: 115 mg, 87%. ¹H NMR (400 MHz, CDCl₃): 8.00

(2H, d, $J = 8.4$ Hz), 7.36 (2H, d, $J = 8.0$ Hz), 3.91 (3H, s), 3.67 (1H, q, $J = 7.2$ Hz), 1.46 (3H, d, $J = 7.2$ Hz), 1.38 (9H, s). $^{13}\text{C}\{^1\text{H}\}$ NMR (125 MHz, CDCl_3): 173.3, 167.2, 146.6, 130.0, 129.0, 127.7, 81.1, 52.3, 46.8, 28.1, 18.5. Anal. Calc'd for $\text{C}_{15}\text{H}_{20}\text{O}_4$: C, 68.16; H, 7.63. Found: C, 67.96; H, 7.63.

Ethyl 4-(1-(*tert*-butoxy)-1-oxopropan-2-yl)benzoate [CAS: 1334591-49-9].⁸⁰

(Table 4, Entries 14 and 15) Purified by chromatography on silica gel (hexane/ethyl acetate = 80/20). Yield: 122 mg, 88%. ^1H NMR (500 MHz, CDCl_3): 7.99 (2H, d, $J = 8.5$ Hz), 7.36 (2H, d, $J = 8.0$ Hz), 4.37 (2H, q, $J = 7.0$ Hz), 3.67 (1H, q, $J = 7.5$ Hz), 1.46 (3H, d, $J = 7.0$ Hz), 1.39 (3H, t, $J = 7.0$ Hz), 1.38 (9H, s). $^{13}\text{C}\{^1\text{H}\}$ NMR (125 MHz, CDCl_3): 173.5, 166.9, 146.6, 130.2, 129.5, 127.8, 81.2, 61.3, 46.9, 28.3, 18.7, 14.7. Anal. Calc'd for $\text{C}_{16}\text{H}_{22}\text{O}_4$: C, 69.04; H, 7.97. Found: C, 69.28; H, 8.04.

tert-Butyl 2-(4-cyanophenyl)propanoate

(Table 4, Entry 16; Table 6, Entry 5; Table 9, Entry 3) Purified by chromatography on silica gel (hexane/ethyl acetate = 75/25). Yield: 96.0 mg, 83%. ^1H NMR (500 MHz, CDCl_3): 7.63 (2H, d, $J = 8.3$ Hz), 7.42 (2H, d, $J = 8.3$ Hz), 3.69 (1H, q, $J = 7.2$ Hz), 1.48 (3H, d, $J = 7.2$ Hz), 1.41 (9H, s). $^{13}\text{C}\{^1\text{H}\}$ NMR (125 MHz, CDCl_3): 173.0, 146.9, 132.7, 128.8, 119.2, 111.3, 81.7, 47.0, 28.3, 18.6. Anal. Calc'd for $\text{C}_{14}\text{H}_{17}\text{NO}_2$: C, 72.70; H, 7.41; N, 6.06. Found: C, 72.72; H, 7.14; N, 5.70.

tert-Butyl 2-(3-cyanophenyl)propanoate [CAS: 595570-65-3].³¹

(Table 4, Entry 17; Table 6, Entry 4). Purified by chromatography on silica gel (hexane/ethyl acetate = 75/25). Yield: 92.5 mg, 80%. ^1H NMR (400 MHz, CDCl_3): 7.60 (1H, s), 7.57-7.55 (2H, m), 7.44 (1H, dd, $J = 7.8$ Hz, 7.8 Hz), 3.66 (1H, q, $J = 7.2$ Hz), 1.48 (3H, d, $J = 7.2$ Hz), 1.41 (9H, s). $^{13}\text{C}\{^1\text{H}\}$ NMR (101 MHz, CDCl_3): 173.1, 142.9, 132.5, 131.7, 131.1, 129.7, 119.2, 113.0, 81.7, 46.5, 28.0, 18.7. Anal. Calc'd for $\text{C}_{14}\text{H}_{17}\text{NO}_2$: C, 72.70; H, 7.41; N, 6.06. Found: C, 72.59; H, 7.46; N, 6.21.

tert-Butyl 2-(2-cyanophenyl)propanoate [CAS: 595570-55-1].³¹

(Table 4, Entry 18; Table 9, Entry 9) Purified by chromatography on silica gel (hexane/ethyl acetate = 90/10). Yield: 98.3 mg, 85%. ^1H NMR (400 MHz, CDCl_3): 7.65 (1H, dd, $J = 7.6$ Hz, 1.2 Hz), 7.57 (1H, ddd, $J = 7.7$ Hz, 7.7 Hz, 1.6 Hz), 7.46 (1H, dd, $J = 7.6$ Hz, 1 Hz), 7.35 (1H, ddd, $J = 7.7$ Hz, 7.7 Hz, 1.2 Hz), 4.11 (1H, q, $J = 7.2$ Hz), 1.51 (3H, d, $J = 7.2$ Hz), 1.41 (9H, s). $^{13}\text{C}\{^1\text{H}\}$ NMR (125 MHz, CDCl_3): 172.3, 145.2, 133.2, 133.1, 127.6, 127.5, 117.9, 112.9, 81.7, 44.7, 28.1, 18.2. Anal. Calc'd for $\text{C}_{14}\text{H}_{17}\text{NO}_2$: C, 72.70; H, 7.41; N, 6.06. Found: C, 72.68; H, 7.29; N, 5.94.

tert-Butyl 2-(4-nitrophenyl)propanoate [CAS: 89278-22-8].⁶⁹

(Table 4, Entry 19; Table 9, Entry 4) Purified by chromatography on silica gel (hexane/ethyl acetate = 70/30). Yield: 111 mg, 88%. ^1H NMR (400 MHz, CDCl_3): 8.19 (2H, d, $J = 8.7$ Hz), 7.47 (2H, d, $J = 8.7$ Hz), 3.74 (1H, q, $J = 7.2$ Hz), 1.50 (3H, d, $J = 7.2$ Hz), 1.40 (9H, s). $^{13}\text{C}\{^1\text{H}\}$ NMR (101 MHz, CDCl_3): 172.8, 148.9, 147.4, 128.8, 124.1, 81.8, 46.8, 28.3, 18.7. Anal. Calc'd for $\text{C}_{13}\text{H}_{17}\text{NO}_4$: C, 62.14; H, 6.82; N, 5.57. Found: C, 62.32; H, 6.98; N, 5.74.

tert-Butyl 2-(2-nitrophenyl)propanoate [CAS: 344438-61-5]

(Table 4, Entry 20; Table 9, Entry 8) Purified by chromatography on silica gel (hexane/ethyl acetate = 70/30). Yield: 102 mg, 81%. ^1H NMR (400 MHz, CDCl_3): 7.92 (1H, d, $J = 8.0$ Hz), 7.59 (1H, dd, $J = 7.6$ Hz, 7.6 Hz), 7.49 (1H, d, $J = 8.0$ Hz), 7.41 (1H, dd, $J = 7.6$ Hz, 7.6 Hz), 4.22 (1H, q, $J = 7.2$ Hz), 1.57 (3H, d, $J = 7.2$ Hz), 1.39 (9H, s). $^{13}\text{C}\{^1\text{H}\}$ NMR (101

MHz, CDCl₃): 172.5, 149.3, 135.8, 133.3, 129.7, 127.9, 124.9, 81.6, 42.3, 28.0, 17.7.
Anal. Calc'd for C₁₃H₁₇NO₄: C, 62.14; H, 6.82. Found: C, 62.52; H, 7.06.

***tert*-Butyl 2-(4-hydroxyphenyl)propanoate [CAS: 595570-57-3].³¹**

(Table 4, Entries 21 and 22) Purified by chromatography on silica gel (hexane/ethyl acetate = 80/20). Yield: 102 mg, 92%. ¹H NMR (500 MHz, CDCl₃): 7.12 (2H, d, *J* = 8.0 Hz), 6.74 (2H, d, *J* = 7.5 Hz), 6.13 (1H, s), 3.56 (1H, q, *J* = 7.0 Hz), 1.43 (3H, d, *J* = 7 Hz), 1.40 (9H, s). ¹³C{¹H} NMR (125 MHz, CDCl₃): 175.1, 155.0, 132.9, 128.7, 115.6, 81.1, 45.9, 28.1, 18.6. Anal. Calc'd for C₁₃H₁₈O₃: C, 70.24; H, 8.16. Found: C, 69.99; H, 8.10.

***tert*-Butyl 2-(3-hydroxyphenyl)propanoate**

(Table 4, Entry 23) Purified by chromatography on silica gel (hexane/ethyl acetate = 80/20). Yield: 96.7 mg, 87%. ¹H NMR (400 MHz, CDCl₃): 7.17 (1H, dd, *J* = 8.0 Hz, 7.6 Hz), 6.84 (1H, broad d, *J* = 7.6 Hz), 6.80 (1H, dd, *J* = 2.0 Hz, 2.0 Hz), 6.73 (1H, ddd, *J* = 8.0 Hz, 2.4 Hz, 0.8 Hz), 5.84 (1H, broad s), 3.57 (1H, q, *J* = 7.2 Hz), 1.42 (3H, d, *J* = 7.2 Hz), 1.40 (9H, s). ¹³C{¹H} NMR (101 MHz, CDCl₃): 174.5, 156.2, 142.8, 129.9, 120.0, 114.4, 114.2, 81.2, 46.6, 28.1, 18.6. Anal. Calc'd for C₁₃H₁₈O₃: C, 70.24; H, 8.16. Found: C, 70.35; H, 8.43.

***tert*-Butyl 2-(4-aminophenyl)propanoate [CAS: 595570-58-4].³¹**

(Table 4, Entries 24 and 25) Purified by chromatography on silica gel (hexane/ethyl acetate = 80/20). Yield: 77.5 mg, 70%. ¹H NMR (400 MHz, CDCl₃): 7.08 (2H, d, *J* = 8.4 Hz), 6.64 (2H, d, *J* = 8.0 Hz), 3.49 (1H, q, *J* = 7.0 Hz), 3.49 (2H, broad s), 1.39 (3H, d, *J* = 7 Hz), 1.38 (9H, s). ¹³C{¹H} NMR (101 MHz, CDCl₃): 174.6, 145.2, 131.4, 128.4, 115.4, 80.4, 45.8, 28.1, 18.7. Anal. Calc'd for C₁₃H₁₅NO₂: C, 70.56; H, 8.65; N, 6.33. Found: C, 70.36; H, 8.91; N, 6.20.

***tert*-Butyl 2-(3-aminophenyl)propanoate [CAS: 183180-55-4].⁷⁵**

(Table 4, Entry 26) Purified by chromatography on silica gel (hexane/ethyl acetate = 80/20). Yield: 81.9 mg, 74%. ¹H NMR (400 MHz, CDCl₃): 7.08 (1H, dd, *J* = 8.0 Hz, 7.6 Hz), 6.68 (1H, broad d, *J* = 8.0 Hz), 6.63 (1H, broad s), 6.56 (1H, broad dd, *J* = 8.0 Hz, 2.4 Hz), 3.50 (1H, q, *J* = 6.8 Hz), 3.50 (2H, broad s), 1.40 (3H, d, *J* = 6.8 Hz), 1.39 (9H, s). ¹³C{¹H} NMR (CDCl₃): 174.5, 147.6, 142.3, 129.5, 117.4, 115.7, 113.3, 81.2, 46.3, 28.1, 18.6.

***tert*-Butyl 2-(pyridine-3-yl)propanoate [CAS: 595570-59-5].³¹**

(Table 4, Entries 27 and 28; Table 9, Entry 11) Purified by chromatography on silica gel (hexane/ethylacetate = 70/30). Yield: 93.3 mg, 90%. ¹H NMR (500 MHz, CDCl₃): 8.54 (1H, d, *J* = 2.0 Hz), 8.50 (1H, dd, *J* = 8.0 Hz, 1.5 Hz), 7.65 (1H, ddd, *J* = 8.0 Hz, 8.0 Hz, 1.5 Hz), 7.25 (1H, m), 3.63 (1H, q, *J* = 7.0 Hz), 1.48 (3H, d, *J* = 7.0 Hz), 1.40 (9H, s). ¹³C{¹H} NMR (125 MHz, CDCl₃): 173.2, 149.5, 148.6, 136.8, 134.9, 123.6, 81.3, 44.3, 28.1, 18.5. Anal. Calc'd for C₁₂H₁₇NO₂: C, 69.54; H, 8.27; N, 6.76. Found: C, 69.38; H, 8.42; N, 6.67.

Methyl 2-(4-(*tert*-butyl)phenyl)-2-methylpropanoate [CAS: 157444-69-4].²⁵

(Table 7, Entry 1; Table 10, Entry 1) Purified by chromatography on silica gel (hexane/ethyl acetate = 95/5). Yield: 103 mg, 88%. ¹H NMR (400 MHz, CDCl₃): 7.34 (2H, d, *J* = 8.6 Hz), 7.26 (2H, d, *J* = 8.6 Hz), 3.65 (3H, s), 1.57 (6H, s), 1.31 (9H, s). ¹³C{¹H} NMR (101 MHz, CDCl₃): 177.6, 149.6, 141.8, 125.5, 125.4, 52.4, 46.3, 34.6, 31.5, 26.8.

Methyl 2-methyl-2-(*o*-tolyl) propanoate [CAS: 77846-89-0]

(Table 7, Entry 2; Table 10, Entry 7) Purified by chromatography on silica gel (hexane/ethyl acetate = 90/10). Yield: 94.2 mg, 96%. ¹H NMR (400 MHz, CDCl₃): 7.41-7.39 (1H, broad m), 7.26-7.16 (3H, m), 3.71 (3H, s), 2.24 (3H, s), 1.61 (6H, s). ¹³C{¹H} NMR (101 MHz, CDCl₃): 178.8, 142.8, 135.9, 131.8, 126.8, 126.1, 125.0, 52.3, 46.3, 26.9, 20.0. Anal. Calc'd for C₁₂H₁₆O₂: C, 74.97; H, 8.39. Found: C, 75.10; H, 8.48.

Methyl 2-(4-cyanophenyl)-2-methylpropanoate [CAS: 444807-47-0].⁸¹

(Table 7, Entry 3; Table 10, Entry 3) Purified by chromatography on silica gel (hexane/ethyl acetate = 80/20). Yield: 96.5 mg, 95%. ¹H NMR (400 MHz, CDCl₃): 7.63 (2H, d, *J* = 8.6 Hz), 7.44 (2H, d, *J* = 8.6 Hz), 3.67 (3H, s), 1.59 (6H, s). ¹³C{¹H} NMR (CDCl₃): 176.4, 150.1, 132.5, 126.9, 118.9, 111.0, 52.7, 47.1, 26.5.

Methyl 2-(2-methoxyphenyl)-2-methylpropanoate [CAS: 40801-03-4].⁸²

(Table 7, Entry 4; Table 10, Entry 8) Purified by chromatography on silica gel (hexane/ethyl acetate = 80/20). Yield: 101 mg, 96%. ¹H NMR (500 MHz, CDCl₃): 7.32 (1H, d, *J* = 7.7 Hz), 7.28 (1H, dd, *J* = 7.9 Hz, 7.7 Hz), 7.00 (1H, dd, *J* = 7.6 Hz, 7.6 Hz), 6.89 (1H, d, *J* = 8.1 Hz), 3.80 (3H, s), 3.65 (3H, s), 1.55 (6H, s). ¹³C{¹H} NMR (CDCl₃): 178.9, 157.1, 134.5, 128.3, 125.8, 121.1, 111.4, 55.7, 52.3, 44.6, 26.1.

***tert*-Butyl 2-(4-acetylphenyl)acetate [CAS: 219320-14-6].⁸³**

(Table 5, Entry 7; Table 8, Entry 6) Purified by chromatography on silica gel (hexane/ethyl acetate = 80/20). Yield: 97.2 mg, 83%. ¹H NMR (400 MHz, CDCl₃): 7.77 (2H, d, *J* = 8.0 Hz), 7.22 (2H, d, *J* = 8.0 Hz), 3.45 (2H, s), 2.44 (3H, s), 1.29 (9H, s). ¹³C{¹H} NMR (CDCl₃): 197.8, 170.1, 140.2, 135.8, 129.6, 128.6, 81.3, 42.6, 28.0, 26.7.

***tert*-Butyl 2-mesitylacetate [CAS: 366018-72-6].²⁵**

(Table 8, Entry 9) Purified by chromatography on silica gel (hexane/ethyl acetate = 95/5). Yield: 110 mg, 94%. ¹H NMR (400 MHz, CDCl₃): 6.84 (2H, s), 3.55 (2H, s), 2.29 (6H, s), 2.25 (3H, s), 1.42 (9H, s). ¹³C{¹H} NMR (CDCl₃): 171.3, 137.3, 136.6, 129.7, 129.2, 81.0, 36.7, 28.5, 21.3, 20.6.

***tert*-Butyl 2-mesitylpropanoate [CAS: 366018-73-7].²⁵**

(Table 9, Entry 10) Purified by chromatography on silica gel (hexane/ethyl acetate = 95/5). Yield: 102 mg, 82%. ¹H NMR (400 MHz, CDCl₃): 6.81 (2H, s), 3.96 (1H, q, *J* = 7.2 Hz), 2.26 (6H, s), 2.24 (3H, s), 1.40 (9H, s), 1.38 (3H, d, *J* = 7.3 Hz). ¹³C{¹H} NMR (CDCl₃): 174.6, 136.1, 136.1, 135.8, 129.7, 80.5, 41.3, 28.2, 21.0, 20.6, 15.7.

Methyl 2-(4-dimethylaminophenyl)-2-methylpropanoate [CAS: 476429-12-6].²⁵

(Table 10, Entry 2) Purified by chromatography on silica gel (hexane/ethyl acetate = 80/20). Yield: 92.4 mg, 84%. ¹H NMR (400 MHz, CDCl₃): 7.22 (2H, d, *J* = 8.9 Hz), 6.70 (2H, d, *J* = 8.9 Hz), 3.63 (3H, s), 2.93 (6H, s), 1.55 (6H, s). ¹³C{¹H} NMR (101 MHz, CDCl₃): 177.9, 149.5, 132.6, 126.5, 112.6, 52.3, 45.6, 40.8, 26.8.

Methyl 2-methyl-2-(4-nitrophenyl)propanoate [CAS: 59115-08-1].²⁵

(Table 10, Entry 4) Purified by chromatography on silica gel (hexane/ethyl acetate = 80/20). Yield: 99.3 mg, 89%. ¹H NMR (500 MHz, CDCl₃): 8.20 (2H, d, *J* = 8.8 Hz), 7.52 (2H, d, *J* = 8.8 Hz), 3.70 (3H, s), 1.64 (6H, s). ¹³C{¹H} NMR (125 MHz, CDCl₃): 176.4, 152.3, 147.2, 127.2, 124.0, 52.9, 47.4, 26.8.

Methyl 4-(1-methoxy-2-methyl-oxopropan-2-yl)benzoate [CAS: 105235-96-9].⁸⁴

(Table 10, Entry 5) Purified by chromatography on silica gel (hexane/ethyl acetate = 80/20). Yield: 109 mg, 92%. ¹H NMR (500 MHz, CDCl₃): 8.02 (2H, d, *J* = 8.6 Hz), 7.42 (2H, d, *J* = 8.5 Hz), 3.93 (3H, s), 3.68 (3H, s), 1.62 (6H, s). ¹³C{¹H} NMR (101 MHz, CDCl₃): 177.0, 167.2, 150.2, 130.1, 129.1, 126.2, 52.7, 52.4, 47.2, 26.8.

Methyl 2-methyl-2-(4-propionylphenyl)propanoate

(Table 10, Entry 6) Purified by chromatography on silica gel (hexane/ethyl acetate = 80/20). Yield: 102 mg, 87%. ¹H NMR (400 MHz, CDCl₃): 7.96 (2H, d, *J* = 8.4 Hz), 7.45 (2H, d, *J* = 8.4 Hz), 3.69 (3H, s), 3.02 (2H, q, *J* = 7.3 Hz), 1.63 (6H, s), 1.25 (3H, t, *J* = 7.3 Hz). ¹³C{¹H} NMR (101 MHz, CDCl₃): 200.4, 176.7, 149.7, 135.4, 128.2, 126.0, 52.4, 46.8, 31.8, 26.4, 8.3. Anal. Calc'd for C₁₄H₁₈O₃: C, 71.77; H, 7.74. Found: C, 71.60; H, 7.84.

Methyl 2-(4-(tert-butyl)phenyl)propanoate (CAS: 154320-48-6).⁸⁵

(Table 11, Entry 1) Purified by chromatography on silica gel (hexane/ethyl acetate = 90/10). Yield: 94.7 mg, 86%. ¹H NMR (500 MHz, CDCl₃): 7.37 (2H, d, *J* = 8.4 Hz), 7.25 (2H, d, *J* = 8.4 Hz), 3.73 (1H, q, *J* = 7.2 Hz), 3.69 (3H, s), 1.52 (3H, d, *J* = 7.2 Hz), 1.34 (9H, s). ¹³C{¹H} NMR (126 MHz, CDCl₃): 175.6, 150.3, 137.9, 127.5, 125.9, 52.3, 45.3, 34.8, 31.7, 19.0.

Methyl 2-(4-(dimethylamino)phenyl)propanoate (CAS: 96943-11-2).²

(Table 11, Entry 2) Purified by chromatography on silica gel (hexane/ethyl acetate = 85/15). Yield: 87.1 mg, 84%. ¹H NMR (500 MHz, CDCl₃): 7.17 (2H, d, *J* = 8.5 Hz), 6.70 (2H, d, *J* = 8.0 Hz), 3.64 (3H, s), 3.63 (1H, q, *J* = 7.5 Hz), 2.93 (6H, s), 1.46 (3H, d, *J* = 7.0 Hz). ¹³C{¹H} NMR (126 MHz, CDCl₃): 175.9, 150.0, 128.6, 128.3, 112.9, 52.1, 44.6, 40.8, 18.8.

Methyl 2-(o-tolyl)propanoate (CAS: 74082-02-3).⁸⁶

(Table 11, Entry 3) Purified by chromatography on silica gel (hexane/ethyl acetate = 85/15). Yield: 77.5 mg, 87%. ¹H NMR (500 MHz, CDCl₃): 7.26-7.24 (1H, broad m), 7.20-7.13 (3H, broad m), 3.96 (1H, q, *J* = 7.5 Hz), 3.65 (3H, s), 2.37 (3H, s), 1.47 (3H, d, *J* = 7.0 Hz). ¹³C{¹H} NMR (126 MHz, CDCl₃): 175.6, 139.3, 135.9, 130.7, 127.2, 126.7, 126.7, 52.2, 41.4, 19.8, 18.1.

Methyl 2-(2-methoxyphenyl)propanoate (CAS: 60779-19-3).⁸⁷

(Table 11, Entry 4) Purified by chromatography on silica gel (hexane/ethyl acetate = 85/15). Yield: 88.4 mg, 91%. ¹H NMR (500 MHz, CDCl₃): 7.25-7.20 (2H, m), 6.94 (1H, ddd, *J* = 7.5 Hz, 7.5 Hz, 1.0 Hz), 6.87 (1H, dd, *J* = 8.0 Hz, 1.0 Hz), 4.05 (1H, q, *J* = 7.0 Hz), 3.82 (3H, s), 3.65 (3H, s), 1.45 (3H, d, *J* = 7.5 Hz). ¹³C{¹H} NMR (126 MHz, CDCl₃): 175.8, 156.8, 129.7, 128.3, 128.2, 120.9, 110.9, 55.7, 52.1, 39.3, 17.6.

Methyl 2-(2-fluorophenyl)propanoate (CAS: 145983-09-1).⁸⁸

(Table 11, Entry 5) Purified by chromatography on silica gel (hexane/ethyl acetate = 85/15). Yield: 75.6 mg, 83%. ¹H NMR (500 MHz, CDCl₃): 7.29 (1H, ddd, *J* = 7.5 Hz, 7.5 Hz, 1.5 Hz), 7.26-7.21 (1H, m), 7.12 (1H, ddd, *J* = 7.5 Hz, 7.5 Hz, 1.0 Hz), 7.04 (1H, ddd, *J* = 8.5 Hz, 8.5 Hz, 1.5 Hz), 4.03 (1H, q, *J* = 7.5 Hz), 3.68 (3H, s), 1.50 (3H, d, *J* = 7.5 Hz). ¹³C{¹H} NMR (126 MHz, CDCl₃): 174.6, 160.5 (d, *J* = 246 Hz), 128.9, 128.9 (d, *J* = 2.5 Hz), 128.0 (d, *J* = 14.6 Hz), 124.5 (d, *J* = 3.8 Hz), 115.7 (d, *J* = 22.3 Hz), 52.4 (d, *J* = 1.8 Hz), 38.5 (d, *J* = 2.5 Hz), 17.7.

Methyl 4-(1-methoxy-1-oxopropan-2-yl)benzoate (CAS: 77959-48-9).⁵⁰

(Table 11, Entry 6) Purified by chromatography on silica gel (hexane/ethyl acetate = 85/15). Yield: 101 mg, 91%. ¹H NMR (500 MHz, CDCl₃): 8.02 (2H, d, *J* = 8.3 Hz), 7.39 (2H, d, *J* = 8.3 Hz), 3.93 (3H, s), 3.81 (1H, q, *J* = 7.2 Hz), 3.69 (3H, s), 1.54 (3H, d, *J* = 7.2 Hz). ¹³C{¹H} NMR (126 MHz, CDCl₃): 174.7, 167.2, 146.0, 130.4, 129.5, 128.0, 52.6, 52.5, 45.9, 18.8.

Methyl 2-(4-cyanophenyl)propanoate (CAS: 125670-62-4).⁸⁹

(Table 11, Entry 7) Purified by chromatography on silica gel (hexane/ethyl acetate = 85/15). Yield: 75.7 mg, 80%. ¹H NMR (400 MHz, CDCl₃): 7.65 (2H, d, *J* = 8.3 Hz), 7.44 (2H, d, *J* = 8.2 Hz), 3.81 (1H, q, *J* = 7.2 Hz), 3.70 (3H, s), 1.54 (3H, d, *J* = 7.2 Hz). ¹³C{¹H} NMR (126 MHz, CDCl₃): 173.9, 145.7, 132.5, 128.5, 118.7, 111.2, 52.4, 45.5, 18.4.

Methyl 2-(4-nitrophenyl)propanoate (CAS: 50415-69-5).⁹⁰

(Table 11, Entry 8) Purified by chromatography on silica gel (hexane/ethyl acetate = 85/15). Yield: 76.4 mg, 73%. ¹H NMR (500 MHz, CDCl₃): 8.21 (2H, d, *J* = 8.8 Hz), 7.50 (2H, d, *J* = 8.8 Hz), 3.87 (1H, q, *J* = 7.2 Hz), 3.71 (3H, s), 1.57 (3H, d, *J* = 7.2 Hz). ¹³C{¹H} NMR (126 MHz, CDCl₃): 174.1, 148.1, 147.6, 129.0, 124.3, 52.8, 45.7, 18.8.

Methyl 2-mesitylpropanoate (CAS: 134381-05-8)

(Table 11, Entry 9) Purified by chromatography on silica gel (hexane/ethyl acetate = 90/10). Yield: 92.8 mg, 90%. ¹H NMR (500 MHz, CDCl₃): 6.85 (2H, s), 4.03 (1H, q, *J* = 7.0 Hz), 3.67 (3H, s), 2.25 (3H, s), 2.24 (6H, s), 1.43 (3H, d, *J* = 7.0 Hz). ¹³C{¹H} NMR (126 MHz, CDCl₃): 176.2, 136.4, 136.1, 135.5, 130.0, 52.3, 40.1, 21.0, 20.3, 15.7.

Methyl 2-(pyridin-3-yl)propanoate (CAS: 154369-12-7).⁹¹

(Table 11, Entry 10) Purified by chromatography on silica gel (hexane/ethyl acetate = 85/15). Yield: 69.4 mg, 84%. ¹H NMR (500 MHz, CDCl₃): 8.76 (1H, broad s), 8.72 (1H, broad d, *J* = 5.0 Hz), 7.98 (1H, broad d, *J* = 7.8 Hz), 7.56 (1H, broad dd, *J* = 6.7 Hz, 6.3 Hz), 3.85 (1H, q, *J* = 7.2 Hz), 3.67 (3H, s), 1.54 (3H, d, *J* = 7.2 Hz). ¹³C{¹H} NMR (126 MHz, CDCl₃): 173.3, 148.1, 147.4, 139.7, 138.6, 125.5, 52.6, 42.7, 18.4.

Methyl 4-(1-(benzyloxy)-2-methoxy-2-oxoethyl)benzoate

(Table 12, Entries 1 and 2) Purified by chromatography on silica gel (hexane/ethyl acetate = 85/15). Yield: 143 mg, 91%. ¹H NMR (400 MHz, CDCl₃): 8.04 (2H, d, *J* = 8.4 Hz), 7.55 (2H, d, *J* = 8.2 Hz), 7.35-7.29 (5H, m), 5.00 (1H, s), 4.61 (2H, s), 3.91 (3H, s), 3.71 (3H, s). ¹³C{¹H} NMR (101 MHz, CDCl₃): 170.8, 166.8, 141.3, 136.9, 130.6, 130.1, 128.7, 128.3, 128.3, 127.4, 79.3, 71.7, 52.7, 52.4. Anal. Calc'd for C₁₈H₁₈O₅: C, 68.78; H, 5.77. Found: C, 68.60; H, 5.50.

Methyl 2-(benzyloxy)-2-(4-cyanophenyl)acetate

(Table 12, Entries 3 and 4) Purified by chromatography on silica gel (hexane/ethyl acetate = 85/15). Yield: 118 mg, 84%. ¹H NMR (400 MHz, CDCl₃): 7.67 (2H, d, *J* = 8.0 Hz), 7.59 (2H, d, *J* = 8.0 Hz), 7.37-7.32 (5H, m), 4.99 (1H, s), 4.63 (2H, dd, *J* = 23.4 Hz, 12.0 Hz), 3.73 (3H, s). ¹³C{¹H} NMR (101 MHz, CDCl₃): 170.3, 141.5, 136.5, 132.4, 128.6, 128.3, 128.1, 127.9, 118.5, 112.6, 78.9, 71.8, 52.7. Anal. Calc'd for C₁₇H₁₅NO₃: C, 72.58; H, 5.37; N, 4.98. Found: C, 72.82; H, 5.11; N, 4.77.

Methyl 2-(benzyloxy)-2-(4-methoxyphenyl)acetate (CAS: 835914-69-7).⁹²

(Table 12, Entries 5 and 6) Purified by chromatography on silica gel (hexane/ethyl acetate = 85/15). Yield: 132 mg, 92%. ¹H NMR (400 MHz, CDCl₃, TMS): 7.37 (2H, d, *J* = 8.4 Hz), 7.34-7.28 (5H, m), 6.90 (2H, d, *J* = 9.2 Hz), 4.88 (1H, s), 4.56 (2H, dd, *J* = 21.0 Hz, 12.0 Hz), 3.81 (3H, s), 3.70 (3H, s). ¹³C{¹H} NMR (101 MHz, CDCl₃): 171.7, 160.15, 137.4, 129.0, 128.7, 128.5, 128.3, 128.1, 114.3, 79.2, 71.0, 55.5, 52.5.

Methyl 2-(benzyloxy)-2-(3-fluorophenyl)acetate

(Table 12, Entry 7) Purified by chromatography on silica gel (hexane/ethyl acetate = 85/15). Yield: 107 mg, 78%. ¹H NMR (400 MHz, CDCl₃): 7.36-7.30 (6H, m), 7.25-7.19 (2H, m), 7.04 (1H, dddd, *J* = 8.4 Hz, 8.4 Hz, 2.8 Hz, 0.8 Hz), 4.93 (1H, s), 4.60 (2H, s), 3.72 (3H, s). ¹³C{¹H} NMR (101 MHz, CDCl₃): 172.4, 163.4 (d, *J* = 178.5 Hz), 138.7 (d, *J* = 7.2 Hz), 136.8, 130.2 (d, *J* = 8.1 Hz), 128.6, 128.5, 128.1, 123.0 (d, *J* = 3.8 Hz), 115.7 (d, *J* = 21.4 Hz), 114.3 (d, *J* = 22.4 Hz), 78.9 (d, *J* = 1.9 Hz), 71.4, 52.5. Anal. Calc'd for C₁₆H₁₅FO₃: C, 70.06; H, 5.51. Found: C, 70.31; H, 5.23.

Methyl 2-(benzyloxy)-2-(3-cyanophenyl)acetate

(Table 12, Entry 8) Purified by chromatography on silica gel (hexane/ethyl acetate = 85/15). Yield: 118 mg, 84%. ¹H NMR (400 MHz, CDCl₃): 7.77 (1H, broad s), 7.71 (1H, broad d, *J* = 7.6 Hz), 7.63 (1H, broad d, *J* = 7.6 Hz), 7.50-7.46 (1H, m), 7.37-7.27 (5H, m), 4.96 (1H, s), 4.63 (2H, dd, *J* = 25.6 Hz, 12.0 Hz), 3.74 (3H, s). ¹³C{¹H} NMR (101 MHz, CDCl₃): 170.6, 138.2, 136.6, 132.5, 131.7, 131.1, 129.7, 128.8, 128.6, 128.5, 128.3, 113.1, 78.7, 72.1, 52.9. Anal. Calc'd for C₁₇H₁₅NO₃: C, 72.58; H, 5.37; N, 4.98. Found: C, 72.84; H, 5.49; N, 4.72.

Methyl 2-(benzyloxy)-2-(3-methoxyphenyl)acetate

(Table 12, Entry 9) Purified by chromatography on silica gel (hexane/ethyl acetate = 85/15). Yield: 125 mg, 87%. ¹H NMR (400 MHz, CDCl₃): 7.35-7.25 (6H, m), 7.04-7.02 (2H, broad m), 6.90-6.87 (1H, broad m), 4.91 (1H, s), 4.58 (2H, dd, *J* = 21.2 Hz, 12.0 Hz), 3.80 (3H, s), 3.70 (3H, s). ¹³C{¹H} NMR (101 MHz, CDCl₃): 171.3, 160.1, 137.9, 137.2, 129.9, 128.7, 128.3, 128.2, 120.0, 114.7, 112.7, 79.6, 71.3, 55.5, 52.5. Anal. Calc'd for C₁₇H₁₈O₄: C, 71.31; H, 6.34. Found: C, 71.06; H, 6.59.

3-(4-(tert-Butyl)phenyl)-5-methyldihydrofuran-2(3H)-one (Mixture of cis and trans)

(Table 13, Entry 1) Purified by chromatography on silica gel (hexane/ethyl acetate = 90/10). Yield: 105 mg, 90%. ¹H NMR (500 MHz, CDCl₃): (A) 7.38 (2H, d, *J* = 7.5 Hz), (B) 7.37 (2H, d, *J* = 7.5 Hz), (C) 7.22 (2H, d, *J* = 7.0 Hz), (D) 7.21 (2H, d, *J* = 7.5 Hz), (E) 4.83-4.77 (1H, m), (F) 4.65-4.58 (1H, m), (G) 3.92-3.85 (1H, m), (H) 2.79-2.73 (1H, m), (I) 2.57-2.51 (1H, m), (J) 2.35-2.30 (1H, m), (K) 2.06-1.99 (1H, m), (L) 1.50 (3H, broad d, *J* = 6.5 Hz), (M) 1.46 (3H, broad d, *J* = 6.0 Hz), (N) 1.31 (9H, s). Integrations: 2.0 for overlapped peaks of A and B; 2.0 for overlapped peaks of C and D; 0.47 for E; 0.65 for F; 1.0 for overlapped peaks of G; 0.61 for H; 0.46 for I; 0.47 for J; 0.62 for K; 1.7 for L; 1.3 for M; 9.0 for overlapped peaks of N. cis/trans = 57/43 calculated from H (cis) and J (trans). ¹³C{¹H} NMR (126 MHz, CDCl₃): 177.8, 177.5, 150.9 (two peaks overlap), 134.3, 133.9, 128.1, 127.7, 126.3, 126.2, 75.5, 75.3, 47.7, 45.7, 40.2, 38.4, 34.9 (two peaks overlap), 31.7 (two peaks overlap), 21.5, 21.3. Anal. Calc'd for C₁₅H₂₀O₂: C, 77.55; H, 8.68. Found: C, 77.57; H, 8.83.

3-(4-Methoxyphenyl)-5-methyldihydrofuran-2(3H)-one (CAS: 301854-24-0)⁶⁴ (Mixture of cis and trans)

(Table 13, Entry 2) Purified by chromatography on silica gel (hexane/ethyl acetate = 85/15). Yield: 83.5 mg, 81%. ¹H NMR (500 MHz, CDCl₃): (A) 7.21 (2H, d, *J* = 8.5 Hz), (B) 7.20 (2H, d, *J* = 8.5 Hz), (C) 6.90 (2H, d, *J* = 9.5 Hz), (D) 6.89 (2H, d, *J* = 8.5 Hz), (E) 4.82-4.74 (1H, m), (F) 4.64-4.58 (1H, m), (G) 3.90-3.76 (1H, m), (H) 3.80 (3H, s), (I) 2.78-2.73 (1H, m), (J) 2.54-2.46 (1H, m), (K) 2.35-2.28 (1H, m), (L) 2.02-1.95 (1H, m), (M) 1.50 (3H, d, *J* = 5.5 Hz), (N) 1.46 (3H, d, *J* = 6.5 Hz), (N) 1.31 (9H, s). Integrations: 2.0 for overlapped peaks of A and B; 2.0 for overlapped peaks of C and D; 0.81 for E; 0.33 for F; 1.0 for overlapped peaks of G; 3.0 for overlapped peaks of H; 0.31 for I; 0.82 for J; 0.80 for K; 0.31 for L; 0.72 for M; 1.9 for N. cis/trans = 28/72 calculated from I (cis) and K (trans). ¹³C{¹H} NMR (126 MHz, CDCl₃): 177.8, 177.5, 159.4 (two peaks overlap), 129.5, 129.4, 129.1, 129.0, 114.8, 114.7, 75.4, 75.2, 55.7 (two peaks overlap), 47.4, 45.2, 40.3, 38.4, 21.4, 21.3.

5-Methyl-3-(o-tolyl)dihydrofuran-2(3H)-one (Mixture of cis and trans)

(Table 13, Entry 3) Purified by chromatography on silica gel (hexane/ethyl acetate = 85/15). Yield: 79.9 mg, 84%. ¹H NMR (500 MHz, CDCl₃): (A) 7.22-7.11 (4H, m), (B) 4.83-4.76 (1H, m), (C) 4.68-4.61 (1H, m), (D) 4.12-4.03 (1H, m), (E) 2.79-2.73 (1H, m), (F) 2.39-2.31 (1H, m), (G) 2.35 (3H, s), (H) 3.92-3.85 (1H, m), (H) 1.98-1.90 (1H, m), (I) 1.50 (3H, d, *J* = 6.5 Hz), (J) 1.47 (3H, d, *J* = 6.0 Hz). Integrations: 4.1 for overlapped peaks of A; 0.45 for B; 0.63 for C; 1.1 for overlapped peaks of D; 0.65 for E; 4.0 for overlapped peaks of F and G; 0.64 for H; 1.7 for I; 1.3 for J. cis/trans = 57/43 calculated from I (cis) and J (trans). ¹³C{¹H} NMR (126 MHz, CDCl₃): 178.1, 177.4, 136.8, 136.6, 136.5, 135.8, 131.3, 131.1, 128.1, 128.0, 127.2 (two peaks overlap), 127.1, 127.0, 75.5, 75.4, 45.6, 43.9, 39.6, 38.3, 21.5, 21.4, 20.1, 20.1. Anal. Calc'd for C₁₂H₁₄O₂: C, 75.76; H, 7.42. Found: C, 75.82; H, 7.44.

Methyl 4-(5-methyl-2-oxotetrahydrofuran-3-yl)benzoate (Mixture of cis and trans)

(Table 13, Entry 4) Purified by chromatography on silica gel (hexane/ethyl acetate = 85/15). Yield: 108 mg, 92%. ¹H NMR (400 MHz, CDCl₃): (A) 8.01 (2H, d, *J* = 8.4 Hz), (B) 7.38 (2H, d, *J* = 8.4 Hz), (C) 7.37 (2H, d, *J* = 8.4 Hz), (D) 4.86-4.78 (1H, m), (E) 4.70-4.61 (1H, m), (F) 4.02-3.94 (1H, m), (G) 3.91 (3H, s), (H) 2.84-2.78 (1H, m), (I) 2.59-2.52 (1H, m), (J) 2.43-2.36 (1H, m), (K) 2.08-1.99 (1H, m), (L) 1.51 (3H, d, *J* = 6.0 Hz), (M) 1.48 (3H, d, *J* = 6.4 Hz). Integrations: 2.0 for overlapped peaks of A; 2.0 for overlapped peaks of B and C; 0.34 for D; 0.71 for E; 1.2 for overlapped peaks of F; 2.7 for overlapped peaks of G; 0.71 for H; 0.35 for I; 0.33 for J; 0.73 for K; 2.0 for L; 0.92 for M. cis/trans = 68/32 calculated from H (cis) and J (trans). ¹³C{¹H} NMR (101 MHz, CDCl₃): 176.4, 176.1, 166.7, 166.7, 142.1, 141.6, 130.2, 130.1, 129.5 (two peaks overlap), 128.3, 128.1, 75.2, 75.1, 52.2 (two peaks overlap), 47.6, 45.5, 39.5, 37.6, 20.8, 20.7. Anal. Calc'd for C₁₃H₁₄O₄: C, 66.66; H, 6.02. Found: C, 66.53; H, 6.00.

4-(5-Methyl-2-oxotetrahydrofuran-3-yl)benzointrile (Mixture of cis and trans)

(Table 13, Entry 5) Purified by chromatography on silica gel (hexane/ethyl acetate = 85/15). Yield: 84.5 mg, 84%. ¹H NMR (400 MHz, CDCl₃): (A) 7.67 (2H, d, *J* = 8.8 Hz), (B) 7.44 (2H, d, *J* = 8.0 Hz), (C) 7.43 (2H, d, *J* = 8.4 Hz), (D) 4.87-4.79 (1H, m), (E) 4.72-4.63 (1H, m), (F) 4.03-3.95 (1H, m), (G) 2.86-2.80 (1H, m), (H) 2.60-2.52 (1H, m), (I) 2.45-2.38 (1H, m), (J) 2.07-1.98 (1H, m), (K) 1.53 (3H, d, *J* = 6.4 Hz), (L) 1.50 (3H, d, *J* = 6.4 Hz). Integrations: 2.0 for overlapped peaks of A; 2.0 for overlapped peaks of B and C; 0.44 for D; 0.71 for E; 1.1 for overlapped peaks of F; 0.70 for G; 0.43 for H; 0.41 for I; 0.75 for J; 1.9 for K; 1.0 for L. cis/trans = 63/37 calculated from G (cis) and I (trans). ¹³C{¹H} NMR (101 MHz, CDCl₃): 172.2, 171.9, 143.7 (two peaks overlap), 132.3, 132.2, 131.3, 131.2,

118.6 (two peaks overlap), 112.6 (two peaks overlap), 75.3, 74.7, 50.3, 49.7, 33.6, 32.5, 21.4, 21.2. Anal. Calc'd for C₁₂H₁₁NO₂: C, 71.63; H, 5.51; N, 6.96. Found: C, 71.34; H, 5.46; N, 6.66.

5-Methyl-3-(4-nitrophenyl)dihydrofuran-2(3H)-one (CAS: 301854-31-9)⁶⁴ (Mixture of cis and trans)

(Table 13, Entry 6) Purified by chromatography on silica gel (hexane/ethyl acetate = 85/15). Yield: 85.2 mg, 77%. ¹H NMR (400 MHz, CDCl₃): (A) 8.23 (2H, d, *J* = 8.8 Hz), (B) 7.51 (2H, d, *J* = 8.8 Hz), (C) 7.50 (2H, d, *J* = 8.4 Hz), (D) 4.90-4.82 (1H, m), (E) 4.74-4.64 (1H, m), (F) 4.10-4.01 (1H, m), (G) 2.90-2.83 (1H, m), (H) 2.62-2.56 (1H, m), (I) 2.49-2.42 (1H, m), (J) 2.11-2.02 (1H, m), (K) 1.54 (3H, d, *J* = 6.0 Hz), (L) 1.51 (3H, d, *J* = 6.4 Hz). Integrations: 2.0 for overlapped peaks of A; 1.9 for overlapped peaks of B and C; 0.36 for D; 0.72 for E; 1.0 for overlapped peaks of F; 0.72 for G; 0.37 for H; 0.36 for I; 0.74 for J; 2.1 for K; 0.98 for L. cis/trans = 67/33 calculated from G (cis) and I (trans). ¹³C{¹H} NMR (101 MHz, CDCl₃): 175.7, 175.4, 147.4 (two peaks overlap), 144.1, 143.6, 129.2, 128.8, 124.2, 124.0, 75.3, 75.2, 47.3, 45.1, 39.3, 37.3, 21.0, 20.7.

Supplementary Material

Refer to Web version on PubMed Central for supplementary material.

Acknowledgments

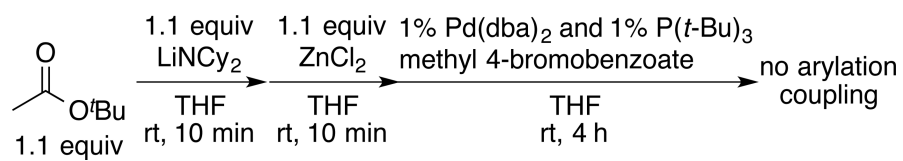
The authors acknowledge the financial support of this work from NIH (GM-58108).

REFERENCES

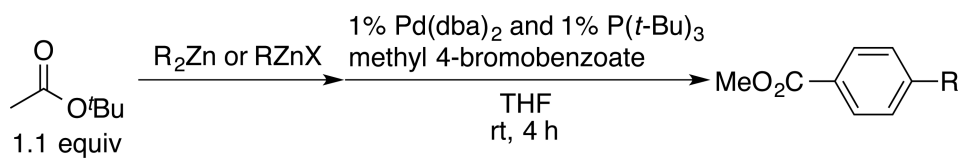
1. Simpson K, Jarvis B. *Drugs*. 2000; 59:21. [PubMed: 10678594]
2. Fraboni A, Fagnoni M, Albin AJ. *Org. Chem*. 2003; 68:4886.
3. Leake WW, Levine RJ. *Am. Chem. Soc.* 1959; 81:1627.
4. Barton DHR, Blazejewski J-C, Charpiot B, Finet J-P, Motherwell WB, Papoula MTB, Stanforth SPJ. *Chem. Soc., Perkin Trans.* 1985; 1:2667.
5. Abramovitch RA, Barton DHR, Finet J-P. *Tetrahedron*. 1988; 44:3039.
6. Elliott GI, Konopelski JP. *Tetrahedron*. 2001; 57:5683.
7. Pinhey JT, Rowe BA. *Tetrahedron Lett.* 1980; 21:965.
8. Kozyrod RP, Pinhey JT. *Tetrahedron Lett.* 1982; 23:5365.
9. Kozyrod PR, Pinhey JT. *Tetrahedron Lett.* 1983; 24:1301.
10. Hiyama T, Inoue M. *Synthesis*. 1986; 1986:689.
11. Cramer Y, Foricher J, Scalone M, Schmid R. *Tetrahedron: Asymmetry*. 1997; 8:3617.
12. Donnelly DMX, Finet J-P, Guiry PJ, Nesbitt K. *Tetrahedron*. 2001; 57:413.
13. Buston JEH, Moloney MG, Parry AVL, Wood P. *Tetrahedron Lett.* 2002; 43:3407.
14. Harrington PJ, Lodewijk E. *Org. Proc. Res. Dev.* 1997; 1:72.
15. Bellina F, Rossi R. *Chem. Rev.* 2010; 110:1082. [PubMed: 19610600]
16. Johansson CCC, Colacot TJ. *Angew. Chem. Int. Ed.* 2010; 49:676.
17. Hamann BC, Hartwig JF. *J. Am. Chem. Soc.* 1997; 119:12382.
18. Palucki M, Buchwald SL. *J. Am. Chem. Soc.* 1997; 119:11108.
19. Satoh T, Kawamura Y, Miura M, Nomura M. *Angewandte Chemie International Edition in English*. 1997; 36:1740.
20. Kawatsura M, Hartwig JF. *J. Am. Chem. Soc.* 1999; 121:1473.
21. Fox JM, Huang X, Chieffi A, Buchwald SL. *J. Am. Chem. Soc.* 2000; 122:1360.
22. Ehrentraut A, Zapf A, Beller M. *Adv. Synth. Catal.* 2002; 344:209.

23. Lee S, Beare NA, Hartwig JF. *J. Am. Chem. Soc.* 2001; 123:8410. [PubMed: 11516296]
24. Moradi WA, Buchwald SL. *J. Am. Chem. Soc.* 2001; 123:7996. [PubMed: 11506555]
25. Jørgensen M, Lee S, Liu X, Wolkowski JP, Hartwig JF. *J. Am. Chem. Soc.* 2002; 124:12557.
26. Hama T, Culkin DA, Hartwig JF. *J. Am. Chem. Soc.* 2006; 128:4976. [PubMed: 16608331]
27. Hama T, Hartwig JF. *Org. Lett.* 2008; 10:1549. [PubMed: 18358039]
28. Hama T, Hartwig JF. *Org. Lett.* 2008; 10:1545. [PubMed: 18358038]
29. Cossy J, de Filippis A, Gomez Pardo D. *Synlett.* 2003; 2003:2171.
30. Cossy J, de Filippis A, Pardo DG. *Org. Lett.* 2003; 5:3037. [PubMed: 12916975]
31. Hama T, Liu X, Culkin DA, Hartwig JF. *J. Am. Chem. Soc.* 2003; 125:11176. [PubMed: 16220921]
32. de Filippis A, Gomez Pardo D, Cossy J. *Synthesis.* 2004; 2004:2930.
33. Terao Y, Fukuoka Y, Satoh T, Miura M, Nomura M. *Tetrahedron Lett.* 2002; 43:101.
34. Martín R, Buchwald SL. *Angew. Chem. Int. Ed.* 2007; 46:7236.
35. Fauvarque JF, Jutand A. *J. Organomet. Chem.* 1977; 132:C17.
36. Fauvarque JF, Jutand A. *J. Organomet. Chem.* 1979; 177:273.
37. Orsini F, Pelizzoni F. *Synth. Commun.* 1987; 17:1389.
38. Orsini F, Pelizzoni F, Vallarino LM. *J. Organomet. Chem.* 1989; 367:375.
39. Bentz E, Moloney MG, Westaway SM. *Tetrahedron Lett.* 2004; 45:7395.
40. Duez S, Bernhardt S, Heppekausen J, Fleming FF, Knochel P. *Org. Lett.* 2011; 13:1690. [PubMed: 21366325]
41. Vilar R, Mingos DMP, Cardin CJ. *J. Chem. Soc., Dalton Trans.* 1996:4313.
42. Proutiere F, Aufiero M, Schoenebeck F. *J. Am. Chem. Soc.* 2012; 134:606. [PubMed: 22132686]
43. Aufiero M, Proutiere F, Schoenebeck F. *Angew. Chem. Int. Ed.* 2012; 51:7226.
44. Mauger CC, Mignani GA. *Aldrichimica Acta.* 2006; 39:17.
45. Surry DS, Buchwald SL. *Chemical Science.* 2011; 2:27. [PubMed: 22432049]
46. We conducted the reaction of [PCy(*t*-Bu)₂]PdBr(Ph) with excess of activated zinc (10 equiv) in toluene for 24 h. During this time, [PCy(*t*-Bu)₂]PdBr(Ph) fully decomposed, and [PCy(*t*-Bu)₂]₂Pd and free PCy(*t*-Bu)₂ were detected by ³¹P NMR spectroscopy.
47. Zhu L, Wehmeyer RM, Rieke RD. *J. Org. Chem.* 1991; 56:1445.
48. Stambuli JP, Incarvito CD, Bühl M, Hartwig JF. *J. Am. Chem. Soc.* 2004; 126:1184. [PubMed: 14746489]
49. Jeon S-J, Li H, García C, LaRochelle LK, Walsh PJ. *J. Org. Chem.* 2005; 70:448. [PubMed: 15651785]
50. Durandetti M, Gosmini C, Périchon J. *Tetrahedron.* 2007; 63:1146.
51. Liu C, He C, Shi W, Chen M, Lei A. *Org. Lett.* 2007; 9:5601. [PubMed: 18052180]
52. Coppola, GM.; Schuster, HF. *alpha-Hydroxy Acids in Enantioselective Synthesis.* Wiley-VCH; Weinheim, Germany: 1997.
53. Davis FA, Chen BC. *Chemical Reviews.* 1992; 92:919.
54. Adam W, Fell RT, Stegmann VR, Saha-Moeller CR. *Journal of the American Chemical Society.* 1998; 120:708.
55. Zhu Y, Tu Y, Yu H, Shi Y. *Tetrahedron Letters.* 1998; 39:7819.
56. Zhu Y, Shu L, Tu Y, Shi Y. *Journal of Organic Chemistry.* 2001; 66:1818. [PubMed: 11262133]
57. Diez E, Dixon DJ, Ley SV. *Angew. Chem. Int. Ed.* 2001; 40:2906.
58. Yu H, Ballard CE, Boyle PD, Wang B. *Tetrahedron.* 2002; 58:7663.
59. Nagase R, Oguni Y, Misaki T, Tanabe Y. *Synthesis.* 2006:3915.
60. Maier TC, Fu GC. *J. Am. Chem. Soc.* 2006; 128:4594. [PubMed: 16594695]
61. Liu X, Hartwig JF. *J. Am. Chem. Soc.* 2004; 126:5182. [PubMed: 15099101]
62. Weber V, Rubat C, Duroux E, Lartigue C, Madesclaire M, Coudert P. *Bioorg. Med. Chem.* 2005; 13:4552. [PubMed: 15908218]

63. Pour M, Špulák M, Bašánek V, Kuneš J, Buchta V. r. Waisser K. *Bioorg. Med. Chem. Lett.* 2000; 10:1893. [PubMed: 10969993]
64. Pour M, Špulák M, Bašánek V, Kuneš J, Kubanová P, Buchta V. r. *Bioorg. Med. Chem.* 2003; 11:2843. [PubMed: 12788357]
65. Spielvogel DJ, Buchwald SL. *J. Am. Chem. Soc.* 2002; 124:3500. [PubMed: 11929227]
66. During the preparation of this manuscript, Zhou's group reported a palladium-catalyzed enantioselective arylation of the silyl enolates of lactones to form a tertiary carbon stereocenter: *Angew. Chem. Int. Ed.* 2013; 52:5807.
67. Vaughan WR, Bernstein SC, Lorber ME. *J. Org. Chem.* 1965; 30:1790.
68. Biscoe MR, Buchwald SL. *Org. Lett.* 2009; 11:1773. [PubMed: 19296693]
69. Makosza M, Winiarski JJ. *Org. Chem.* 1984; 49:1494.
70. Mudryk B, Makosza M. *Synthesis.* 1988; 1988:1007.
71. Bhawal BM, Khanpure SP, Biehl ER. *Synthesis.* 1991; 1991:112.
72. Vasudevan, J.; Johnson, AT.; Huang, D.; Wang, L.; Chandraratna, RA. PCT Int. Appl. Allergan Sales, Inc.; USA). *Wo:* 2002. p. 269
73. Nussbaumer P, Bilban M. *J. Org. Chem.* 2000; 65:7660. [PubMed: 11076631]
74. Dowell RI, Springer CJ, Davies DH, Hadley EM, Burke PJ, Boyle FT, Melton RG, Connors TA, Blakey DC, Mauger AB. *J. Med. Chem.* 1996; 39:1100. [PubMed: 8676345]
75. Yokohama, S.; Kawagoe, K.; Takeda, Y.; Yokomizo, Y.; Yokomizo, A. *Jpn. Kokai Tokkyo Koho. Daiichi Seiyaku Co., Ltd.; Japan).* *Jp:* 1997. p. 9
76. van Leeuwen M, McKillop AJ. *Chem. Soc., Perkin Trans.* 1993; 1:2433.
77. Sammes MP, Lee CM, Katritzky ARJ. *Chem. Soc., Perkin Trans.* 1981; 1:2476.
78. Challenger, S.; Cook, AS.; Gillmore, AT.; Middleton, DS.; Pryde, DC.; Stobie, A. PCT Int. Appl. Pfizer Limited; Pfizer Inc.; UK: *Wo:* 2002. p. 130
79. Pearson AJ, Paramahamsan H, Dudones JD. *Org. Lett.* 2004; 6:2121. [PubMed: 15200300]
80. Huang Z, Liu Z, Zhou JJ. *Am. Chem. Soc.* 2011; 133:15882.
81. Inoue, Y.; Fujii, N.; Gyoten, M.; Matsumoto, T. PCT Int. Appl. Takeda Chemical Industries, Ltd.; Japan). *Wo:* 2004. p. 272
82. Elix J, Ferguson B. *Aust. J. Chem.* 1973; 26:1079.
83. Agnelli F, Sulikowski GA. *Tetrahedron Lett.* 1998; 39:8807.
84. Jackson W, Rae I, Wong M. *Aust. J. Chem.* 1986; 39:303.
85. Klingshirn MA, Rogers RD, Shaughnessy KH. *J. Organomet. Chem.* 2005; 690:3620.
86. Lee CW, Alper H. *J. Org. Chem.* 1995; 60:250.
87. Matsumoto T, Imai S, Miuchi S, Sugibayashi H. *Bull. Chem. Soc. Jpn.* 1985; 58:340.
88. Miyamoto K, Tsuchiya S, Ohta H. *J. Fluorine Chem.* 1992; 59:225.
89. Durandetti M, Nédélec J-Y, Périchon J. *J. Org. Chem.* 1996; 61:1748. [PubMed: 11667045]
90. Hino K, Nakamura H, Nagai Y, Uno H, Nishimura H. *J. Med. Chem.* 1983; 26:222. [PubMed: 6827540]
91. Sakamoto T, Kondo Y, Masumoto K, Yamanaka H. *Heterocycles.* 1993:36.
92. Lu C-D, Liu H, Chen Z-Y, Hu W-H, Mi A-Q. *Org. Lett.* 2004; 7:83. [PubMed: 15624983]



Scheme 1.



Scheme 2.

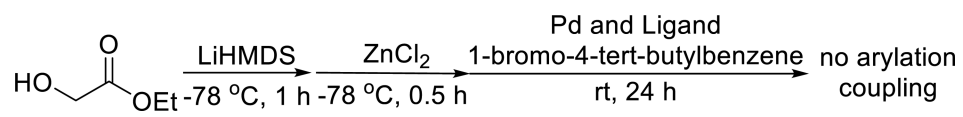
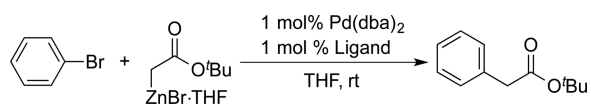
**Scheme 3.**

Table 1

Effect of Ligands on the Pd-Catalyzed α -Arylation of the Isolated Zinc Enolate of *tert*-Butyl Acetate.^a

entry	Ligand	GC Yield	entry	Ligand	GC Yield
1	$\{[P(t\text{-Bu})_3]PdBr\}_2$	100%	9	SIPr	21%
2	$P(t\text{-Bu})_3$	100%	10	PR(<i>t</i> -Bu) R = Ad	45%
3	PCy_3	0%	11	Ph	25%
4	$Cy_2P(t\text{-Bu})$	6%	12	Mes	7%
5	$CyP(t\text{-Bu})_2$	36%			
6	$AdP(t\text{-Bu})_2$	68%	13	PR' ₂ R' = Ad Ar = Ph	75%
7	Q-Phos	100%	14	Cy Ph	51%
8	SIPr-HBF ₄	12%	15	Cy Mes	64%

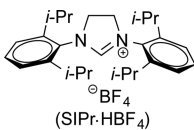
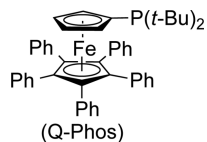
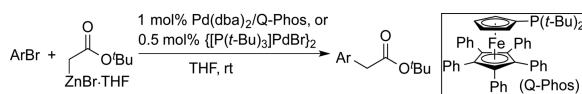
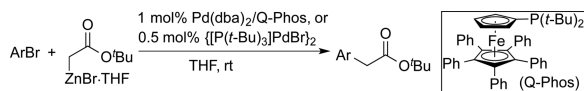
^b Yields were determined by GC with dodecane as an internal standard.^a Conditions: 1.1 equiv of enolate, 1 equiv of aryl bromide in THF (2 mL), 4 h at room temperature.

Table 2

Pd-Catalyzed α -Arylation of the Isolated Zinc Enolate of *tert*-Butyl Acetate.^a

Entry	ArBr	Cond ^a	Yield ^h	Entry	ArBr	Cond ^a	Yield ^h
1		A	94%	16	4-CO ₂ Me	A	90%
				17		B	90%
2		A	71%	18	4-CO ₂ Et	A	86%
				19		B	84%
3		A ^f	86%	20	3-CO ₂ <i>t</i> -Bu	A	76%
4		B ^f	88%	21	4-CN	A	90%
5		A ^f	77%	22	3-CN	A	90%
				6		B ^f	56%
7		B ^b	67%	24		B	84%
8		B ^c	95%	25	4-NO ₂	A	96%
				26		A	87%
9		A	86%	27	4-OH	B ^d	88%
10		A	84%	28		B ^e	91%
				29	3-OH	B ^e	82%
11		A	83%	30	2-OH	B ^e	83%
				31	4-NH ₂	B ^{d,f}	92%
				32		B ^{e,g}	85%



Entry	ArBr	Cond ^a	Yield ^h	Entry	ArBr	Cond ^a	Yield ^h
12		A	91%	33	3-NH ₂	B ^{e,f}	83%
13		A ^c	72%	34	3-Br	A ^b	90%
14		B ^c	67%	35		B ^b	80%
15		A	94%	36	4-Br	A ^b	79%
						B ^b	66%

^a Conditions: Zinc enolate of tert-Butyl acetate (0.550 mmol), aryl bromide (0.500 mmol) in THF at room temperature, reaction time: 4 h; (A) 1 mol % Pd(dba)₂, 1 mol % Q-phos; (B) 0.5 mol % {[P(t-Bu)₃]PdBr}₂.

^b 70 °C.

^c Twice catalyst loadings.

^d 2 equiv of enolate.

^e 1.05 equiv of KH, 1.1 equiv of enolate.

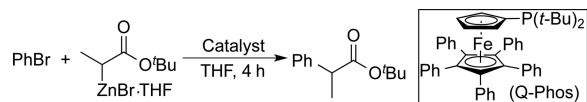
^f Reaction time: 12 h.

^g Reaction time: 24 h.

^h Average yield for two runs.

Table 3

Identification of Conditions for Pd-catalyzed α -Arylation of the Isolated Zinc Enolate of *tert*-Butyl Propionate.^a

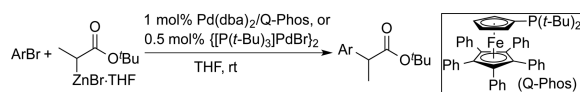


Entry	Catalyst	Enolate	Temperature	Yield ^b
1	1 mol% Pd(dba) ₂ /P(<i>t</i> -Bu) ₃	1.1 equiv	rt	60%
2	1 mol% Pd(dba) ₂ /P(<i>t</i> -Bu) ₃	1.1 equiv	70 °C	45%
3	1 mol% Pd(dba) ₂ /P(<i>t</i> -Bu) ₃	5 equiv	70 °C	100%
4	1 mol% Pd(dba) ₂ /Q-phos	1.1 equiv	rt	100%
5	0.5 mol% {[P(<i>t</i> -Bu) ₃]PdBr} ₂	1.1 equiv	rt	100%

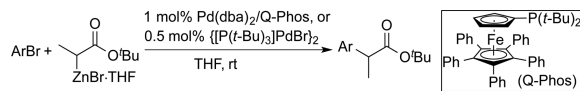
^aConditions: Aryl bromide (0.500 mmol), Pd(dba)₂ (5.00 μmol) and P(*t*-Bu)₃ or Q-Phos (5.00 μmol), {[P(*t*-Bu)₃]PdBr}₂ (0.250 μmol), THF (2 mL), 4 h.

^bYields were determined by GC with dodecane as internal standard.

Table 4

Pd-Catalyzed α -Arylation of the Isolated Reformatsky Reagent of *tert*-Butyl Acetate.^a

Entry	ArBr	Cond ^a	Yield ^h	Entry	ArBr	Cond ^a	Yield ^h	
1		A	88%	12		R' = Me	A	87%
2		B	83%	13			B	81%
3		A ^f	86%	14		R' = Et	A	88%
4		B ^f	79%	15			B	84%
5		A ^f	69%	16		4-CN	A	83%
6		B ^f	61%	17		3-CN	A	80%
7		B ^b	91%	18		2-CN	A ^c	85%
8		A	91%	19		4-NO ₂	A	88%
9		A	81%	20		2-NO ₂	A	81%
10		A	90%	21		4-OH	B ^d	92%
				22			B ^e	95%
				23		3-OH	B ^e	87%
				24		4-NH ₂	B ^{d,f}	70%
				25			B ^{e,g}	66%



Entry	ArBr	Cond ^a	Yield ^h	Entry	ArBr	Cond ^a	Yield ^h
11		B ^c	67%	26	3-NH ₂	B ^{e,f}	74%
				27		A ^b	90%
				28		B ^b	80%

^aConditions: Zinc enolate of *tert*-butyl acetate (0.550 mmol), aryl bromide (0.500 mmol) in THF at room temperature, reaction time: 4 h; (A) 1 mol % Pd(dba)₂, 1 mol % Q-phos; (B) 0.5 mol % {[P(*t*-Bu)₃]PdBr}₂.

^b70 °C.

^cTwice catalyst loadings.

^d2 equiv of enolate.

^e1.05 equiv of KH, 1.1 equiv of enolate.

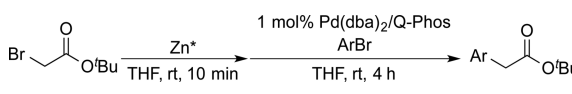
^fReaction time: 12 h.

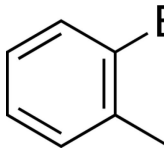
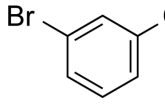
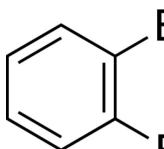
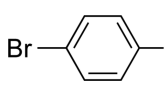
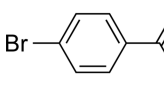
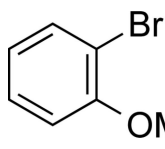
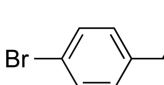
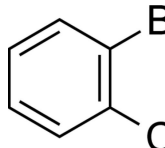
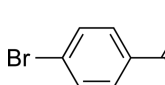
^gReaction time: 24 h.

^hAverage yield for two runs..

Table 5

Pd-Catalyzed α -Arylation of the Reformatsky Reagent Generated in situ from *tert*-Butyl Bromoacetate.^a

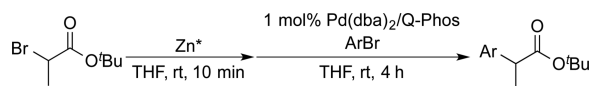


Entry	ArBr	Yield ^b	Entry	ArBr	Yield ^b
1		88%	5		95%
2		98%	6		97%
3		92%	7		83%
4		98%	8		90%
			9		93%

^aConditions: *tert*-butyl bromoacetate (0.550 mmol), activated Zinc (0.750 mmol), aryl bromide (0.500 mmol), Pd(dba)₂ (5.00 μmol), Q-Phos (5.00 μmol), THF (2 mL), room temperature, 4 h.

^bAverage yield for two runs.

Table 6

Pd-Catalyzed α -Arylation of the Reformatsky Reagent Generated in situ from *tert*-Butyl 2-Bromopropionate.^a

Entry	ArBr	Yield ^b	Entry	ArBr	Yield ^b
1		88%	4		86%
2		98%	5		85%
3		92%			

^aConditions: *tert*-Butyl 2-Bromopropionate (0.550 mmol), activated Zinc (0.750 mmol), aryl bromide (0.500 mmol), Pd(dba)₂ (5.00 μmol), Q-Phos (5.00 μmol), THF (2 mL), room temperature, 4 h.

^bAverage yield for two runs.

Table 7

Pd-Catalyzed α -Arylation of the Zinc Enolate Generated in situ from Methyl α -Bromoisobutyrate.^a

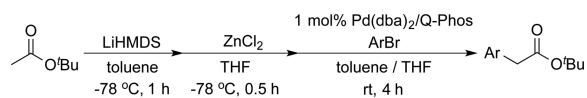
Entry	ArBr	Yield ^b	Entry	ArBr	Yield ^b
1		88%	3		95%
2		98%	4		97%

^a Conditions: Methyl α -Bromoisobutyrate (0.550 mmol), activated Zinc (0.750 mmol), aryl bromide (0.500 mmol), $\{[P(t-Bu)_3]PdBr\}_2$ (12.5 μ mol), THF (2 mL), room temperature, 4 h.

^b Average yield for two runs.

Table 8

Pd-Catalyzed α -Arylation of the Zinc Enolate Generated in situ by Quenching Lithium Enolate of *tert*-Butyl Acetate with ZnCl_2 .^a



Entry	ArBr	Yield ^c	Entry	ArBr	Yield ^c
1		95%	6		91%
2		96%	7		92%
3		95%	8		89%
4		92%	9		94%
5		92%	10		90% ^b

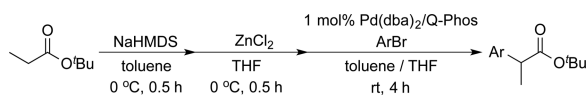
^aStandard conditions: *tert*-Butyl acetate (0.550 mmol), LiHMDS (0.550 mmol), ZnCl_2 (1.10 mmol), aryl bromide (0.500 mmol), $\text{Pd}(\text{dba})_2$ (5.00 μmol), Q-Phos (5.00 μmol), in mixed solvent of THF (30%) and toluene (70%), Room temperature, 4 h.

^b at 70 °C.

^c Average yield for two runs.

Table 9

Pd-Catalyzed α -Arylation of the Zinc Enolate Generated in situ by Quenching Sodium Enolate of *tert*-Butyl Propionate with ZnCl_2 .^a



Entry	ArBr	Yield ^b	Entry	ArBr	Yield ^b
1		94%	7		87%
2		84%	8		74% ^{de}
3		86%	9		92% ^c
4		88%	10		82%
5		89%	11		90% ^f
6		89%			

^aStandard conditions: 1.1 equiv of ester, 1.3 equiv of base, 2.6 equiv of zinc chloride, 1 equiv of aryl bromide (0.5 mmol), 1 mol % $\text{Pd}(\text{dba})_2$, 1 mol % Q-phos in mixed solvent of toluene and THF at room temperature.

^bAverage yield for two runs.

^c2 mol % $\text{Pd}(\text{dba})_2$ and 2 mol % Q-phos.

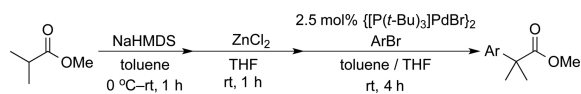
^d4 mol % $\text{Pd}(\text{dba})_2$ and 4 mol % Q-phos.

^eIsolated by distillation (one isolation).

$f_{70}^{\circ\text{C}}$.

Table 10

Pd-Catalyzed α -Arylation of the Zinc Enolate Generated in situ by Quenching the Sodium Enolate of Methyl Isobutyrate with ZnCl_2 .^a



Entry	ArBr	Yield ^b	Entry	ArBr	Yield ^b
1		93%	5		92%
2		84%	6		87%
3		90%	7		90% ^c
4		89%	8		91% ^c

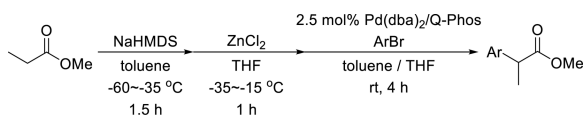
^aStandard conditions: 1.5 equiv of ester, 1.7 equiv of base, 3.4 equiv of zinc chloride, 1 equiv of aryl bromide (0.5 mmol), 2.5 mol % $[\text{P}(t\text{-Bu})_3\text{PdBr}]_2$ in mixed solvent of toluene and THF at room temperature.

^bAverage yield for two runs.

^c70 °C.

Table 11

Pd-Catalyzed α -Arylation of the Zinc Enolate Generated in situ by Quenching the Sodium Enolate of Methyl Propionate with ZnCl_2 .^a



Entry	ArBr	Yield ^b	Entry	ArBr	Yield ^b
1		86%	6		91%
2		84%	7		80%
3		87%	8		73%
4		91%	9		90%
5		83%	10		84% ^c

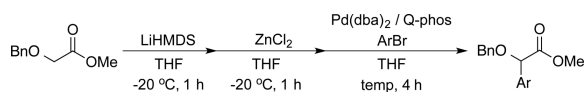
^aStandard conditions: 1.5 equiv of ester, 1.7 equiv of NaHMDS, 3.4 equiv of zinc chloride, 1 equiv of aryl bromide (0.5 mmol), 2.5 mol % Pd(dba)₂, 2.5 mol % Q-phos, in mixed solvent of toluene and THF, 4 h at room temperature.

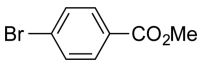
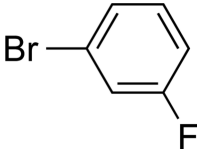
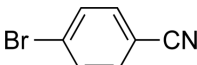
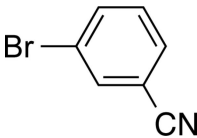
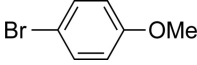
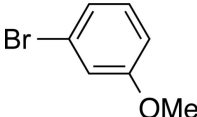
^bAverage yield for two runs.

^cPerformed at 70 °C.

Table 12

Pd-Catalyzed α -Arylation of the Zinc Enolate Generated in situ by Quenching the Lithium Enolate of Methyl 2-Benzyloxyacetate with ZnCl_2 .^a



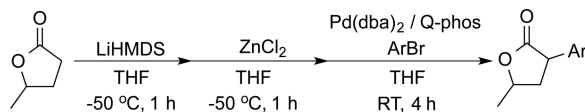
Entry	ArBr	Conditions	Yield ^b	Entry	ArBr	Conditions	Yield ^b
1		A	77%			B	
2		B	91%	7			78%
3		A	81%			B	84%
4		B	84%	8			
5		A	86%			B	
6		B	92%	9			87%

^aStandard conditions: (A) 1.3 equiv of ester, 1.5 equiv of LiHMDS, 3 equiv of zinc chloride, 1 equiv of aryl bromide (0.5 mmol), 3 mol% $\text{Pd}(\text{dba})_2$, 4.5 mol% Q-phos, in THF, 4 h at room temperature; (B) 1.5 equiv of ester, 1.7 equiv of LiHMDS, 3.4 equiv of zinc chloride, 1 equiv of aryl bromide (0.5 mmol), 1 mol% $\text{Pd}(\text{dba})_2$, 1.5 mol% Q-phos, in THF, 4 h at 40 °C.

^bAverage yield for two runs.

Table 13

Pd-Catalyzed α -Arylation of the Zinc Enolate Generated in situ by Quenching the Lithium Enolate of Valerolactone with ZnCl_2 .^a



Entry	ArBr	Yield	cis/trans	Entry	ArBr	Yield	cis/trans
1		90%	57/43	4		92%	68/32
2		81%	57/43	5		84%	63/37
3		84%	28/72	6		77%	67/33

^aStandard conditions: 1.5 equiv of ester, 1.7 equiv of LiHMDS, 3.4 equiv of zinc chloride, 1 equiv of aryl bromide (0.5 mmol), 1 mol% $\text{Pd}(\text{dba})_2$, 1.5 mol% Q-phos, in mixed solvent of toluene and THF, 4 h at room temperature. Ratio of isomers was determined from ^1H NMR integrated ratio.