

Lawrence Berkeley National Laboratory

Recent Work

Title

UNITARITY CONSTRAINTS ON $a + b > 1 + 2 + 3$

Permalink

<https://escholarship.org/uc/item/4612p5p1>

Authors

Goradia, Y.
LasinsldL, T.A.

Publication Date

1975-06-01

UNITARITY CONSTRAINTS ON $a + b \rightarrow 1 + 2 + 3$


Y. Goradia and T. A. Lasinski

June 1975

Prepared for the U. S. Energy Research and
Development Administration under Contract W-7405-ENG-48

For Reference

Not to be taken from this room



DISCLAIMER

This document was prepared as an account of work sponsored by the United States Government. While this document is believed to contain correct information, neither the United States Government nor any agency thereof, nor the Regents of the University of California, nor any of their employees, makes any warranty, express or implied, or assumes any legal responsibility for the accuracy, completeness, or usefulness of any information, apparatus, product, or process disclosed, or represents that its use would not infringe privately owned rights. Reference herein to any specific commercial product, process, or service by its trade name, trademark, manufacturer, or otherwise, does not necessarily constitute or imply its endorsement, recommendation, or favoring by the United States Government or any agency thereof, or the Regents of the University of California. The views and opinions of authors expressed herein do not necessarily state or reflect those of the United States Government or any agency thereof or the Regents of the University of California.

UNITARITY CONSTRAINTS ON $a + b \rightarrow 1 + 2 + 3^*$ Y. Goradia and T. A. Lasinski[†]Lawrence Berkeley Laboratory
University of California
Berkeley, California 94720

ABSTRACT

The isobar model for $a + b \rightarrow 1 + 2 + 3$ is reexamined in light of the requirements of subenergy unitarity. Discontinuities of the amplitude across the subenergy variables are removed and a unitarized version of the isobar amplitude is presented. We make a comparison of the amplitudes with and without the unitarity corrections and suggest a ratio test to check the validity of the isobar model.

I. INTRODUCTION

In recent years there has been considerable interest in doing partial wave analysis of the reactions of the type $a + b \rightarrow 1 + 2 + 3$. In analyzing such a process, one finds it convenient to assume that the reaction proceeds through an intermediate state dominated by a two-particle resonance or an isobar which ultimately breaks up into its constituents in the final state. Now, it may happen that many such isobars are likely to be present in the intermediate state. In such a case, it has been customary to simply add the various amplitudes corresponding to different isobars to obtain the total amplitude. This is the so-called isobar model which has been widely employed in such reactions as $\pi N \rightarrow \pi \pi N$.^{1,2,3} This simple scheme, however, is only an approximation and has been criticized lately on grounds that it does not satisfy unitarity.⁴

In the present paper, we outline the isobar model, state the various assumptions that go into it, derive the necessary unitarity constraints to modify it and suggest some tests to check its validity. In doing so, we shall confine ourselves to considerations of normal thresholds in subenergy variables only. Our aim is to carry the formal results to a stage where numerical estimates can be easily made. For this reason, we shall present all the necessary details for performing such estimates as we develop the formalism.

In Section II we introduce the necessary representations in the Hilbert space of two- and three-particle systems. Then in Section III we discuss the isobar model as currently practiced. Next, in Section IV we develop the unitarity constraints and write down the new version of the amplitude. In Section V we deal with the comparison of the isobar

amplitude and the unitarized amplitude. Finally, in Section VI we offer our concluding remarks.

II. REPRESENTATIONS

We consider particles with spin and use relativistically invariant normalization of states.

A. Two Particles

Quite generally, in an arbitrary reference frame, the plane wave states are normalized as

$$\langle \vec{p}'_a \vec{p}'_b; \mu'_a \mu'_b | \vec{p}_a \vec{p}_b; \mu_a \mu_b \rangle = 2E_a 2E_b \delta(\vec{p}'_a - \vec{p}_a) \delta(\vec{p}'_b - \vec{p}_b) \delta_{\mu'_a \mu_a} \delta_{\mu'_b \mu_b} \quad (\text{II-1})$$

Here μ_i denotes the z-component of spin σ_i which we shall suppress. Going over to the angular momentum representation, the states of total momentum \vec{P} , energy E , angular momentum J and its z-component M have the following normalization.

$$\langle \vec{P} E' J' M' \ell' \sigma' | \vec{P} E J M \ell \sigma \rangle = \frac{4\sqrt{s}}{q} \delta(\vec{P}' - \vec{P}) \delta(E' - E) \delta_{J' J} \delta_{M' M} \delta_{\ell' \ell} \delta_{\sigma' \sigma} \quad (\text{II-2})$$

where the center of mass (c.m.) momentum and energy are denoted by q and \sqrt{s} , respectively. The total spin σ and the relative angular momentum ℓ in the c.m. are coupled in the usual manner.

$$\begin{aligned} \vec{\sigma} &= \vec{\sigma}_a + \vec{\sigma}_b \\ \vec{J} &= \vec{\ell} + \vec{\sigma} \end{aligned} \quad (\text{II-3})$$

B. Three Particles

The normalization of plane wave states in an arbitrary reference frame is given by

$$\langle \vec{p}'_{\alpha} \vec{p}'_{\beta} \vec{p}'_{\gamma}; \mu'_{\alpha} \mu'_{\beta} \mu'_{\gamma} | \vec{p}_{\alpha} \vec{p}_{\beta} \vec{p}_{\gamma}; \mu_{\alpha} \mu_{\beta} \mu_{\gamma} \rangle = 2E_{\alpha} \delta(\vec{p}'_{\alpha} - \vec{p}_{\alpha}) \dots 2E_{\gamma} \delta(\vec{p}'_{\gamma} - \vec{p}_{\gamma}) \delta_{\mu'_{\alpha} \mu_{\alpha}} \dots \delta_{\mu'_{\gamma} \mu_{\gamma}} \quad (\text{II-4})$$

In contrast to the case of two particles, a three-particle system has three linearly independent angular momentum representations. We may couple particles β and γ and obtain a state given in (II-2). In particular, we may construct this state in the overall center of mass system (o.c.m.) so that $\vec{P}_{\beta\gamma} = -\vec{Q}_{\alpha}$ where \vec{Q}_{α} is the momentum of α in the o.c.m. This state, in fact, can be regarded as representing a "particle $\beta\gamma$ " which can then be coupled to α , again using the prescription (II-2). Finally, the state thus realized in the o.c.m. can be given a Lorentz boost. We shall indicate the dynamical variables of this state by superscript α . It is normalized as

$$\begin{aligned} & \langle \vec{p}'^{\alpha} E^{\alpha} J^{\alpha} M^{\alpha} L^{\alpha} \Sigma^{\alpha} j^{\alpha} \ell^{\alpha} \sigma^{\alpha} s^{\alpha} | \vec{p}^{\alpha} E^{\alpha} J^{\alpha} M^{\alpha} L^{\alpha} \Sigma^{\alpha} j^{\alpha} \ell^{\alpha} \sigma^{\alpha} s^{\alpha} \rangle \\ &= \frac{4W^{\alpha}}{Q^{\alpha}} \cdot \frac{4\sqrt{s^{\alpha}}}{q^{\alpha}} \delta(\vec{p}'^{\alpha} - \vec{p}^{\alpha}) \delta(E^{\alpha'} - E^{\alpha}) \delta_{J^{\alpha'} J^{\alpha}} \dots \delta_{\sigma^{\alpha'} \sigma^{\alpha}} \delta(s^{\alpha'} - s^{\alpha}) \end{aligned} \quad (\text{II-5})$$

In the above, s^{α} and q^{α} for the β, γ pair have the same meaning as defined earlier. W^{α} is the total energy of the entire system in the o.c.m. The meaning of various angular momenta will be clear from the following coupling scheme which is an extension of (II-3).

$$\left. \begin{aligned} \vec{\sigma}^{\alpha} &= \vec{\sigma}_{\beta} + \vec{\sigma}_{\gamma} \\ \vec{j}^{\alpha} &= \ell^{\alpha} + \vec{\sigma}^{\alpha} \\ \vec{\Sigma}^{\alpha} &= \vec{j}^{\alpha} + \vec{\sigma}^{\alpha} \\ \vec{J}^{\alpha} &= \vec{L}^{\alpha} + \vec{\Sigma}^{\alpha} \end{aligned} \right\} \quad (\text{II-6})$$

For further details of this canonical representation we refer the reader to refs. 8, 9 or 10.

C. Transformation Functions

The states introduced so far describe the two- and three-particle systems in an arbitrary frame. Since relativistic normalization is used, the final result will not depend on the choice of the frame which we shall now take as the o.c.m., omitting the label $\vec{P} = 0$ from the states.

The states defined by (II-1) and (II-2) are connected by a transformation function which is given by

$$\langle \vec{p}_a \vec{p}_b; \mu_a \mu_b | W J M \ell \sigma \rangle = \frac{4W}{q} C(\sigma_a \sigma_b \sigma; \mu_a \mu_b) C(\ell \sigma J; M - (\mu_a + \mu_b), \mu_a + \mu_b) \times \\ Y_{\ell, M - (\mu_a + \mu_b)}^{(\omega)} \delta(\vec{p}_a + \vec{p}_b) \delta(W - (E_a + E_b)) \quad (II-7)$$

where $\omega \equiv (\theta, \phi)$ are the spherical coordinates in the c.m. with arbitrary orientation of the axes. Similarly, the connection between (II-4) and (II-5) is given by

$$\langle \vec{p}_\alpha \vec{p}_\beta \vec{p}_\gamma; \mu_\alpha \mu_\beta \mu_\gamma | W^\alpha J^\alpha M^\alpha L^\alpha \Sigma^\alpha j^\alpha \ell^\alpha \sigma^\alpha s^\alpha \rangle = \frac{4W^\alpha}{Q^\alpha} \cdot \frac{4\sqrt{s^\alpha}}{q^\alpha} \sum_{m^\alpha, \nu_\beta, \nu_\gamma} C(\sigma_\beta \sigma_\gamma \bar{\sigma}^\alpha; \nu_\beta \nu_\gamma) \times \\ \times C(\ell^\alpha \bar{\sigma}^\alpha j^\alpha; m^\alpha - (\nu_\beta + \nu_\gamma), \nu_\beta + \nu_\gamma) C(j^\alpha \sigma_\alpha \Sigma^\alpha; m^\alpha, \mu_\alpha) C(L^\alpha \Sigma^\alpha J^\alpha; M^\alpha - (m^\alpha + \mu_\alpha), m^\alpha + \mu_\alpha) \times \\ \times Y_{\ell^\alpha, m^\alpha - (\nu_\beta + \nu_\gamma)}^{(\omega^\alpha)} Y_{L^\alpha, M^\alpha - (m^\alpha + \mu_\alpha)}^{(\Omega^\alpha)} D_{\mu_\beta \nu_\beta}^{\sigma_\beta}(\xi_\beta^\alpha) D_{\mu_\gamma \nu_\gamma}^{\sigma_\gamma}(\xi_\gamma^\alpha) \delta(\vec{p}_\alpha + \vec{p}_\beta + \vec{p}_\gamma) \times \\ \times \delta(W^\alpha - (E_\alpha + E_\beta + E_\gamma)) \delta(s^\alpha - (p_\beta + p_\gamma)^2) \quad (II-8)$$

where $\omega^\alpha \equiv (\theta^\alpha, \phi^\alpha)$ and $\Omega^\alpha \equiv (\Theta^\alpha, \Phi^\alpha)$ are the spherical coordinates in the c.m. of $\beta\gamma$ and the o.c.m. respectively (see Fig. 1). The presence of the

D-functions is due to the fact that the spins undergo Lorentz rotation. Later we shall give explicit formulas for their arguments.

D. Recoupling Coefficients

At this point, it is convenient to introduce our choice of the coordinate axes in the o.c.m. For the $|\alpha\rangle$ representation, we take the z-axis in the opposite direction to \vec{Q}_α , the x-axis toward β and orthogonal to z-axis and y-axis out of the paper so that Oxyz forms a right-handed system (see Fig. 2). Similar choices are made for the $|\beta\rangle$ and $|\gamma\rangle$ representations by cyclic permutations of α, β, γ .

The three representations $|\alpha\rangle, |\beta\rangle, |\gamma\rangle$ for the three-particle system are equivalent in the sense that they are connected by unitary transformations. Indeed, it is this transformation function that plays an important role in the partial wave analysis of a three-body final state process and also in its unitarity calculations. For helicity representations, this recoupling coefficient has been given by Wick.¹¹ Calculations for the canonical case proceed along similar lines. Here we only give the final result referring the interested reader to ref. 10 for details. The recoupling coefficient between the $|\alpha\rangle$ and $|\gamma\rangle$ representations is given by

$$\begin{aligned} & \langle W^{J_\alpha M_\alpha L_\alpha \Sigma_\alpha j_\alpha \ell_\alpha \sigma_\alpha s_\alpha} | W^{J_\gamma M_\gamma L_\gamma \Sigma_\gamma j_\gamma \ell_\gamma \sigma_\gamma s_\gamma} \rangle \\ &= \delta(W^\alpha - W^\gamma) \delta_{J_\alpha J_\gamma} \delta_{M_\alpha M_\gamma} \left(\frac{\pi}{2J_\alpha + 1} \right) \sqrt{(2L_\alpha + 1)(2L_\gamma + 1)} \left(\frac{16\sqrt{s_\alpha s_\gamma}}{q_\alpha q_\gamma Q_\alpha Q_\gamma} \right) \times \\ & \sum_{\mu_\alpha \mu_\beta \mu_\gamma m_\gamma} \left\{ C(\sigma_\beta \sigma_\gamma \bar{\sigma}^\alpha; \mu_\beta \mu_\gamma) C(\ell_\alpha \bar{\sigma}^\alpha j_\alpha; m_\alpha, \mu_\beta + \mu_\gamma) C(j_\alpha \sigma_\alpha \Sigma_\alpha; m_\alpha + \mu_\beta + \mu_\gamma, \mu_\alpha) \right. \\ & \times C(L_\alpha \Sigma_\alpha J_\alpha; 0, \Lambda^\alpha) \cdot C(\sigma_\alpha \sigma_\beta \bar{\sigma}^\gamma; \mu_\alpha \mu_\beta) C(\ell_\gamma \bar{\sigma}^\gamma j_\gamma; m_\gamma, \mu_\alpha + \mu_\beta) \times \\ & \left. \times C(j_\gamma \sigma_\gamma \Sigma_\gamma; m_\gamma + \mu_\alpha + \mu_\beta, \mu_\gamma) C(L_\gamma \Sigma_\gamma J_\gamma; 0, \Lambda^\gamma) \cdot d_{\Lambda^\alpha \Lambda^\gamma}^{J_\alpha}(\chi^\beta) \right\} \times \end{aligned}$$

$$\begin{aligned}
 & \times d_{\mu'_\alpha \mu_\alpha}^{\sigma_\alpha}(\chi^\beta + \xi_\alpha^\gamma) d_{\mu'_\beta \mu_\beta}^{\sigma_\beta}(\chi^\beta + \xi_\beta^\gamma - \xi_\beta^\alpha) d_{\mu'_\gamma \mu_\gamma}^{\sigma_\gamma}(\chi^\beta - \xi_\gamma^\alpha) \times \\
 & \times \left. Y_{\ell m}^*{}_{\alpha \alpha}(\theta_{\beta\gamma}) Y_{\ell m}{}_{\gamma \gamma}(\theta_{\beta\gamma}) \right\} \tag{II-9}
 \end{aligned}$$

where

$$\begin{aligned}
 \Lambda^\alpha &= m^\alpha + \mu'_\alpha + \mu'_\beta + \mu'_\gamma \\
 \Lambda^\gamma &= m^\gamma + \mu_\alpha + \mu_\beta + \mu_\gamma
 \end{aligned}$$

The angles θ and χ are shown in Fig. 2. Each angle is to be calculated in the inertial frame located at its vertex. The Lorentz spin rotations are given by

$$\begin{aligned}
 \xi_\alpha^\beta &= \chi^\gamma - \beta_{\alpha\gamma} - \theta_{\gamma\alpha} \\
 \xi_\gamma^\beta &= -\chi^\alpha + \beta_{\gamma\alpha} + \theta_{\alpha\gamma}
 \end{aligned}$$

with the angles β as indicated in Fig. 2. The spherical harmonics only depend on the polar angles and can be expressed in terms of the associated Legendre polynomials. All angles are in the x-z plane and the entire expression of (II-9) is real. Our convention for the rotation operators is that of Rose.¹² Since we have used cyclic notation throughout, recouplings between other representations can be easily obtained by permutation of the indices in cyclic order.

E. Isospin States

Finally, to complete our discussion of representations, we give the necessary formulas for the isospin states. As usual, the states have unit normalization in terms of kronecker δ -functions. The transformation coefficients, analogous to (II-7) and (II-8), are, in an obvious notation,

$$\langle I_1 I_2; i_1 i_2 | I_1 I_2; I_i \rangle = C(I_1 I_2 I; i_1, i_2) \quad (\text{II-10})$$

$$\langle I_\alpha I_\beta I_\gamma; i_\alpha i_\beta i_\gamma | I_\alpha I_\beta I_\gamma; I^\alpha i^\alpha \bar{I}^\alpha \rangle = C(I_\beta I_\gamma \bar{I}^\alpha; i_\beta i_\gamma) C(\bar{I}^\alpha I_\alpha I^\alpha; i_\beta + i_\gamma, i_\alpha) \quad (\text{II-11})$$

where $\vec{I}^\alpha = \vec{I}_\beta + \vec{I}_\gamma$ is the intermediate isospin.

As in the configuration space, there are three equivalent isospin representations whose relationship to the "plane wave" states in isospin space can be obtained by cyclic permutation in (II-11). The unitary transformation between these representations, similar to (II-9), can be expressed in terms of the Racah coefficients, W .¹²

$$\begin{aligned} & \langle I_\alpha I_\beta I_\gamma; I^\alpha i^\alpha \bar{I}^\alpha | I_\alpha I_\beta I_\gamma; I^\gamma i^\gamma \bar{I}^\gamma \rangle \\ &= \delta_{I_\alpha I_\gamma} \delta_{i_\alpha i_\gamma} \sum_{i_\alpha i_\beta i_\gamma} C(I_\beta I_\gamma \bar{I}^\alpha; i_\beta i_\gamma) C(\bar{I}^\alpha I_\alpha I^\alpha; i_\beta + i_\gamma, i_\alpha) \times \\ & \times C(I_\alpha I_\beta \bar{I}^\gamma; i_\alpha, i_\beta) C(\bar{I}^\gamma I_\gamma I^\gamma; i_\alpha + i_\beta, i_\gamma) \\ &= \delta_{I_\alpha I_\gamma} \delta_{i_\alpha i_\gamma} (-)^{I_\alpha + \bar{I}^\alpha - I^\alpha} \sum_{i_\alpha, i_\beta, i_\gamma} C(I_\beta I_\gamma \bar{I}^\alpha; i_\beta, i_\gamma) C(I_\alpha \bar{I}^\alpha I^\alpha; i_\alpha, i_\beta + i_\gamma) \times \\ & \times C(I_\alpha I_\beta \bar{I}^\gamma; i_\alpha, i_\beta) C(\bar{I}^\gamma I_\gamma I^\gamma; i_\alpha + i_\beta, i_\gamma) \\ &\equiv \delta_{I_\alpha I_\gamma} \delta_{i_\alpha i_\gamma} (-)^{I_\alpha + \bar{I}^\alpha - I^\alpha} \sqrt{(2\bar{I}^\alpha + 1)(2\bar{I}^\gamma + 1)} W(I_\alpha I_\beta I^\alpha I_\gamma; \bar{I}^\gamma \bar{I}^\alpha) \end{aligned} \quad (\text{II-12})$$

In what follows, we shall always understand these states to be included in our representations.

III. ISOBAR MODEL

Let T_{23} be the scattering operator for the process $a + b \rightarrow \alpha + \beta + \gamma$.

In the isobar model, one decomposes this operator into a linear sum of products of two operators.

$$T_{23} = \sum_{\beta} \frac{M^{\beta} T^{\beta}}{\Delta^{\beta}} \quad \beta = 1, 2, 3 \quad (\text{III-1})$$

The operator M^{β} describes the process $\gamma + \alpha \rightarrow \gamma + \alpha$ and in the context of the isobar model it is sometimes called the decay operator. The other operator T^{β} , on the other hand, describes the process $a + b \rightarrow \beta + (\gamma\alpha)$ and is often referred to as the production operator. The kinematical factor Δ^{β} is included for convenience and will be defined shortly.

We can now take the matrix element of (III-1). As we are primarily interested in the partial wave amplitudes, we use the angular momentum representation. For the final state we may choose any one of the three equivalent representations, say $|\alpha\rangle$. Then, indicating the initial angular momentum state by $|a\rangle$, we have

$$\langle \alpha | T_{23} | a \rangle = \sum_{\beta} \frac{\langle \alpha | M^{\beta} T^{\beta} | a \rangle}{\Delta^{\beta}} = \sum_{\beta} \sum_{\beta'} \int \frac{\langle \alpha | \beta' \rangle \rho^{\beta} \langle \beta' | M^{\beta} T^{\beta} | a \rangle}{\Delta^{\beta}} ds' dW' \quad (\text{III-2})$$

where we have inserted the unit operator implied by (II-5), with

$$\rho^{\beta} \equiv \frac{Q^{\beta} q^{\beta}}{16W^{\beta} \sqrt{s^{\beta}}} \quad (\text{III-3})$$

and the sum β' extending over all the discrete variables in the $|\beta\rangle$ representation. For brevity, we shall omit the superscript β wherever possible.

Again, using the unit operator,

-9-

$$\langle \beta' | M^{\beta} T^{\beta} | a \rangle = \sum_{\beta''} \int \langle \beta' | M^{\beta} | \beta'' \rangle \rho'' \langle \beta'' | T^{\beta} | a \rangle ds'' dW'' \quad (\text{III-4})$$

Now the meaning of $\langle \beta' | M^{\beta} | \beta'' \rangle$ is that

$$\begin{aligned} \langle \beta' | M^{\beta} | \beta'' \rangle &= \langle W' J' M' L' \Sigma' j' \ell' \bar{\sigma}' s'; I' i' \bar{I}' | M^{\beta} | W'' J'' M'' L'' \Sigma'' j'' \ell'' \bar{\sigma}'' s''; I'' i'' \bar{I}'' \rangle \\ &= \frac{4W'}{Q'} \delta(W' - W'') \delta(s' - s'') \delta_{J' J''} \delta_{M' M''} \delta_{L' L''} \delta_{\Sigma' \Sigma''} \delta_{j' j''} \times \\ &\times \delta_{I' I''} \delta_{i' i''} \delta_{\bar{I}' \bar{I}''} M_{j' \bar{I}' \ell' \bar{\sigma}' \ell'' \bar{\sigma}''}^{\beta(s;)} \quad , \end{aligned} \quad (\text{III-5})$$

that is, the matrix element describes the two-body elastic process

$\alpha + \gamma \rightarrow \alpha + \gamma$. For the T^{β} term we have

$$\begin{aligned} \langle \beta'' | T^{\beta} | a \rangle &= \langle W'' J'' M'' L'' \Sigma'' j'' \ell'' \bar{\sigma}'' s''; I'' i'' \bar{I}'' | T^{\beta} | W J M \ell \sigma; I i \rangle \\ &= \delta(W'' - W) \delta_{J'' J} \delta_{M'' M} \delta_{I'' I} \delta_{i'' i} T_{I J \ell \sigma; L'' \Sigma'' j'' \ell'' \bar{\sigma}'' \bar{I}''}^{\beta(W, s'')} \end{aligned} \quad (\text{III-6})$$

A similar expression holds for the left hand side of (III-2). After substituting (III-3) through (III-6) and using (II-9) and (II-12) to replace $\langle \alpha | \beta' \rangle$, one can carry out the sums and integrals in (III-2) utilizing the δ -functions to get

$$T_{23}(W, s^{\alpha}) = \sum_{\beta, \beta', \beta''} \int \left(\frac{4W}{Q'} \right) \left(\frac{\rho'^2}{\Delta \beta} \right) \langle \alpha | \beta' \rangle M_{\beta', \beta''}^{\beta}(s') T_{\beta''}^{\beta}(W, s') ds' \quad (\text{III-7})$$

where, for brevity, the notation is

$$\begin{aligned} T_{23}(W, s^{\alpha}) &= T_{23}(W, s^{\alpha})_{L \Sigma j \ell \bar{\sigma} \bar{I}; I J \ell \sigma}^{\alpha \alpha \alpha \alpha - \alpha - \alpha} \\ M_{\beta', \beta''}^{\beta}(s') &= M_{\bar{I}' j' \ell' \bar{\sigma}' \ell'' \bar{\sigma}''}^{\beta}(s') \end{aligned} \quad (\text{III-8})$$

$$\left. \begin{aligned}
 T_{\beta''}^{\beta}(W, s') &= T_{L''\Sigma''j''\ell''\bar{\sigma}''; I J \ell \sigma}(W, s') \\
 \langle \alpha | \beta' \rangle &= \text{(II-10)} \times \text{(II-13) with } \gamma \rightarrow \beta' \text{ and excluding} \\
 &\text{the } \delta\text{-functions } \delta(W^{\alpha} - W') \delta_{J\alpha J}, \delta_{M^{\alpha} M'}, \delta_{I\alpha I}, \delta_{i\alpha i} \\
 \sum_{\beta', \beta''} &= \sum_{j' \ell' \bar{\sigma}' I'; L'' \Sigma'' \ell'' \bar{\sigma}''} = \sum_{j' \ell' \bar{\sigma}' I' L' \Sigma'; \ell'' \bar{\sigma}''}
 \end{aligned} \right\} \text{(III-8)}$$

We now choose

$$\Delta^{\beta} = \frac{q'}{4\sqrt{s'}} \quad \text{(III-9)}$$

so that $(\rho')^2 \left(\frac{4W}{Q'}\right) \frac{1}{\Delta^{\beta}} = \rho'$ and we have

$$T_{23}(W, s^{\alpha}) = \sum_{\beta, \beta', \beta''} \int \langle \alpha | \beta' \rangle M_{\beta', \beta''}^{\beta}(s') T_{\beta''}^{\beta}(W, s') \rho' ds' \quad \text{(III-10)}$$

This is the basic expression for the total partial wave amplitude in terms of the production and decay amplitudes. The decay amplitude $M_{\beta', \beta''}^{\beta}$ is usually a known function so that the production parameters $T_{\beta''}^{\beta}$ can be determined by using (III-10) in the expression for cross-section (which we shall not go into). In the rest of the paper we shall be primarily interested in $\pi N \rightarrow \pi \pi N$ for which we have, when conservation of parity is taken into account,

$$\bar{\sigma}' = \bar{\sigma}''$$

$$\ell' = \ell''$$

so that the β'' label becomes superfluous and will be dropped from now on.

The parameters T^{β} are functions of continuous variables W and s^{β} .

In order to further simplify the task of fitting the data, it has been customary to approximate T^β by a threshold factor times another parameter which is independent of subenergy.

$$T_{\beta'}^\beta(W, s') \approx f_{\beta'}^\beta(W, s') \tilde{A}_{\beta'}^\beta(W) \quad (\text{III-11})$$

We shall call this "minimal approximation". Equation (III-10) now becomes

$$T_{23}(W, s^\alpha) = \sum_{\beta\beta'} \tilde{A}_{\beta'}^\beta(W) \int \langle \alpha | \beta' \rangle M_{\beta'}^\beta(s') f_{\beta'}^\beta(W, s') \rho' ds' \quad (\text{III-12})$$

With a suitable choice of barriers f , the integral can now be carried out to obtain

$$T_{23}(W, s^\alpha) = \sum_{\beta\beta'} F_{\beta'}^{\alpha\beta}(W, s^\alpha) \tilde{A}_{\beta'}^\beta(W) \quad (\text{III-13})$$

where

$$F_{\beta'}^{\alpha\beta}(W, s^\alpha) = \int f_{\beta'}^\beta(W, s^{\beta'}) \left[\langle \alpha | \beta' \rangle M_{\beta'}^\beta(s^{\beta'}) \rho^{\beta'} \right] ds^{\beta'} \quad (\text{III-14})$$

Index β' , signifying the sum over different isobars in the $|\beta\rangle$ representation, will henceforth be absorbed in the index β . Expression (III-13) is a direct outcome of (III-1) and (III-11). It contains the recoupling coefficients explicitly whose presence is due to the fact that we have expressed the entire amplitude T_{23} in one final state representation $|\alpha\rangle$. Indeed, if we carry out the partial wave expansion of Eq. (III-1), we get

$$\langle f | T_{23} | i \rangle = \sum_{\alpha, a} \int \langle f | \alpha \rangle \rho^\alpha \langle \alpha | T_{23} | a \rangle \rho_a \langle a | i \rangle ds^\alpha \quad (\text{III-15})$$

where the sum and integral are over the relevant variables in the two- and three-particle states and the transformation functions $\langle f | \alpha \rangle$ and $\langle a | i \rangle$ are as given by (II-8) and the complex conjugate of (II-7) respectively. Then,

making use of (III-10) and (III-11) in the above, we get

$$\langle f|T_{23}|i\rangle = \sum_{\alpha,a} \int \langle f|\alpha\rangle \rho^\alpha \cdot \sum_{\beta} \int \langle \alpha|\beta\rangle M^\beta(s^\beta) T^\beta(W,s^\beta) \rho^\beta ds^\beta \cdot \rho_a \langle a|i\rangle ds^\alpha \quad (\text{III-16})$$

$$= \sum_a \rho_a \langle a|i\rangle \sum_{\beta} \int \langle f|\beta\rangle M^\beta(s^\beta) f^\beta(W,s^\beta) \tilde{A}^\beta(W) \rho^\beta ds^\beta \quad (\text{III-17})$$

$$\begin{aligned} &= \sum_{\alpha=1}^3 \sum_{\substack{L \Sigma \alpha \alpha \\ J \ell \sigma}} \sum_{m^\alpha, \nu_\beta, \nu_\gamma, M} \\ &\times C(\sigma_a \sigma_b \sigma; \mu_a \mu_b) C(\ell \sigma J; M - (\mu_a + \mu_b), \mu_a + \mu_b) C(\sigma_\beta \sigma_\gamma \bar{\sigma}; \nu_\beta \nu_\gamma) \\ &\times C(\ell^{\alpha-\alpha} \sigma^{\alpha-\alpha} j^\alpha; m^\alpha - (\nu_\beta + \nu_\gamma), \nu_\beta + \nu_\gamma) C(j^\alpha \sigma_\alpha \Sigma^\alpha; m^\alpha \mu_\alpha) \\ &\times C(L^\alpha \Sigma^\alpha J; M - (m^\alpha + \mu_\alpha), m^\alpha + \mu_\alpha) Y_{\ell^\alpha, m^\alpha - (\nu_\beta + \nu_\gamma)}^{(\omega^\alpha)} \\ &\times Y_{L^\alpha, M - (m^\alpha + \mu_\alpha)}^{(\Omega^\alpha)} Y_{\ell, M - (\mu_a + \mu_b)}^{*(\omega)} D_{\mu_\beta \nu_\beta}^{\sigma_\beta}(\xi_\beta^\alpha) \\ &\times D_{\mu_\gamma \nu_\gamma}^{\sigma_\gamma}(\xi_\gamma^\alpha) M^\alpha(s^\alpha) T^\alpha(W, s^\alpha) \end{aligned} \quad (\text{III-18})$$

Thus Eq. (III-16) with the recoupling coefficient in it is equivalent to Eq. (III-17) which does not contain that term. Because of this reason, the latter is used in the analysis. We shall, however, find later that Eq. (III-16) is more suitable for comparison with the unitarized amplitude. Equation (III-18), apart from an overall energy-momentum δ -function, is our expression for the total partial-wave amplitude. It is entirely in the canonical representation and differs from, for example, the Berkeley-SLAC

version¹⁶ in that their spin states are the helicity states. For details see ref. 10. It should be noted that our procedure for introducing subenergy unitarity [Eqs. (IV-16) and (IV-17) below] does not, of course, depend upon the specific representation chosen.

The shortcoming of the model lies in assuming that the reduced amplitudes \tilde{A} introduced in (III-11) are independent of the subenergy variables. We therefore concentrate on this problem in the next Section.

IV. UNITARITY CONSTRAINTS

For the amplitude $a + b \rightarrow \alpha + \beta + \gamma$, we shall be primarily interested in the normal threshold singularities in the three-particle subenergy variables s^α . For a given subenergy variable, say s^α , we have for the discontinuity¹³

$$\begin{array}{c} \text{---} \circ \text{---} \\ \text{---} \end{array} - \begin{array}{c} \text{---} \circ \text{---} \\ \text{---} \end{array} = \begin{array}{c} \text{---} \oplus \text{---} \circ \text{---} \\ \text{---} \end{array}$$

Here we have suppressed the signs of the total energy W and the two sub-energies $s^\beta s^\gamma$ which should be fixed at the same values in both amplitudes on the left-hand side, say $+++$. For the $\equiv O =$ amplitude on the right-hand side, only $W(+)$ and $s^\alpha(-)$ can be specified, s^β and s^γ being integration variables carry a more complicated prescription. For details we refer to article 4.7 of ref. 13. Similar expressions can be written down for discontinuities in s^β and s^γ and the three expressions can be added.

The total discontinuity due to subenergy variables is then given by

$$\equiv \textcircled{+} = - \equiv \textcircled{-} = \sum_{\alpha} \alpha \equiv \textcircled{+} \textcircled{-} = \sum_{\alpha} \alpha \equiv \textcircled{-} \textcircled{+} \quad (\text{IV-1})$$

It will also be useful to define the usual two-particle K-matrix by

$$\equiv \textcircled{+} - \equiv \boxed{K} = \frac{1}{2} \equiv \textcircled{+} \boxed{K} = \frac{1}{2} \equiv \boxed{K} \textcircled{+} \quad (\text{IV-2})$$

$$\equiv \textcircled{-} - \equiv \boxed{K} = -\frac{1}{2} \equiv \textcircled{-} \boxed{K} = -\frac{1}{2} \equiv \boxed{K} \textcircled{-} \quad (\text{IV-3})$$

We now introduce a reduced amplitude J by

$$\equiv \textcircled{+} = \equiv \triangle J + \frac{1}{2} \sum \equiv \boxed{K} \textcircled{+} \quad (\text{IV-4})$$

and show that it is free from subenergy discontinuities. Toward this end, we continue (IV-4) around the subenergy thresholds and let $J \rightarrow I$. Then we have

$$\equiv \textcircled{-} = \equiv \triangle I - \frac{1}{2} \sum \equiv \boxed{K} \textcircled{-} \quad (\text{IV-5})$$

where the minus sign is a consequence of the two-particle phase space.

Now, subtracting (IV-5) from (IV-4), we get

$$\equiv \textcircled{+} \equiv - \equiv \textcircled{-} \equiv = \equiv \triangle J \equiv - \equiv \triangle I \equiv + \frac{1}{2} \sum \left(\equiv \boxed{K} \textcircled{+} \equiv \equiv \boxed{K} \textcircled{-} \equiv \right) \quad (\text{IV-6})$$

Using (IV-3),

$$\equiv \boxed{K} \textcircled{+} \equiv = \equiv \textcircled{-} \textcircled{+} \equiv + \frac{1}{2} \equiv \boxed{K} \textcircled{-} \textcircled{+} \equiv$$

and using (IV-2),

$$\begin{aligned} \equiv \boxed{K} \textcircled{-} \equiv &= \equiv \textcircled{+} \textcircled{-} \equiv - \frac{1}{2} \equiv \boxed{K} \textcircled{+} \textcircled{-} \equiv \\ &= \equiv \textcircled{-} \textcircled{+} \equiv - \frac{1}{2} \equiv \boxed{K} \textcircled{-} \textcircled{+} \equiv \end{aligned}$$

Substitution of these in (IV-6) gives

$$\equiv \textcircled{+} \equiv - \equiv \textcircled{-} \equiv = \equiv \triangle J \equiv - \equiv \triangle I \equiv + \sum \equiv \textcircled{-} \textcircled{+} \equiv$$

which, in view of (IV-1), implies that $\equiv \triangle J \equiv = \equiv \triangle I \equiv$, i.e., J has no subenergy discontinuities.

Next, following Smadja,⁷ we go a step further and take

$$\equiv \textcircled{+} \equiv = \sum_{\alpha} \frac{1}{\Delta^{\alpha}} \equiv \textcircled{+}^{\alpha} \textcircled{T}^{\alpha} \equiv \quad (\text{IV-7})$$

$$\equiv \triangle J \equiv = \sum_{\alpha} \frac{1}{\Delta^{\alpha}} \equiv \boxed{K}^{\alpha} \triangle J^{\alpha} \equiv \quad (\text{IV-8})$$

where division by the two-particle phase-space $\Delta^{\alpha} = \frac{q^{\alpha}}{4\sqrt{s^{\alpha}}}$ ensures the required smoothness of J, so that (IV-4) becomes

$$\begin{aligned} \sum_{\alpha} \frac{1}{\Delta^{\alpha}} \equiv \textcircled{+}^{\alpha} \textcircled{T}^{\alpha} \equiv &= \sum_{\alpha} \frac{1}{\Delta^{\alpha}} \equiv \boxed{K}^{\alpha} \triangle J^{\alpha} \equiv + \frac{1}{2} \sum_{\alpha, \beta} \frac{1}{\Delta^{\beta}} \equiv \boxed{K}^{\alpha} \textcircled{+}^{\beta} \textcircled{T}^{\beta} \equiv \\ &= \sum_{\alpha} \frac{1}{\Delta^{\alpha}} \equiv \boxed{K}^{\alpha} \triangle J^{\alpha} \equiv + \frac{1}{2} \sum_{\alpha} \frac{1}{\Delta^{\alpha}} \equiv \boxed{K}^{\alpha} \textcircled{+}^{\alpha} \textcircled{T}^{\alpha} \equiv + \frac{1}{2} \sum_{\alpha, \beta \neq \alpha} \frac{1}{\Delta^{\beta}} \equiv \boxed{K}^{\alpha} \textcircled{+}^{\beta} \textcircled{T}^{\beta} \equiv \\ &= \sum_{\alpha} \frac{1}{\Delta^{\alpha}} \equiv \boxed{K}^{\alpha} \triangle J^{\alpha} \equiv + \sum_{\alpha} \frac{1}{\Delta^{\alpha}} \left(\equiv \textcircled{+}^{\alpha} \textcircled{T}^{\alpha} \equiv - \equiv \boxed{K}^{\alpha} \textcircled{T}^{\alpha} \equiv \right) \\ &\quad + \sum_{\alpha, \beta \neq \alpha} \frac{1}{2} \frac{1}{\Delta^{\beta}} \equiv \boxed{K}^{\alpha} \textcircled{+}^{\beta} \textcircled{T}^{\beta} \equiv \end{aligned}$$

where we used (IV-2) in the last step. Cancellation of the left-hand side with the second term on the right hand side yields

$$\sum_{\alpha} \equiv \boxed{K}^{\alpha} \left(\equiv \textcircled{T^{\alpha}} \frac{1}{\Delta^{\alpha}} - \equiv \textcircled{J^{\alpha}} \frac{1}{\Delta^{\alpha}} - \sum_{\beta \neq \alpha} \equiv \textcircled{+} \textcircled{T^{\beta}} \frac{1}{2\Delta^{\beta}} \right) = 0$$

A possible solution of the above is

$$\equiv \textcircled{T^{\alpha}} = \equiv \textcircled{J^{\alpha}} + \frac{\Delta^{\alpha}}{2} \sum_{\beta \neq \alpha} \frac{1}{\Delta^{\beta}} \equiv \textcircled{+} \textcircled{T^{\beta}} \quad (\text{IV-9})$$

Decomposition (IV-7) is similar to the one used in (III-1). Equation (IV-9) is a set of coupled integral equations which relates each production amplitude T^{α} to other amplitudes T^{β} , $\beta \neq \alpha$. The term J^{α} is free from sub-energy discontinuity and hence represents T_{α} in the isobar model approximation. The integral term provides the required correction to the model.

In the terminology of Section III, (IV-9) reads

$$T^{\alpha} = J^{\alpha} + \frac{i\Delta^{\alpha}}{2} \sum_{\beta \neq \alpha} \frac{M^{\beta T^{\beta}}}{\Delta^{\beta}} \quad (\text{IV-10})$$

and can be written in the angular momentum representation by a procedure similar to the one used in obtaining (III-10) from (III-11).

$$T^{\alpha}(W, s^{\alpha}) = J^{\alpha}(W, s^{\alpha}) + \frac{i\Delta^{\alpha}}{2} \sum_{\beta \neq \alpha} \int \langle \alpha | \beta \rangle M^{\beta}(s^{\beta}) T^{\beta}(W, s^{\beta}) \rho^{\beta} ds^{\beta} \quad (\text{IV-11})$$

The above can be written in a more compact form¹⁴

$$T = J + \mathcal{K}T \quad (\text{IV-12})$$

and can be formally solved to yield

$$T - \mathcal{K}T = J \quad (\text{IV-13})$$

or

$$T = (1 - \mathcal{K})^{-1} J \equiv HJ$$

We shall refer to H as the mixing matrix.

To deal with the barriers, we set

$$J^\alpha(W, s^\alpha) \approx f^\alpha(W, s^\alpha) \tilde{J}^\alpha(W) \quad (\text{IV-14})$$

$$T^\alpha(W, s^\alpha) \approx f^\alpha(W, s^\alpha) \tilde{T}^\alpha(W, s^\alpha) \quad (\text{IV-15})$$

Notice that s^α is retained in \tilde{T}^α , thus distinguishing it from \tilde{A}^α of Eq. (III-11), but not in \tilde{J}^α which we assume to be constant over the Dalitz plot. This assumption, however, is not crucial to our analysis; that is, we could use a series expansion in s^α for $\tilde{J}^\alpha(W, s^\alpha)$ at the expense, of course, of additional parameters to be determined by the data. Substitution of (IV-14) and (IV-15) in (IV-11) gives

$$\tilde{T}^\alpha(W, s^\alpha) = \tilde{J}^\alpha(W) + \frac{i}{2} \frac{\Delta^\alpha}{f^\alpha(W, s^\alpha)} \sum_{\alpha \neq \beta} \int \langle \alpha | \beta \rangle M^\beta(s^\beta) f^\beta(W, s^\beta) \tilde{T}^\beta(W, s^\beta) \rho^\beta ds^\beta \quad (\text{IV-16})$$

or

$$\tilde{T} = \tilde{J} + \tilde{\mathcal{K}} \tilde{T}$$

which again implies a new mixing matrix through

$$\tilde{T} = (1 - \tilde{\mathcal{K}})^{-1} \tilde{J} \equiv \tilde{H} \tilde{J} \quad (\text{IV-17})$$

Furthermore, since T^α and J^α are related to \tilde{T}^α and \tilde{J}^α , we can derive a relation between H and \tilde{H} . Using (IV-13) and (IV-17) in (IV-15), we have

$$\sum_{\beta} \int H^{\alpha\beta}(W, s^\alpha, s^\beta) J^\beta(W, s^\beta) ds^\beta = f^\alpha(W, s^\alpha) \sum_{\beta} \int \tilde{H}^{\alpha\beta}(W, s^\alpha, s^\beta) \tilde{J}^\beta(W) ds^\beta$$

Putting (IV-14) in the left-hand side of this equation

$$\sum_{\beta} \int H^{\alpha\beta}(W, s^\alpha, s^\beta) f^\beta(W, s^\beta) \tilde{J}^\beta(W) ds^\beta = f^\alpha(W, s^\alpha) \sum_{\beta} \int \tilde{H}^{\alpha\beta}(W, s^\alpha, s^\beta) \tilde{J}^\beta(W) ds^\beta$$

or

$$\sum_{\beta} \tilde{J}^{\beta}(W) \left[\int H^{\alpha\beta}(W, s^{\alpha}, s^{\beta}) f^{\beta}(W, s^{\beta}) ds^{\beta} - f^{\alpha}(W, s^{\alpha}) \int \tilde{H}^{\alpha\beta}(W, s^{\alpha}, s^{\beta}) ds^{\beta} \right] = 0$$

Since the \tilde{J}^{β} 's are linearly independent parameters, we get

$$\int \tilde{H}^{\alpha\beta}(W, s^{\alpha}, s^{\beta}) ds^{\beta} = \frac{1}{f^{\alpha}(W, s^{\alpha})} \int H^{\alpha\beta}(W, s^{\alpha}, s^{\beta}) f^{\beta}(W, s^{\beta}) ds^{\beta} \quad (\text{IV-18})$$

This result can now be incorporated into (IV-17).

$$\tilde{T}^{\alpha}(W, s^{\alpha}) = \sum_{\beta} \int \tilde{H}^{\alpha\beta} \tilde{J}^{\beta} ds^{\beta} = \sum_{\beta} \tilde{J}^{\beta} \int \tilde{H}^{\alpha\beta} ds^{\beta} = \frac{1}{f^{\alpha}} \sum_{\beta} \tilde{J}^{\beta} \int H^{\alpha\beta} f^{\beta} ds^{\beta} \quad (\text{IV-19})$$

where the barriers are explicit. Calculation of H , in contrast to \tilde{H} , does not require knowledge of the barrier factors which are somewhat arbitrary.

Equation (IV-19) is our solution of the unitarity equations (IV-16).

V. ISOBAR MODEL AND UNITARITY

We now wish to include the unitarity corrections in the isobar amplitude. Replacing \tilde{A}^{β} in (III-17) by \tilde{T}^{β} as given by (IV-19), we get

$$\begin{aligned} \langle f | T_{23} | i \rangle &= \sum_a \rho_a \langle a | i \rangle \sum_{\beta} \int \langle f | \beta \rangle M^{\beta}(s^{\beta}) f^{\beta}(W, s^{\beta}) \frac{1}{f^{\beta}(W, s^{\beta})} \\ &\times \sum_{\alpha} \tilde{J}^{\alpha}(W) \int H^{\beta\alpha}(W, s^{\beta}, s^{\alpha}) f^{\alpha}(W, s^{\alpha}) ds^{\alpha} \times \rho^{\beta} ds^{\beta} \\ &= \sum_a \rho_a \langle a | i \rangle \sum_{\alpha\beta} \tilde{J}^{\beta}(W) \iint \langle f | \alpha \rangle M^{\alpha}(s^{\alpha}) f^{\beta}(W, s^{\beta}) H^{\alpha\beta}(W, s^{\alpha}, s^{\beta}) \rho^{\alpha} ds^{\alpha} ds^{\beta} \end{aligned} \quad (\text{V-1})$$

where α and β were interchanged in the last step. This is the unitarized amplitude which should replace (III-17).

If a fit to the data has already been performed using the isobar model, the question naturally arises as to how good the results are, i.e. whether the A^α 's determined from it would be much different from the J^α 's determined from (V-1) if a refit were performed. Equation (V-1), in contrast to its counterpart (III-17), involves α and β indices which are intermixed. This does not make the comparison quite obvious. If, however, we retain the partial wave character of T_{23} we find that the two amplitudes can be written in closely analogous forms. Thus, working with (III-16), we include unitarity through (IV-19).,

$$\begin{aligned}
 \langle f|T_{23}|i \rangle &= \sum_a \rho_a \langle a|i \rangle \sum_\alpha \int \langle f|\alpha \rangle \rho^\alpha ds^\alpha \sum_\beta \int \langle \alpha|\beta \rangle M^\beta \rho^\beta f^\beta \cdot \frac{1}{f^\beta} \sum_\gamma \tilde{J}^\gamma \int H^{\beta\gamma} f^\gamma ds^\gamma \cdot ds^\beta \\
 &= \sum_a \rho_a \langle a|i \rangle \sum_\alpha \int \langle f|\alpha \rangle \rho^\alpha ds^\alpha \sum_\gamma \int \langle \alpha|\gamma \rangle M^\gamma \rho^\gamma \sum_\beta \tilde{J}^\beta \int H^{\gamma\beta} f^\beta ds^\beta ds^\gamma \\
 &\equiv \sum_a \rho_a \langle a|i \rangle \sum_\alpha \int \langle f|\alpha \rangle \rho^\alpha ds^\alpha \sum_\beta \tilde{J}^\beta G^{\alpha\beta}(W, s^\alpha) \quad (V-2)
 \end{aligned}$$

with

$$G^{\alpha\beta}(W, s^\alpha) = \int f^\beta \left[\sum_\gamma \langle \alpha|\gamma \rangle M^\gamma \rho^\gamma H^{\gamma\beta} ds^\gamma \right] ds^\beta \quad (V-3)$$

To recast the isobar amplitude, we use (III-13) in (III-15).

$$\langle f|T_{23}|i \rangle = \sum_a \rho_a \langle a|i \rangle \sum_\alpha \int \langle f|\alpha \rangle \rho^\alpha ds^\alpha \sum_\beta \tilde{A}^\beta F^{\alpha\beta}(W, s^\alpha) \quad (V-4)$$

Expressions (V-2) and (V-4) are now similar, their only difference coming from the F and G functions. Indeed, if the mixing matrix H is weak, we can write it as

$$H^{\gamma\beta}(W, s^\gamma, s^\beta) \approx \delta_{\gamma\beta} \delta(s^\gamma - s^\beta) \quad (V-5)$$

and easily verify that $G \approx F$. Thus, the effective strength of mixing may be defined by a ratio of the two functions. Following our practice of separating out the barrier factors, we can set

$$R^{\alpha\beta}(W, s^\alpha, s^\beta) = \frac{\sum_Y \int \langle \alpha | \gamma \rangle M^{\gamma H \gamma \beta} \rho^{\gamma} ds^\gamma}{\langle \alpha | \beta \rangle M^\beta \rho^\beta} \quad (V-6)$$

which is the ratio of the bracket terms in (V-3) and (III-14). The full ratio R is, on the other hand,

$$R^{\alpha\beta}(W, s^\alpha) = \frac{G^{\alpha\beta}(W, s^\alpha)}{F^{\alpha\beta}(W, s^\alpha)} \quad (V-7)$$

and includes the barrier terms in it. If these ratios are much different from unity or their subenergy dependence is appreciable, a refit is justified.

VI. CONCLUSION

We have presented the formalism of the isobar model and the subenergy unitarity constraints in a systematic manner with sufficient details. For the most part, the results derived here are quite general and can be applied to many reactions of interest of the type $a + b \rightarrow 1 + 2 + 3$. There are several versions of the three-body partial wave analysis as described in ref. 2; the one used here corresponds to the Berkeley-SLAC version in all but one respect — we use canonical, instead of helicity, representation.

Our main results are the set of coupled integral equations for production amplitudes, (IV-16), their formal solution (IV-17), the total unitarized amplitude (V-1) and the ratio (V-6) or (V-7). The method presented here essentially involves the calculation of the mixing matrix

H and its substitution into the usual expression for the partial wave amplitude to obtain the unitarized amplitude.

The reduced amplitudes \tilde{J}^α have been treated as though they have no subenergy dependence at all. This assumption is a convenient one as it retains the basic character of the production amplitudes used in the isobar model (only W dependence). Another point we should mention is that we have only dealt with the subenergy discontinuities here. Other discontinuities, in the total energy, arising from the two and three-particle intermediate states have been removed by many authors.^{5,6}

We have paid special attention to the handling of the barrier factors. Pulling them out from the production amplitudes will involve them in the mixing matrix. Our preliminary results indicate that the mixing matrix can be quite sensitive to small changes in the barrier factors. For this reason we have tried to separate them out as far as possible.

The tests suggested in Section V should help determine the validity of the isobar model. If the H matrix is roughly diagonal, unitarity corrections are not necessary. If it is not diagonal, then one must see how their mixing actually modifies the isobar amplitude. This is the motivation for the ratio test. An important feature of this test is that it can be carried out before any fit is performed, i.e., it does not depend on any fitting parameters at all. Thus it provides an answer to the question often asked: How much is the overlap between two given isobars? If the ratio test fails, then of course one is obliged to fit the data using a unitarized version of the isobar model such as that presented here.

Finally, we have left out the important discussion on identical particles in the final state. The kernels \mathcal{K} have certain symmetry property with respect to the interchange of identical particles. This, along with

the use of properly symmetrized amplitudes, enables us to reduce the number of independent integral equations. This and other related topics are discussed in ref. 10. An application of the results derived in this paper to $\pi N \rightarrow \pi\pi N$ can be found in ref. 15.

ACKNOWLEDGMENT

The authors gratefully acknowledge the encouragement they received from Professor Arthur H. Rosenfeld. Y. G. would especially like to thank him for providing the use of facilities at the Lawrence Berkeley Laboratory. T.A.L. would also like to thank Drs. Roger Cashmore, Ronald Longacre and Max Tabak for very useful discussions on various technical aspects of the isobar model.

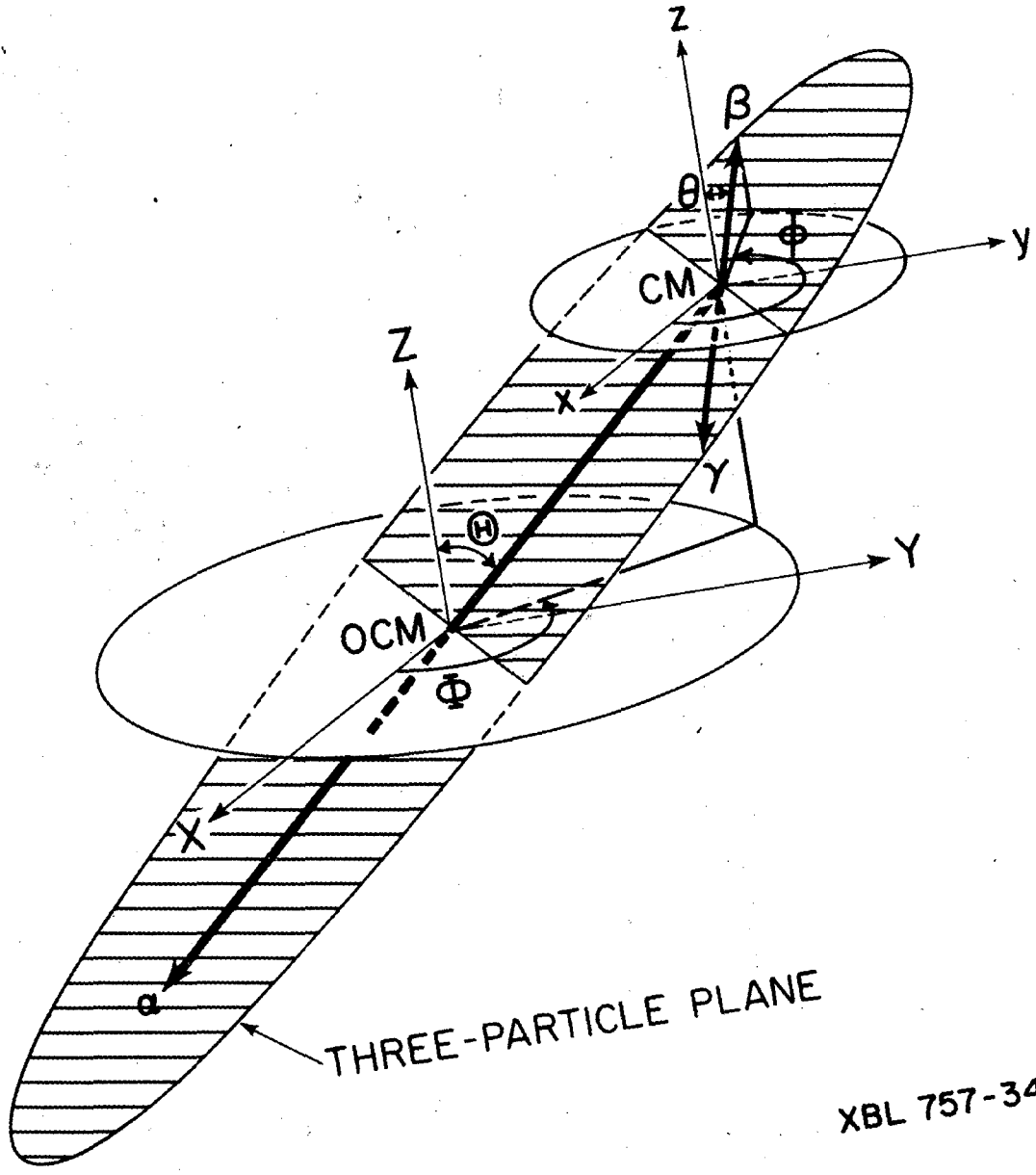
FOOTNOTES AND REFERENCES

- * Work done under the auspices of the U. S. Energy Research and Development Administration.
- † Present address: Stanford Linear Accelerator Center, Stanford, CA 94305.
1. B. Deler and G. Valladas, *Nuovo Cimento* 45A, 559 (1966).
 2. J. M. Namyslowski, M. S. K. Razmi, and R. G. Roberts, *Phys. Rev.* 157, 1328 (1967).
 3. D. J. Herndon et al., Lawrence Berkeley Laboratory Report No. LBL-1065 Rev. and SLAC Report No. SLAC-PUB-1108 Rev. (1974).
 4. R. Aaron and R. D. Amado, *Phys. Rev. Lett.* 31, 1157 (1973).
 5. D. A. Jacobson, *Nuovo Cimento* 51A, 624 (1967).
 6. P. R. Graves-Morris, *Nuovo Cimento* 54A, 817 (1968).
 7. G. Smadja, Lawrence Berkeley Laboratory Report No. LBL-382 (1971).
 8. A. J. Macfarlane, *Rev. Mod. Phys.* 34, 41 (1962).
 9. J. Werle, Relativistic Theory of Reactions (Interscience, New York, 1966).
 10. Y. Goradia, Lawrence Berkeley Laboratory Report No. LBL-3628 ().
 11. G. C. Wick, *Ann. Phys. (N.Y.)* 18, 65 (1962).
 12. M. E. Rose, Elementary Theory of Angular Momentum (John Wiley, 1957).
 13. Eden, Landshoff, Olive and Polkinghorne, The Analytic S-Matrix (Cambridge, 1966). The material in Section 4.7 is especially relevant to our problem.
 14. We are assuming that the integral equation, which is of Fredholm type, will be solved by numerical methods rather than by iteration. Hence we treat it as a matrix equation.

15. Y. Goradia, Lawrence Berkeley Laboratory Report No. LBL-3627 (1975).
16. D. J. Herndon, P. Söding and R. J. Cashmore, Lawrence Berkeley Laboratory Report No. LBL-543 (1973) and SLAC Report No. SLAC-PUB-1385.

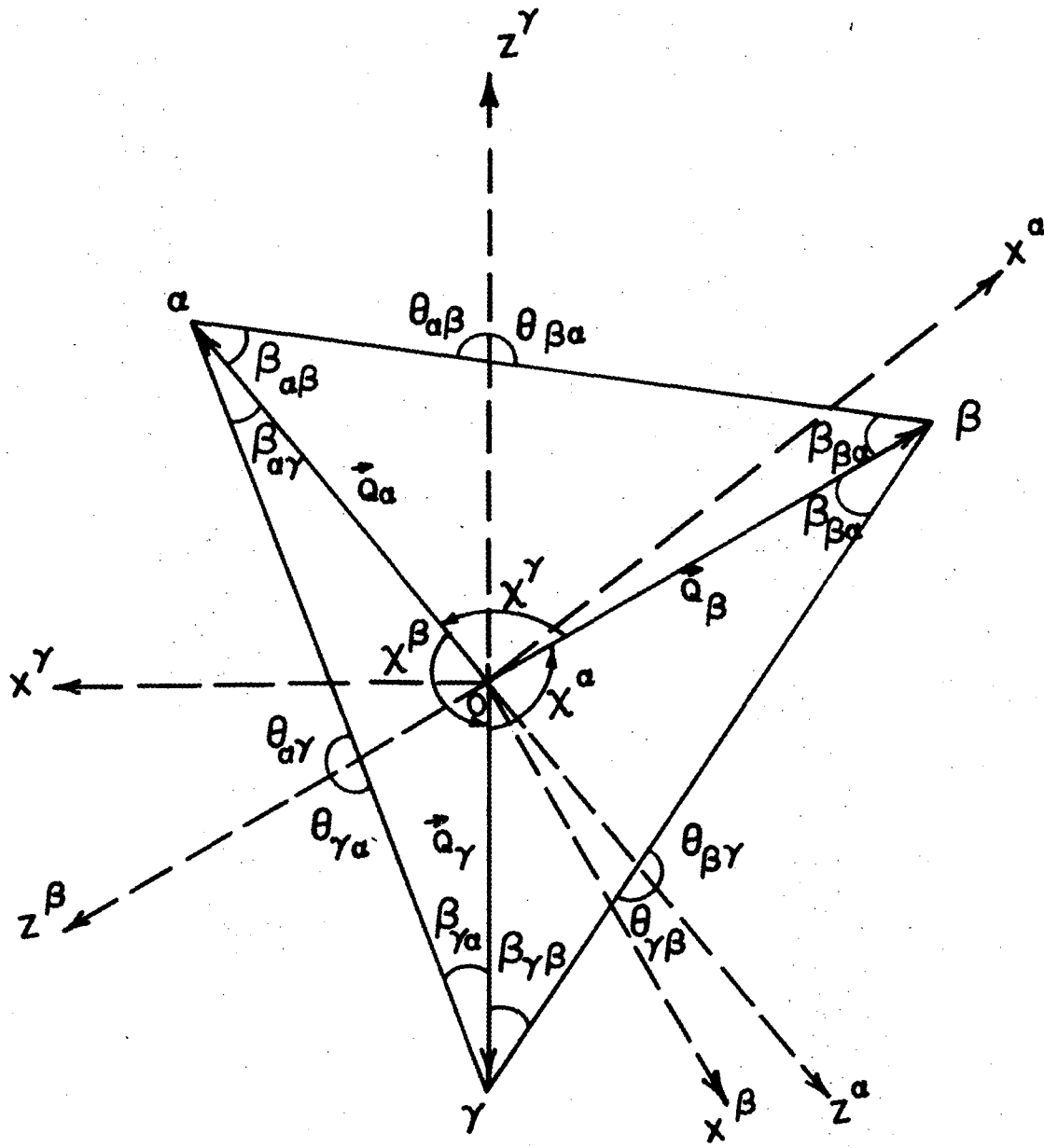
FIGURE CAPTIONS

- Fig. 1. Three-particle state in the overall center-of-mass frame with arbitrary orientation of the coordinate axes (see Eq. (II-8)).
- Fig. 2. Three-particle state in the overall center-of-mass frame with the three different sets of coordinate axes as defined in Section II-D.



XBL 757-3430

Fig. 1



XBL751-2022

Fig. 2

LEGAL NOTICE

This report was prepared as an account of work sponsored by the United States Government. Neither the United States nor the United States Energy Research and Development Administration, nor any of their employees, nor any of their contractors, subcontractors, or their employees, makes any warranty, express or implied, or assumes any legal liability or responsibility for the accuracy, completeness or usefulness of any information, apparatus, product or process disclosed, or represents that its use would not infringe privately owned rights.

TECHNICAL INFORMATION DIVISION
LAWRENCE BERKELEY LABORATORY
UNIVERSITY OF CALIFORNIA
BERKELEY, CALIFORNIA 94720