

UCLA

UCLA Previously Published Works

Title

Gravitational focusing and substructure effects on the rate modulation in direct dark matter searches

Permalink

<https://escholarship.org/uc/item/48k261jz>

Journal

Journal of Cosmology and Astroparticle Physics, 2015(08)

ISSN

1475-7516

Authors

Del Nobile, Eugenio
Gelmini, Graciela B
Witte, Samuel J

Publication Date

2015-08-01

DOI

10.1088/1475-7516/2015/08/041

Peer reviewed

Gravitational Focusing and Substructure Effects on the Rate Modulation in Direct Dark Matter Searches

Eugenio Del Nobile, Graciela B. Gelmini, Samuel J. Witte

Department of Physics and Astronomy, UCLA,
475 Portola Plaza, Los Angeles, CA 90095, USA

E-mail: delnobile@physics.ucla.edu, gelmini@physics.ucla.edu,
switte@physics.ucla.edu

Abstract. We study how gravitational focusing (GF) of dark matter by the Sun affects the annual and biannual modulation of the expected signal in non-directional direct dark matter searches, in the presence of dark matter substructure in the local dark halo. We consider the Sagittarius stream and a possible dark disk, and show that GF suppresses some, but not all, of the distinguishing features that would characterize substructure of the dark halo were GF neglected.

Keywords: dark matter theory, dark matter experiments

1 Introduction

Astrophysical and cosmological observations indicate that dark matter (DM) is the dominant form of matter in the Universe. One of the most well-motivated candidates for DM is the weakly interacting massive particle (WIMP) [1]. WIMPs are particles with weak-scale interaction cross sections, and with masses roughly between a few GeV and hundreds of TeV. They could be detected through their scattering with atomic nuclei using sensitive, low threshold detectors. Many such direct detection experiments are currently in operation, employing a variety of target nuclei and detection techniques, attempting to gain further insight into the exact nature of DM.

Due to Earth’s rotation around the Sun, we expect the DM flux seen at Earth, and therefore the scattering rate at non-directional direct detection experiments, to be annually modulated. While the signal of WIMP scattering off of target nuclei can be faked, for example by scattering of neutrons emitted by radioactive processes in the vicinity of the detector, an annual modulation in the rate with the expected features is a much more difficult signature to be reproduced by spurious sources. Moreover, while the energy spectrum of DM events depends on the WIMP mass and interactions, a modulation in the rate will be present regardless of these details and it is therefore sometimes claimed to be a model-independent signature of DM.

In order to determine the modulation amplitude and its spectrum in energy measured by a particular experiment, a model for the DM halo must be assumed. The standard choice for the main virialized component is the Standard Halo Model (SHM), an isothermal sphere at rest with respect to the galaxy with an isotropic Maxwellian velocity distribution [2]. Despite its simple form, the SHM is believed to capture the relevant characteristics of the dark halo and thus has been widely used in the literature. However, we expect the actual halo to deviate from this simple model. The local density and velocity distribution could actually be very different if Earth is within a DM clump (although this is unlikely [3]), stream, dark disk (DD), and/or tidal debris [4–18].

Both a stream and a DD are well motivated candidates for DM velocity substructure, capable of significantly altering the expected modulation [4–14]. Observations of the Sagittarius (Sgr) dwarf galaxy show that tidally stripped stars are currently passing through the galactic plane not far from the Sun. Simulations of this merger suggest that the DM component of the Sgr stream may be passing through the Solar System and could contribute as much as 5% to the local DM density [17, 19]. A DD is a subcomponent of the halo that has a spatial distribution roughly coincident with the visible disk, co-rotating with it, but with a lagging angular velocity [10–14]. Numerical simulations have shown that DDs can form in Milky Way-type galaxies from mergers of satellite galaxies [11–13] (although recent measurements suggest this may be unlikely [20, 21]). Alternatively, if a subdominant portion of DM is dissipative in nature it has the potential to collapse and form a DD, a process comparable to the formation of the baryonic disk [14].

Ref. [22] recently performed a Fourier analysis of the expected modulation and considered how the annual and higher harmonics are influenced by the eccentricity of Earth’s orbit and the possible existence of DM velocity substructure. Since the eccentricity is small, $e \approx 0.016722$, it is not expected to impact the leading harmonic. DM substructure, however, was shown in Refs. [7, 22] to profoundly impact all harmonics, including the unmodulated rate. Furthermore, Ref. [22] pointed out that if the DM velocity distribution is smooth and isotropic in the galactic frame, there exist ratios of the amplitudes of the harmonics that

are independent of the scattering energy, and thus they concluded that these ratios could be used to probe the level and nature of anisotropy in the DM halo.

The annual modulation of a DM signal can also be affected by the gravitational focusing (GF) of DM by the Sun [23–25]. The extent to which the annual (first) and biannual (second) harmonics in the SHM are influenced by GF was studied in Refs. [24, 25]. They found that GF has a nearly negligible effect on the amplitude of the first harmonic, but can significantly enhance the amplitude of the second harmonic and generate energy-dependent phases in both the first and second harmonics, especially at low energy.

While the Fourier analysis of the rate has been studied for the SHM by taking into account both GF and the eccentricity of Earth’s orbit [24, 25], the modification of the leading harmonics in the presence of DM substructure has only been studied for an eccentric orbit without GF [22]. The aim of this paper is to study the effect of GF on a DM halo hosting substructure. We begin by considering the relative importance of GF and the eccentricity of Earth’s orbit for the first two harmonics within the SHM, and analyze the extent to which the conclusions of Ref. [22] hold when GF is considered. We then study the effect of the Sgr stream and a DD on the annual and biannual harmonics.

In Section 2 we review the Fourier expansion of the rate and the procedure by which the effect of GF is incorporated. Section 3 presents the amplitudes and phases of the first and second harmonics for the SHM with and without DM substructure. We specifically discuss how GF affects the ability of these harmonics to probe the nature of DM velocity substructure and the extent to which it is present in the galaxy. A summary and our conclusions are provided in Section 4.

2 DM signal and its modulation

Since WIMPs in the galactic halo are non relativistic, $v/c \sim 10^{-3}$, the amplitude for DM scattering with a nucleus initially at rest is usually expanded in powers of the small WIMP speed v and momentum transfer $q = \sqrt{2m_T E_R}$, with m_T the mass of the target nucleus and E_R its recoil energy. The zeroth order term of the scattering amplitude in this expansion is v -independent and is usually the only term retained (unless it vanishes). This makes the angular differential WIMP-target nuclide (T) cross section $d\sigma_T/d\cos\theta$ independent of the WIMP speed. However, a more useful quantity entering the analysis of experimental data is the differential cross section in recoil energy $d\sigma_T/dE_R$. For elastic scattering, $E_R = v^2(1 - \cos\theta)\mu_T^2/m_T$, with μ_T the WIMP-nucleus reduced mass, and one finds $d\sigma_T/dE_R \propto 1/v^2$. This proportionality also holds in the leading order term for inelastic scattering.

When the scattering amplitude is independent of v , we have $d\sigma_T/dE_R = \sigma_T(E_R)m_T/(2\mu_T^2 v^2)$, where $\sigma_T(E_R)$ is a factor with units of a cross section. Considering the additional factor of v coming from the DM flux, the scattering rate reads

$$\frac{dR_T}{dE_R} = C_T \frac{\sigma_T(E_R)}{2m\mu_T^2} \rho \eta(v_{\min}(E_R), t), \quad (2.1)$$

where C_T is the target mass fraction in the detector, ρ is the local DM mass density, $v_{\min}(E_R) = \sqrt{m_T E_R / 2\mu_T^2}$ is the minimum WIMP speed necessary to induce an elastic scattering event with nuclear recoil energy E_R , and

$$\eta(v_{\min}, t) \equiv \int_{v \geq v_{\min}} \frac{f(\mathbf{v}, t)}{v} d^3v \quad (2.2)$$

with $f(\mathbf{v}, t)$ the local DM velocity distribution in Earth's rest frame.

To interpret the outcome of direct DM detection experiments within models of particle DM, one typically needs to assume a specific form of the DM velocity distribution. Once this is specified in some reference frame R, e.g. the galactic rest frame, the velocity distribution in Earth's rest frame can be obtained by the Galilean transformation $f(\mathbf{v}, t) = f_{\text{R}}(\mathbf{v} + \mathbf{v}_{\text{ES}}(t) + \mathbf{v}_{\text{SR}})$, where f_{R} is the velocity distribution in R, $\mathbf{v}_{\text{ES}}(t)$ is Earth's velocity with respect to the Sun, and \mathbf{v}_{SR} is the Sun's velocity in R. The time dependence of $\mathbf{v}_{\text{ES}}(t)$ is due to the annual rotation of Earth about the Sun. For our analysis we take $\mathbf{v}_{\text{ES}}(t)$ from Ref. [22].

The effect of GF is taken into account by replacing $f_{\text{R}}(\mathbf{v} + \mathbf{v}_{\text{ES}}(t) + \mathbf{v}_{\text{SR}})$ with $f_{\text{R}}(\mathbf{v}_{\text{SR}} + \mathbf{v}_{\infty}[\mathbf{v}_{\text{ES}}(t) + \mathbf{v}])$, where $\mathbf{v}_{\infty}[\mathbf{v}]$ is the velocity a WIMP had very far away from the Sun, where the Sun's gravity is negligible, such that its velocity when it reaches Earth is \mathbf{v} [23, 24]. Ref. [23] has shown that $\mathbf{v}_{\infty}[\mathbf{v}]$ is given by

$$\mathbf{v}_{\infty}[\mathbf{v}] = \frac{v_{\infty}^2 \mathbf{v} + \frac{1}{2} v_{\infty} u_{\text{esc}}^2 \hat{\mathbf{r}} - v_{\infty} \mathbf{v} (\mathbf{v} \cdot \hat{\mathbf{r}})}{v_{\infty}^2 + \frac{1}{2} u_{\text{esc}}^2 - v_{\infty} (\mathbf{v} \cdot \hat{\mathbf{r}})}, \quad (2.3)$$

where $u_{\text{esc}} = \sqrt{2GM_{\odot}/r} \approx 40$ km/s is the escape velocity of the Solar System at Earth's position, r is the Sun-Earth distance, and $\hat{\mathbf{r}}$ is the unit vector pointing from the Sun to Earth. Energy conservation ensures that $v_{\infty}^2 = v^2 - u_{\text{esc}}^2$.

The velocity integral in Eq. (2.2) can be written as a Fourier series,

$$\eta(v_{\text{min}}, t) = a_0(v_{\text{min}}) + \sum_{n=1}^{\infty} (a_n(v_{\text{min}}) \cos[n\omega(t - t_0)] + b_n(v_{\text{min}}) \sin[n\omega(t - t_0)]) , \quad (2.4)$$

with $\omega = 2\pi/\text{year}$ and t_0 an arbitrary phase parameter. If Earth's orbit is assumed to be perfectly circular and the DM velocity distribution is isotropic, choosing t_0 to be the time at which the speed of Earth with respect to the galaxy is maximum simplifies Eq. (2.4) by setting all $b_n = 0$. Accounting for astrophysical uncertainties in the velocity of the Local Standard of Rest, the time at which the speed of Earth with respect to the galaxy is maximum occurs somewhere between May 30th and June 2nd [26].

While the coefficients of Eq. (2.4) are more easily computed, we find that it is more intuitive and accessible to characterize each harmonic by a single amplitude and a single v_{min} -dependent phase:

$$\eta(v_{\text{min}}, t) = A_0(v_{\text{min}}) + \sum_{n=1}^{\infty} A_n(v_{\text{min}}) \cos[n\omega(t - t_n(v_{\text{min}}))] , \quad (2.5)$$

with all $A_n \geq 0$. Comparing Eq. (2.5) with Eq. (2.4) we find

$$A_n = \sqrt{a_n^2 + b_n^2}, \quad t_n = -\frac{1}{n\omega} \arctan \left[\frac{a_n \sin(n\omega t_0) - b_n \cos(n\omega t_0)}{a_n \cos(n\omega t_0) + b_n \sin(n\omega t_0)} \right]. \quad (2.6)$$

In the next section we compare the amplitudes and phases of the first few Fourier modes of $\eta(v_{\text{min}}, t)$ for a variety of DM velocity distributions, both with and without GF. These can be computed analytically if one excludes the contribution of GF, otherwise the calculation needs to be done numerically [24].

When considering more than one halo component (e.g. SHM plus a stream or a DD), we assume that the DM consists of a single type of particle, unless otherwise noted. In

this case the amplitude of each mode in the expansion (2.4) for the various halo components can be combined linearly, weighted by their density contribution, i.e. $a_n^{\text{tot}}(v_{\min}) = \sum_i (\rho_i/\rho_{\text{tot}}) a_{n,i}(v_{\min})$ (and analogous equation for $b_n(v_{\min})$), where i labels the various DM subcomponents and $\rho_{\text{tot}} \equiv \sum_i \rho_i$. Notice that the amplitude A_n of the expansion in Eq. (2.5) is not in general obtained by linearly combining the Fourier amplitudes of different DM subcomponents, since the phases will in general be different. If the DM is assumed to be composed of multiple types of particles with different masses and/or interactions, the combination is not so straightforward and one must take into account the whole factor multiplying $\eta(v_{\min}, t)$ in Eq. (2.1). This will be relevant for the case of DM with a dissipative component [14] in Section 3.3.

3 Modulation analysis for various halo models

3.1 SHM

In the SHM the DM velocity distribution in the galactic rest frame is described by an isotropic Maxwellian truncated at the galactic escape speed v_{esc} :

$$f_{\text{R}}(\mathbf{v}) = \frac{e^{-\mathbf{v}^2/v_0^2}}{(\pi v_0^2)^{3/2} N_{\text{esc}}} \Theta(v_{\text{esc}} - |\mathbf{v}|), \quad (3.1)$$

where v_0 is the most probable speed in the galactic rest frame and the normalization is chosen so that $\int d^3v f_{\text{R}}(\mathbf{v}) = 1$,

$$N_{\text{esc}} = \text{Erf}(v_{\text{esc}}/v_0) - \frac{2v_{\text{esc}}}{\sqrt{\pi}v_0} e^{-v_{\text{esc}}^2/v_0^2}. \quad (3.2)$$

We assume v_0 to be equal to the speed of the Local Standard of Rest, $v_0 = 220$ km/s [27], we take the Sun's velocity with respect to the galaxy from Ref. [22], $\mathbf{v}_{\text{SR}} = (11, 232, 7)$ km/s, and $v_{\text{esc}} = 533$ km/s [28].

Fig. 1 shows the amplitudes and phases of the first (solid lines) and second (dashed lines) harmonic including both GF and the eccentricity of Earth's orbit in the calculations (black), including the eccentricity but neglecting GF (yellow), including GF but neglecting the eccentricity (red), and neglecting both the eccentricity and GF (blue). Notice that, due to the negligible impact of the eccentricity on the first harmonic, the solid black line extensively overlaps the red, and the solid dark yellow line completely overlaps the blue, for both the amplitude and the phase. In agreement with Refs. [24, 25], Fig. 1 shows that the inclusion of GF causes an approximate 20 day shift in the phase of the annual harmonic for $v_{\min} \lesssim 100$ km/s and eliminates the sudden phase flips, i.e. the occurrence of a jump in the phase of a given harmonic by half the period. The phase flip can also be identified by the vanishing of the amplitude of a given harmonic. When GF is included, the amplitudes no longer vanish and the phases develop a softer v_{\min} dependence. Actually, the presence of any anisotropy eliminates the phase flip and leads to continuous transitions in the phase. For the remainder of this paper we will loosely use the term phase flip to refer to both the previously defined jump in the phase, and the rapid, but continuous, phase transitions that may appear when anisotropy is present.

The conclusion of Ref. [22] that the ratios of the amplitudes of various harmonics can be used to probe the anisotropy of the DM halo was based on the assumption that the DM velocity distribution is isotropic in the galactic frame. The existence of GF is not consistent

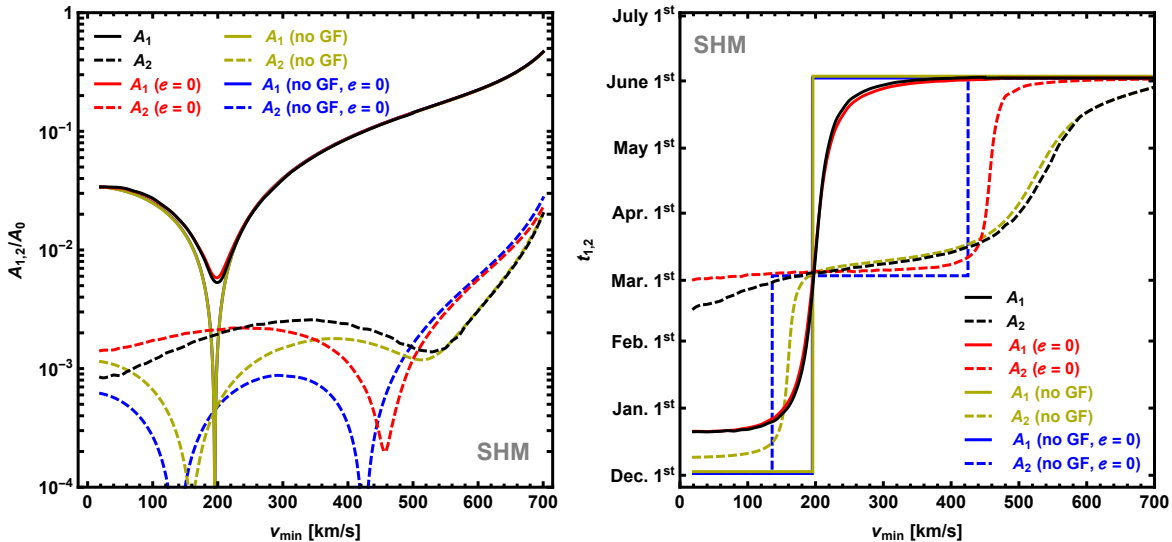


Figure 1. Amplitudes (left) and phases (right) for the first (solid) and second (dashed) harmonics, for the SHM with GF (black, red), without GF (yellow, blue), with eccentricity (black, yellow), and without eccentricity (red, blue). The eccentricity has a negligible impact on the first harmonic, therefore the solid black line extensively overlaps the red, and the solid dark yellow line completely overlaps the blue, for both the amplitude and the phase.

with this assumption. Thus the ratios in Ref. [22] only hold for large v_{\min} , where the effect of GF is not significant because DM particles spend little time in Sun’s gravitational potential. Fig. 2 shows the ratio of coefficients b_1 and a_1 , defined in Eq. (2.4), with GF (solid blue line) and without GF (dashed purple line). One can see that without GF this ratio would be independent of the scattering energy and remains at a constant value of $\simeq 1/59$, as found in Ref. [22]. GF significantly alters this result for $v_{\min} \lesssim 300$ km/s.

3.2 Sagittarius Stream

Since the parameters governing the velocity and dispersion of the Sgr stream are not well known, we will follow the assumptions of [6]. In the galactic coordinate system, we take the mean velocity of the Sgr stream in the galactic frame to be $\mathbf{v}_{\text{Sgr}} = (-65, 135, -249)$ km/s, and model this component with an isotropic Maxwellian with dispersion $v_0 = 30\sqrt{2/3}$ km/s ≈ 25 km/s. We model the smooth virialized component of the halo with the SHM.

Ref. [17] recently studied the effect of the Sgr stream with a self-consistent N-body simulation and found that the addition of the stream can noticeably alter $\eta(v_{\min}, t)$. Specifically, they found four major changes. First, incorporating the Sgr stream in a realistic halo model with a baryonic disk produced a 10–20% increase in the direct search event rate for values of v_{\min} larger than the typical relative stream speed. Additionally, Ref. [17] found a 20–30% decrease in the fractional modulation amplitude defined as

$$\Delta \equiv \frac{\eta_{\max} - \eta_{\min}}{\eta_{\max} + \eta_{\min}}, \quad (3.3)$$

where $\eta_{\max}(v_{\min})$ and $\eta_{\min}(v_{\min})$ are the maximum and minimum of $\eta(v_{\min}, t)$ in time. If the modulation is perfectly sinusoidal with a period of one year, Δ coincides with the amplitude of the sinusoid normalized by the unmodulated component of $\eta(v_{\min}, t)$, i.e. A_1/A_0 . Furthermore, the phase flip of the dominant harmonic was found to occur about 10–15 km/s lower

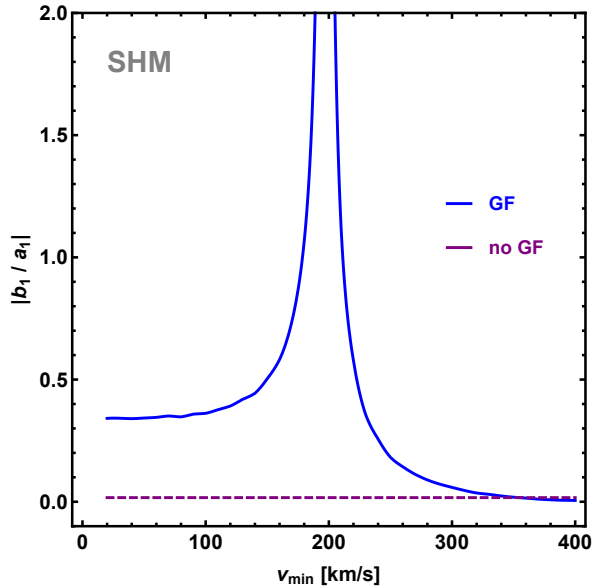


Figure 2. Ratio $|b_1/a_1|$ (see Eq. (2.4)) for the SHM, with GF (solid blue line) and without GF (dashed purple line). Without GF this ratio is approximately $1/59$.

in v_{\min} , and deviations of up to about 20 days were found in the phase of the modulation at values of v_{\min} near the typical speed of a WIMP belonging to the stream as seen in the Sun’s reference frame. We begin by investigating if and how these conclusions change when GF is taken into account.

The left panel of Fig. 3 contains the relative increase in the unmodulated component of $\eta(v_{\min}, t)$ when the Sgr stream is added to the SHM (Sgr+SHM), for stream densities ranging from 1% to 5% of the DM halo density. While Fig. 3 does show an increase in the unmodulated component, GF appears to have no additional effect. The reason for this is explained in further detail in the following paragraphs.

The right panels of Fig. 3 show the fractional amplitude as defined in Eq. (3.3) for the Sgr+SHM, for $\rho_{\text{Sgr}}/\rho_{\text{SHM}} = 0.01$ (dashed) and 0.05 (solid), with (top) and without (bottom) GF. Here and in the following, the shaded regions between the dashed and solid lines highlight where lines corresponding to intermediate densities lie. As with the unmodulated component of the rate, the fractional modulation amplitude for Sgr+SHM seems to not be affected by GF. Small deviations from the SHM do occur at $v_{\min} \lesssim 200$ km/s, and at values of v_{\min} near the speed of the stream in Earth’s frame, regardless of GF. However, Fig. 4 of Ref. [17] shows that the uncertainty in the velocity distribution of the virialized component of the dark halo, specifically deviations from the assumed Maxwellian distribution, have a larger influence on $\Delta(v_{\min})$ than the addition of the Sgr stream to the SHM.

The effect of GF is known to increase as the relative WIMP velocity in the solar frame decreases. This is because slower WIMPs spend more time in the Sun’s gravitational potential. The parameters of the Sgr stream chosen in this paper imply the majority of the WIMPs coming from the Sgr stream move at roughly $v_{\text{Sgr}}^{\text{S}} \equiv 300$ km/s in the Sun’s frame, with very few traveling below 250 km/s. Thus we do not find it surprising that GF has little impact on the unmodulated component of $\eta(v_{\min}, t)$ and the fractional modulation amplitude when the Sgr stream is added to the SHM. Notice that the SHM component of the Sgr+SHM has a lower average WIMP speed and a much larger dispersion with respect to the Sgr component,

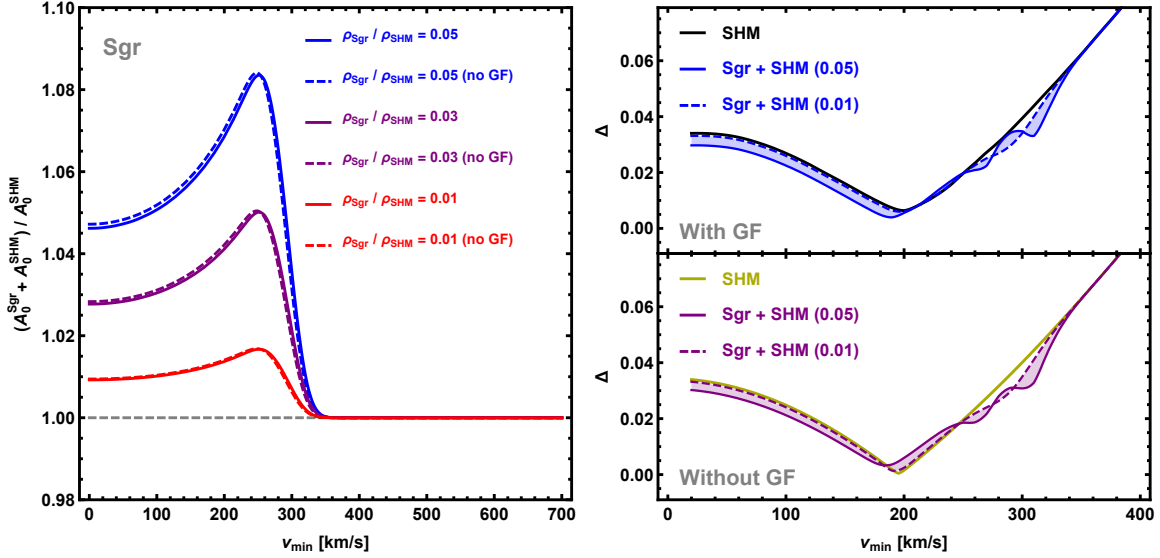


Figure 3. Left: Unmodulated component of $\eta(v_{\min}, t)$, A_0 , for Sgr+SHM, normalized by the unmodulated component for the SHM alone, for $\rho_{\text{Sgr}}/\rho_{\text{SHM}} = 0.01$ (red), 0.03 (purple), and 0.05 (blue), with (solid) and without (dashed) GF. Right: Fractional modulation amplitude, as defined in Eq. (3.3), for Sgr+SHM with (top) and without (bottom) GF, and for stream densities ranging from $\rho_{\text{Sgr}}/\rho_{\text{SHM}} = 0.01$ (dashed) to 0.05 (solid). Results are compared with the SHM alone.

implying WIMPs from the background component of the dark halo will be more affected by GF than those in the stream. Figs. 4 and 5 show how this influences the amplitudes and phases of the first and second harmonics.

Fig. 4 shows the amplitude A_1 (left) and the phase t_1 (right) of the first harmonic. Without GF, A_1 would experience almost no deviation from the SHM, except around the v_{\min} values where the SHM has a dip due to the phase flip, and in a small region near $v_{\text{Sgr}}^{\text{S}}$ where it decreases by at most a factor of 2. Including GF does not noticeably affect these results. When GF is accounted for, the flip of t_1 in the Sgr+SHM is delayed relative to the SHM alone, but it occurs more rapidly, causing a deviation in the phase by up to two months. As found in Ref. [17], when the Sgr stream is added to the smooth component of the halo there appears to be a significant deviation of up to two months in the phase of the annual modulation near $v_{\min} \simeq v_{\text{Sgr}}^{\text{S}}$. This effect occurs regardless of GF, and the inclusion of GF even appears to enhance this deviation for low density streams, resulting in an approximately 20 day phase shift for $\rho_{\text{Sgr}}/\rho_{\text{SHM}} = 0.01$.

Fig. 5 shows the amplitude A_2 (left) and the phase t_2 (right) of the second harmonic. The results for the phase of the second harmonic are very similar to those of the first. Without GF, A_2 would deviate significantly from the SHM only at $v_{\min} \simeq v_{\text{Sgr}}^{\text{S}}$ and around the point where the SHM amplitude has a dip due to a phase flip. When GF is included the dip vanishes but the enhancement of the amplitude at $v_{\min} \simeq v_{\text{Sgr}}^{\text{S}}$ remains. This enhancement is roughly a factor of 4 for $\rho_{\text{Sgr}}/\rho_{\text{SHM}} = 0.05$. Without GF, the phase would exhibit a flip at smaller v_{\min} values and would experience strong deviations from the SHM of up to ~ 50 days for $250 \text{ km/s} < v_{\min} < 350 \text{ km/s}$. The inclusion of GF again washes out the low v_{\min} deviations, but leaves those above $v_{\min} \approx 200 \text{ km/s}$ intact. Thus one would expect a 1%

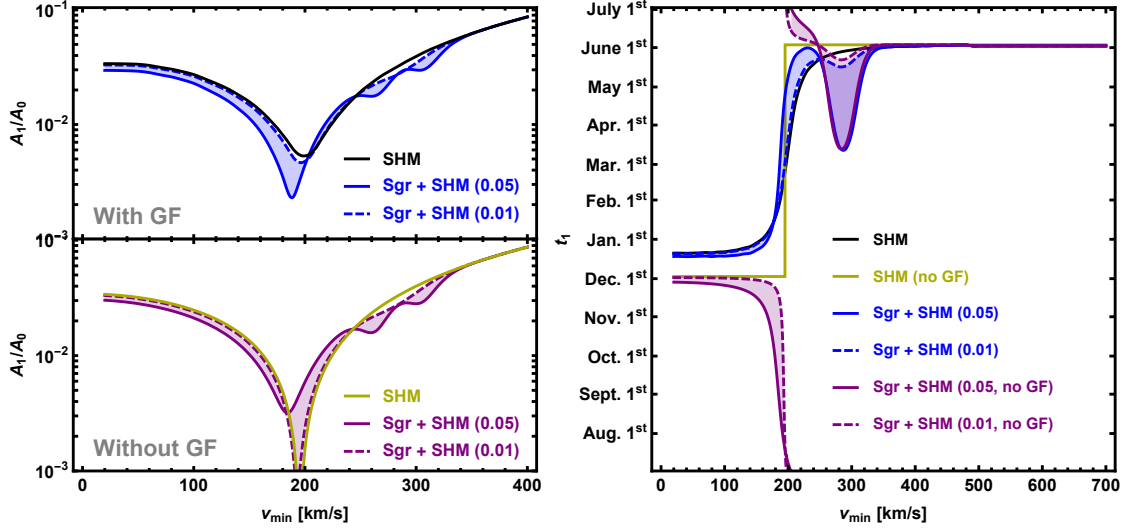


Figure 4. Amplitudes (left) and phases (right) of the first harmonic for the Sgr+SHM. We include the lines for the SHM alone for comparison. Dashed lines are for a low density stream, solid lines for a high density stream (see text). Blue lines and regions (black for the SHM alone) include GF, while purple lines and regions (dark yellow for the SHM alone) neglect GF.

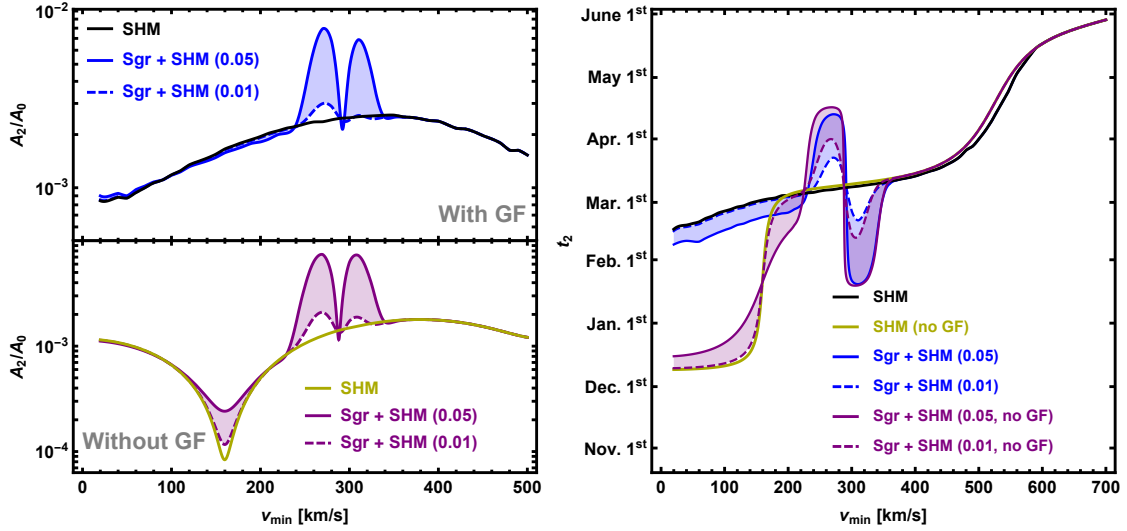


Figure 5. Same as Fig. 4, but for the second harmonic.

density stream to have a second harmonic phase similar to the SHM's, except in the region $v_{\min} \approx v_{\text{Sgr}}^{\text{S}}$, where the stream could cause deviations of as much as 45 days.

To summarize, including GF in Sgr+SHM calculations does not affect the unmodulated rate or the fractional amplitude. Furthermore, it appears to wash out characteristics that

may allude to the potential existence of DM substructure in the phases of the first and second harmonics for values of $v_{\min} \lesssim 200$ km/s. The features arising from the substructure near $v_{\min} \approx v_{\text{Sgr}}^{\text{S}}$, however, are left intact. Since the effect of GF is negligible at $v_{\min} \gtrsim 300$ km/s, should the Sgr stream contribute non-negligibly to the local DM density, anisotropies arising from the Sgr stream could be probed using the ratios of harmonics as proposed in Ref. [22].

3.3 Dark Disk

We consider here two distinct types of DDs. The first could form from accretions of massive satellites onto the galactic disk [10–13]. In this scenario, the DM in the halo of the satellite galaxies and the DM comprising our own galaxy’s halo is expected to be of the same type, i.e. non-dissipative in nature. While the DM in the halo must be non-dissipative in order to maintain its known spatial distribution, Ref. [14] has shown that a subdominant portion of at most 5% could be dissipative. If such a component exists, it would form a DD in much the same way the baryonic matter dissipates energy and forms the visible disk. We refer to this second scenario as dissipative dark disk (DDD). Densities of DDs are expected to range from $\rho_{\text{disk}}/\rho_{\text{halo}} = 0.2$ to 1, with this ratio being strictly less than 3 and likely less than 2 [12].

We model both the non-dissipative DD and the DDD using a truncated Maxwellian. Consistent with the values found in numerical simulations, we model the DD with a rotation velocity 50 km/s slower than the Local Standard of Rest ($v_{\text{lag}} = 50$ km/s) and with velocity dispersion $v_0 = 70$ km/s [11]. While we present our results for a non-dissipative DD together with a SHM halo (DD+SHM), results for the DDD are obtained without a background halo component, as a specific particle model for all (dissipative and non-dissipative) DM components would be required before the velocity integrals of SHM and DDD could be combined.

The left panel of Fig. 6 shows the enhancement of the unmodulated component of $\eta(v_{\min}, t)$, A_0 , for a DD combined with the SHM (DD+SHM) relative to that of the SHM alone, for $\rho_{\text{DD}}/\rho_{\text{SHM}} = 0.2$ (green), 0.5 (red), 1 (purple), and 2 (blue), with (solid) and without (dashed) GF. When GF is neglected, adding a DD to the halo can increase the unmodulated rate by as little as 150% for $\rho_{\text{DD}}/\rho_{\text{SHM}} = 0.2$, or as much as 775% for $\rho_{\text{DD}}/\rho_{\text{SHM}} = 2$, but only for $v_{\min} \leq 200$ km/s. GF does not appreciably change this result for the low density DD, but can increase the unmodulated component of the high density DD by an additional 60%.

The right panel of Fig. 6 shows the fractional modulation amplitude $\Delta(v_{\min})$ for the DD+SHM, defined in Eq. (3.3). For values of v_{\min} below 300 km/s, where one expects GF and a DD with small v_{lag} to be most influential, the SHM predicts a fractional modulation amplitude of at most $\sim 4\%$. Without GF, the addition of the DD to the SHM would increase Δ to as much as 12%. The presence of GF reduces the influence of the DD, resulting in at most an 8% fractional modulation amplitude. For $v_{\min} > 250$ km/s, the influence of the DD and GF vanish and the DD+SHM results are identical to those of the SHM.

The left panel of Fig. 7 shows the amplitude of the first harmonic. Without GF (purple), the addition of the DD would either increase or decrease the relative amplitude of the first harmonic, depending on the values of $\rho_{\text{DD}}/\rho_{\text{SHM}}$ and v_{\min} . Due to GF the addition of the DD primarily enhances the amplitude of the first harmonic. This enhancement can be as large as a factor of 5 for $\rho_{\text{DD}}/\rho_{\text{SHM}} = 2$.

The right panel of Fig. 7 shows how the DD impacts the expected phase of the first harmonic, with (blue) and without (purple) GF. Regardless of whether or not GF is included,

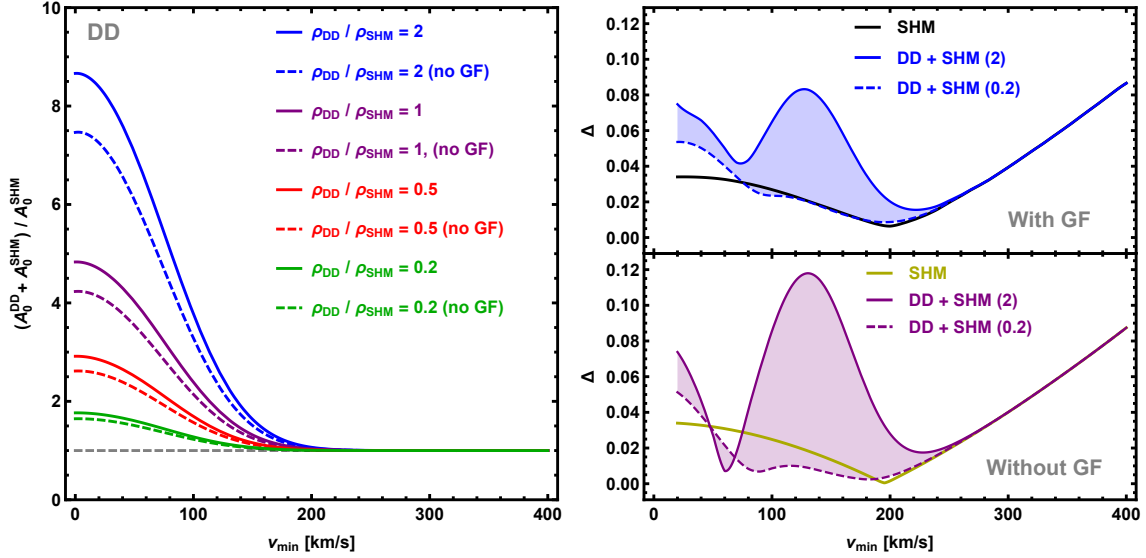


Figure 6. Left: Unmodulated component of $\eta(v_{\min}, t)$, A_0 , for the DD+SHM normalized by the unmodulated component for the SHM alone, for $\rho_{\text{DD}}/\rho_{\text{SHM}} = 0.2$ (green), 0.5 (red), 1 (purple), and 2 (blue), with (solid) and without (dashed) GF. Right: Fractional modulation amplitude, as defined in Eq. (3.3), for the DD+SHM with (top) and without (bottom) GF, and densities ranging from $\rho_{\text{DD}}/\rho_{\text{SHM}} = 0.2$ (dashed) to 2 (solid). Results are compared with the SHM alone.

the phase of the first harmonic of the DD+SHM looks identical to that of the SHM for $v_{\min} > 250$ km/s. Without GF, the phase of the first harmonic would deviate from the SHM by nearly 6 months for v_{\min} between 70 km/s and 200 km/s. When GF is accounted for, this phase difference between the DD+SHM and SHM is at most 4 months, and the range of v_{\min} at which this deviation occurs is reduced to $100 \text{ km/s} \leq v_{\min} \leq 180 \text{ km/s}$.

Fig. 8 shows the effect of a DD on the second harmonic. As for the first harmonic, the DD affects neither the relative amplitude nor the phase for $v_{\min} > 250$ km/s. Below this value, the relative amplitude of the second harmonic of the DD+SHM is primarily enhanced when GF is neglected, except in very narrow regions around $v_{\min} \simeq 50$ and $v_{\min} \simeq 140$ km/s, depending on ρ_{DD} . When GF is included, the amplitude for the DD+SHM is enhanced by up to a factor of 10 for $\rho_{\text{DD}}/\rho_{\text{SHM}} = 2$ and a factor of 3 for $\rho_{\text{DD}}/\rho_{\text{SHM}} = 0.2$, but only at values of v_{\min} below 180 km/s. A slight reduction in the amplitude occurs for all DD densities plotted between v_{\min} values of 180 km/s and 250 km/s. The phase of the second harmonic without GF would consistently differ from the SHM by up to 75 days for values of v_{\min} below 250 km/s. GF slightly reduces the difference in t_2 between DD+SHM and SHM alone for $v_{\min} < 250$ km/s. The maximum phase difference between DD+SHM and the SHM is roughly 50 days, but may be as little as 15 days for $\rho_{\text{DD}}/\rho_{\text{SHM}} = 0.2$.

In summary, we find that the existence of a DD with a lag speed of 50 km/s and dispersion of 70 km/s can significantly alter the unmodulated rate, the fractional modulation amplitude, and the phases of the dominant harmonics, but only for $v_{\min} \lesssim 250$ km/s. A larger (smaller) v_{lag} would increase (decrease) the v_{\min} values at which the features associated with the DD appear. GF is shown to further enhance the unmodulated rate and fractional amplitude, but it diminishes the influence of the DD on the phases of the dominant harmonics.

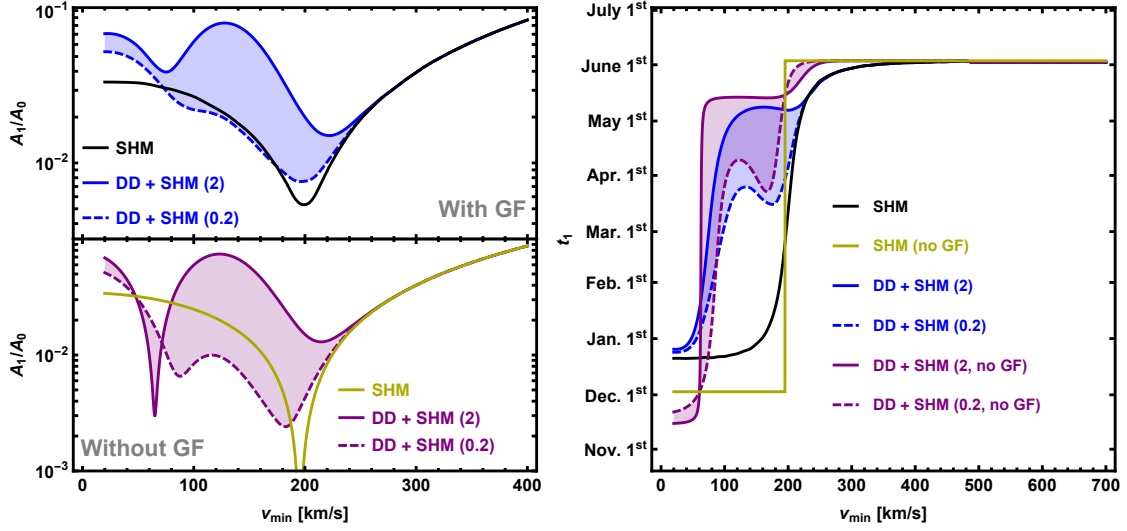


Figure 7. Amplitudes (left) and phases (right) of the first harmonic for the DD+SHM. Results are compared against those for the SHM alone. Dashed lines are for a low density DD, solid lines for a high density DD. Blue lines and regions (black for the SHM alone) include GF, while purple lines and regions (dark yellow for the SHM alone) neglect GF.

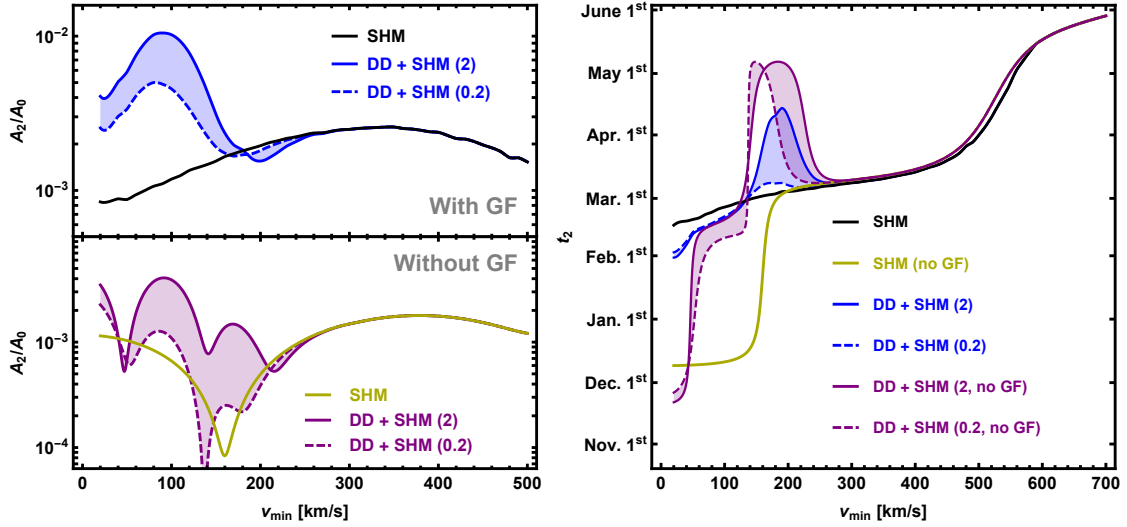


Figure 8. Same as Fig. 7 but for the second harmonic.

However, one should keep in mind that the relative importance of GF seen in this paper is dependent upon the chosen rotation velocity of the DD.

We notice that the method of Ref. [22] for probing the nature of anisotropies in the dark halo with ratios of harmonics may not be useful for a DD, as the region in which deviations

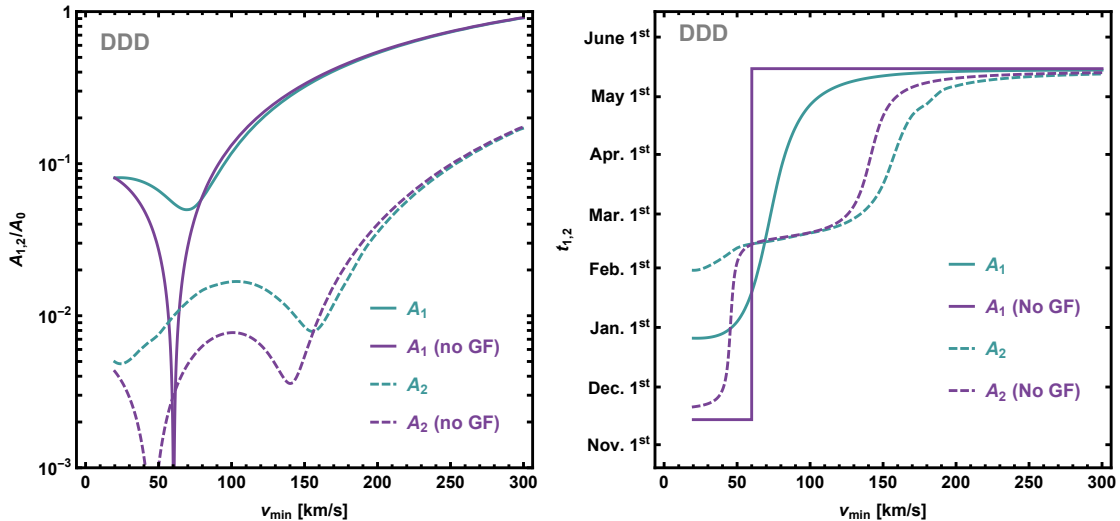


Figure 9. Amplitudes (left panel) and phases (right panel) of the first (solid) and second (dashed) harmonics for the DDD, with (light blue) and without (purple) GF.

occur directly overlaps with the region made anisotropic by GF (at least in the example provided here). The effect of GF would be noticeably reduced should the DD rotate at a velocity significantly different from the rotation velocity of the Sun. This is because, in the Sun’s reference frame, WIMPs from the DD will be moving faster and spend less time in the Sun’s gravitational potential.

We also show in Fig. 9 the amplitudes (left panel) and phases (right panel) of the first (solid lines) and second (dashed lines) harmonics for the DDD alone, with (light blue) and without (purple) GF. The amplitudes for the DDD look very similar to those of the SHM, but they appear at much lower v_{\min} values for the DDD lag speed we assume (50 km/s). This should be expected, as the DDD contains WIMPs coming from approximately the same direction as the dark halo but with a lower relative speed and a smaller dispersion. The most notable differences occur in the phases. For all values of v_{\min} , the phases of the first and second harmonic for the DDD are shifted approximately half a month earlier when compared to the phases of the SHM (see Fig. 1 for comparison).

4 Conclusions

We have considered how gravitational focusing of DM due to the Sun’s gravitational potential would alter the time modulation of a DM signal. Previous studies have separately considered extracting information using a harmonic analysis [22] and investigating how anisotropies in the DM halo might influence direct DM detection experiments [23–25]. The purpose of this paper is to unify these analyses and investigate how GF would alter the results of a harmonic analysis in the presence of DM velocity substructure.

We performed our analysis on a dark halo described by the standard halo model (SHM), a SHM with an added DM stream as expected from the tidal disruption of the Sgr dwarf galaxy by the Milky Way, a SHM plus a dark disk (DD) with lag speed $v_{\text{lag}} = 50$ km/s, and

a dissipative dark disk alone (DDD) with the same lag speed. Our results for the SHM alone are in agreement with Ref. [25]. Additionally, the conclusion of Ref. [22] that there should exist ratios of the amplitudes of harmonics independent of v_{\min} was shown to be inconsistent with the presence of GF at $v_{\min} \lesssim 300$ km/s. This does not come as a surprise as the result of [22] assumes that the local DM halo in the galactic frame is isotropic, and GF inherently makes the halo anisotropic.

For the Sgr stream, modeled with a velocity $\mathbf{v}_{\text{Sgr}} = (-65, 135, -249)$ km/s in galactic coordinates, we found that GF is unlikely to significantly affect any DM particles coming from the stream, but can affect the smooth halo component, and thus can alter the relative contributions of the Sgr stream and the smooth halo to the velocity integral $\eta(v_{\min}, t)$. We showed that by increasing the relative importance of the background halo, GF tends to reduce characteristic features that would otherwise be expected to appear in the phases of the annual and biannual harmonics from the inclusion of the Sgr stream component. In spite of this, GF does not eliminate the more prominent features which have the potential to alter the expected phase of the annual modulation by more than two months for values of $v_{\min} \approx v_{\text{Sgr}}^{\text{S}}$ with respect to the SHM alone, where $v_{\text{Sgr}}^{\text{S}}$ is the speed of the Sgr stream in the Sun's reference frame.

For our DD+SHM analysis we considered a dark disk co-rotating with the baryonic disk but with a smaller rotational velocity. Since the relative velocity of DM in the DD is much smaller than in the SHM or Sgr stream, one would expect GF to have a much larger influence in this model. Indeed we showed that the inclusion of a DD has a large influence on the unmodulated rate, the fractional amplitude, the amplitudes of the annual and biannual harmonics, and the phases of the annual and biannual harmonics. However, these effects appear only at $v_{\min} \lesssim 250$ km/s.

Our conclusions support the idea that analyzing the harmonic series of the DM differential scattering rate could potentially shed light on the distribution of DM in our galaxy. We have found that when DM velocity substructure is present, GF washes out some of the more distinctive features that would appear in the amplitudes and phases of the dominant harmonics were GF neglected. This is so because GF enhances the density of the low velocity WIMPs in the smooth halo component. However, deviations with respect to the SHM, most notably in the phases of the harmonics, can still persist and could provide insight into the astrophysical nature of DM.

5 Acknowledgments

We heartily thank Ji-Haeng Huh for his participation and support in the initial stages of this work. E.D.N. and G.B.G. were supported by the Department of Energy under Award Number DE-SC0009937.

References

- [1] G. B. Gelmini, *TASI 2014 Lectures: The Hunt for Dark Matter*, arXiv:1502.01320 [hep-ph].
- [2] K. Freese, M. Lisanti and C. Savage, *Colloquium: Annual modulation of dark matter*, Rev. Mod. Phys. **85** (2013) 1561 [arXiv:1209.3339 [astro-ph.CO]].
- [3] M. Vogelsberger, A. Helmi, V. Springel, S. D. M. White, J. Wang, C. S. Frenk, A. Jenkins and A. D. Ludlow *et al.*, *Phase-space structure in the local dark matter distribution and its signature in direct detection experiments*, Mon. Not. Roy. Astron. Soc. **395** (2009) 797 [arXiv:0812.0362 [astro-ph]].

- [4] A. Green, *Effect of Realistic Astrophysical Inputs on the Phase and Shape of Weakly Interacting Massive Particle Annual Modulation Signal*, Phys. Rev. D **68** (2003) 023004 [arXiv: 0304446 [astro-ph]].
- [5] G. Gelmini and P. Gondolo, *Weakly Interacting Massive Particle Annual Modulation with Opposite Phase in Late-Infall Models*, Phys. Rev. D **64** (2001) 023504 [arXiv: 0012315 [hep-ph]].
- [6] K. Freese, P. Gondolo, H. Newberg, and M. Lewis, *Effects of the Sagittarius Dwarf Tidal Stream on Dark Matter Detectors*, Phys. Rev. Lett. **92** (2004) 111301 [arXiv: 0310334 [astro-ph]].
- [7] C. Savage, K. Freese, and P. Gondolo, *Annual Modulation of Dark Matter in the Presence of Streams*, Phys. Rev. D **74** (2006) 043531 [arXiv: 0607121 [astro-ph]].
- [8] N. Fornengo and S. Scopel, *Temporal Distortion of the Annual Modulation Signal of Weakly Interacting Massive Particles at Low Recoil Energies*, Phys. Rev. B **576** (2003) 189 [arXiv: 0301.1132 [hep-ph]].
- [9] P. Belli, R. Cerulli, N. Fornengo, and S. Scopel, *Effect of the Galactic Halo Modeling on the DAMA-NaI Annual Modulation Result: An Extended Analysis of the Data for Weakly Interacting Massive Particles with a Purely Spin-Independent Coupling*, Phys. Rev. D **66** (2002) 043505 [arXiv: 0203242 [hep-ph]].
- [10] C. Purcell, J. Bullock, and M. Kaplinghat, *The Dark Disk of the Milky Way*, ApJ **703** (2009) 2275 [arXiv: 0906.5348 [astro-ph]].
- [11] J. I. Read, G. Lake, O. Agertz and V. P. Debattista, *Thin, Thick and Dark Discs in LCDM*, MNRAS **389** (2008) 1041 [arXiv: 0803.2714 [astro-ph]].
- [12] T. Bruch, J. Read, L. Baudis and G. Lake, *Detecting the Milky Way's Dark Disk*, ApJ **696** (2009) 920 [arXiv: 0804.2896 [astro-ph]].
- [13] J. I. Read, L. Mayer, A. M. Brooks, F. Governato and G. Lake, *A Dark Matter Disc in Three Cosmological Simulations of Milky Way Mass Galaxies*, MNRAS **397** (2009) 44 [arXiv: 0902.0009 [astro-ph]].
- [14] J. J. Fan, A. Katz, L. Randall, and M. Reece, *Dark-Disk Universe*, Phys. Rev. Lett. **110** (2013) 211302 [arXiv: 1303.3271 [hep-ph]].
- [15] K. Freese, P. Gondolo, and H. Newberg, *Detectability of Weakly Interacting Massive Particles in the Sagittarius Dwarf Tidal Stream*, Phys. Rev. D **71** (2005) 043516 [arXiv: 0309279 [astro-ph]].
- [16] M. Kuhlen, M. Lisanti, and D. Spergel, *Direct Detection of Dark Matter Debris Flow*, Phys. Rev. D **86** (2012) 063505 [arXiv: 1202.0007 [astro-ph]].
- [17] C. Purcell, A. Zentner, and M. Y. Wang, *Dark Matter Direct Search Rates in Simulation of the Milky Way and Sagittarius Stream*, JCAP **08** (2012) 027 [arXiv: 1203.6617 [astro-ph]].
- [18] M. Lisanti and D. N. Spergel, *Dark Matter Debris Flows in the Milky Way*, Phys. Dark Univ. **1** (2012) 155 [arXiv:1105.4166 [astro-ph.CO]].
- [19] D. Stiff, L. Widrow, and J. Frieman, *Signatures of Hierarchical Clustering in Dark Matter Detection Experiments*, Phys. Rev. D **64** (2001) 083516 [arXiv: 0106048 [astro-ph]].
- [20] J. I. Read, *The Local Dark Matter Density*, J. Phys. G **41** (2014) 063101 [arXiv:1404.1938 [astro-ph.GA]].
- [21] G. R. Ruchti, J. I. Read, S. Feltzing, A. M. Serenelli, P. McMillan, K. Lind, T. Bensby and M. Bergemann *et al.*, *The Gaia-ESO Survey: a quiescent Milky Way with no significant dark/stellar accreted disc*, arXiv:1504.02481 [astro-ph.GA].

- [22] S. Lee, M. Lisanti, and P. Safdi, *Dark-Matter Harmonics Beyond Annual Modulation*, JCAP **11** (2013) 033 [arXiv: 1307.5323 [hep-ph]].
- [23] M. Alenazi and P. Gondolo, *Phase-space Distribution of Unbound Dark Matter Near the Sun*, Phys. Rev. D **74** (2006) 083518 [arXiv:0608390 [astro-ph]].
- [24] S. Lee, M. Lisanti, A. Peter, and B. Safdi, *Effect of Gravitational Focusing on Annual Modulation in Dark-Matter Direct-Detection Experiments*, Phys. Rev. Lett. **112** (2014) 011301 [arXiv: 1308.1953 [astro-ph]].
- [25] N. Bozorgnia and T. Schwetz, *Is the Effect of the Sun's Gravitational Potential on Dark Matter Particles Observable?*, [arXiv:1405.2340 [astro-ph]].
- [26] N. Bozorgnia, G. Gelmini, P. Gondolo, *Aberration Features in Directional Dark Matter Detection*, JCAP **1208** (2012) 011 [arXiv: 1205.2333 [astro-ph]].
- [27] F. Kerr and D. Lynden-Bell, *Review of Galactic Constants*, MNRAS **221** (1986) 1023.
- [28] T. Piffi *et al.*, *The RAVE survey: the Galactic Escape Speed and the Mass of the Milky Way*, [arXiv: 1309.4293 [astro-ph]].