

Lawrence Berkeley National Laboratory

Recent Work

Title

ENERGY-DEPENDENT MULTIPLICITIES OF CONTINUUM GAMMA RAYS

Permalink

<https://escholarship.org/uc/item/4cm7c37z>

Author

Newton, J.O.

Publication Date

1977

Submitted to Physical Review Letters

LBL-5830
Preprint c.)

ENERGY-DEPENDENT MULTIPLICITIES OF CONTINUUM
GAMMA RAYS


J. O. Newton, I. Y. Lee, R. S. Simon, M. M. Aleonard,
Y. El Masri, F. S. Stephens, and R. M. Diamond

January 1977

Prepared for the U. S. Energy Research and
Development Administration under Contract W-7405-ENG-48

For Reference

Not to be taken from this room



LBL-5830
c. |

DISCLAIMER

This document was prepared as an account of work sponsored by the United States Government. While this document is believed to contain correct information, neither the United States Government nor any agency thereof, nor the Regents of the University of California, nor any of their employees, makes any warranty, express or implied, or assumes any legal responsibility for the accuracy, completeness, or usefulness of any information, apparatus, product, or process disclosed, or represents that its use would not infringe privately owned rights. Reference herein to any specific commercial product, process, or service by its trade name, trademark, manufacturer, or otherwise, does not necessarily constitute or imply its endorsement, recommendation, or favoring by the United States Government or any agency thereof, or the Regents of the University of California. The views and opinions of authors expressed herein do not necessarily state or reflect those of the United States Government or any agency thereof or the Regents of the University of California.

ENERGY-DEPENDENT MULTIPLICITIES OF CONTINUUM

GAMMA RAYS⁺

J. O. Newton^{*}, I. Y. Lee, R. S. Simon^{**}, M. M. Aleonard,[†]
Y. El Masri,^{††} F. S. Stephens, and R. M. Diamond

Nuclear Science Division
Lawrence Berkeley Laboratory
University of California
Berkeley, California 94720

Abstract

Multiplicities as a function of γ -ray energy have been measured for continuum γ -ray spectra produced in argon reactions at several bombarding energies on various targets. With the heavier systems there exist regions in the spectra that have particularly high multiplicities which can be associated with the yrast (collective) cascade. The results suggest that the angular momentum in the γ -ray cascade is limited by α emission for $Z \lesssim 60$ and by fission for $Z \gtrsim 60$.

Information about states of very high angular momentum can be obtained from the continuum γ -rays following (HI, xn) reactions. Studies of the multiplicities¹ and the energy spectra of these γ -rays^{2,3} have begun. We report here on the first measurements of the multiplicities

as a function of γ -ray energy E_γ and show that, for a wide range of final nuclei, there exist energy regions with high multiplicity.

Targets of ^{12}C , ^{27}Al , KCl , Ti , Fe , ^{68}Zn , ^{82}Se , ^{126}Te , and ^{130}Te , 0.5-1.2 mg cm^{-2} thick, deposited on 0.02 mm Pb backings, were bombarded with ^{40}Ar ions from the Berkeley 88" cyclotron; the energy ranged between 119 and 185 MeV. A "multiplicity filter" was used consisting of six 7.5 cm \times 7.5 cm NaI(Tl) detectors placed symmetrically around the beam axis, and located upstream from the target in order to minimize the number of neutrons detected. The efficiency of each of these detectors was 2.1% and varied less than 20% between 0.4 and 2.7 MeV. The number of NaI detectors firing in coincidence with events in a 50 cm^3 Ge(Li) detector, placed at an angle of 45° to the beam direction and 7.5 cm from the target, or in a 7.5 cm \times 7.5 cm NaI detector at -45° and 60 cm was recorded. Neutron events in this NaI detector were excluded by time-of-flight. The Ge(Li) detector gave multiplicities for individual γ -ray lines, and hence individual reaction channels, while the NaI gave the multiplicity as a function of E_γ , irrespective of reaction channel.

Some of these multiplicity distributions for the NaI pulse-height spectra are shown in Fig. 1a,b. (Correction for the detector response function does not appreciably change the results). The characteristic feature is a peak at an energy somewhere between 1 and 3 MeV. The energy region above this peak arises from the statistical emission of γ -rays which occurs irrespective of the angular momentum of the system. It would therefore be expected to have about the average multiplicity of all reaction channels. The peak itself arises from the cascade of γ -rays

parallel to the yrast line. If some type of rotational motion is involved, the highest γ -ray energy in the yrast cascade, $E_{\gamma}(\text{max})$, will correspond generally to the highest initial angular momentum and hence the highest multiplicity. With any reasonable values for the moment of inertia, this $E_{\gamma}(\text{max})$ will be in the range 1 to 3 MeV for the nuclei and bombarding energies considered here. Thus the multiplicity peak identifies rather directly the γ -ray energies occurring near the top of the yrast cascade.

As the bombarding energy is increased the angular momentum input to the system is increased. This effect is shown in the multiplicity distributions of Fig. 1a, where the average multiplicity of the "statistical" region increases steadily with energy up to 161 MeV and corresponds quite closely to that expected from reasonable assumptions regarding the angular momentum input for complete fusion. The reduction at 185 MeV must be due to the onset of some other reaction mechanism, such as fission or deep inelastic scattering, where all the angular momentum is not transferred to the internal degrees of freedom of the nucleus. The development of the ~ 2 MeV peak with bombarding energy shown in Fig. 1a is very impressive. The maximum multiplicity in the peak should be somewhat less than that for the optimum channel (fewest evaporated particles) due to dilution by statistical gamma rays. The energy of the peak moves up slowly with bombarding energy, but is effectively limited when the highest angular momenta no longer contribute to the yrast cascade.

The angular momentum reaching the yrast region could be limited by (1) the maximum angular momentum involved in complete fusion, (2) fission of the compound system, and (3) particle emission competing with γ -emission in the yrast region. For the highest bombarding energies used here, (1)

is expected to be well above that observed. We have made estimates for the limiting angular momenta and for the corresponding end-point γ -ray energies for (2) and (3). Those from fission were obtained from the liquid-drop model following the method of Cohen, Plasil, and Swiatecki.⁴ (We assumed a fission barrier of 10 MeV, taken to be an effective particle binding energy.) The energy available for particle emission with orbital angular momentum ℓ from an yrast state of angular momentum I can be written: $E(P) = \Delta E(I, \ell) - B(P)$, where $\Delta E(I, \ell)$ is the difference between the yrast energies (taken to be those of spherical rigid rotors) for parent and daughter with spins I and $I - \ell$ respectively. Also, $B(P)$ is the liquid-drop binding energy for the particle P , which is more appropriate than the ground-state binding energy at these high angular momenta. The E2-transition energy from the state I is: $E_{\gamma}(I) = (\hbar^2/2\mathcal{I})(4I-2)$, where \mathcal{I} is taken to be the rigid-body moment of inertia for the parent nucleus.

We can evaluate ℓ , $I(\max)$, and $E_{\gamma}(\max)$ for the point where the probabilities for γ -decay and particle decay are equal, provided some assumptions are made regarding the $B(E2)$ and the particle decay width, $\Gamma(P)$. We have used $B(E2)_{\downarrow} = 1.6 (Z/66)^{3/2} (A/162)^{4/3} e^2 b^2$ which is appropriate for rotational transitions and accounts roughly for the variation of equilibrium deformation with mass and charge numbers, A and Z . We also took $\Gamma(P) = T_{\ell}(P)D/2\pi$, where $T_{\ell}(P)$ is the transmission coefficient and D the level spacing.⁵ We evaluated the $T_{\ell}(P)$ from an optical-model code and for D we took two values, 30 and 3 keV, at $I = 40$ for $A = 104$. Since we do not know the effective excitation energy above the yrast line, we have essentially normalized D to the experimental data, but these values seem plausible. To allow for the variation of D with A and

I, we used the triaxial-rotor model of Bohr and Mottelson⁶ for the yrast region. This leads to the conclusion that the level spacing near the yrast line is proportional to $IA^{-5/3}$, provided we assume that the shape of the nucleus is independent of A and I. There is considerable uncertainty in our values for the $B(E2)$ and especially for the $\Gamma(P)$, but the results show that the limiting angular momenta for proton and neutron emission in these moderately neutron-deficient nuclei are approximately twice those for α emission and hence the limit is given by α emission.

The results for $I(\max)$ and $E_{\gamma}(\max)$ are shown in Fig. 2, and there is reasonably good agreement with the experimental data. The limiting angular momenta are low for the lower Z values, which results in smaller peaks since the number of γ -rays decreases and $E_{\gamma}(\max)$ increases. Figure 1b shows that peaks cannot be observed clearly below the Ti + Ar system ($Z = 40$).

It should be pointed out that variations from the rather smooth behavior of the lines in Fig. 2 will occur since both the $B(P)$ and the fission limits change appreciably for a change in neutron number for fixed Z. Also, theoretical calculations⁷ indicate that shell effects should not be completely absent at high angular momenta, and may show up as local variations in the moment of inertia. If these shell effects are large, then the estimate for $E_{\gamma}(\max)$ may be better than that for $I(\max)$, since the energy available for emission depends more on the local slopes of the yrast lines than on the value of I.

The experimental technique used provides a general method for identifying the high multiplicity regions of the γ -ray continuum spectra. The results show that the spectra from nuclei with $Z \gtrsim 40$ involve a

multiplicity peak somewhere between 1 and 3 MeV. This clearly supports the interpretation that these spectra consist of yrast and statistical cascades. We have shown that the observed limiting multiplicities and yrast γ -ray energies can be understood in terms of a simple model, where the upper angular-momentum limit for the γ -ray cascade is imposed either by fission or α -particle emission.

REFERENCES

⁺ This work was done with support from the U. S. Energy Research and Development Administration.

^{*} Nuclear Physics Department, The Australian National University, Canberra, A.C.T. 2600, Australia.

^{**} On leave from Sektion Physik der Ludwig-Maximilians-Universität München, 8046 Garching, Germany; sponsored by the Bundesministerium für Forschung und Technologie.

[†] On leave from Centre d'Etudes Nucléaires de Bordeaux-Gradignan, Domaine du Haut-Vigneau, 33170 Gradignan, France.

^{††} On leave from Institut de Physique Corpusculaire, B-1348 Louvain-la-Neuve, Belgium.

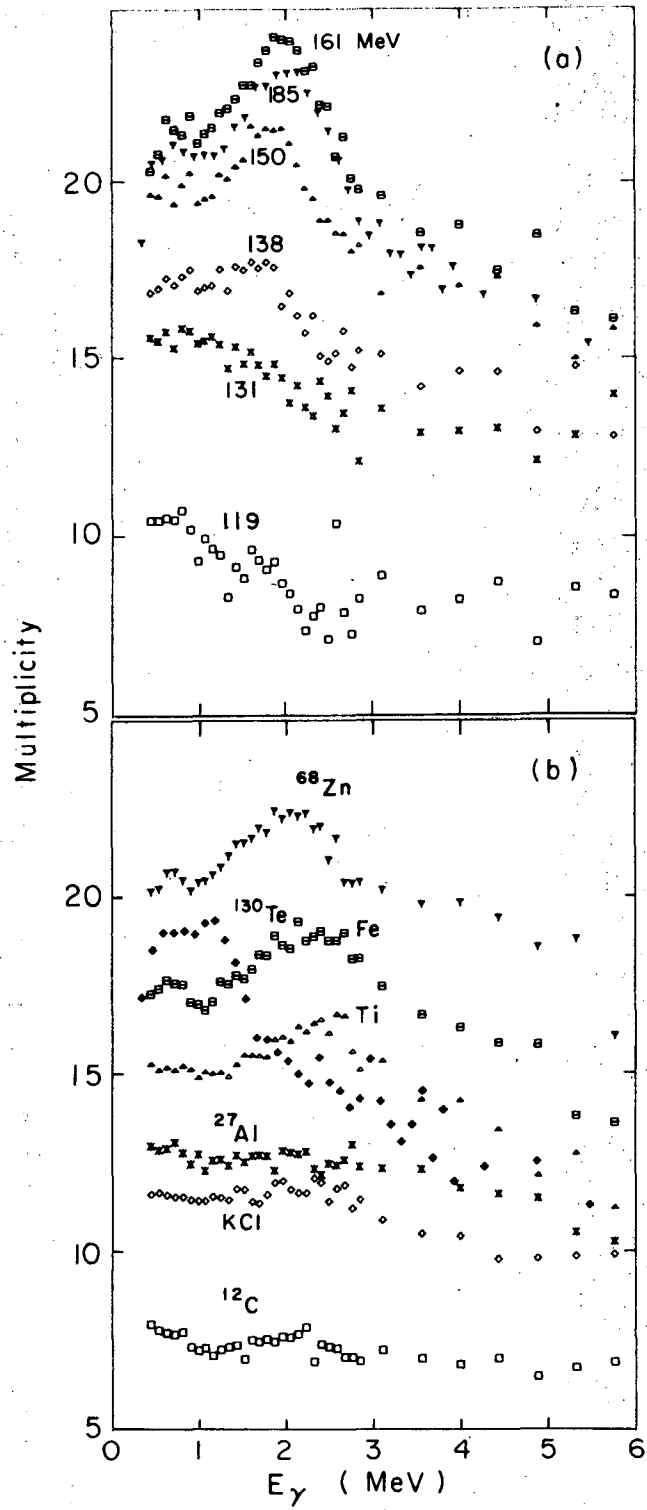
1. G. B. Hagemann, R. Broda, B. Herskind, M. Ishihara, S. Ogaza, and H. Ryde, Nucl. Phys. A245, 166 (1975).
2. J. O. Newton, J. C. Lisle, G. D. Dracoulis, J. R. Leigh, and D. C. Weisser, Phys. Rev. Letters 34, 99 (1975).
3. R. S. Simon, M. V. Banaschik, P. Colombani, D. P. Soroka, F. S. Stephens, and R. M. Diamond, Phys. Rev. Lett. 36, 359 (1976) (and references therein).
4. S. Cohen, F. Plasil, and W. J. Swiatecki, Annals of Physics 82, 557 (1974).
5. J. M. Blatt and V. F. Weisskopf, Theoretical Nuclear Physics (John Wiley and Sons, New York, 1952) p. 569.

6. A. Bohr and B. R. Mottelson, Nuclear Structure, Vol. II,
(W. A. Benjamin, Reading, Mass. 1975) p. 181.
7. I. Ragnarsson and D. P. Soroka, private communication, June, 1976.

FIGURE CAPTIONS

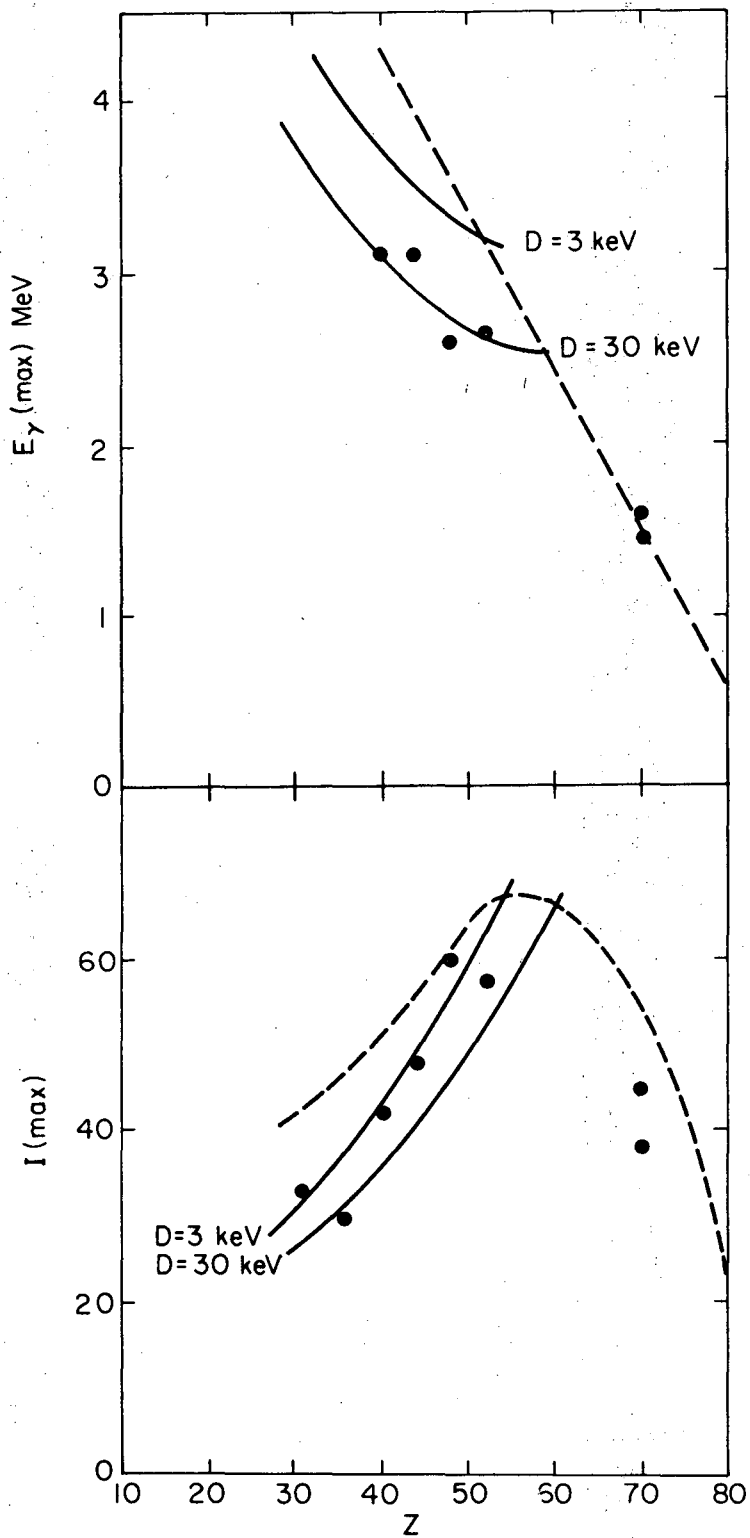
Fig. 1 Multiplicities as a function of γ -ray energy (pulse height) for a) $^{40}\text{Ar} + ^{82}\text{Se}$ at the indicated bombarding energies, and b) targets bombarded by ^{40}Ar ions of 161 MeV, except for ^{130}Te (185 MeV) and ^{12}C (131 MeV).

Fig. 2 The solid (dashed) lines show the calculated $E_{\gamma}(\text{max})$ and $I(\text{max})$ values given by particle emission (fission). The experimental points come from Fig. 1, where $I(\text{max})$ is twice the maximum multiplicity which in turn is estimated to be 3/2 of the average multiplicity (see text).



XBL771-48

Fig. 1



XBL 771-49

Fig. 2

This report was done with support from the United States Energy Research and Development Administration. Any conclusions or opinions expressed in this report represent solely those of the author(s) and not necessarily those of The Regents of the University of California, the Lawrence Berkeley Laboratory or the United States Energy Research and Development Administration.

TECHNICAL INFORMATION DIVISION
LAWRENCE BERKELEY LABORATORY
UNIVERSITY OF CALIFORNIA
BERKELEY, CALIFORNIA 94720