

# UC San Diego

## UC San Diego Previously Published Works

### Title

North Pacific right whales (*Eubalaena japonica*) recorded in the northeastern Pacific Ocean in 2013

### Permalink

<https://escholarship.org/uc/item/4jr3g0dd>

### Journal

Marine Mammal Science, 31(2)

### ISSN

0824-0469

### Authors

Širović, Ana  
Johnson, Sarah C  
Roche, Lauren K  
et al.

### Publication Date

2015-04-01

### DOI

10.1111/mms.12189

Peer reviewed



## Notes

MARINE MAMMAL SCIENCE, \*\*(\*) : \*\*\*-\*\*\* (\*\*\*) 2014)

© 2014 The Authors. Marine Mammal Science published by Wiley Periodicals, Inc. on behalf of Society for Marine Mammalogy

This is an open access article under the terms of the Creative Commons Attribution-NonCommercial-NoDerivs License, which permits use and distribution in any medium, provided the original work is properly cited, the use is non-commercial and no modifications or adaptations are made.

DOI: 10.1111/mms.12189

### North Pacific right whales (*Eubalaena japonica*) recorded in the northeastern Pacific Ocean in 2013

ANA ŠIROVIĆ,<sup>1</sup> SARAH C. JOHNSON, LAUREN K. ROCHE, LEAH M. VARGA, SEAN M. WIGGINS and JOHN A. HILDEBRAND, Scripps Institution of Oceanography, University of California San Diego, 9500 Gilman Drive MC 0205, La Jolla, California 92093-0205, U.S.A.

The North Pacific right whale (*Eubalaena japonica*) is among the most critically endangered marine mammals in the world (Brownell *et al.* 2001). Its population was drastically reduced by 19th and 20th century whaling and its recovery was additionally slowed by illegal Soviet whaling that occurred during the 1960s (Clapham *et al.* 2004, Ivashchenko and Clapham 2012). With a severe decrease in the population also came a restriction in range, from extensive distribution across the North Pacific, to a constricted presence of two different populations, one in the Sea of Okhotsk and along the Western Pacific, and the other in the eastern Bering Sea (Scarff 1986, Clapham *et al.* 2004, Josephson *et al.* 2008). The abundance estimates for the eastern population are around 30 animals (Wade *et al.* 2006, 2011b; Marques *et al.* 2011), while the western population is considered to be larger with current estimates of probably no more than 300 animals (Brownell *et al.* 2001).

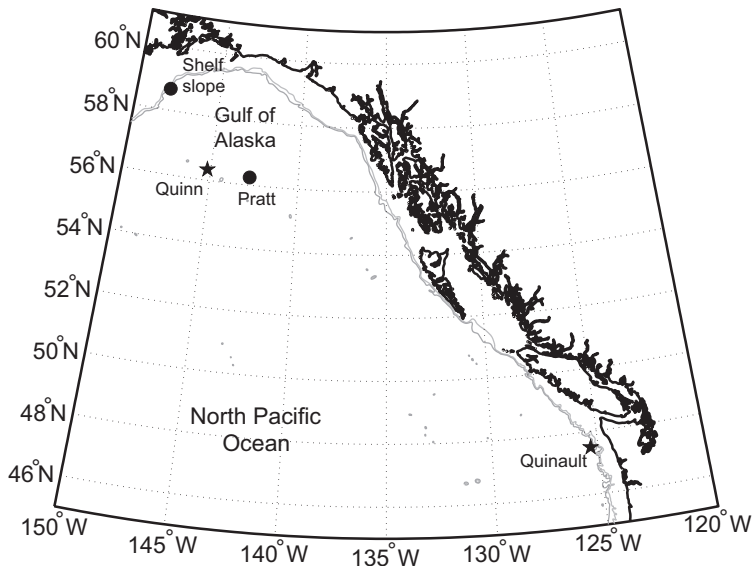
Most baleen whales undertake seasonal migrations, spending summers feeding in high latitude, productive areas and winters in warmer, lower latitude breeding grounds (Kellogg 1929). North Pacific right whales spend their summers in the Bering Sea and, to a lesser extent, the Gulf of Alaska, the Aleutian archipelago, and off Kodiak (Scarff 1986, Brownell *et al.* 2001, Clapham *et al.* 2004, Mellinger *et al.* 2004, Shelden *et al.* 2005, Wade *et al.* 2011a). Most current research effort has been focused within the area in the Southeastern Bering Sea where North Pacific right whales have been sighted most frequently (Wade *et al.* 2006, Munger *et al.* 2008). Over the years, however, a small number of sightings of single right whales have been

<sup>1</sup>Corresponding author (e-mail: asirovic@ucsd.edu).

reported off Washington, southern California, Hawaii, and Baja California (Rowntree *et al.* 1980, Carretta *et al.* 1994, Rowlett *et al.* 1994, Gendron *et al.* 1999, Salden and Mickelsen 1999). Sightings in the Gulf of Alaska are very rare (Waite *et al.* 2003, Mellinger *et al.* 2004), but considering this was once a productive whaling ground (Josephson *et al.* 2008, Ivashchenko and Clapham 2012), this paucity is likely the result of little effort and may not be true indication of right whale occurrence in these oceanic waters (Shelden *et al.* 2005).

North Pacific right whales produce a variety of low frequency sounds, including: up-calls, down-calls, gunshots, screams, and moans (Clark 1983, Parks and Tyack 2005). The acoustic repertoire is shared among North Atlantic right whales (*E. glacialis*), southern right whales (*E. australis*) and North Pacific right whales (Clark 1983, McDonald and Moore 2002, Mellinger *et al.* 2004, Parks and Tyack 2005). These high amplitude, low frequency sounds propagate well over long distances, making these rare animals detectable over large ranges (Wiggins *et al.* 2004, Munger *et al.* 2011). Therefore passive acoustic monitoring is a cost-effective tool to monitor this small cetacean population (Marques *et al.* 2011) and study their potential range extension in remote areas.

High-frequency Acoustic Recording Packages, HARPs (Wiggins and Hildebrand 2007), were deployed at four locations in the northeastern Pacific Ocean during 2013, three in the Gulf of Alaska, and one off the coast of Washington State (Fig. 1). The HARPs recorded continuously at sample rates of 200 or 320 kHz (Table 1), but once the data were downloaded, they were decimated by a factor of 100 creating an effective bandwidth from 10 to 1,000 or 10 to 1,600 Hz, respectively, allowing sufficient bandwidth for analysis of right whale call presence. After decimation, data were processed into 5 s long-term spectral averages (LTSA) with 1 Hz resolution (Wig-



*Figure 1.* Map of the Northeast Pacific Ocean showing two HARP deployment locations where North Pacific right whales were recorded in 2013 (stars), and two locations where there was recording effort but no calls detected (circle). Gray lines mark 500 and 1,000 m bathymetry contours.

*Table 1.* Location and deployment periods for each of the four sites monitored for North Pacific right whale call presence.

Site name	Latitude (N)	Longitude (W)	Depth (m)	Deployment period	Sample rate (kHz)
Quinault Canyon	47°30.032'	125°21.215'	1,390	14 September 2012–30 June 2013	200
Quinn Seamount	56°20.363'	145°11.235'	930	17 July–30 November 2013	320
Pratt Seamount	56°14.575'	142°45.409'	990	10 June 2013–11 September 2013	200
Shelf slope	58°40.312'	148°1.313'	880	11 June–20 August 2013 6 June–5 September 2013	200

gins and Hildebrand 2007). These LTSAs were visually inspected for presence of right whale up-calls. If a suspected up-call was detected in the LTSAs, the data were scrutinized in more detail using a spectrogram to confirm presence of call and thus reduce the false negative rate to 0. If an up-call was detected, an adjacent week of data before and after the call was analyzed more carefully using spectrograms (Washington data) or LTSAs (Gulf of Alaska data) for presence of additional right whale calls. Hourly presence of calls was logged using MATLAB-based custom software *Triton* for each call type found. Presence of calls was plotted against sunrise and sunset times at the deployment location, to qualitatively evaluate diel patterns in calling behavior. Also, start and end frequencies and durations of a subsample of seven high quality right whale down-calls from different days were measured from spectrograms (1 Hz frequency and 0.1 s temporal resolutions, Hann window) and we report their means and standard deviations.

We detected two right whale up-calls (Fig. 2) at the Quinault Canyon site (Table 1) off Washington State (Fig. 1) on 29 June 2013 during two different hours. Even though passive acoustic monitoring was conducted at this site in two previous years (2011 and 2012), these were the first right whale calls detected at this location. Coincidentally, two individual North Pacific right whales were sighted on two different occasions off British Columbia, Canada, in 2013,<sup>2</sup> one in June and the other in October. These were the first such sightings in this area in over 60 yr. No other potential right whale call types were recorded at this site.

Right whale up-calls were also detected at Quinn Seamount in the Gulf of Alaska during two days: 21 June and 3 August 2013, for a total of three hours of presence (Fig. 1, 2). More commonly detected at this site was a down-call, which occurred during 50 h between 27 July and 5 September 2013 (Fig 3). Almost all right whale down-calls at this site were detected during nighttime, while up-calls occurred during daytime, indicating possible difference in the behavioral context between the two call types. Down-calls occurred on one of the days with up-calls, but unlike previ-

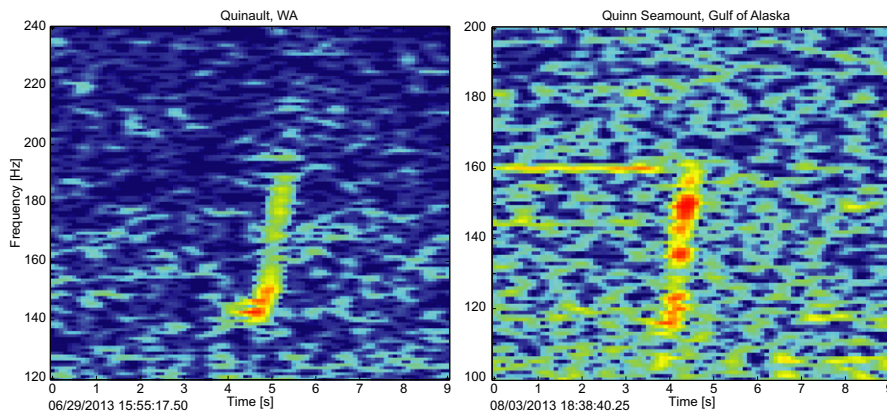


Figure 2. Spectrograms of North Pacific right whale up-calls recorded at Quinault (left), and Quinn Seamount (right) in 2013 (FFT with 1 Hz frequency resolution, Hann window and 90 % overlap).

<sup>2</sup>Personal communication from John K. B. Ford, Fisheries and Oceans Canada, Pacific Biological Station, 3190 Hammond Bay Road Nanaimo, BC V9T 6N7, Canada, July 2014.

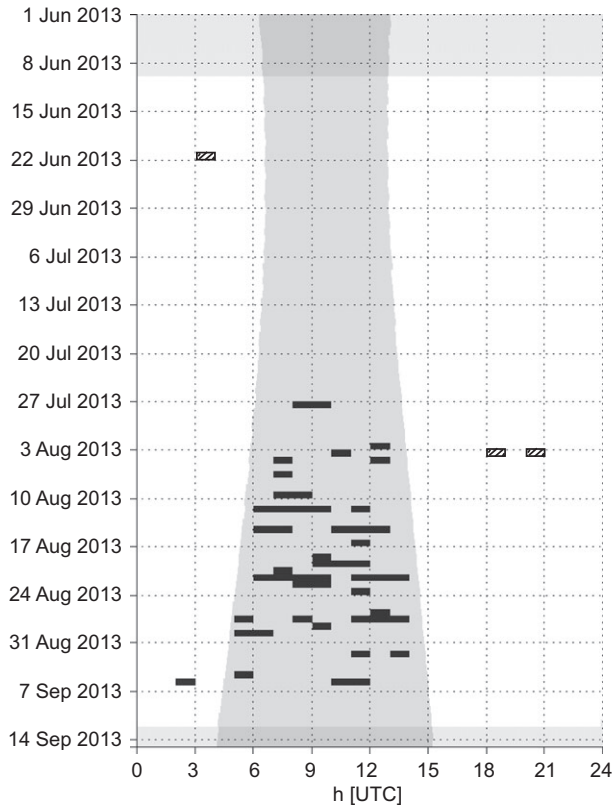


Figure 3. Hourly presence of the North Pacific right whale up- (hatched box) and down- (black box) calls at Quinn Seamount. Vertical gray shading represents nighttime at this site, and horizontal gray shading marks periods with no recording effort.

ously reported, they were overall the more common call type than the up-calls (McDonald and Moore 2002, Mellinger *et al.* 2004). Also, they were generally higher frequency (start and end frequency of  $170 \pm 8$  and  $135 \pm 4$  Hz, respectively) and longer duration ( $1.3 \pm 0.6$  s) than the down-calls reported for the eastern Bering Sea by McDonald and Moore (2002) and usually they contained harmonics. Despite these differences, we believe these are also right whale calls due to several factors. Firstly, these calls did not follow any regular temporal patterns as would be indicative for humpback whale (*Megaptera novaeangliae*) calls. In addition, no humpback whale songs or social sounds were detected at this site during this time (Payne and McVay 1971, Dunlop *et al.* 2008). In addition, no other baleen whale species found at this site, namely blue (*Balaenoptera musculus*) or fin whales (*B. physalus*), are likely to produce similar calls. Finally, sei whale (*B. borealis*) downsweeps are lower frequency than the calls recorded in this work (Rankin and Barlow 2007), yet the recorded down-calls are within the frequency and temporal characteristics of other right whale calls.

No right whale up-calls were detected at the nearby Pratt Seamount or at the Shelf slope site (Table 1) during the monitoring period in the summer of 2013. A disadvantage of using acoustic data is that you can only know the presence of a calling whale. If no calls are recorded, then either the whale is not present, or it is not calling.

So while we can confirm presence of right whales at the two sites with call detections, based on passive acoustic data alone, we cannot conclusively state right whales were absent from the other two sites.

The lack of detections at Pratt Seamount, which is relatively close (~150 km) to Quinn, may be the result of different monitoring areas for the deployed instruments. The HARP at Quinn was facing northeast of the seamount, while at Pratt it was on the west side of the seamount, thereby monitoring completely different parts of the Gulf of Alaska. In addition, many of the down-calls at Quinn had a relatively low signal-to-noise ratio, further indicating that the calling animal was not in the immediate vicinity of the HARP. Given its orientation, Quinn Seamount site was likely monitoring an area of high productivity offshore from the continental slope that may have the potential to provide a suitable foraging habitat for right whales (Gregg and Coyle 2009), which may explain the difference between these two sites.

Given the rarity of this species, and very few visual or acoustic sightings that have occurred outside the Bering Sea (Shelden *et al.* 2005), our detections are an important indicator that this population is using a larger, oceanic area of the North Pacific. Central Gulf of Alaska was once an important habitat for this species (Shelden *et al.* 2005, Ivashchenko and Clapham 2012) and more effort should be expended in this remote region to increase our understanding of habitat requirements and use by the North Pacific right whales, to facilitate efforts for their conservation. Recent mother-calf pair sightings in the eastern Bering Sea (Wade *et al.* 2006), and our extended range detections along with recent visual sightings may be indicators of an improving condition of this critically endangered species and may offer a sliver of hope for its eventual recovery.

#### ACKNOWLEDGMENTS

Instrument deployment and recovery, and data analysis were supported by Ryan Griswold, John Hurwitz, Erin O'Neill, Ally Rice, Bruce Thayre, and captains and crews of the R/V *Centennial* and F/V *Masonic*. Data collection and analysis was funded by the U.S. Pacific Fleet (Chip Johnson).

#### LITERATURE CITED

- Brownell, R. L., Jr., P. J. Clapham, T. Miyashita and T. Kasuya. 2001. Conservation status of North Pacific right whales. *Journal of Cetacean Research and Management* (Special Issue) 2:269–286.
- Carretta, J. V., M. S. Lynn and C. A. Leduc. 1994. Right whale (*Eubalaena glacialis*) sighting off San Clemente Island, California. *Marine Mammal Science* 10:101–105.
- Clapham, P. J., C. Good, S. E. Quinn, R. R. Reeves, J. E. Scarff and R. L. Brownell, Jr. 2004. Distribution of North Pacific right whales (*Eubalaena japonica*) as shown by 19th and 20th century whaling catch and sighting records. *Journal of Cetacean Research and Management* 6:1–6.
- Clark, C. W. 1983. Acoustic communication and behavior of the southern right whale (*Eubalaena glacialis*). Pages 163–198 in R. Payne, ed. *Communication and behavior of whales*. Westview Press, Boulder CO.
- Dunlop, R. A., D. H. Cato and M. J. Noad. 2008. Non-song acoustic communication in migrating humpback whales (*Megaptera novaeangliae*). *Marine Mammal Science* 24:613–629.

- Gendron, D., S. Lanham and M. Carwardine. 1999. North Pacific right whale (*Eubalaena glacialis*) sighting South of Baja California. *Aquatic Mammals* 25:31–34.
- Gregg, E. J., and K. O. Coyle. 2009. The biogeography of the North Pacific right whale (*Eubalaena japonica*). *Progress in Oceanography* 80:188–198.
- Ivashchenko, Y. V., and P. J. Clapham. 2012. Soviet catches of right whales *Eubalaena japonica* and bowhead whales *Balaena mysticetus* in the North Pacific Ocean and the Okhotsk Sea. *Endangered Species Research* 18:201–217.
- Josephson, E., T. D. Smith and R. R. Reeves. 2008. Historical distribution of right whales in the North Pacific. *Fish and Fisheries* 9:155–168.
- Kellogg, R. 1929. What is known of the migrations of some of the whalebone whales. *Smithsonian Institution Annual Report* 1928:467–496.
- Marques, T. A., L. Munger, L. Thomas, S. Wiggins and J. A. Hildebrand. 2011. Estimating North Pacific right whale *Eubalaena japonica* density using passive acoustic cue counting. *Endangered Species Research* 13:163–172.
- McDonald, M. A., and S. E. Moore. 2002. Calls recorded from North Pacific right whales (*Eubalaena japonica*) in the eastern Bering Sea. *Journal of Cetacean Research and Management* 4:261–266.
- Mellinger, D. K., K. M. Stafford, S. E. Moore, L. Munger and C. G. Fox. 2004. Detection of North Pacific right whale (*Eubalaena japonica*) calls in the Gulf of Alaska. *Marine Mammal Science* 20:872–879.
- Munger, L. M., S. M. Wiggins, S. E. Moore and J. A. Hildebrand. 2008. North Pacific right whale (*Eubalaena japonica*) seasonal and diel calling patterns from long-term acoustic recordings in the southeastern Bering Sea, 2000–2006. *Marine Mammal Science* 24:795–814.
- Munger, L. M., S. M. Wiggins and J. A. Hildebrand. 2011. North Pacific right whale up-call source levels and propagation distance on the southeastern Bering Sea shelf. *Journal of the Acoustical Society of America* 129:4047–4054.
- Parks, S. E., and P. L. Tyack. 2005. Sound production by North Atlantic right whales (*Eubalaena glacialis*) in surface active groups. *Journal of the Acoustical Society of America* 117:3297–3306.
- Payne, R. S., and S. McVay. 1971. Songs of humpback whales. *Science* 173:585–597.
- Rankin, S., and J. Barlow. 2007. Vocalizations of the sei whale *Balaenoptera borealis* off the Hawaiian Islands. *Bioacoustics* 16:137–145.
- Rowlett, R. A., G. A. Green, C. E. Bowlby and M. A. Smultea. 1994. The first photographic documentation of a northern right whale off Washington state. *Northwestern Naturalist* 75:102–104.
- Rowntree, V., J. Darling, G. Silber and M. Ferrari. 1980. Rare sighting of a right whale (*Eubalaena glacialis*) in Hawaii. *Canadian Journal of Zoology* 58:309–312.
- Salden, D. R., and J. Mickelsen. 1999. Rare sighting of a North Pacific right whale (*Eubalaena glacialis*) in Hawai'i. *Pacific Science* 53:341–345.
- Scarff, J. E. 1986. Historic and present distribution of the right whales (*Eubalaena glacialis*) in the eastern North Pacific south of 50°N and east of 180°W. *Report of the International Whaling Commission (Special Issue 10):43–63.*
- Shelden, K. E. W., S. E. Moore, J. M. Waite, P. R. Wade and D. J. Rugh. 2005. Historic and current habitat use by North Pacific right whales *Eubalaena japonica* in the Bering Sea and Gulf of Alaska. *Mammal Review* 35:129–155.
- Wade, P., M. P. Heide-Jorgensen, K. Shelden, *et al.* 2006. Acoustic detection and satellite-tracking leads to discovery of rare concentration of endangered North Pacific right whales. *Biology Letters* 2:417–419.
- Wade, P. R., A. De Robertis, K. R. Hough, *et al.* 2011a. Rare detections of North Pacific right whales in the Gulf of Alaska, with observations of their potential prey. *Endangered Species Research* 13:99–109.
- Wade, P. R., A. Kennedy, R. Leduc, *et al.* 2011b. The world's smallest whale population? *Biology Letters* 7:83–85.



- Waite, J. M., K. Wynne and D. K. Mellinger. 2003. Documented sighting of a North Pacific right whale in the Gulf of Alaska and post-sighting acoustic monitoring. *Northwestern Naturalist* 84:38–43.
- Wiggins, S. M., and J. A. Hildebrand. 2007. High-frequency Acoustic Recording Package (HARP) for broad-band, long-term marine mammal monitoring. Pages 551–557 *in* International Symposium on Underwater Technology 2007 and International Workshop on Scientific Use of Submarine Cables and Related Technologies. Institute of Electrical and Electronics Engineers, Tokyo, Japan.
- Wiggins, S. M., M. A. McDonald, L. M. Munger, S. E. Moore and J. A. Hildebrand. 2004. Waveguide propagation allows range estimates for North Pacific right whales in the Bering Sea. *Canadian Acoustics* 32:146–154.

Received: 29 July 2014  
Accepted: 17 October 2014