

UC Davis

UC Davis Previously Published Works

Title

Correction: Meta-analysis and multidisciplinary consensus statement: exome sequencing is a first-tier clinical diagnostic test for individuals with neurodevelopmental disorders.

Permalink

<https://escholarship.org/uc/item/4nh0t4nh>

Journal

Genetics in Medicine, 22(10)

Authors

Srivastava, Siddharth
Love-Nichols, Jamie
Dies, Kira
et al.

Publication Date

2020-10-01

DOI






10.1038/s41436-020-0913-3

Peer reviewed



Open

Correction: Meta-analysis and multidisciplinary consensus statement: exome sequencing is a first-tier clinical diagnostic test for individuals with neurodevelopmental disorders

Siddharth Srivastava, MD, Jamie A. Love-Nichols, MS, MPH , Kira A. Dies, ScM, David H. Ledbetter, PhD , Christa L. Martin, PhD, Wendy K. Chung, MD, PhD, Helen V. Firth, DM, FRCP, Thomas Frazier, PhD, Robin L. Hansen, MD, Lisa Prock, MD, MPH, Han Brunner, MD, Ny Hoang, MS, Stephen W. Scherer, PhD , Mustafa Sahin, MD PhD , David T. Miller, MD PhD  and the NDD Exome Scoping Review Work Group

Genetics in Medicine (2020) 22:1731–1732; <https://doi.org/10.1038/s41436-020-0913-3>

Correction to: *Genetics in Medicine* 21:2019; <https://doi.org/10.1038/s41436-019-0554-6>, published online 11 June 2019

In our meta-analysis, we utilized incorrect numbers of individuals for one publication (Retterer et al. 2016) due to the fact the numbers for ASD and ID groups were not independent representations. We have updated our analysis using corrected numbers based on correspondence with the first author of this paper (diagnostic yield for NDD = 543/1736 as opposed to 570/2063). The updated analysis leads to the same (rounded) weighted diagnostic yield and confidence intervals (CI) as the initial publication (36% [30–43%]). The updated analysis results in the following updated values in Fig. 2: Retterer study values: N positive = 543, N total = 1736, study weight = 5.3% and meta-analysis statistics: $I^2 = 80\%$, $\tau^2 = 0.2835$, $p < 0.01$.

The study is also included in two subanalyses reported in the Results. The isolated NDD subcategory ($n = 21$ articles), updated analysis leads to same (rounded) weighted diagnostic yield and confidence intervals as published (31% [25–38%]). For the subanalysis of mix of ID and/or ASD, the initial yield was 37% (CI: 29–46%). Following updated analysis, the yield of this subset is 39% (CI: 29–50%).

The PDF and HTML versions of the Article have been modified accordingly.



Open Access This article is licensed under a Creative Commons Attribution-NonCommercial-NoDerivatives 4.0 International License, which permits any non-commercial use, sharing, distribution and reproduction in any medium or format, as long as you give appropriate credit to the original author(s) and the source, and provide a link to the Creative Commons license. You do not have permission under this license to share adapted material derived from this article or parts of it. The images or other third party material in this article are included in the article's Creative Commons license, unless indicated otherwise in a credit line to the material. If material is not included in the article's Creative Commons license and your intended use is not permitted by statutory regulation or exceeds the permitted use, you will need to obtain permission directly from the copyright holder. To view a copy of this license, visit <http://creativecommons.org/licenses/by-nc-nd/4.0/>.

© The Author(s) 2020

CORRECTION

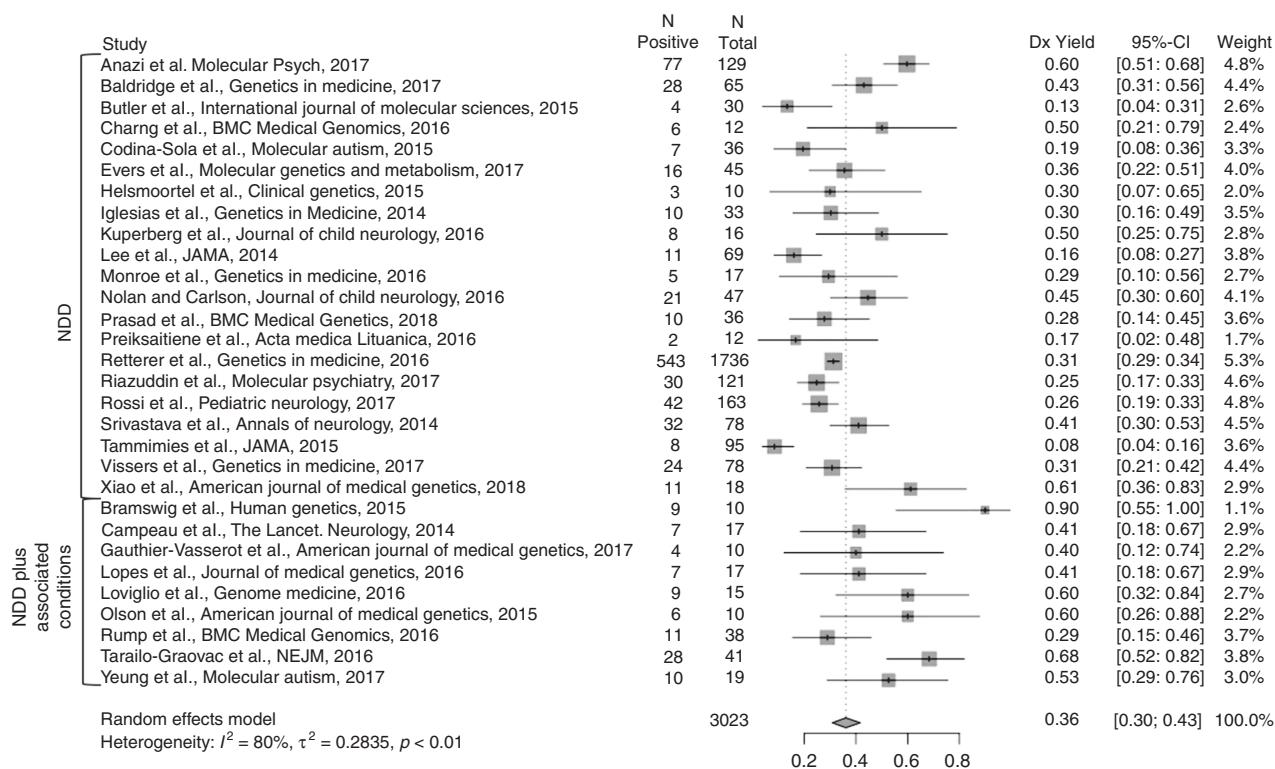


Fig. 2