

# UC Irvine

## UC Irvine Previously Published Works

### Title

An aza-Diels-Alder approach to nitrogen-containing tetrabenzoacene derivatives.

### Permalink

<https://escholarship.org/uc/item/4t83k6v1>

### Journal

RSC Advances, 14(39)

### Authors

Peng, Ethan

Burke, Anthony

Dibble, David

et al.

### Publication Date

2024-09-04

### DOI

10.1039/d3ra07136g

Peer reviewed


 Cite this: *RSC Adv.*, 2024, 14, 28475

# An aza-Diels–Alder approach to nitrogen-containing tetrabenzoacene derivatives†

 Ethan R. Peng,<sup>‡ab</sup> Anthony M. Burke,<sup>‡c</sup> David J. Dibble,<sup>‡c</sup> Chandra B. KC,<sup>‡c</sup> Reina Kurakake,<sup>‡a</sup> Panyiming Liu,<sup>a</sup> Robert Lopez,<sup>a</sup> Philip R. Dennison<sup>b</sup> and Alon A. Gorodetsky<sup>‡\*ac</sup>

Acenes and *N*-heteroacenes have been synthesized and studied for over a century because of their fundamentally interesting materials properties and promise for device applications. Within this context, our laboratory has previously synthesized nitrogen-containing tetrabenzo[*de,hi,op,st*]pentacenes via an aza-Diels–Alder reaction-based approach, and herein, we expand our methodology to obtain substituted, expanded, functionalized, and dimeric tetrabenzoacenes. Overall, our study adds to the limited number of tetrabenzoacene derivatives reported to date and may open further opportunities for these materials in organic optoelectronics applications.

 Received 19th October 2023  
 Accepted 21st May 2024

DOI: 10.1039/d3ra07136g

[rsc.li/rsc-advances](https://rsc.li/rsc-advances)

## Introduction

Acenes, which are compounds that consist of linearly fused benzene rings and possess a single aromatic sextet, have been extensively studied for >100 years.<sup>1–19</sup> These polycyclic aromatic hydrocarbons are widely investigated as organic functional materials because of their fundamentally interesting electronic structures and photophysical properties<sup>1–3,12,15,17</sup> as well as because of their demonstrated potential for thin film transistor and organic optoelectronics applications.<sup>1,2,9,19</sup> Several synthetic routes to acene variants such as pentacene have therefore been reported, including nucleophilic addition or direct reduction of acene quinones, oxidation/dehydrogenation of hydroacenes, and retrocycloaddition of bridged acene precursors.<sup>1,2,4,12,14,17</sup> Within this context, *N*-heteroacenes, which are a subset of acenes containing nitrogen atoms, have also attracted much attention from researchers.<sup>1,4–8,10–13,16,18</sup> These nitrogen-containing molecules often exhibit enhanced oxidative stability, additional electronic tunability, ambipolar charge transport in transistors, and improved light absorption/emission in optoelectronic devices (all relative to acenes).<sup>1,5,7,10–12,16–18</sup> Several synthetic routes to *N*-heteroacene derivatives have accordingly been reported, including the direct oxidation of hydroazaacenes, condensation of diamines with

orthoquinones or dihydroxy compounds, and Pd catalyzed coupling of aromatic diamines with activated aryl halides.<sup>4–6,8,11–13,18</sup> Consequently, there exists significant motivation for the continued development of facile approaches to the synthesis of *N*-heteroacene derivatives.

Correspondingly, tetrabenzo[*de,hi,op,st*]pentacenes, which are acene variants with benzene rings fused to a linear pentacene core, have been investigated intermittently for >90 years (Fig. 1A, top row).<sup>20–31</sup> These molecules were viewed as interesting because of their surprising photochromic behavior when oxidized, impressive thermal stabilities, and unexpected electrical properties.<sup>24,25,27,30,31</sup> Such all-carbon tetrabenzopentacenes were typically obtained through base-mediated cyclodehydrohalogenation of chlorinated dinaphthylanthracene precursors and could be further converted into their endoperoxide forms by reversible oxidation.<sup>21,25,26,30</sup> Most recently, monomeric and polymeric heterotetrabenzo[*de,hi,op,st*]pentacenes, which contain nitrogen or boron atoms, have been reported by different laboratories (Fig. 1A, bottom row).<sup>32–34</sup> These molecules and polymers exhibited favorable photophysical properties, altered electrochemical characteristics, and distinct electronic structures.<sup>32–34</sup> Such nitrogen- and boron-containing tetrabenzopentacene variants were obtained through base-mediated cyclodehydrohalogenation, nickel-mediated Yamamoto-type dehalogenation, or surface-assisted cyclodehydrogenation of various corresponding anthracene precursors.<sup>32–34</sup> To date, tetrabenzopentacenes of any kind are accessible through only a few synthetic routes, whose scope and modularity have not been adequately explored.

Herein, we report a general and modular aza-Diels–Alder reaction-based approach to substituted, expanded, functionalized, and dimeric nitrogen-containing tetrabenzoacenes (Fig. 1B). First, we synthesize a nitrogen-containing

<sup>a</sup>Department of Materials Science and Engineering, University of California, Irvine, Irvine, CA 92697, USA. E-mail: [alon.gorodetsky@uci.edu](mailto:alon.gorodetsky@uci.edu)

<sup>b</sup>Department of Chemistry, University of California, Irvine, Irvine, CA 92697, USA

<sup>c</sup>Department of Chemical and Biomolecular Engineering, University of California, Irvine, Irvine, CA 92697, USA

† Electronic supplementary information (ESI) available. See DOI: <https://doi.org/10.1039/d3ra07136g>

‡ These authors contributed equally: Ethan R. Peng, Anthony M. Burke, David J. Dibble, Chandra B. KC, Reina Kurakake.



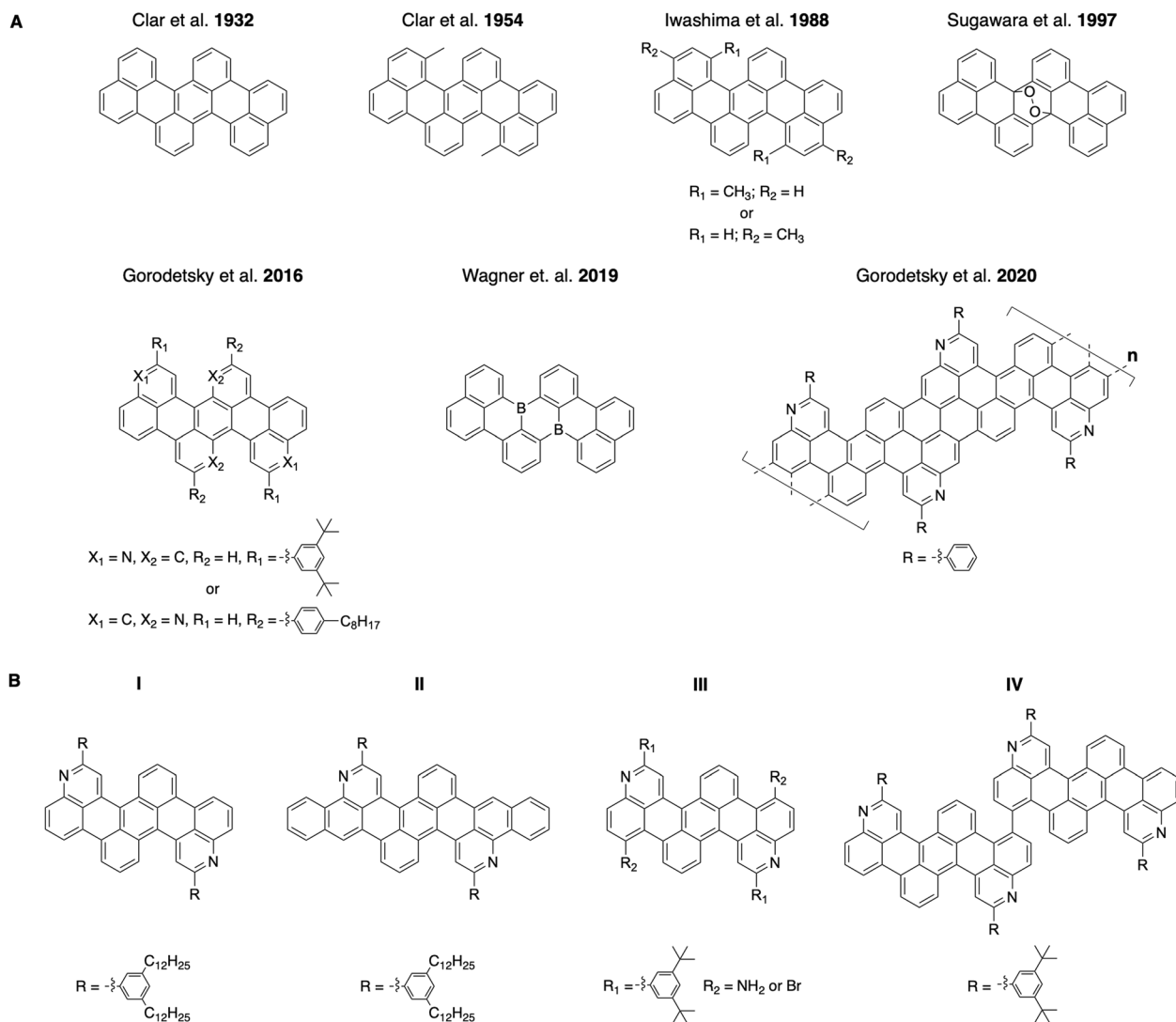


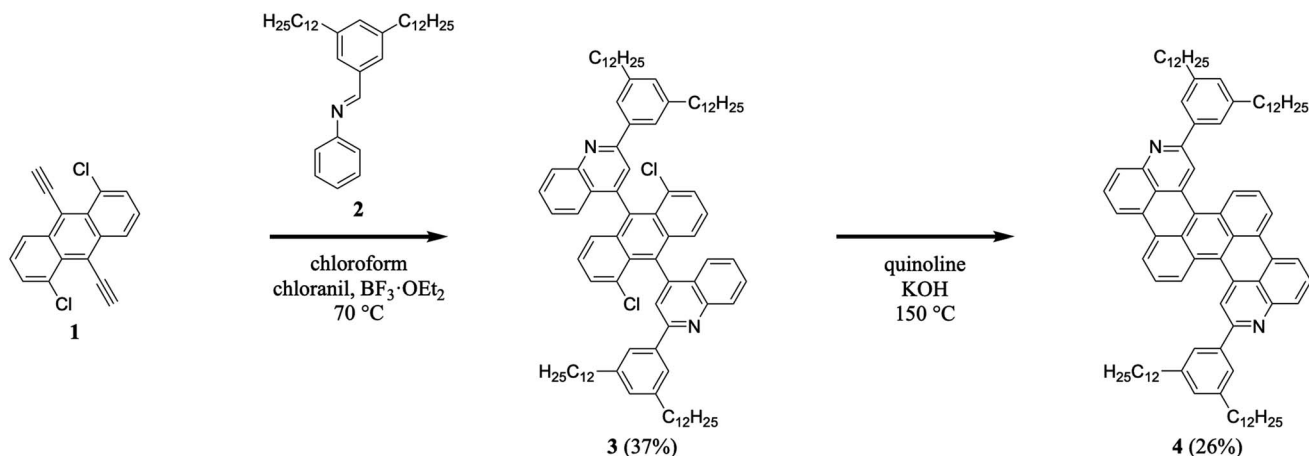
Fig. 1 (A) Top row: the previously-reported all-carbon and oxidized tetrabenzo[*de,hi,op,st*]pentacenes. Bottom row: the previously-reported nitrogen- and boron-containing monomeric or polymeric tetrabenzo[*de,hi,op,st*]pentacenes. (B) The tetraabenzocene derivatives reported in this work.

tetraabenzocene bearing pendant phenyl rings substituted with dodecyl chains, thus demonstrating incorporation of solubilizing functionalities (Fig. 1B, compound I). Second, we synthesize a nitrogen-containing tetraabenzocene, thus describing expansion of the molecular aromatic core of our compound (Fig. 1B, compound II). Third, we synthesize a nitrogen-containing tetraabenzocene featuring amino and bromo functional groups, thus showing installation of reactive electron-withdrawing and electron-donating handles (Fig. 1B, compound III). Fourth, we synthesize a dimeric nitrogen-containing tetraabenzocene, thus furnishing a potentially valuable larger model compound (Fig. 1B, compound IV). Last, we comparatively investigate the electronic properties of our various tetraabenzocene derivatives with ultraviolet-visible (UV-Vis) spectroscopy. Our synthetic strategy affords multiple new nitrogen-containing tetrabenzo[*de,hi,op,st*]pentacene variants and may enhance the

utility of this class of molecules in organic optoelectronics applications.

## Results

We began our efforts by synthesizing a nitrogen-containing tetraabenzocene derivative bearing pendant phenyl rings substituted with dodecyl chains (Scheme 1). First, we reacted 1,5-dichloro-9,10-diethynylantracene **1** with 3,5-didodecylphenyl-substituted phenylaldimine **2** under our highly optimized general aza-Diels-Alder reaction conditions (*i.e.*, chloroform as the solvent, BF<sub>3</sub>·OEt<sub>2</sub> as the Lewis acid catalyst, and chloranil as the oxidant), forming two quinoline moieties and obtaining intermediate **3** in a reasonable yield of 37% (see Experimental I, II, and ESI Fig. S1–S4†).<sup>32,34–41</sup> Next, we cyclodehydrohalogenated diquinolineanthracene variant **3** under standard conditions (*i.e.*, quinoline as the solvent and



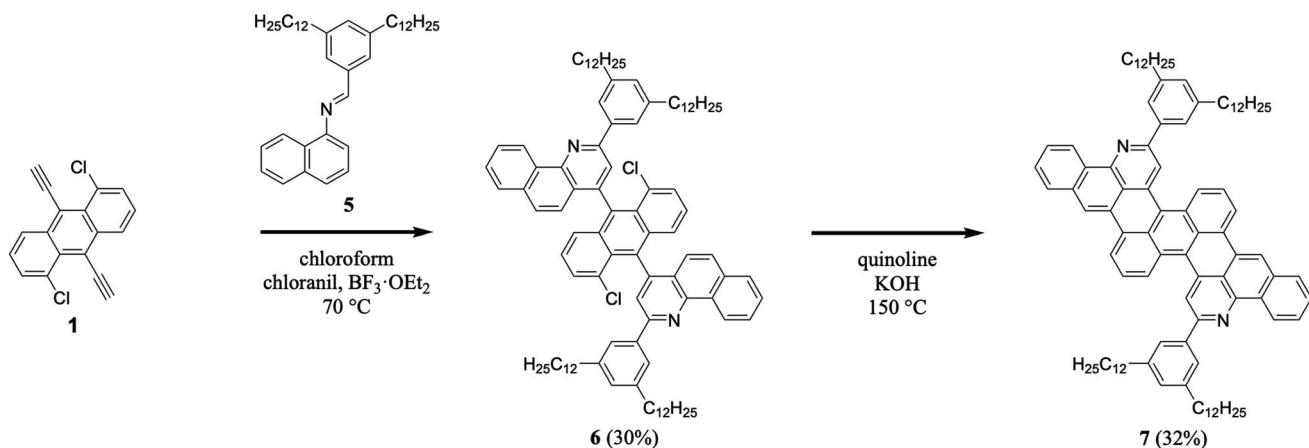
Scheme 1 The synthesis of dodecyl-substituted tetrabenzopentacene **4**.

KOH as the base), forming two intramolecular carbon–carbon bonds and furnishing dodecyl-substituted tetrabenzopentacene product **4** in a more modest yield of 26% (see Experimental I, II, and ESI Fig. S5 and S6†).<sup>32,42</sup> These experiments demonstrated that our tetrabenzopentacene was readily modified with extended alkyl chains, which can mitigate aggregation and enhance solubility for acenes.<sup>1,2,39</sup>

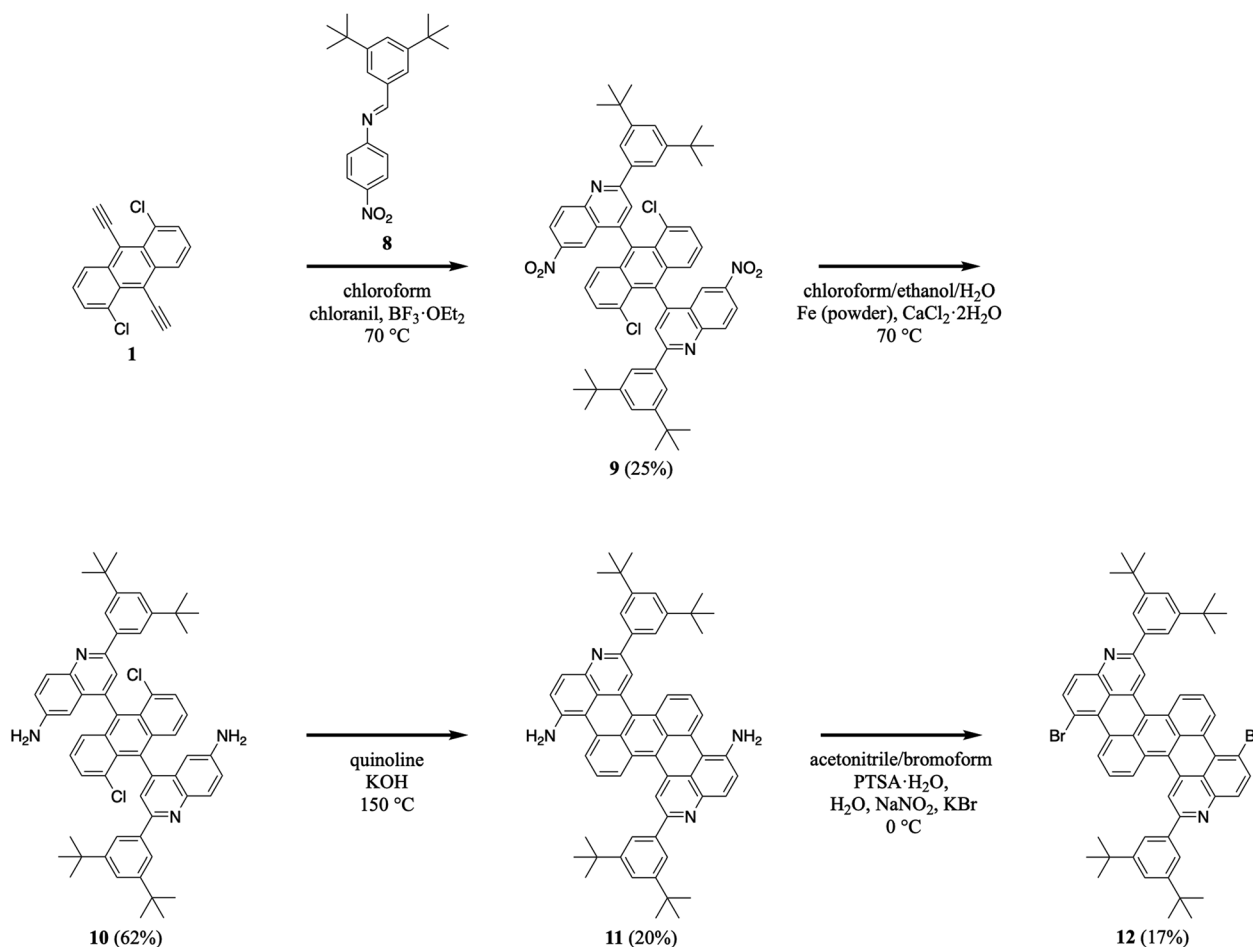
We continued our efforts by synthesizing a nitrogen-containing tetrabenzoheptacene derivative (Scheme 2). First, we reacted 1,5-dichloro-9,10-diethynylanthracene **1** with 3,5-didodecylphenyl-substituted naphthylaldimine **5** under our established general aza-Diels–Alder reaction conditions, forming two benzoquinoline moieties and obtaining intermediate **6** in a reasonable yield of 30% (see Experimental I, II, and ESI Fig. S7–S12†).<sup>32,34–41</sup> Next, we cyclodehydrohalogenated diquinolineanthracene variant **6** under our validated standard conditions, forming two intramolecular carbon–carbon bonds and furnishing dodecyl-substituted tetrabenzoheptacene product **7** in a comparable yield of 32% (see Experimental I, II, and ESI Fig. S13 and S14†).<sup>32,42</sup> These experiments demonstrated that our tetrabenzopentacene's core aromatic motif was

readily expanded to a heptacene, which can possess improved functional properties and serve as a model longer acene.<sup>3,17,43</sup>

We extended our efforts by synthesizing nitrogen-containing tetrabenzopentacene derivatives featuring amino and bromo functional groups (Scheme 3). First, we reacted 1,5-dichloro-9,10-diethynylanthracene **1** with 3,5-di-*tert*-butylphenyl-substituted 4-nitrophenylaldimine **8** under our standard aza-Diels–Alder reaction conditions, forming two nitroquinoline moieties and obtaining intermediate **9** in a moderate yield of 25% (see Experimental I, II, and ESI Fig. S15–S20†).<sup>32,34–41</sup> Next, we reduced **9**'s nitro groups using routine catalytic transfer hydrogenation conditions (*i.e.*, chloroform/ethanol/water as the solvents and Fe/CaCl<sub>2</sub> as the reducing reagents), forming two 6-aminoquinoline moieties and generating intermediate **10** in a good yield of 62% (see Experimental I, II, and ESI Fig. S21, and S22†).<sup>44</sup> Then, we cyclodehydrohalogenated diquinolineanthracene variant **10** under our validated standard conditions, forming two intramolecular carbon–carbon bonds and furnishing amino-functionalized tetrabenzopentacene product **11** in a moderate yield of 20% (see Experimental I, II, and ESI Fig. S23 and S24†).<sup>32,42</sup> Last, we converted tetrabenzopentacene



Scheme 2 The synthesis of tetrabenzoheptacene **7**.



Scheme 3 The synthesis of amino-functionalized tetrabenzopentacene **11** and bromo-functionalized tetrabenzopentacene **12**.

**11**'s amino groups to bromo groups using established Sandmeyer-type reaction conditions (*i.e.*, acetonitrile/bromoform as the solvents and  $\text{NaNO}_2/\text{KBr}/\text{PTSA}$  as the acid system), affording bromo-functionalized tetrabenzopentacene product **12** in a moderate yield of 17% (see Experimental I, II, and ESI Fig. S25 and S26<sup>†</sup>).<sup>45</sup> These experiments demonstrated that our tetrabenzopentacene was readily substituted with ubiquitous electron-donating and electron-withdrawing groups, which readily tune molecular electronic properties<sup>10,15,16,18</sup> and can enable various metal-catalyzed cross-coupling or functionalization reactions.<sup>46–49</sup>

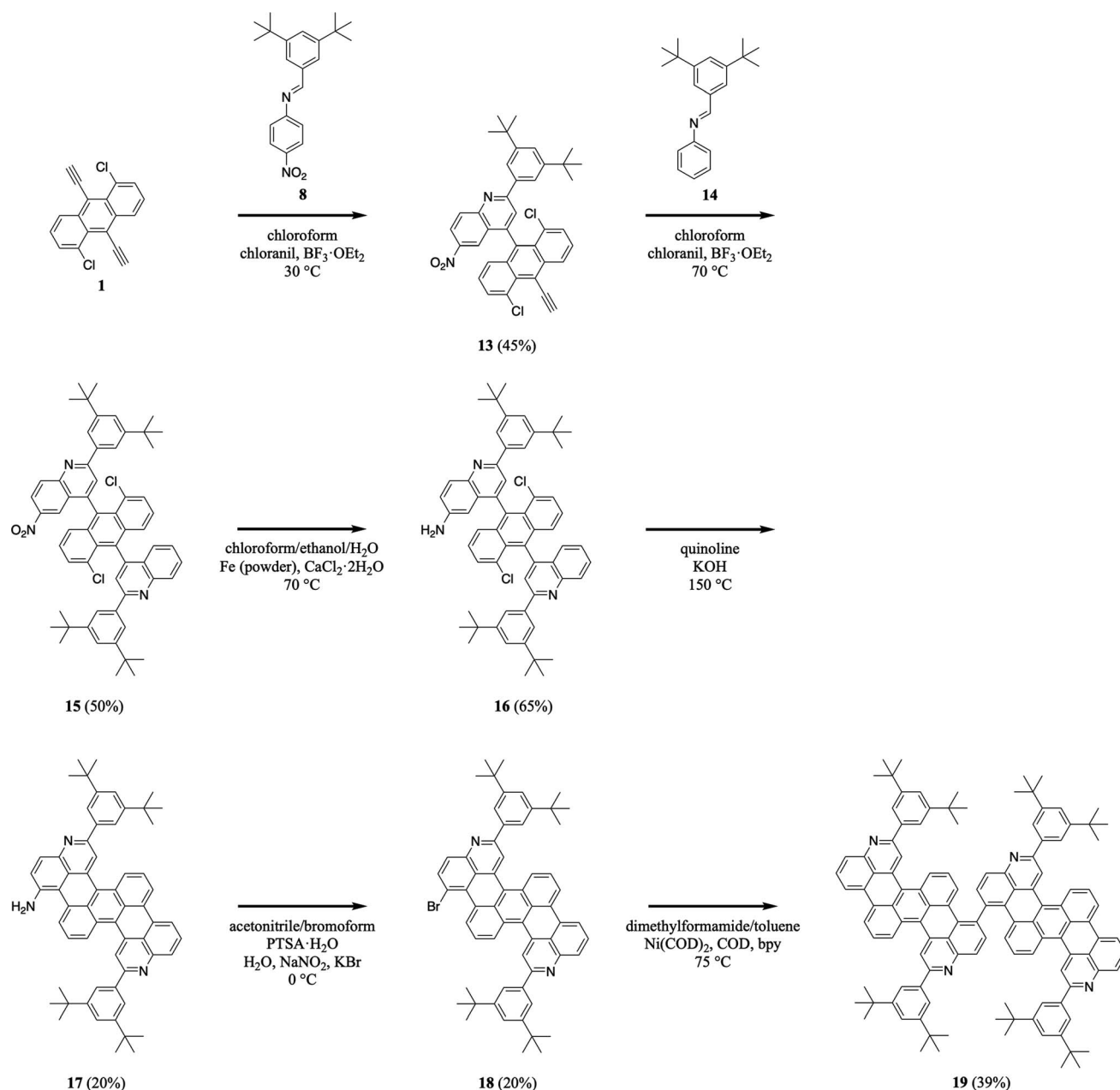
We further advanced our efforts by synthesizing a dimeric nitrogen-containing tetrabenzopentacene derivative (Scheme 4). First, we reacted 1,5-dichloro-9,10-diethynylantracene **1** in a moderate yield of 20% (see Experimental I, II, and ESI Fig. S27 and S28<sup>†</sup>).<sup>32,34–41</sup> Next, we reacted quinolineanthracene variant **13** with 3,5-di-*tert*-butylphenyl-phenylaldimine **14** under our standard aza-Diels–Alder reaction conditions, forming a quinoline moiety and generating intermediate nitro-functionalized

quinolineanthracene variant **15** in a good yield of 50% (see Experimental I, II, and ESI Fig. S29 and S30<sup>†</sup>).<sup>32,34–41</sup> Then, we reduced **15**'s nitro group using routine catalytic transfer hydrogenation conditions, forming amino-functionalized quinolineanthracene variant **16** in a good yield of 65% (see Experimental I, II, and ESI Fig. S31 and S32<sup>†</sup>).<sup>44</sup> In turn, we cyclodehydrohalogenated diquinolineanthracene variant **16** under our validated standard conditions, forming two intramolecular carbon–carbon bonds and furnishing intermediate **17** in a moderate yield of 20% (see Experimental I, II, and ESI Fig. S33 and S34<sup>†</sup>).<sup>32,42</sup> Subsequently, we converted tetrabenzopentacene **17**'s amino group to a bromo group using established Sandmeyer-type reaction conditions, affording intermediate **18** in a moderate yield of 20% (see Experimental I, II, and ESI Fig. S35 and S36<sup>†</sup>).<sup>45</sup> Last, we cross-coupled the bromo groups of two tetrabenzopentacene **18**'s with each other using well-known Ullmann reaction conditions (*i.e.*, dimethylformamide/toluene as the solvents and  $\text{Ni}(\text{COD})_2/\text{COD}/\text{bpy}$  as the transition metal catalyst system), affording dimeric tetrabenzopentacene product **19** in a reasonable yield of 39% (see Experimental I, II, and ESI Fig. S37 and S38<sup>†</sup>).<sup>50</sup> These experiments demonstrated that our tetrabenzopentacene could be site-specifically substituted with single halogen functional groups, which are

amenable to many routine cross-coupling reactions,<sup>46–49</sup> and moreover could be readily assembled into larger molecular frameworks, which opens opportunities for the synthesis of corresponding nitrogen-containing graphene nanoribbons.<sup>16,34,51</sup>

We last investigated the electronic properties of our tetrabenzoacene derivatives by means of UV-Vis spectroscopy (Fig. 2). First, the spectrum obtained for dodecyl-substituted tetrabenzopentacene **4** featured prominent absorption peaks with maxima at 641 nm and 592 nm as well as a shoulder at 541 nm, with the addition of extended side chains mitigating aggregation but not significantly shifting the absorption peaks relative to those of the analogous previously-reported *tert*-butyl-

substituted tetrabenzopentacene (Fig. 2 and ESI Fig. S39†).<sup>32</sup> Second, the spectrum obtained for dodecyl-substituted tetrabenzoheptacene **7** featured prominent absorption peaks with maxima at 648 nm and 598 nm as well as a shoulder at 547 nm, with the extension of the aromatic core only slightly red shifting the absorption peaks relative to those of the analogous *tert*-butyl- and dodecyl-substituted tetrabenzopentacenes (Fig. 2 and ESI Fig. S39†). Third, the spectrum obtained for amino-functionalized tetrabenzopentacene **11** featured prominent absorption peaks at 668 nm and 622 nm as well as a small shoulder at 554 nm, with the introduction of the two electron-donating amino groups substantially red-shifting the absorption peaks relative to those of the analogous *tert*-butyl- and



Scheme 4 The synthesis of dimeric tetrabenzopentacene **19**.



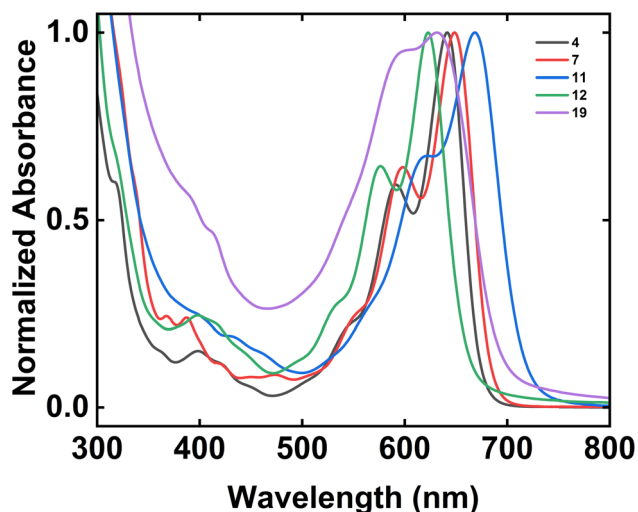


Fig. 2 The UV-Vis absorption spectra obtained for 4 (black trace), 7 (red trace), 11 (blue trace), 12 (green trace), and 19 (purple trace). Note that the absorption spectra were normalized by using their maximum absorbance peak within the 600 nm to 700 nm wavelength range in order to facilitate direct comparisons.

dodecyl-substituted tetrabenzopentacenes (Fig. 2 and ESI Fig. S39†). Fourth, the spectrum obtained for bromo-functionalized tetrabenzopentacene 12 featured prominent absorption peaks at 623 nm and 576 nm as well as a shoulder at 521 nm, with the introduction of the two electron-withdrawing bromo groups substantially blue-shifting the absorption peaks relative to those of the analogous *tert*-butyl- and dodecyl-substituted tetrabenzopentacenes (Fig. 2 and ESI Fig. S39†). Last, the spectrum obtained for dimeric tetrabenzopentacene 19 featured prominent absorption peaks at 631 nm and 590 nm and no obvious shoulders, with the covalent linkage of the tetrabenzopentacene moieties causing aggregation and broadening/blue-shifting the absorption peaks relative to those of the monomeric tetrabenzopentacenes in agreement with precedent for some previously-reported acenes (Fig. 2 and ESI Fig. S39†).<sup>52,53</sup> Overall, these measurements showed that the electronic properties of our nitrogen-containing tetrabenzoacene derivatives could be controlled to some extent *via* the described synthetic strategies.

## Conclusion

In summary, we have described the synthesis and characterization of substituted, expanded, functionalized, and dimeric nitrogen-containing tetrabenzoacenes, and our findings hold significance for several reasons. First, the modification of our tetrabenzopentacenes with extended alkyl chains not only enhances solubility and mitigates aggregation but could also eventually simplify their processing from common organic solvents within the context of transistor applications.<sup>1,2,7,9,10,19</sup> Second, the straightforward substitution of our tetrabenzoacenes with electron-donating amino and electron-withdrawing bromo groups readily affords tuning of their optical and electrochemical properties in a manner advantageous for optoelectronics applications.<sup>1,2,11,16,18,19</sup> Third, the site-

specific substitution of our tetrabenzopentacenes with reactive amine and bromine functional handles immediately opens opportunities for their further modification *via* common chemical reactions, *e.g.*, Stille, Suzuki, Heck, and Ullmann couplings.<sup>46–48</sup> Last, the expansion and dimerization of our tetrabenzopentacenes suggests that they may prove useful as model compounds for nitrogen-containing acenes and could even serve as precursors for nitrogen-doped graphene nanoribbons.<sup>3,16,17,34,43,51</sup> Overall, our synthetic methodology substantively adds to the small number of tetrabenzoacene derivatives reported to date and may open further opportunities for these materials in organic optoelectronics applications.

## Experimental

### I. General methods

**A. Materials and conditions.** All chemicals and solvents were purchased from Sigma Aldrich, Acros Organics, Combi-Blocks, or Thermo Fisher Scientific. Toluene and chloroform were routinely dried with 3 Å molecular sieves and stored under argon. The glassware was oven dried at temperatures of 150–200 °C. The reactions were performed under dry argon unless otherwise noted. Additional protocols are noted below for specific compounds where appropriate.

**B. Compound purification.** Flash chromatography was performed using a CombiFlash Rf 200 purification system (Teledyne ISCO, Inc.) according to the manufacturer's recommended protocols. Chromatography solvents are reported as percentages followed by solvent combinations. Additional purification-relevant information is noted below for specific compounds where appropriate.

**C. Nuclear magnetic resonance (NMR) spectroscopy characterization.** The intermediates and products were characterized with <sup>1</sup>H and <sup>13</sup>C nuclear magnetic resonance (NMR) spectroscopy in the University of California, Irvine Nuclear Magnetic Resonance Facility. The NMR measurements were performed on either a Bruker DRX500 instrument outfitted with a CryoProbe (Bruker TCI 500 MHz, 5 mm diameter tubes) or an AVANCE600 instrument outfitted with a CryoProbe (Bruker CBBFO 600 MHz, 5 mm diameter tubes). The NMR experiments were typically performed at compound concentrations of ~1 mg mL<sup>-1</sup> to ~10 mg mL<sup>-1</sup>. The chemical shifts were reported in ppm for both the <sup>1</sup>H and <sup>13</sup>C NMR spectra. The chemical shifts for the NMR data were referenced as follows: for compounds in CDCl<sub>3</sub>, the <sup>1</sup>H NMR spectra were referenced to tetramethylsilane (TMS) at 0.00 ppm or the residual CHCl<sub>3</sub> peak at 7.26 ppm, and the <sup>13</sup>C NMR spectra were referenced to the residual CHCl<sub>3</sub> peak at 77.16 ppm; for compounds in CS<sub>2</sub>, the <sup>1</sup>H NMR spectra were referenced to TMS at 0.00 ppm, and the <sup>13</sup>C NMR spectra were referenced to TMS at 0.00 ppm. Both the <sup>1</sup>H and <sup>13</sup>C NMR data were labeled with the chemical shifts, multiplicities (s = singlet, d = doublet, t = triplet, q = quartet, quint = quintet, m = multiplet, br s = broad singlet), coupling constants in Hertz, and integration values. The NMR spectra were processed and analyzed by using the MestReNova software package.

**D. Mass (MS) spectroscopy characterization.** The intermediates and products were characterized with electrospray ionization (ESI) high resolution mass spectrometry (HRMS) or matrix-assisted laser desorption/ionization-time of flight (MALDI-TOF) mass spectrometry at the University of California, Irvine Mass Spectrometry Facility. The HRMS measurements were performed on a Waters LCT Premier time-of-flight instrument, and the MALDI-TOF measurements were performed on an AB SCIEX TOF/TOF™ 5800 series mass spectrometer using a 349 nm Nd:YAG laser with either TCNQ or dithranol as the matrix. The mass spectra were processed and analyzed by using the standard MassLynx and TOF/TOF Series Explorer software packages.

**E. Ultraviolet-visible (UV-Vis) spectroscopy characterization.** The products were characterized with UV-Vis spectroscopy at the University of California, Irvine Laser Spectroscopy Laboratory. The measurements were performed on a Jasco-V670 Absorption Spectrometer. The measurements were conducted in ambient atmosphere at room temperature. The UV-Vis spectroscopy experiments were repeated for at least three independently prepared solutions in CHCl<sub>3</sub> for each compound at concentrations between ~10 μM and ~41 μM (Fig. 2) or at concentrations between ~35 μM and ~84 μM (Fig. S39†). The spectra were processed and analyzed with the Jasco Spectra Manager Suite and Origin software packages.

## II. Detailed synthetic protocols

**A. 1,5-Dichloro-9,10-diethynylantracene (1).** ((1,5-Dichloroanthracene-9,10-diyl)bis(ethyne-2,1-diyl)) bis(triisopropylsilane) (0.9770 g, 1.607 mmol) was dissolved in tetrahydrofuran (77 mL) under argon and cooled to -78 °C. Tetrabutylammonium fluoride (1 M, 4.8 mmol) in tetrahydrofuran (4.8 mL) was added dropwise to the solution over 13 minutes, and the mixture was stirred at -78 °C for 1 hour. The mixture was warmed to 0 °C and placed into a dry ice/acetone bath when a color change was observed. The mixture was diluted with a saturated aqueous sodium bicarbonate solution (25 mL), subsequently warmed to room temperature, and further diluted with a saturated sodium bicarbonate solution (50 mL). The reaction mixture was poured into dichloromethane (700 mL), the aqueous and organic phases were separated, and the aqueous phase was extracted with dichloromethane (100 mL). The combined organics were washed with a saturated sodium bicarbonate solution (50 mL) and brine (100 mL). The organics were filtered through a cotton plug, and the solvent was removed *in vacuo*. The crude product was purified by washing with cold hexanes to obtain the desired product (0.4440 g, 94%), and the characterization data matched those previously reported.<sup>32</sup>

**B. (*E*)-1-(3,5-Didodecylphenyl)-*N*-phenylmethanimine (2).** Aniline (0.21 mL, 2.32 mmol), 3,5-didodecylbenzaldehyde (1.00 g, 2.26 mmol), glacial acetic acid (0.10 mL, 1.75 mmol), and 3 Å molecular sieves (1.00 g) were combined in toluene (30 mL). The mixture was sealed in a pressure vessel and heated at 150 °C for 16 hours. The reaction mixture was cooled and filtered through Celite, and the solvent was removed *in vacuo*.

The crude product was isolated without further purification in the yields previously reported (1.10 g, 94%), and the characterization data matched those previously reported.<sup>39</sup>

**C. 4,4'-(1,5-Dichloroanthracene-9,10-diyl)bis(2-(3,5-didodecylphenyl)quinoline) (3).** Compound 2 (6.57 g, 12.7 mmol), 1,5-dichloro-9,10-diethynylantracene 1 (1.25 g, 4.23 mmol), chloranil (2.29 g, 9.31 mmol), and BF<sub>3</sub>·OEt<sub>2</sub> (1.57 mL, 12.7 mmol) were dissolved in chloroform (200 mL) under argon. The reaction mixture was heated at 70 °C for 48 hours. The reaction mixture was cooled, poured into chloroform (300 mL), and washed with a saturated aqueous sodium bicarbonate solution (500 mL × 4) and water (500 mL × 3). The organics were filtered through a cotton plug, and the solvent was removed *in vacuo*. The crude product was triturated with ethanol and purified by flash chromatography (100/0 to 70/30 hexanes/ethyl acetate) to obtain the desired product as two atropisomers (2.05 g (*isomer 1* + *isomer 2*), 37%). (*isomer 1*): <sup>1</sup>H NMR (500 MHz, CDCl<sub>3</sub>) δ 8.36 (d, *J* = 8.4 Hz, 2H), 8.02 (s, 2H), 7.90 (s, 4H), 7.75 (ddd, *J* = 8.5, 6.8, 1.4 Hz, 2H), 7.51–7.48 (m, 2H), 7.47 (s, 2H), 7.36 (t, *J* = 7.5 Hz, 2H), 7.29–7.27 (m, 2H), 7.13 (t, *J* = 8.1 Hz, 4H), 2.70 (t, *J* = 7.9 Hz, 8H), 1.69 (quint, *J* = 7.7 Hz, 8H), 1.42–1.20 (m, 55H), 0.87 (t, *J* = 6.9 Hz, 12H); (*isomer 2*): <sup>1</sup>H NMR (500 MHz, CDCl<sub>3</sub>) δ 8.36 (d, *J* = 8.5 Hz, 2H), 7.94 (s, 2H), 7.86 (s, 4H), 7.77 (ddd, *J* = 8.3, 6.5, 1.6 Hz, 2H), 7.47 (t, *J* = 7.8 Hz, 4H), 7.43–7.35 (m, 4H), 7.16–7.10 (m, 4H), 2.69 (t, *J* = 7.8 Hz, 8H), 1.68 (quint, *J* = 7.8 Hz, 8H), 1.46–1.07 (m, 76H), 0.87 (t, *J* = 6.9 Hz, 13H); (*isomer 1*): <sup>13</sup>C NMR (151 MHz, CDCl<sub>3</sub>) δ 157.1, 148.6, 148.1, 143.8, 139.5, 134.1, 133.4, 131.2, 130.4, 130.3, 130.1, 129.8, 129.1, 127.8, 127.4, 126.7, 126.3, 125.9, 125.3, 122.5, 36.3, 32.1, 31.9, 29.84, 29.80, 29.72, 29.69, 29.5, 22.8, 14.3; (*isomer 2*): <sup>13</sup>C NMR (126 MHz, CDCl<sub>3</sub>) δ 157.2, 148.7, 148.2, 143.7, 139.5, 134.1, 133.5, 131.3, 130.4, 130.3, 130.1, 129.8, 129.2, 127.7, 127.5, 126.8, 126.5, 125.9, 125.3, 122.3, 36.3, 32.1, 31.9, 29.84, 29.80, 29.71, 29.67, 29.51, 22.8, 14.3; MALDI (dithranol) *m/z* calcd for C<sub>92</sub>H<sub>123</sub>Cl<sub>2</sub>N<sub>2</sub> [M + H]<sup>+</sup> 1325.9, found 1325.9.

**D. 2,11-Bis(3,5-didodecylphenyl)dibenzo[*hi:st*]dipyrido [2,3,4-*de*:2,3,4-*op*]pentacene (4).** Anhydrous quinoline (38 mL) was added to compound 3 (0.500 g, 0.377 mmol) and powdered KOH (2.54 g, 45.3 mmol) under argon, and the solution was sparged with argon for 15 minutes. The mixture was heated at 150 °C for 2 hours. The reaction mixture was cooled, poured into chloroform (100 mL), and washed with water (100 mL), an aqueous 2.4 M HCl solution (100 mL × 4), water (100 mL × 2), and a saturated aqueous sodium bicarbonate solution (100 mL × 3). The organics were filtered through a cotton plug, and the solvent was removed *in vacuo*. The crude product was purified by flash chromatography (100/0 to 90/10 hexanes/ethyl acetate) to obtain the desired product as a dark blue solid (0.124 g, 26%). <sup>1</sup>H NMR (600 MHz, CDCl<sub>3</sub>) δ 8.58 (d, *J* = 8.6 Hz, 2H), 8.40 (s, 2H), 8.29–8.23 (m, 4H), 8.12 (d, *J* = 8.2 Hz, 2H), 7.82–7.74 (m, 6H), 7.53 (t, *J* = 8.0 Hz, 2H), 7.14 (s, 2H), 2.72 (t, *J* = 7.9 Hz, 8H), 1.71 (quint, *J* = 7.6 Hz, 8H), 1.52–1.00 (m, 72H), 0.86 (t, *J* = 7.0 Hz, 12H); <sup>13</sup>C NMR (151 MHz, CDCl<sub>3</sub>) δ 158.6, 149.6, 143.7, 139.8, 138.6, 130.8, 130.03, 130.00, 129.9, 129.5, 129.23, 129.20, 127.9, 127.7, 126.3, 125.1, 123.7, 121.4, 120.3, 119.4, 36.3, 32.1, 31.7,



29.9, 29.8, 29.7, 29.6, 29.5, 22.8, 14.3; HRMS (ESI)  $m/z$  calcd for  $C_{92}H_{121}N_2 [M + H]^+$  1253.9530, found 1253.9557.

**E. *N*-(3,5-Didodecylbenzylidene)naphthalen-1-amine (5).** 1-Naphthylamine (2.13 g, 14.9 mmol), 3,5-didodecylbenzaldehyde (6.00 g, 13.6 mmol), and glacial acetic acid (0.10 mL, 1.75 mmol) were dissolved in toluene (200 mL). The vessel containing the solution was equipped with a Dean–Stark trap, and the mixture was refluxed for 24 hours. 3 Å molecular sieves (10.0 g) were added to the solution, and the mixture was refluxed for another 24 hours. The reaction mixture was cooled and filtered through Celite, and the solvent was removed *in vacuo*. The crude product was purified by rinsing with methanol, dissolution in a minimum amount of chloroform, and precipitation from methanol to obtain the desired product (6.13 g, 80%).  $^1H$  NMR (500 MHz,  $CDCl_3$ )  $\delta$  8.52 (s, 1H), 8.41–8.36 (m, 1H), 7.90–7.85 (m, 1H), 7.73 (d,  $J = 8.2$  Hz, 1H), 7.68 (s, 2H), 7.57–7.51 (m, 2H), 7.48 (t,  $J = 7.8$  Hz, 1H), 7.19 (s, 1H), 7.06 (d,  $J = 7.2$  Hz, 1H), 2.71 (t,  $J = 7.9$  Hz, 4H), 1.71 (quint,  $J = 7.5$  Hz, 4H), 1.44–1.23 (m, 37H), 0.92 (t,  $J = 7.0$  Hz, 6H);  $^{13}C$  NMR (126 MHz,  $CDCl_3$ )  $\delta$  161.3, 149.8, 143.7, 136.5, 134.0, 132.2, 128.9, 127.7, 126.6, 126.5, 126.2, 125.8, 125.7, 124.2, 112.9, 36.0, 32.1, 31.7, 29.85, 29.81, 29.78, 29.69, 29.55, 29.52, 22.9, 14.3; HRMS (ESI)  $m/z$  calcd for  $C_{41}H_{61}NNa [M + Na]^+$  590.4702, found 590.4702.

**F. 4,4'-(1,5-Dichloroanthracene-9,10-diyl)bis(2-(3,5-didodecylphenyl)benzo[*h*]quinoline) (6).** Compound 5 (2.71 g, 4.77 mmol), 1,5-dichloro-9,10-diethynylantracene 1 (0.47 g, 1.59 mmol), chloranil (0.78 g, 3.17 mmol), and  $BF_3 \cdot OEt_2$  (0.59 mL, 4.78 mmol) were dissolved in chloroform (80 mL) under argon. The reaction mixture was heated at 70 °C for 48 hours. The reaction mixture was cooled, poured into chloroform (100 mL), and washed with a saturated aqueous sodium bicarbonate solution (100 mL  $\times$  3) and water (100 mL  $\times$  3). The organics were filtered through a cotton plug, and the solvent was removed *in vacuo*. The crude product was triturated with hot ethanol, purified by flash chromatography (100/0 to 80/20 hexanes/chloroform), redissolved in chloroform, and precipitated from ethanol to obtain the desired product as two atropisomers (0.69 g (*isomer 1* + *isomer 2*), 30%). (*isomer 1*):  $^1H$  NMR (500 MHz,  $CDCl_3$ )  $\delta$  9.71 (d,  $J = 8.2$  Hz, 2H), 8.16 (s, 2H), 8.07 (s, 4H), 7.90 (d,  $J = 7.9$  Hz, 2H), 7.86 (t,  $J = 8.3$  Hz, 2H), 7.77–7.73 (m, 2H), 7.64 (d,  $J = 9.1$  Hz, 2H), 7.51–7.46 (m, 4H), 7.20 (d,  $J = 8.9$  Hz, 2H), 7.16 (s, 2H), 7.12 (dd,  $J = 9.0, 7.2$  Hz, 2H), 2.75 (t,  $J = 7.8$  Hz, 8H), 1.74 (quint,  $J = 7.6$  Hz, 8H), 1.50–1.15 (m, 71H), 0.87 (t,  $J = 7.0$  Hz, 12H); (*isomer 2*):  $^1H$  NMR (500 MHz,  $CDCl_3$ )  $\delta$  9.71 (d,  $J = 8.2$  Hz, 2H), 8.06 (s, 2H), 8.03 (s, 4H), 7.93 (d,  $J = 8.1$  Hz, 2H), 7.90–7.84 (m, 2H), 7.79–7.74 (m, 2H), 7.69 (d,  $J = 8.9$  Hz, 2H), 7.51–7.45 (m, 4H), 7.30 (d,  $J = 9.0$  Hz, 2H), 7.15–7.08 (m, 4H), 2.73 (t,  $J = 7.8$  Hz, 8H), 1.72 (quint,  $J = 7.6$  Hz, 8H), 1.45–1.22 (m, 74H), 0.87 (t,  $J = 7.0$  Hz, 12H); (*isomer 1*):  $^{13}C$  NMR (126 MHz,  $CDCl_3$ )  $\delta$  155.3, 148.5, 146.1, 143.7, 139.6, 134.5, 134.0, 133.5, 132.3, 131.4, 130.4, 130.1, 128.5, 128.0, 127.8, 127.4, 127.3, 126.7, 125.9, 125.4, 125.3, 123.6, 122.4, 36.4, 32.1, 32.0, 29.9, 29.84, 29.82, 29.76, 29.70, 29.5, 22.8, 14.3; (*isomer 2*):  $^{13}C$  NMR (126 MHz,  $CDCl_3$ )  $\delta$  155.4, 148.5, 146.1, 143.7, 139.6, 134.4, 134.0, 133.5, 132.3, 131.5, 130.4, 130.0, 128.5, 128.0, 127.9, 127.7, 127.5, 127.3, 126.7, 126.0, 125.4, 125.2, 123.8, 122.2, 36.4, 32.1, 31.9, 29.86, 29.82, 29.81, 29.74, 29.66, 29.5, 22.8, 14.3;

MALDI (dithranol)  $m/z$  calcd for  $C_{100}H_{127}Cl_2N_2 [M + H]^+$  1425.9, found 1425.6.

**G. 2,13-Bis(3,5-didodecylphenyl)dibenzo[*jk*:*yz*]dipyrido[2,3-*a*:*fg*:2,3,4-*uv*]heptacene (7).** Anhydrous quinoline (35 mL) was added to compound 6 (0.500 g, 0.350 mmol) and powdered KOH (2.36 g, 42.1 mmol) under argon, and the solution was sparged with argon for 15 minutes. The mixture was heated at 150 °C for 2 hours. The reaction mixture was cooled, poured into chloroform (100 mL), and washed with water (100 mL), an aqueous 2.4 M HCl solution (100 mL  $\times$  4), water (100 mL  $\times$  2), and a saturated aqueous sodium bicarbonate solution (100 mL  $\times$  3). The organics were filtered through a cotton plug, and the solvent was removed *in vacuo*. The crude product was purified by flash chromatography (100/0 to 80/20 hexanes/chloroform) to obtain the desired product as a dark blue solid (0.151 g, 32%).  $^1H$  NMR (500 MHz,  $CDCl_3$ )  $\delta$  9.32 (d,  $J = 7.5$  Hz, 2H), 8.47 (d,  $J = 8.6$  Hz, 2H), 8.44 (s, 2H), 8.32 (s, 2H), 8.15 (d,  $J = 7.6$  Hz, 2H), 7.94–7.86 (m, 6H), 7.71–7.61 (m, 4H), 7.43 (t,  $J = 8.0$  Hz, 2H), 7.15 (s, 2H), 2.76 (t,  $J = 7.8$  Hz, 8H), 1.75 (quint,  $J = 7.6$  Hz, 8H), 1.48–1.17 (m, 77H), 0.85 (t,  $J = 7.0$  Hz, 12H);  $^{13}C$  NMR (126 MHz,  $CDCl_3$ )  $\delta$  156.0, 147.0, 143.5, 139.9, 138.3, 133.8, 131.4, 130.0, 129.8, 129.1, 129.0, 128.5, 128.3, 127.9, 127.5, 127.3, 127.1, 126.1, 125.1, 121.4, 121.0, 120.9, 118.8, 36.3, 32.1, 31.8, 29.89, 29.87, 29.83, 29.80, 29.7, 29.5, 22.8, 14.3; MALDI (TCNQ)  $m/z$  calcd for  $C_{100}H_{124}N_2 [M]^+$  1353.0, found 1352.7; HRMS (ESI)  $m/z$  calcd for  $C_{100}H_{125}N_2 [M + H]^+$  1353.9843, found 1353.9814.

**H. (*E*)-1-(3,5-Di-*tert*-butylphenyl)-*N*-(4-nitrophenyl)methanimine (8).** *p*-Nitro aniline (6.95 g, 50.3 mmol), 3,5-ditertbutylbenzaldehyde (10.0 g, 45.8 mmol), glacial acetic acid (0.10 mL, 1.75 mmol), and 3 Å molecular sieves (20.0 g) were combined in toluene (135 mL). The mixture was sealed in a pressure vessel and heated at 130 °C for 16 hours. The reaction mixture was cooled and filtered through Celite, and the solvent was removed *in vacuo*. The crude product was purified by recrystallization from methanol to obtain the desired product (8.52 g, 55%).  $^1H$  NMR (600 MHz,  $CDCl_3$ )  $\delta$  8.42 (s, 1H), 8.27 (dt,  $J = 9.5, 2.5$ , 2H), 7.76 (d,  $J = 1.9$  Hz, 2H), 7.63 (t,  $J = 1.8$  Hz, 1H), 7.24 (dt,  $J = 9.4, 2.5$ , 2H), 1.39 (s, 18H).  $^{13}C$  NMR (126 MHz,  $CDCl_3$ )  $\delta$  163.9, 158.6, 151.9, 145.5, 135.0, 127.1, 125.2, 123.9, 121.4, 35.1, 31.5. MALDI  $m/z$  calcd for  $C_{21}H_{27}N_2O_2 [M + H]^+$  339.2, found 339.1.

**I. 4,4'-(1,5-Dichloroanthracene-9,10-diyl)bis(2-(3,5-di-*tert*-butylphenyl)-6-nitroquinoline) (9).** Compound 8 (6.86 g, 20.3 mmol), 1,5-dichloro-9,10-diethynylantracene 1 (3.00 g, 10.2 mmol), and chloranil (7.46 g, 30.3 mmol) were dissolved in chloroform (500 mL) under argon.  $BF_3 \cdot OEt_2$  (3.76 mL, 30.5 mmol) was added to the solution, and the mixture was heated at 70 °C for 16 hours. The reaction mixture was cooled and washed with a saturated aqueous sodium bicarbonate solution (100 mL  $\times$  3) and water (100 mL  $\times$  3). The organics were filtered through a cotton plug, and the solvent was removed *in vacuo*. The crude product was purified by flash chromatography (100/0 to 90/10 hexanes/ethyl acetate) to obtain the desired product (2.46 g (*isomer 1* + *isomer 2*), 25%). (*isomer 1*):  $^1H$  NMR (600 MHz,  $CDCl_3$ )  $\delta$  8.53 (dd,  $J = 9.2, 2.3$  Hz, 2H), 8.50 (d,  $J = 9.2$  Hz, 2H), 8.21 (s, 2H), 8.18 (d,  $J = 2.2$  Hz, 2H), 8.17–8.15 (m, 4H), 7.65 (s, 2H), 7.55 (d,  $J = 7.1$  Hz, 2H), 7.42 (d,  $J = 9.2$  Hz, 2H), 7.22 (dd,  $J =$

9.1, 7.1 Hz, 2H), 1.44 (s, 34H); (*isomer 2*):  $^1\text{H}$  NMR (600 MHz,  $\text{CDCl}_3$ )  $\delta$  8.55 (dd,  $J = 9.2, 2.5$  Hz, 2H), 8.50 (d,  $J = 9.2$  Hz, 2H), 8.30 (d,  $J = 2.4$  Hz, 2H), 8.12 (d,  $J = 1.8$  Hz, 4H), 8.08 (s, 2H), 7.63 (t,  $J = 1.8$  Hz, 2H), 7.55 (dd,  $J = 7.1, 1.1$  Hz, 2H), 7.41 (dd,  $J = 9.2, 1.1$  Hz, 2H), 7.22 (dd,  $J = 9.1, 7.1$  Hz, 2H), 1.42 (s, 35H); (*isomer 1*):  $^{13}\text{C}$  NMR (151 MHz,  $\text{CDCl}_3$ )  $\delta$  169.7, 161.1, 151.9, 150.6, 150.5, 145.6, 141.0, 137.8, 133.6, 132.8, 132.2, 131.1, 131.0, 128.1, 127.6, 127.5, 126.7, 125.4, 124.1, 123.4, 123.0, 122.5, 119.1, 35.3, 31.7; (*isomer 2*):  $^{13}\text{C}$  NMR (151 MHz,  $\text{CDCl}_3$ )  $\delta$  160.7, 151.9, 150.6, 150.4, 145.8, 141.0, 137.8, 133.5, 132.9, 132.1, 131.2, 131.1, 128.1, 127.6, 127.3, 126.8, 125.3, 123.7, 123.6, 123.2, 122.4, 119.0, 35.3, 31.7, HRMS (ESI)  $m/z$  calcd for  $\text{C}_{60}\text{H}_{56}\text{Cl}_2\text{N}_4\text{O}_4\text{Na}$   $[\text{M} + \text{Na}]^+$  989.3576, found 989.3599.

**J. 4,4'-(1,5-Dichloroanthracene-9,10-diyl)bis(2-(3,5-di-*tert*-butylphenyl)quinolin-6-amine) (10).** Compound **9** (1.00 g, 1.03 mmol), Fe powder (3.63 g, 65.0 mmol), and  $\text{CaCl}_2 \cdot 2\text{H}_2\text{O}$  (3.17 g, 21.6 mmol) were dissolved in ethanol (400 mL), chloroform (250 mL), and water (40 mL). The mixture was refluxed at 70 °C for 16 hours. The reaction mixture was cooled, filtered through Celite, and washed with water (100 mL  $\times$  2). The organics were filtered through a cotton plug, and the solvent was removed *in vacuo*. The crude product was purified by flash chromatography (80/20 hexanes/ethyl acetate) to obtain the desired product (0.5793 g, 62%).  $^1\text{H}$  NMR (500 MHz,  $\text{CDCl}_3$ )  $\delta$  8.18 (d,  $J = 8.8$  Hz, 2H), 8.06 (s, 4H), 7.88 (s, 2H), 7.61–7.51 (m, 4H), 7.50 (d,  $J = 7.1$  Hz, 2H), 7.19 (dd,  $J = 9.0, 2.4$  Hz, 2H), 7.15 (dd,  $J = 9.0, 7.2$  Hz, 2H), 6.33 (d,  $J = 2.5$  Hz, 2H), 3.77 (br s, 4H), 1.43 (s, 39H).  $^{13}\text{C}$  NMR (126 MHz,  $\text{CDCl}_3$ )  $\delta$  154.2, 151.3, 144.8, 143.3, 139.2, 134.5, 133.4, 131.5, 131.4, 130.5, 130.4, 128.0, 127.3, 125.7, 123.4, 122.7, 122.5, 121.9, 121.7, 106.6, 35.2, 31.7. MALDI  $m/z$  calcd for  $\text{C}_{60}\text{H}_{61}\text{Cl}_2\text{N}_4$   $[\text{M} + \text{H}]^+$  907.4, found 907.3.

**K. 2,11-Bis(3,5-di-*tert*-butylphenyl)perylene[1,2,3-*de*:7,8,9-*d'**e'*]diquinoline-6,15-diamine (11).** Anhydrous quinoline (70 mL) was added to compound **10** (1.00 g, 1.10 mmol) and powdered KOH (5.65 g, 101 mmol) under argon, and the solution was sparged with argon for 20 minutes. The mixture was heated at 150 °C for 2 hours. The reaction mixture was cooled, poured into chloroform (100 mL), and washed with water (50 mL  $\times$  2), an aqueous 2.4 M HCl solution (50 mL  $\times$  2), a saturated aqueous sodium bicarbonate solution (50 mL  $\times$  2), and water (50 mL  $\times$  2). The organics were filtered through a cotton plug, and the solvent was removed *in vacuo*. The crude product was purified by flash chromatography (70/30 hexanes/ethyl acetate) to obtain the desired product as a dark blue solid (0.1840 g, 20%).  $^1\text{H}$  NMR (600 MHz,  $\text{CDCl}_3$ )  $\delta$  8.33 (dd,  $J = 12.1, 8.0$  Hz, 4H), 8.26 (s, 2H), 7.94 (d,  $J = 1.7$  Hz, 4H), 7.88 (d,  $J = 8.9$  Hz, 2H), 7.56 (t,  $J = 1.8$  Hz, 2H), 7.39 (t,  $J = 8.0$  Hz, 2H), 7.14 (d,  $J = 8.9$  Hz, 2H), 4.55 (br s, 4H), 1.43 (s, 41H).  $^{13}\text{C}$  NMR (151 MHz,  $\text{CDCl}_3$ )  $\delta$  155.2, 151.3, 144.4, 143.3, 139.7, 137.1, 130.4, 130.1, 129.8, 128.2, 127.0, 126.6, 126.2, 125.4, 123.5, 123.3, 121.7, 120.8, 118.5, 112.6, 35.2, 31.7. HRMS (ESI)  $m/z$  calcd for  $\text{C}_{60}\text{H}_{59}\text{N}_4$   $[\text{M} + \text{H}]^+$  835.4740, found 835.4731.

**L. 6,15-Dibromo-2,11-bis(3,5-di-*tert*-butylphenyl)perylene[1,2,3-*de*:7,8,9-*d'**e'*]diquinoline (12).** Compound **11** (0.10 g, 0.12 mmol) and *p*-toluenesulfonic acid monohydrate (1.82 g, 9.57 mmol) were dissolved in  $\text{CH}_3\text{CN}$  (10 mL) and  $\text{CHBr}_3$  (5 mL) at 0 °C, and the solution was stirred under argon for 10 minutes.

$\text{NaNO}_2$  (0.49 g, 7.1 mmol) and KBr (1.14 g, 9.58 mmol) in water (5 mL) were added to the solution, and the mixture was stirred at 0 °C for 10 minutes. The reaction mixture was diluted with chloroform (50 mL) and washed with a saturated aqueous sodium bicarbonate solution (50 mL  $\times$  2) and water (50 mL  $\times$  2). The organics were filtered through a cotton plug, and the solvent was removed *in vacuo*. The crude product was purified by flash chromatography (90/10 hexane/ethyl acetate) to obtain the desired product as a dark blue film (0.0193 g, 17%).  $^1\text{H}$  NMR (500 MHz,  $\text{CDCl}_3$ )  $\delta$  9.18 (d,  $J = 7.2$  Hz, 2H), 8.53 (d,  $J = 8.7$  Hz, 2H), 8.26 (s, 2H), 8.04 (d,  $J = 8.9$  Hz, 2H), 8.00–7.94 (m, 6H), 7.61 (t,  $J = 1.8$  Hz, 2H), 7.47 (t,  $J = 8.1$  Hz, 2H), 1.44 (s, 37H).  $^{13}\text{C}$  NMR (126 MHz,  $\text{CDCl}_3$ )  $\delta$  158.8, 151.6, 148.0, 139.0, 137.9, 137.3, 129.6, 129.5, 129.1, 128.7, 128.1, 126.9, 126.72, 126.66, 126.5, 125.7, 124.2, 122.1, 119.7, 117.8, 35.3, 31.7. MALDI  $m/z$  calcd for  $\text{C}_{60}\text{H}_{55}\text{Br}_2\text{N}_2$   $[\text{M} + \text{H}]^+$  961.3, found 961.2; HRMS (ESI)  $m/z$  calcd for  $\text{C}_{60}\text{H}_{55}\text{Br}_2\text{N}_2$   $[\text{M} + \text{H}]^+$  961.2732, found 961.2715.

**M. 2-(3,5-Di-*tert*-butylphenyl)-4-(1,5-dichloro-10-ethynylantracen-9-yl)-6-nitroquinoline (13).** Compound **8** (3.43 g, 10.1 mmol), 1,5-dichloro-9,10-diethynylantracene **1** (3.00 g, 10.2 mmol), and chloranil (3.73 g, 15.2 mmol) was dissolved in chloroform (350 mL) under argon.  $\text{BF}_3 \cdot \text{OEt}_2$  (1.88 mL, 15.2 mmol) was added to the solution, and the mixture was heated at 30 °C for 16 hours. The reaction mixture was cooled and washed with a saturated aqueous sodium bicarbonate solution (100 mL  $\times$  3) and water (100 mL  $\times$  3). The organics were filtered through a cotton plug, and the solvent was removed *in vacuo*. The crude product was purified by flash chromatography (90/10 hexanes/ethyl acetate) to obtain the desired product (2.8877 g, 45%).  $^1\text{H}$  NMR (500 MHz,  $\text{CDCl}_3$ )  $\delta$  9.13–9.07 (m, 1H), 8.52–8.42 (m, 3H), 8.09–8.05 (m, 2H), 7.94 (s, 1H), 7.66 (dd,  $J = 7.0, 1.4$  Hz, 1H), 7.61 (t,  $J = 1.8$  Hz, 1H), 7.57 (s, 1H), 7.56 (d,  $J = 1.8$  Hz, 1H), 7.20–7.17 (m, 1H), 7.15–7.11 (m, 1H), 4.38 (s, 1H), 1.44–1.30 (m, 18H).  $^{13}\text{C}$  NMR (126 MHz,  $\text{CDCl}_3$ )  $\delta$  169.7, 160.7, 151.8, 141.0, 136.7, 133.2, 132.2, 132.0, 131.6, 131.2, 130.74, 130.65, 130.0, 128.1, 127.2, 126.8, 126.5, 125.3, 123.7, 123.4, 123.0, 122.4, 96.6, 35.3, 31.6; MALDI  $m/z$  calcd for  $\text{C}_{39}\text{H}_{33}\text{Cl}_2\text{N}_2\text{O}_2$   $[\text{M} + \text{H}]^+$  631.19, found 631.16.

**N. (E)-1-(3,5-Di-*tert*-butylphenyl)-*N*-phenylmethanimine (14).** Aniline (5.01 mL, 55.4 mmol), 3,5-di-*tert*-butylbenzaldehyde (10.0 g, 45.8 mmol), and *p*-toluenesulfonic acid monohydrate (0.44 g, 2.31 mmol) were dissolved in toluene (250 mL). The vessel containing the solution was equipped with a Dean–Stark trap, and the mixture was refluxed for 16 hours. The reaction mixture was cooled and washed with a saturated aqueous sodium bicarbonate solution (250 mL). The organics were dried with anhydrous sodium sulfate, and the solvent was removed *in vacuo*. The crude product was purified by flash chromatography to obtain the pure product in the yields previously reported (12.0 g, 89%), and the characterization data matched those previously reported.<sup>32</sup>

**O. 2-(3,5-Di-*tert*-butylphenyl)-4-(1,5-dichloro-10-(2-(3,5-di-*tert*-butylphenyl)quinolin-4-yl)anthracen-9-yl)-6-nitroquinoline (15).** Compound **14** (1.40 g, 4.77 mmol), compound **13** (2.00 g, 3.17 mmol), and chloranil (1.16 g, 4.72 mmol) were dissolved in chloroform (150 mL) under argon.  $\text{BF}_3 \cdot \text{OEt}_2$  (0.55 mL, 4.46 mmol) was added to the solution, and the mixture was heated at

70 °C for 16 hours. The reaction mixture was cooled and washed with a saturated aqueous sodium bicarbonate solution (100 mL × 3) and water (100 mL × 3). The organics were poured through a cotton plug, and the solvent was removed *in vacuo*. The crude product was purified by flash chromatography (80/20 hexanes/ethyl acetate) to obtain the desired product (1.4584 g, 50%). <sup>1</sup>H NMR (500 MHz, CDCl<sub>3</sub>) δ 8.59–8.48 (m, 2H), 8.41 (d, *J* = 8.5 Hz, 1H), 8.32 (d, *J* = 2.5 Hz, 1H), 8.14 (d, *J* = 1.9 Hz, 2H), 8.13–8.04 (m, 3H), 7.95 (s, 1H), 7.86–7.75 (m, 1H), 7.68–7.60 (m, 1H), 7.60–7.54 (m, 2H), 7.56–7.49 (m, 3H), 7.49–7.41 (m, 2H), 7.37 (d, *J* = 9.0 Hz, 1H), 7.22–7.13 (m, 2H), 1.46 (s, 18H), 1.44 (s, 18H); <sup>13</sup>C NMR (126 MHz, CDCl<sub>3</sub>) δ 160.8, 157.6, 151.83, 151.82, 151.4, 151.1, 150.4, 148.3, 148.1, 145.6, 138.9, 137.8, 135.2, 133.6, 133.5, 132.1, 131.80, 131.77, 130.9, 130.6, 130.3, 129.9, 129.0, 128.3, 128.1, 127.55, 127.51, 127.47, 127.1, 126.9, 126.6, 126.5, 126.2, 125.3, 124.1, 123.8, 123.4, 122.41, 122.38, 122.2, 122.1, 35.31, 35.29, 35.25, 31.71, 31.67; MALDI *m/z* calcd for C<sub>60</sub>H<sub>58</sub>Cl<sub>2</sub>N<sub>3</sub>O<sub>2</sub> [M + H]<sup>+</sup> 922.39, found 922.33.

**P. 2-(3,5-Di-*tert*-butylphenyl)-4-(1,5-dichloro-10-(2-(3,5-di-*tert*-butylphenyl)quinolin-4-yl)anthracen-9-yl)quinolin-6-amine (16).** Compound 15 (2.00 g, 2.17 mmol), Fe powder (3.63 g, 65.0 mmol), and CaCl<sub>2</sub>·2H<sub>2</sub>O (3.17 g, 21.6 mmol) were dissolved in ethanol (400 mL), chloroform (250 mL), and water (40 mL). The mixture was refluxed at 70 °C for 16 hours. The reaction mixture was cooled, filtered through Celite, and washed with water (100 mL × 2). The organics were filtered through a cotton plug, and the solvent was removed *in vacuo*. The crude product was purified by flash chromatography (80/20 hexanes/ethyl acetate) to obtain the desired product (1.2538 g, 65%). <sup>1</sup>H NMR (500 MHz, CDCl<sub>3</sub>) δ 8.39 (d, *J* = 8.0 Hz, 1H), 8.19 (d, *J* = 8.7 Hz, 1H), 8.09 (d, *J* = 1.8 Hz, 2H), 8.02 (d, *J* = 1.8 Hz, 2H), 7.99 (s, 1H), 7.86 (s, 1H), 7.77 (ddd, *J* = 8.4, 6.7, 1.5 Hz, 1H), 7.61–7.45 (m, 6H), 7.43–7.36 (m, 1H), 7.33 (d, *J* = 8.3 Hz, 1H), 7.21 (d, *J* = 8.9 Hz, 1H), 7.18–7.09 (m, 2H), 6.36 (d, *J* = 2.5 Hz, 1H), 3.82 (br s, 2H), 1.42 (s, 18H), 1.41 (s, 18H); <sup>13</sup>C NMR (126 MHz, CDCl<sub>3</sub>) δ 157.8, 151.5, 151.3, 148.1, 144.8, 143.5, 138.9, 133.5, 133.4, 131.6, 131.1, 130.5, 130.40, 130.35, 129.7, 129.1, 128.0, 127.7, 127.5, 127.3, 126.6, 126.3, 125.9, 124.1, 123.4, 122.6, 122.4, 122.1, 121.9, 121.7, 119.2, 106.7, 35.3, 35.2, 31.7; MALDI *m/z* calcd for C<sub>60</sub>H<sub>60</sub>Cl<sub>2</sub>N<sub>3</sub> [M + H]<sup>+</sup> 892.42, found 892.33.

**Q. 2,11-Bis(3,5-di-*tert*-butylphenyl)perylene[1,2,3-*de*:7,8,9-*d'e'*]diquinolin-6-amine (17).** Anhydrous quinoline (70 mL) was added to compound 16 (1.0 g, 1.1 mmol) and powdered KOH (5.650 g, 100.7 mmol) under argon, and the solution was sparged with argon for 20 minutes. The mixture was heated at 150 °C for 2 hours. The reaction mixture was cooled, poured into chloroform (100 mL), and washed with water (50 mL × 2), an aqueous 2.4 M HCl solution (50 mL × 2), a saturated aqueous sodium bicarbonate solution (50 mL × 2), and water (50 mL × 2). The organics were filtered through a cotton plug, and the solvent was removed *in vacuo*. The crude product was purified by flash chromatography (70/30 hexanes/ethyl acetate) to obtain the desired product (0.1821 g, 20%). <sup>1</sup>H NMR (500 MHz, CDCl<sub>3</sub>) δ 8.58 (d, *J* = 8.7 Hz, 1H), 8.51 (d, *J* = 7.5 Hz, 1H), 8.49–8.43 (m, 2H), 8.31 (s, 1H), 8.19–8.11 (m, 2H), 8.07–8.02 (m, 2H), 8.00 (d, *J* = 2.0 Hz, 2H), 7.95 (d, *J* = 1.8 Hz, 2H), 7.66 (t, *J* = 7.9 Hz, 1H), 7.62–7.54 (m, 3H), 7.49–7.44 (m, 1H), 7.33 (d, *J* =

9.0 Hz, 1H), 4.81 (br s, 2H), 1.46 (s, 17H), 1.42 (s, 17H); <sup>13</sup>C NMR (126 MHz, CDCl<sub>3</sub>) δ 159.1, 155.6, 151.43, 151.36, 150.6, 149.5, 144.6, 143.9, 139.6, 139.5, 139.1, 130.8, 130.6, 130.0, 129.8, 129.6, 129.4, 129.0, 128.8, 128.6, 127.9, 127.6, 127.0, 126.7, 125.6, 125.3, 123.92, 123.87, 123.83, 123.4, 123.1, 122.1, 121.8, 121.6, 121.3, 121.2, 119.9, 119.5, 118.7, 112.5, 35.3, 35.2, 31.72, 31.70; MALDI *m/z* calcd for C<sub>60</sub>H<sub>58</sub>N<sub>3</sub> [M + H]<sup>+</sup> 820.46, found 820.50.

**R. 6-Bromo-2,11-bis(3,5-di-*tert*-butylphenyl)perylene[1,2,3-*de*:7,8,9-*d'e'*]diquinoline (18).** Compound 17 (0.20 g, 0.24 mmol) and *p*-toluenesulfonic acid monohydrate (1.82 g, 9.57 mmol) were dissolved in CH<sub>3</sub>CN (15 mL) and CHBr<sub>3</sub> (5 mL) at 0 °C, and the solution was stirred under argon for 10 minutes. NaNO<sub>2</sub> (0.49 g, 7.1 mmol) and KBr (1.14 g, 9.58 mmol) in water (5 mL) were added to the solution, and the mixture was stirred at 0 °C for 10 minutes. The reaction mixture was diluted with chloroform (50 mL) and washed with saturated aqueous sodium bicarbonate solution (50 mL × 2) and water (50 mL × 2). The organics were filtered through a cotton plug, and the solvent was removed *in vacuo*. The crude product was purified by flash chromatography (90/10 hexanes/ethyl acetate) to obtain the desired product (0.0424 g, 20%). <sup>1</sup>H NMR (500 MHz, CDCl<sub>3</sub>) δ 9.43 (d, *J* = 7.6 Hz, 1H), 8.76 (d, *J* = 8.7 Hz, 1H), 8.61 (d, *J* = 8.6 Hz, 1H), 8.49 (s, 1H), 8.44 (s, 1H), 8.33 (t, *J* = 7.7 Hz, 2H), 8.20 (d, *J* = 8.3 Hz, 1H), 8.09 (d, *J* = 9.0 Hz, 1H), 8.04 (d, *J* = 1.8 Hz, 2H), 8.01–7.95 (m, 3H), 7.85 (t, *J* = 7.8 Hz, 1H), 7.71 (t, *J* = 8.1 Hz, 2H), 7.65–7.55 (m, 3H), 1.44 (s, 19H), 1.43 (s, 19H); <sup>13</sup>C NMR (126 MHz, CDCl<sub>3</sub>) δ 159.3, 158.9, 151.6, 151.5, 149.6, 148.1, 139.4, 139.0, 138.7, 137.9, 137.5, 130.8, 130.1, 130.0, 129.6, 129.5, 129.39, 129.37, 129.2, 129.0, 128.7, 128.6, 127.9, 127.8, 127.0, 126.9, 126.8, 126.6, 126.2, 125.7, 124.2, 124.1, 123.8, 122.1, 122.0, 121.7, 120.4, 120.2, 119.2, 117.8, 35.28, 35.26, 31.72, 31.69; MALDI *m/z* calcd for C<sub>60</sub>H<sub>56</sub>BrN<sub>2</sub> [M + H]<sup>+</sup> 883.36, found 883.34.

**S. 2,2',11,11'-Tetrakis(3,5-di-*tert*-butylphenyl)-6,6'-biperylene[1,2,3-*de*:7,8,9-*d'e'*]diquinoline (19).** 2,2'-Bipyridyl (0.0703 g, 0.450 mmol) and 1,5-cyclooctadiene (0.05 mL, 0.41 mmol) were dissolved in dimethylformamide (5 mL), and the solution was added to bis(cyclooctadiene)nickel (0.12 g, 0.44 mmol) under argon. The mixture was heated at 60 °C for 30 minutes. Compound 18 (0.20 g, 0.23 mmol) in toluene (10 mL) was added to the solution, and the mixture was heated at 75 °C for 48 hours. The reaction mixture was cooled and washed with an aqueous 1.2 M HCl solution (10 mL), a saturated aqueous sodium bicarbonate solution (10 mL × 2), and water (10 mL × 3). The solvent was removed *in vacuo*. The crude product was purified with flash chromatography (90/10 hexanes/ethyl acetate) and size exclusion chromatography using Bio-bead SX-1 resin (with toluene as the mobile phase) to obtain the desired product as a dark blue film (0.0708 g, 39%). <sup>1</sup>H NMR (600 MHz, CS<sub>2</sub>) δ 8.78 (d, *J* = 8.5 Hz, 2H), 8.64 (d, *J* = 8.6 Hz, 2H), 8.56 (s, 2H), 8.45 (s, 2H), 8.39 (d, *J* = 7.6 Hz, 2H), 8.30 (d, *J* = 7.7 Hz, 2H), 8.24 (d, *J* = 7.7 Hz, 2H), 8.05 (d, *J* = 8.3 Hz, 2H), 8.00 (d, *J* = 8.7 Hz, 2H), 7.97 (d, *J* = 1.6 Hz, 4H), 7.90 (d, *J* = 1.7 Hz, 4H), 7.78 (t, *J* = 8.0 Hz, 2H), 7.72 (t, *J* = 7.9 Hz, 2H), 7.54 (d, *J* = 8.6 Hz, 2H), 7.42 (t, *J* = 1.6 Hz, 2H), 7.34 (t, *J* = 1.5 Hz, 2H), 7.29 (t, *J* = 8.1 Hz, 2H), 1.30 (s, 36H), 1.22 (s, 37H); <sup>13</sup>C NMR (151



MHz, CS<sub>2</sub>)  $\delta$  157.7, 157.5, 150.3, 150.2, 149.2, 148.5, 139.7, 138.4, 138.3, 137.84, 137.80, 133.4, 130.5, 130.3, 130.1, 129.8, 129.53, 129.50, 129.4, 129.3, 129.0, 128.9, 128.4, 127.6, 127.5, 127.3, 126.3, 126.2, 126.1, 125.3, 123.4, 123.2, 123.1, 121.71, 121.65, 121.2, 120.0, 118.8, 118.4, 34.5, 34.4, 31.34, 31.26; HRMS (ESI)  $m/z$  calcd for C<sub>120</sub>H<sub>111</sub>N<sub>4</sub> [M + H]<sup>+</sup> 1607.8809, found 1607.8804.

## Author contributions

Conceptualization, A. A. G.; methodology, A. A. G., D. J. D.; investigation, E. R. P., A. M. B., D. J. D., C. B. C., R. K., P. D. and R. L. (synthesis, NMR characterization, and MS characterization) and E. R. P. and P. L. (UV-Vis characterization); data curation, E. R. P. (NMR, MS, and UV-Vis curation) and A. M. B. (NMR and MS curation); writing—original draft preparation, A. A. G.; writing—review and editing, A. A. G., E. R. P. and A. M. B.; visualization, E. R. P.; supervision, A. A. G.; project administration, A. A. G.; funding acquisition, A. A. G. All authors have received and reviewed the published version of the manuscript.

## Conflicts of interest

Alon A. Gorodetsky, Anthony M. Burke, and David J. Dibble are listed as inventors on patents US10899711B2 and US11945780B2, which describe the synthesis of tetrabenzoacene-type compounds.

## Acknowledgements

The authors acknowledge support from the Defense Advanced Research Projects Agency (cooperative agreement W911NF-16-2-0077) and the Office of Naval Research (grants N00014-15-1-2680 and N00014-21-1-2143 to A. A. G.).

## References

- J. E. Anthony, Functionalized acenes and heteroacenes for organic electronics, *Chem. Rev.*, 2006, **106**, 5028–5048.
- J. E. Anthony, The larger acenes: versatile organic semiconductors, *Angew. Chem., Int. Ed.*, 2008, **47**, 452–483.
- H. F. Bettinger, Electronic structure of higher acenes and polyacene: The perspective developed by theoretical analyses, *Pure Appl. Chem.*, 2010, **82**, 905–915.
- H. Qu and C. Chi, Synthetic chemistry of acenes and heteroacenes, *Curr. Org. Chem.*, 2010, **14**, 2070–2108.
- U. H. F. Bunz, N-heteroacenes, *Chem.–Eur. J.*, 2009, **15**, 6780–6789.
- U. H. F. Bunz, The larger N-heteroacenes, *Pure Appl. Chem.*, 2010, **82**, 953–968.
- Q. Miao, N-heteropentacenes and N-heteropentacenequinones: From molecules to semiconductors, *Synlett*, 2012, **23**, 326–336.
- U. H. F. Bunz, J. U. Engelhart, B. D. Lindner and M. Schaffroth, Large N-heteroacenes: new tricks for very old dogs?, *Angew. Chem., Int. Ed.*, 2013, **52**, 3810–3821.
- M. Watanabe, K.-Y. Chen, Y. J. Chang and T. J. Chow, Acenes generated from precursors and their semiconducting properties, *Acc. Chem. Res.*, 2013, **46**, 1606–1615.
- Q. Miao, Ten years of N-heteropentacenes as semiconductors for organic thin-film transistors, *Adv. Mater.*, 2014, **26**, 5541–5549.
- U. H. F. Bunz, The larger linear N-heteroacenes, *Acc. Chem. Res.*, 2015, **48**, 1676–1686.
- Q. Miao, *Polycyclic Arenes and Heteroacenes: Synthesis, Properties, and Applications*, Wiley-VCH, Weinheim, 2015.
- U. H. F. Bunz and J. U. Engelhart, The palladium way to N-heteroacenes, *Chem.–Eur. J.*, 2016, **22**, 4680–4689.
- R. Dorel and A. M. Echavarren, Strategies for the synthesis of higher acenes, *Eur. J. Org. Chem.*, 2017, **2017**, 14–24.
- S. Dong, A. Ong and C. Chi, Photochemistry of various acene based molecules, *J. Photochem. Photobiol., C*, 2019, **38**, 27–46.
- U. H. F. Bunz and J. Freudenberg, N-heteroacenes and N-heteroacenes as N-nanocarbon segments, *Acc. Chem. Res.*, 2019, **52**, 1575–1587.
- M. Müller, L. Ahrens, V. Brosius, J. Freudenberg and U. H. F. Bunz, Unusual stabilization of larger acenes and heteroacenes, *J. Mater. Chem. C*, 2019, **7**, 14011–14034.
- K. Kotwica, I. Wielgus and A. Proń, Azaacenes based electroactive materials: preparation, structure, electrochemistry, spectroscopy and applications—A critical review, *Materials*, 2021, **14**, 5155.
- Y. Yunus, N. A. Mahadzir, M. N. M. Ansari, T. H. T. A. Aziz, A. M. Afdzaluddin, H. Anwar, M. Wang and A. G. Ismail, Review of the common deposition methods of thin-film pentacene, its derivatives, and their performance, *Polymers*, 2022, **14**, 1112.
- E. Clar and A. Guzzi, Die synthese des 1,9,5,10-di-[peri-naphthylen]-anthracens (zur kenntnis mehrkerniger aromatischer kohlenwasserstoffe und ihrer abkömmlinge, 18. Mitteil.), *Ber. Dtsch. Chem. Ges. B*, 1932, **65**, 1521–1525.
- E. Clar, W. Kelly and J. W. Wright, Aromatic hydrocarbons. Part LXVI. Diperinaphthyleneanthracenes, *J. Chem. Soc.*, 1954, 1108–1111.
- N. Sato, H. Inokuchi, K. Seki, J. Aoki and S. Iwashima, Ultraviolet photoemission spectroscopic studies of six nanocyclic aromatic hydrocarbons in the gaseous and solid states, *J. Chem. Soc., Faraday Trans. 2*, 1982, **78**, 1929–1936.
- T. Ueda, M. Ohno, H. Harada, S. Iwashima, J. Aoki and T. Kan, Effect of overcrowding in mass spectra for six violanthrenes, *Org. Mass Spectrom.*, 1983, **18**, 105–109.
- K. Imaeda, T. Enoki, H. Inokuchi, J. Aoki, M. Takekawa and S. Iwashima, Electric and magnetic-properties of tetrabenzo [de,di,op,st]pentacene-alkali metal-complexes, *Chem. Lett.*, 1984, **13**, 331–334.
- R. H. Schmidt, The endoperoxide of tetrabenzopentacene. a new photochromic endoperoxide, *Z. Naturforsch., A: Phys. Sci.*, 1984, **39a**, 998–1002.
- T. Ueda, Z. Abliz, S. Iwashima, J. Aoki, M. Takekawa and T. Kan, Effect of overcrowding on mass spectra of polycyclic aromatic hydrocarbons; co-operative double cyclization of two methyl substituents at overcrowded positions, *J. Chem. Soc., Perkin Trans. 2*, 1988, 1053–1056.

- 27 T. Asahi, M. Yudasaka, K. Nakanishi, S. Iwashima, J. Aoki, N. Sato and H. Inokuchi, Rectification properties of In/tetrabenz[de,hi,op,st]pentacene/Au devices, *Phys. Status Solidi A*, 1990, **122**, K97–K100.
- 28 S. A. Tucker, A. I. Zvaigzne, W. E. Acree, J. C. Fetzer and M. Zander, Polycyclic aromatic hydrocarbon solute probes. Part IX: Evaluation of additional pentaphene, pentacene, and pyranthrene compounds as possible solvent polarity probes, *Appl. Spectrosc.*, 1991, **45**, 424–428.
- 29 A. Izuoka, K. Wakui, T. Fukuda, N. Sato and T. Sugawara, Refined molecular structure of tetrabenz[de,hi,op,st]pentacene, *Acta Crystallogr., Sect. C: Cryst. Struct. Commun.*, 1992, **48**, 900–902.
- 30 A. Izuoka, T. Murase, M. Tsukada, Y. Ito, T. Sugawara, A. Uchida, N. Sato and H. Inokuchi, Crystal structure and thermodynamical behavior of tetrabenz[de,hi,op,st]pentacene endoperoxide, *Tetrahedron Lett.*, 1997, **38**, 245–248.
- 31 B. X. Mi, Z. Q. Gao, M. W. Liu, K. Y. Chan, H. L. Kwong, N. B. Wong, C. S. Lee, L. S. Hung and S. T. Lee, New polycyclic aromatic hydrocarbon dopants for red organic electroluminescent devices, *J. Mater. Chem.*, 2002, **12**, 1307–1310.
- 32 Y. S. Park, D. J. Dibble, J. Kim, R. C. Lopez, E. Vargas and A. A. Gorodetsky, Synthesis of nitrogen-containing rubicene and tetrabenzopentacene derivatives, *Angew. Chem., Int. Ed.*, 2016, **55**, 3352–3355.
- 33 J. Rattke, K. Schickedanz, M. Bamberg, L. Menduti, D. Schollmeyer, M. Bolte, H. W. Lerner and M. Wagner, Selective access to either a doubly boron-doped tetrabenzopentacene or an oxadiborepin from the same precursor, *Chem. Sci.*, 2019, **10**, 9017–9027.
- 34 Z. Feng, A. Mazaheripour, D. J. Dibble, P. Wagner, G. Czap, G. Kladnik, A. Cossaro, A. Verdini, L. Floreano, G. Bavdek, W. Ho, G. Comelli, D. Cvetko, A. Morgante and A. A. Gorodetsky, Bottom-up synthesis of nitrogen-containing graphene nanoribbons from the tetrabenzopentacene molecular motif, *Carbon*, 2020, **170**, 677–684.
- 35 D. J. Dibble, M. J. Umerani, A. Mazaheripour, Y. S. Park, J. W. Ziller and A. A. Gorodetsky, An aza-Diels–Alder route to polyquinolines, *Macromolecules*, 2015, **48**, 557–561.
- 36 D. J. Dibble, Y. S. Park, A. Mazaheripour, M. J. Umerani, J. W. Ziller and A. A. Gorodetsky, Synthesis of polybenzoquinolines as precursors for nitrogen-doped graphene nanoribbons, *Angew. Chem., Int. Ed.*, 2015, **54**, 5883–5887.
- 37 A. Mazaheripour, D. J. Dibble, M. J. Umerani, Y. S. Park, R. C. Lopez, D. Laidlaw, E. Vargas, J. W. Ziller and A. A. Gorodetsky, An aza-Diels–Alder approach to crowded benzoquinolines, *Org. Lett.*, 2016, **18**, 156–159.
- 38 M. J. Umerani, D. J. Dibble, A. G. Wardrip, A. Mazaheripour, E. Vargas, J. W. Ziller and A. A. Gorodetsky, Synthesis of polyquinolines via an AA/BB-type aza-Diels–Alder polymerization reaction, *J. Mater. Chem. C*, 2016, **4**, 4060–4066.
- 39 D. J. Dibble, R. Kurakake, A. G. Wardrip, A. Bartlett, R. Lopez, J. A. Linares, M. Firstman, A. M. Schmidt, M. J. Umerani and A. A. Gorodetsky, Aza-Diels–Alder approach to diquinolineanthracene and polydiquinolineanthracene derivatives, *Org. Lett.*, 2018, **20**, 502–505.
- 40 J. Kim, M. J. Umerani, R. Kurakake, H. Qin, J. W. Ziller, A. A. Gorodetsky and Y. S. Park, An aza-Diels–Alder approach to chlorinated quinolines, benzoquinolines, and polybenzoquinolines, *RSC Adv.*, 2021, **11**, 13722–13730.
- 41 M. J. Umerani, H. Yang, P. Pratakshya, J. S. Nowick and A. A. Gorodetsky, An aza-Diels–Alder route to quinoline-based unnatural amino acids and polypeptide surrogates, *RSC Adv.*, 2021, **11**, 14132–14139.
- 42 A. Studer and D. P. Curran, Organocatalysis and C-H activation meet radical- and electron-transfer reactions, *Angew. Chem., Int. Ed.*, 2011, **50**, 5018–5022.
- 43 H. F. Bettinger and P. Grüniger, in *21st Century Nanoscience – A Handbook: Exotic Structures and Quantum Systems (Volume Five)*, ed. K. D. Sattler, CRC Press, Boca Raton, 1st edn, 2020, vol. 5, p. 4.
- 44 S. Chandrappa, K. Vinaya, T. Ramakrishnappa and K. S. Rangappa, An efficient method for aryl nitro reduction and cleavage of azo compounds using iron powder/calcium chloride, *Synlett*, 2010, **20**, 3019–3022.
- 45 D. A. Leas, Y. Dong, J. L. Vennerstrom and D. E. Stack, One-pot, metal-free conversion of anilines to aryl bromides and iodides, *Org. Lett.*, 2017, **19**, 2518–2521.
- 46 P. Espinet and A. M. Echavarren, The mechanisms of the Stille reaction, *Angew. Chem., Int. Ed.*, 2004, **43**, 4704–4734.
- 47 S. Kotha, K. Lahiri and D. Kashinath, Recent applications of the Suzuki–Miyaura cross-coupling reaction in organic synthesis, *Tetrahedron*, 2002, **58**, 9633–9695.
- 48 M. Oestreich, *The Mizoroki–Heck Reaction*, John Wiley & Sons, Chichester, 2009.
- 49 H. Lin and D. Sun, Recent synthetic developments and applications of the Ullmann reaction. A review, *Org. Prep. Proced. Int.*, 2013, **45**, 341–394.
- 50 B. M. Rosen, K. W. Quasdorf, D. A. Wilson, N. Zhang, A.-M. Resmerita, N. K. Garg and V. Percec, Nickel-catalyzed cross-coupling involving carbon-oxygen bonds, *Chem. Rev.*, 2011, **111**, 1346–1416.
- 51 X.-Y. Wang, X. Yao, A. Narita and K. Müllen, Heteroatom-doped nanographenes with structural precision, *Acc. Chem. Res.*, 2019, **52**, 2491–2505.
- 52 M. M. Payne, S. R. Parkin and J. E. Anthony, Functionalized higher acenes: Hexacene and heptacene, *J. Am. Chem. Soc.*, 2005, **127**, 8028–8029.
- 53 S. V. Bhosale, M. A. Kobaisi, R. S. Bhosale and S. V. Bhosale, Well-organized supramolecular self-assembly of acene diimide derivatives, *RSC Adv.*, 2013, **3**, 19840–19843.