

UC Merced

UC Merced Previously Published Works

Title

Octopus, a computational framework for exploring light-driven phenomena and quantum dynamics in extended and finite systems

Permalink

<https://escholarship.org/uc/item/4z07c6bp>

Journal

The Journal of Chemical Physics, 152(12)

ISSN

0021-9606

Authors

Tancogne-Dejean, Nicolas
Oliveira, Micael JT
Andrade, Xavier
[et al.](#)

Publication Date

2020-03-31

DOI

10.1063/1.5142502

Peer reviewed

Octopus, a computational framework for exploring light-driven phenomena and quantum dynamics in extended and finite systems

Nicolas Tancogne-Dejean,^{1, a)} Micael J. T. Oliveira,^{1, b)} Xavier Andrade,² Heiko Appel,¹ Carlos H. Borca,² Guillaume Le Breton,³ Florian Buchholz,¹ Alberto Castro,^{4, 5} Stefano Corni,^{6, 7} Alfredo A. Correa,² Umberto De Giovannini,¹ Alain Delgado,⁸ Florian G. Eich,¹ Johannes Flick,^{9, 10} Gabriel Gil,^{6, 11} Adrián Gomez,⁴ Nicole Helbig,¹² Hannes Hübener,¹ René Jestädt,¹ Joaquim Jornet-Somoza,¹ Ask H. Larsen,¹³ Irina V. Lebedeva,¹³ Martin Lüders,¹ Miguel A. L. Marques,¹⁴ Sebastian T. Ohlmann,¹⁵ Silvio Pipolo,¹⁶ Markus Rampp,¹⁵ Carlo A. Rozzi,⁷ David A. Strubbe,¹⁷ Shunsuke A. Sato,^{1, 18} Christian Schäfer,¹ Iris Theophilou,¹ Alicia Welden,² and Angel Rubio^{1, 13, 10, c)}

¹⁾*Max Planck Institute for the Structure and Dynamics of Matter,
Luruper Chaussee 149, D-22761 Hamburg, Germany*

²⁾*Quantum Simulations Group, Lawrence Livermore National Laboratory,
Livermore, California 94551, USA*

³⁾*Département de Physique, École Normale Supérieure de Lyon, 46 Allée d'Italie,
Lyon Cedex 07, France*

⁴⁾*Institute for Biocomputation and Physics of Complex Systems,
University of Zaragoza, Calle Mariano Esquillor, 50018 Zaragoza,
Spain*

⁵⁾*ARAID Foundation, Avda. de Ranillas 1-D, 50018 Zaragoza,
Spain*

⁶⁾*Dipartimento di Scienze Chimiche, Università degli studi di Padova,
via F. Marzolo 1, 35131 Padova, Italy*

⁷⁾*CNR – Istituto Nanoscienze, via Campi 213a, 41125 Modena,
Italy*

⁸⁾*Xanadu, 777 Bay Street, Toronto, Ontario, M5G 2C8,
Canada*

⁹⁾*John A. Paulson School of Engineering and Applied Sciences, Harvard University,
Cambridge, MA 02138, USA*

¹⁰⁾*Center for Computational Quantum Physics, Flatiron Institute, 162 5th Avenue,
New York, NY 10010.*

¹¹⁾*Instituto de Cibernética, Matemática y Física, Calle E 309, 10400 La Habana,*

Cuba

¹²⁾ *Nanomat/Qmat/CESAM and ETSF, Université de Liège, B-4000 Sart-Tilman, Belgium*

¹³⁾ *Nano-Bio Spectroscopy Group and ETSF, Universidad del País Vasco, 20018 San Sebastián, Spain*

¹⁴⁾ *Institut für Physik, Martin-Luther-Universität Halle-Wittenberg, 06120 Halle (Saale), Germany*

¹⁵⁾ *Max Planck Computing and Data Facility, Gießenbachstraße 2, 85741 Garching, Germany*

¹⁶⁾ *Université de Lille, CNRS, Centrale Lille, ENSCL, Université d'Artois UMR 8181 UCCS Unit de Catalyse et Chimie du Solide, F-59000, Lille, France*

¹⁷⁾ *Department of Physics, School of Natural Sciences, University of California, Merced, CA, 95343, USA*

¹⁸⁾ *Center for Computational Sciences, University of Tsukuba, Tsukuba 305-8577, Japan*

Over the last years extraordinary advances in experimental and theoretical tools have allowed us to monitor and control matter at short time and atomic scales with a high-degree of precision. An appealing and challenging route towards engineering materials with tailored properties is to find ways to design or selectively manipulate materials, especially at the quantum level. To this end, having a state-of-the-art *ab initio* computer simulation tool that enables a reliable and accurate simulation of light-induced changes in the physical and chemical properties of complex systems is of utmost importance. The first principles real-space-based Octopus project was born with that idea in mind, providing an unique framework allowing to describe non-equilibrium phenomena in molecular complexes, low dimensional materials, and extended systems by accounting for electronic, ionic, and photon quantum mechanical effects within a generalized time-dependent density functional theory framework. The present article aims to present the new features that have been implemented over the last few years, including technical developments related to performance and massive parallelism. We also describe the major theoretical developments to address ultrafast light-driven processes, like the new theoretical framework of quantum electrodynamics density-functional formalism (QEDFT) for the description of novel light-matter hybrid states. Those advances, and other being released soon as part of the Octopus package, will enable the scientific community to simulate and characterize spatial and time-resolved spectroscopies, ultrafast phenomena in molecules and materials, and new emergent states of matter (QED-materials).

^{a)}Electronic mail: nicolas.tancogne-dejean@mpsd.mpg.de

^{b)}Electronic mail: mical.el.oliveira@mpsd.mpg.de

^{c)}Electronic mail: angel.rubio@mpsd.mpg.de

I. INTRODUCTION

It is a general challenge in the electronic structure community to develop accurate and efficient methods of modeling materials of ever increasing complexity in order to predict their properties. In this respect, time-dependent density functional theory (TDDFT) and related methods have become a natural choice for modeling materials and complex systems in and out of their equilibrium.

During the last years, novel directions of research emerged in the field of chemistry, physics, and material science that required the development of novel simulation tools needed to face the new challenges posed by those experimental advances and emerging phenomena. Among these new fields of research, one could cite some examples: the strong coupling between light and matter (including materials embedded in cavities), new states of matter (hidden phases and topological solids and molecules), and the strong field dynamics in periodic systems. Whereas the strong-field dynamics of atoms and molecules is now well understood, the strong-field dynamics in solids is an active field of research. Real-time TDDFT^{1,2} represents a natural tool to study highly non-linear phenomena in solids and low-dimensional materials and the development of efficient numerical methods to perform real-time TDDFT in such periodic or semi-periodic systems is crucial to explore this new phenomena (including the quantum nature of light and phonons). Indeed, it allows to describe highly nonlinear processes without having to resort to the perturbation theory on top of equilibrium DFT calculations.

Recent years have seen tremendous experimental progress in the field of strong light-matter interactions,³⁻⁵ where the strong coupling of light to chemical systems, quantum materials, or nanoplasmonic systems, among others, has been demonstrated. In this regime, light and matter meet on the same footing and the electron-photon interaction has to be explicitly considered.⁴⁻⁹ A theoretically novel approach accelerating this field is quantum-electrodynamical density-functional theory (QEDFT),^{4,5,10-14} which complements TDDFT with the photonic degrees of freedom and provides reliable and predictive simulations in this emerging field of research.

In this paper we explore the recent advances in the Octopus code project.¹⁵⁻¹⁹ We focus our attention on the recently added features, and particularly on the ones that have not been described in the previous papers.¹⁷⁻¹⁹ These new features include the implementation

of new levels of self-consistent and microscopic couplings of light and matter, the treatment of solvent effects through the polarizable continuum model, the implementation of various methods to treat van der Waals interactions, new methods to calculate magnons, conductivities, and photoelectron spectroscopy from real-time TDDFT, and the calculation of orbital magneto-optical responses. Advances in numerical algorithms and methods, such as new propagators and the use of iterative eigensolvers in the context of reduced density matrix functional theory, are also discussed. Finally, recent improvements in the treatment of periodic systems, as well as more technical code improvements, are also presented. For a more detailed explanation about how to use these newly introduced features in practice, we refer the readers to the Octopus webpage,²⁰ as new tutorials and examples are regularly being added to it.

This paper is organized as follow. First, we present in Sec. II to Sec. XII new implementations of physical theories and algorithms that allow us to deal with new non-equilibrium phenomena in materials and nanostructures. This is followed by a second set of sections, from Sec. XIII to Sec. XVI, dealing with technical developments that are fundamental in improving the code performance and the algorithm's stability. Finally, we draw our conclusions in Sec. XVII. Unless otherwise stated, atomic units are used throughout the paper.

II. COUPLED MAXWELL-KOHN-SHAM EQUATIONS

In most cases when light-matter interactions are considered, a decoupling of light and matter is performed at the outset. Either the electromagnetic fields are prescribed and then properties of the matter subsystem are determined, as frequently found in, e.g., quantum chemistry or solid-state physics, or the properties of matter are prescribed and then the properties of the photon subsystem are determined, as done in, e.g., quantum optics or photonics.^{12,21}

The microscopic interaction of light and matter in Octopus has followed this decoupling strategy and has been treated so far only in forward-coupling direction. In this approximation an external classical laser pulse or kick is prescribed and the response of the system is computed by evolving the Kohn-Sham orbitals.²² The back-action of the matter subsystem on the laser pulse, and the subsequent effect of this modified pulse on matter, and so on, is ignored. This forward-coupling approximation is highly accurate when the generated total

current in the system is comparably small, such as in atoms or smaller molecules. This has been exploited in Octopus and many different types of spectroscopies have been computed successfully in the past using this approach.

In contrast, in classical electromagnetic modeling the opposite view is taken. Here the material properties are prescribed and the resulting electromagnetic fields are computed. In practice, the material properties are routinely approximated by a local continuum model or the dielectric function of the system, such as a Debye, Lorentz, or Drude model and then Maxwell's equations are solved for linear dielectric media arranged in appropriate geometries.²³

It is clear that both perspectives, a focus on matter dynamics alone or a focus on electromagnetic field dynamics alone, break down when the total induced currents become large and when electromagnetic near-field effects on the scale of the material system are not negligible anymore. Prime examples for such cases are nanoplasmonic systems, surface plasmon-polaritons, or tip-enhanced spectroscopies. In these cases the back-action of the material response on the system itself has to be taken into account leading to screening and retardation effects. The proper theoretical framework which encompasses all these effects is quantum electrodynamics. Starting with a generalized Pauli-Fierz field theory for the combined system of electrons, nuclei, and photons, we have recently derived different levels of self-consistent and microscopic couplings of light and matter. In the classical limit this results in a coupled set of Ehrenfest-Maxwell-Pauli-Kohn-Sham equations.²¹ To implement these equations, we have added a Maxwell solver to the Octopus code which we couple self-consistently to the dynamics of the electrons and nuclei. In the following, we briefly summarize the basic ingredients for this implementation and show an example of self-consistent light-matter interactions for a nanoplasmonic system. Further details of the implementation and nano-optical applications can be found in Ref. 21.

Since over the years Octopus has been optimized heavily to solve time-dependent Schrödinger and Kohn-Sham equations, we have exploited the fact that Maxwell's equations can be formulated in Schrödinger form²⁴ to benefit from the efficient time-evolution in the code. This reformulation is based on the Riemann-Silberstein vector,²⁵ which is a combination of the electric $\mathbf{E}(\mathbf{r}, t)$ and magnetic field $\mathbf{B}(\mathbf{r}, t)$

$$\mathbf{F}_{\pm}(\mathbf{r}, t) = \sqrt{\frac{\epsilon_0}{2}} \mathbf{E}(\mathbf{r}, t) \pm i \sqrt{\frac{1}{2\mu_0}} \mathbf{B}(\mathbf{r}, t). \quad (1)$$

The sign of the imaginary part of the Riemann-Silberstein vector corresponds to different helicities. The reformulation of Maxwell's equations in Schrödinger form is purely algebraic and starts out with the microscopic Maxwell's equations

$$\nabla \cdot \mathbf{E} = \frac{\rho}{\epsilon_0}, \quad \nabla \cdot \mathbf{B} = 0, \quad (2)$$

$$\nabla \times \mathbf{B} = \frac{1}{c^2} \frac{\partial \mathbf{E}}{\partial t} + \mu_0 \mathbf{J}, \quad \nabla \times \mathbf{E} = -\frac{\partial \mathbf{B}}{\partial t}, \quad (3)$$

where \mathbf{E} and \mathbf{B} are the classical electric and magnetic fields, ρ and \mathbf{J} are the charge and current densities, ϵ_0 and μ_0 are the vacuum permittivity and permeability, and $c = (\epsilon_0 \mu_0)^{-1/2}$ is the speed of light. Using the Riemann-Silberstein vector, the electric and magnetic Gauss laws may now be combined in real and imaginary part

$$\nabla \cdot \mathbf{F} = \frac{1}{\sqrt{2\epsilon_0}} \rho \quad (4)$$

and, likewise, the Faraday and Ampere law can be combined into one evolution equation for the Riemann-Silberstein vector

$$i\hbar \frac{\partial \mathbf{F}}{\partial t} = c \left(\mathbf{S} \cdot \frac{\hbar}{i} \nabla \right) \mathbf{F} - \frac{i\hbar}{\sqrt{2\epsilon_0}} \mathbf{J}. \quad (5)$$

Here $\mathbf{S} = (S_x, S_y, S_z)$ denotes a vector of spin one matrices

$$S_x = \begin{pmatrix} 0 & 0 & 0 \\ 0 & 0 & -i \\ 0 & i & 0 \end{pmatrix}, \quad S_y = \begin{pmatrix} 0 & 0 & i \\ 0 & 0 & 0 \\ -i & 0 & 0 \end{pmatrix}, \quad S_z = \begin{pmatrix} 0 & -i & 0 \\ i & 0 & 0 \\ 0 & 0 & 0 \end{pmatrix}, \quad (6)$$

which are analogous to the Pauli matrices and show the spin-one character of the photon. Having cast Maxwell's equations as an inhomogeneous Schrödinger equation, it is now straightforward to use the time-evolution algorithms in Octopus to time-evolve the Riemann-Silberstein vector. The only difference to the matter propagation is that we are now dealing with the ‘‘Maxwell Hamiltonian’’

$$H_{\text{EM}} = c \left(\mathbf{S} \cdot \frac{\hbar}{i} \nabla \right), \quad (7)$$

which acts on six orbitals of the Riemann-Silberstein vector corresponding to the three components of the electric and magnetic field vectors. As in the matter case in Octopus, the discretization of the gradient in the Maxwell Hamiltonian is performed with finite-difference

stencils and the domain parallelization of Octopus can be used seamlessly for the Maxwell case as well. While also finite-difference discretizations are used for the Maxwell solver in Octopus, the difference to finite-difference time-domain (FDTD) codes based on the Yee algorithm is that we employ not two shifted grids for the electric and magnetic fields,²³ but rather a single grid for the Riemann-Silberstein vector. This simplifies the coupling to matter and allows us to use higher-order finite-difference discretizations for the gradient. Since the spatial discretization is connected to the temporal discretization through the Courant condition, this in turn allows to take larger time-steps and, from our experience, a unified grid also improves the stability compared to FDTD.

Instead of using the constitutive relations, we couple Maxwell’s equations directly to the microscopic current density of the matter subsystem, consisting of the usual paramagnetic current term, the diamagnetic current term, and the magnetization current term. For the coupling of the electromagnetic fields to the matter subsystem, we are relying on the Power-Zienau-Woolley transformation,^{26,27} which leads to a multipole expansion. We have implemented the first two orders of this expansion: the dipole approximation in lowest order and electrical-quadrupole and magnetic-dipole coupling in the next order. In addition, we are currently working on implementing the full minimal coupling with a full position dependence of the vector potential.

The time evolution of the Kohn-Sham orbitals and the Maxwell fields is performed side-by-side and the two subsystems are coupled self-consistently in each time-step, as illustrated in Fig. 1. To propagate different subsystems with different Hamiltonians and different sets of orbitals simultaneously, we have implemented a multi-system framework in Octopus (more details about this can be found in Subsection XVI C).

Similar to the matter propagation, also in the Maxwell case outgoing waves that reach the box boundary of the simulation box have to be absorbed to avoid artificial reflections and backscattering at the boundaries. Our first attempt was to use also the mask functions that are used for the matter propagation in Octopus. However, in the electromagnetic case the mask absorption of outgoing waves turned out to be not efficient enough so that we implemented a perfectly matched layer (PML)²³ for the Maxwell propagation.

When considering incoming electromagnetic fields with optical wavelengths, the coupling to atomistic or nano-scale systems leads to a multi-scale problem. The optical wavelength of the radiation is in this case much larger than the de Broglie wavelength of the matter.

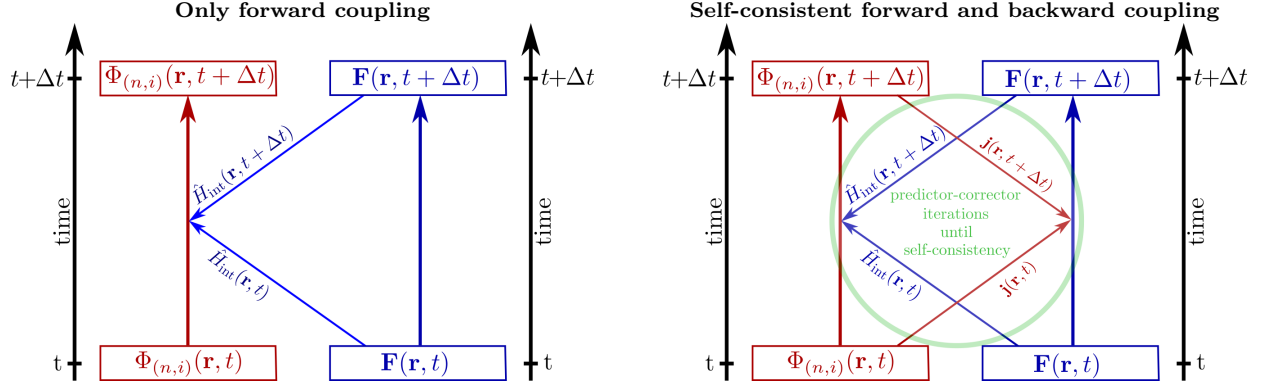


Figure 1. The figure on the left-hand side illustrates the standard forward-coupling approximation: the electromagnetic fields (in blue) propagate freely and only influence the propagation of the matter (in red). The back reaction of the matter currents on the electromagnetic fields is neglected. In the figure on the right-hand side we illustrate a fully self-consistent predictor-corrector scheme for a coupled Maxwell-Pauli-Kohn-Sham time-stepping. As before, the electromagnetic fields influence the propagation of the matter (forward coupling). However, in addition, here the currents from the matter propagation also influence the propagation of the electromagnetic fields (backward coupling). A given time-step for the matter wavefunctions and the electromagnetic fields is repeated until self-consistency is found (self-consistent forward-backward coupling).

Likewise, the electromagnetic waves are traveling with the speed of light, which requires sub-attosecond time-steps. We have therefore implemented different multi-scale couplings in space and time. For example, the Maxwell simulation box can be on the same scale as the matter box. In this case the electromagnetic waves are represented as incoming analytical time-dependent boundary conditions and are propagated numerically inside the simulation box. Alternatively, the Maxwell simulation box can be much larger than the matter box to fully encompass laser pulses with optical wavelengths. In this case prolongations and interpolations have to be used similar to multi-grid methods. Since the electronic and nuclear motion is much slower than the time-evolution of the electromagnetic waves, we also have implemented a multi-scale approach for the real-time propagation. The Riemann-Silberstein vector is propagated with frozen electronic current from the last point of interaction for many intermediate time-steps before a coupling to the matter subsystem takes place. The number of intermediate steps is a convergence parameter and depends on the physical situation at hand.

Since we now include the description of classical electromagnetic fields explicitly in our

real-time simulations, we have directly access to the outgoing electromagnetic radiation. This allows to define electromagnetic detectors at the box boundaries which accumulate the outgoing electromagnetic waves. We have implemented such electromagnetic detectors in Octopus and this allows to run simulations in close analogy with experiments and to directly observe the outgoing radiation. For example, it is then no longer needed to Fourier transform the time signal of the matter dipole to get optical spectra, but we rather have access to the spectrum directly on the Maxwell grid.

As an example of a coupled Ehrenfest-Maxwell-Pauli-Kohn-Sham propagation with Octopus we have selected a nano-optical application. We consider in this example two almost spherical sodium nanoparticles with 297 sodium atoms each, which are arranged in a dimer configuration. This system is excited with an incoming laser pulse which excites either the internal dipole or quadrupole plasmon motion of the dimer. In Fig. 2 we show the resulting electromagnetic field enhancements for different levels of light-matter coupling. In panels a) and b) we show the temporal profile of the incoming laser pulse and the resulting current density at the center point between the two nanoparticles. The field enhancement can be seen in panels c)-e). Including a self-consistent back reaction in the light-matter coupling, the field enhancement is reduced at the center point between the two nanoparticles, as can be seen in panel c), while far away from the dimer, as shown in panels d) and e), the field enhancement is larger than in the forward coupled case. Furthermore, frequency shifts can also be observed, which are more pronounced in the near-field. We have found that the field enhancement is also sensitive to the coupling terms of the multipole expansion which are included and that the quantitative difference of switching from LDA to PBE for the exchange-correlation functional is in this case smaller than including the back reaction in the light-matter coupling, cf. Ref. 21.

To conclude, with our new efficient implementation for coupled Ehrenfest-Maxwell-Pauli-Kohn-Sham equations in Octopus we have now a very versatile tool at hand which allows to compute fully self-consistent forward-backward light-matter coupling in real-time and real-space for a vast set of applications and in close analogy to experiments. As the coupling to Maxwell's equations of motion represents the classical limit of the light-matter interaction, this development leads to the classical limit of QEDFT.

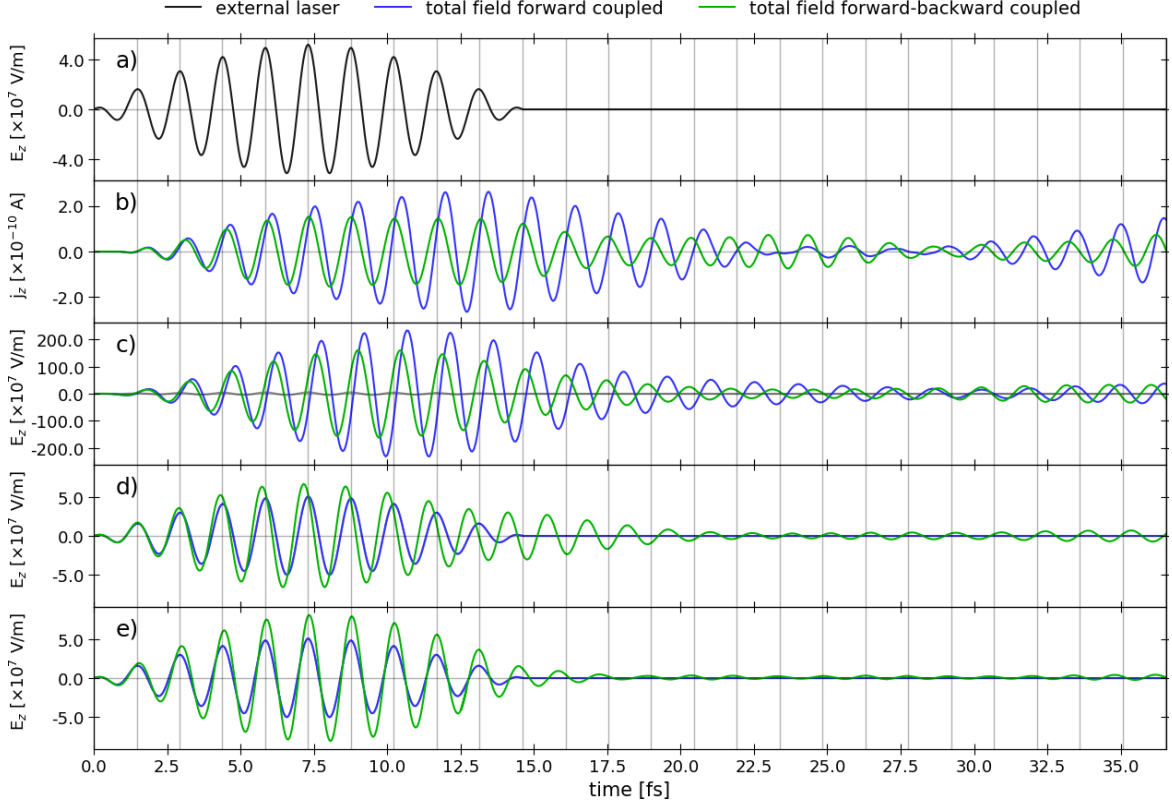


Figure 2. Electric field values and current density in the z -direction for a dimer of sodium nanoparticles. The centers of the two nanoparticles are located along the z -axis and the distance between the two effective spheres of the nanoparticles is 0.5 nm. The electric field values are calculated at two different points: the center point \mathbf{r}_{cp} between the two nanoparticles, located at the origin, and an off-center point \mathbf{r}_{ocpx} located along the x -axis at a distance of 1.957 nm from \mathbf{r}_{cp} . The first panel *a*) illustrates the incident cosinusoidal laser pulse with frequency $\omega_1 = 3.05$ eV (0.112 a.u.), $\lambda_1 = 406.5$ nm (7681.84 a.u.), and amplitude of $E_z^0 = 5.142 \times 10^7$ V/m (10^{-4} a.u.), which drives the system. The second panel *b*) displays the current density at \mathbf{r}_{cp} . In panels *c*) – *e*), we show the electric field enhancement at \mathbf{r}_{cp} , the electric field enhancement at \mathbf{r}_{ocpx} , and the average of the electric field over the detector surface close to the box boundary, respectively. The curve in bright gray in panel *c*) has been added to simplify the comparison and is identical to the laser pulse in panel *a*). The period $T_1 = 1.36$ fs corresponding to the laser frequency ω_1 is indicated with grey vertical lines.

III. STRONG ELECTRON-PHOTON INTERACTIONS IN REAL SPACE: QUANTUM-ELECTRODYNAMICAL DENSITY-FUNCTIONAL THEORY (QEDFT)

The nascent field of strong light-matter interaction expanded over the past decades from small atomic structures to chemistry³ and material science.²⁸ This development necessitates predictive first-principles methods capable to describe light and matter on the same footing. We have introduced for the first time a time-dependent density functional theory for quantum electrodynamics (QEDFT)^{4,10} to treat *ab-initio* weak and strong light-matter interactions, and its applications to chemistry and materials, that provides a unique framework to explore, predict, and control new states of matter out of equilibrium. This generalization of the time-dependent density-functional method allows us, for the first time, to explore the effects of dressing electronic states with photons, while retaining the electronic properties of real materials.

A general non-relativistic Hamiltonian for light-matter systems treating N interacting electrons coupled to N_p photonic modes in the case of the so-called length-gauge, and after employing the long-wavelength (dipole) approximation,¹³ reads as follows:

$$\hat{H} = \sum_{k=1}^N \left[-\frac{1}{2} \partial_{\mathbf{r}_k}^2 + v(\mathbf{r}_k, t) \right] + \frac{1}{2} \sum_{k \neq l} w(\mathbf{r}_k, \mathbf{r}_l) + \frac{1}{2} \sum_{\alpha=1}^{N_p} \left[-\frac{\partial^2}{\partial q_\alpha^2} + \left(\omega_\alpha q_\alpha - \boldsymbol{\lambda}_\alpha \cdot \sum_{k=1}^N \mathbf{r}_k \right)^2 + 2 \frac{j_{\text{ext}}^{(\alpha)}(t)}{\omega_\alpha} q_\alpha \right]. \quad (8)$$

Here the first two terms on the right-hand side correspond to the usual electronic many-body Hamiltonian, while the last term describes the photon mode, which is characterized for each photon mode α by its elongation q_α , frequency ω_α , and electron-photon coupling strength vector $\boldsymbol{\lambda}_\alpha$ that includes the polarization of the photon mode and introduces the coupling to the total dipole $\sum_{k=1}^N \mathbf{r}_k$ of the electronic system. The external variable for the photon system is the time-dependent current $j_{\text{ext}}^{(\alpha)}(t)$.

QEDFT^{4,10} is structurally similar to time-dependent density-functional theory in that it is based on a one-to-one correspondence between internal and external variables. If now photons are also considered, the set of internal variables has to be expanded. In the frame of Eq. 8, the internal variables become the density $n(\mathbf{r}, t)$ and the mode-resolved contributions to the electric displacement field $q_\alpha(t)$. By introducing and exploiting the bijective mapping of these internal and the external variables ($v_{\text{ext}}(\mathbf{r}, t)$ and $j_{\text{ext}}(t)$), the auxiliary Kohn-Sham

system can be set up which is characterized by the electronic Kohn-Sham equations as well as Maxwell's equations,⁵ leading to no exchange-correlation contribution in the photon subsystem ($j_{xc}^{(\alpha)}(t) = 0$). This reformulation subsumes the 'quantumness' of the light-matter interaction solely into the local exchange-correlation potential that now features a component due to the electron-photon interactions, in addition to the part due to electron-electron interaction part, i.e., $v_{xc\sigma}(\mathbf{r}, t) = v_{xc\sigma}^{ee}(\mathbf{r}, t) + v_{xc\sigma}^{ep}(\mathbf{r}, t)$.^{4,10,12} Extending the coupled Maxwell-Kohn-Sham equations to consider quantum photons is thus condensed into the calculation of the local exchange-correlation potential.

In practice, QEDFT requires the construction of an additional exchange-correlation potential that describes the electron-photon interaction. First attempts to construct this potential are based on many-body perturbation theory within the exact exchange approximation^{13,29} by utilizing the optimized-effective potential (OEP) method.³⁰

A. The optimized effective potential (OEP)

The OEP photon energy has been introduced in Ref. 29 and depends on occupied and unoccupied orbitals of the system. Alternatively, the OEP photon energy can also be formulated using occupied orbitals and orbitals shifts only.¹³ The full energy expression is given by

$$E_{xc} = E_{xc}^{(ee)} + \sum_{\alpha=1}^{N_p} E_x^{(\alpha)}, \quad (9)$$

where $E_{xc}^{(ee)}$ describes the electronic exchange-correlation energy and $E_x^{(\alpha)}$ the exchange energy due to the interaction of the electrons with the photon mode α . Avoiding unoccupied orbitals is computationally much more favorable for larger systems and the photonic induced exchange energy can be correspondingly expressed as sum over the N_σ occupied orbitals of spin channel σ

$$E_x^{(\alpha)} = \sum_{\sigma=\uparrow,\downarrow} \sum_{i=1}^{N_\sigma} \sqrt{\frac{\omega_\alpha}{8}} \langle \Phi_{i\sigma,\alpha}^{(1)} | \hat{d}_\alpha | \varphi_{i\sigma} \rangle + \frac{1}{4} \langle \Phi_{i\sigma,\alpha}^{(2)} | \hat{d}_\alpha | \varphi_{i\sigma} \rangle + c.c., \quad (10)$$

where ω_α describes the α th mode of the electromagnetic field and $\hat{d}_\alpha = \boldsymbol{\lambda}_\alpha \cdot \mathbf{r}$ describes the dipole operator and the electron-photon coupling strength. We can now reformulate the problem in terms of two electron-photon orbital shifts. The Kohn-Sham orbitals $\varphi_{i\sigma}$

contribute to both electron-photon orbital shifts $\Phi_{i\sigma,\alpha}^{(1)}$ and $\Phi_{i\sigma,\alpha}^{(2)}$ that can be calculated using the Sternheimer equations.¹³ The first electron-photon orbital shift can be obtained explicitly by the solution of a linear equation, i.e., a Sternheimer equation

$$\left[\hat{h}_{s\sigma} - (\epsilon_{i\sigma} - \omega_\alpha)\right] \Phi_{i\sigma,\alpha}^{(1)}(\mathbf{r}) = -\sqrt{\frac{\omega_\alpha}{2}} \hat{d}_\alpha \varphi_{i\sigma}(\mathbf{r}) + \sqrt{\frac{\omega_\alpha}{2}} \sum_{k=1}^{N_\sigma} d_{ki\sigma}^{(\alpha)} \varphi_{k\sigma}(\mathbf{r}), \quad (11)$$

with the matrix element $d_{ij\sigma}^{(\alpha)} = \langle \varphi_{i\sigma} | \hat{d}_\alpha | \varphi_{j\sigma} \rangle$. In contrast, the second electron-photon orbital shift $\Phi_{i\sigma,\alpha}^{(2)}(\mathbf{r})$ can be defined explicitly as follows

$$\Phi_{i\sigma,\alpha}^{(2)}(\mathbf{r}) = \hat{d}_\alpha \varphi_{i\sigma}(\mathbf{r}) - \sum_{k=1}^{N_\sigma} d_{ki\sigma}^{(\alpha)} \varphi_{k\sigma}(\mathbf{r}). \quad (12)$$

From Eq. (10), we can now deduce the potential using

$$v_{xc\sigma}(\mathbf{r}) = \frac{\delta E_{xc}}{\delta n_\sigma(\mathbf{r})}. \quad (13)$$

Doing these reformulations, we find for the final OEP equation including electron-electron effects as well as electron-photon effects

$$\sum_{i=1}^{N_\sigma} \psi_{i\sigma}^*(\mathbf{r}) \varphi_{i\sigma}(\mathbf{r}) - \Lambda_{i\sigma}(\mathbf{r}) + c.c. = 0. \quad (14)$$

where the homogeneity $\Lambda_{i\sigma}(\mathbf{r})$ is given by

$$\Lambda_{i\sigma}(\mathbf{r}) = \frac{1}{2} \sum_{\alpha=1}^{N_p} \left[\Phi_{i\sigma,\alpha}^{(1)*}(\mathbf{r}) \Phi_{i\sigma,\alpha}^{(1)}(\mathbf{r}) - \langle \Phi_{i\sigma,\alpha}^{(1)} | \Phi_{i\sigma,\alpha}^{(1)} \rangle \varphi_{i\sigma}^*(\mathbf{r}) \varphi_{i\sigma}(\mathbf{r}) \right]$$

In Eq. 14 we defined a third orbital shift, the exchange-correlation orbital shift, that will be used to obtain the corresponding exchange correlation potential and is defined along the lines of the orbital shift usually used in OEP calculations.³⁰ We can obtain $\psi_{i\sigma}^*(\mathbf{r})$ using a Sternheimer equation

$$\left(\hat{h}_{s\sigma} - \epsilon_{i\sigma}\right) \psi_{i\sigma}^*(\mathbf{r}) = M_{i\sigma}^*(\mathbf{r}) - \langle M_{i\sigma} | \varphi_{i\sigma} \rangle \varphi_{i\sigma}^*(\mathbf{r}), \quad (15)$$

where $M_{i\sigma}^*(\mathbf{r})$ now consist of the electron-photon orbital shifts and the Kohn-Sham orbitals, as described in Ref. 13. Accordingly we define this quantity as

$$\begin{aligned} M_{i\sigma}^*(\mathbf{r}) = & - (v_{x\sigma}(\mathbf{r}) - u_{xi\sigma}(\mathbf{r})) \varphi_{i\sigma}^*(\mathbf{r}) \\ & + \sum_{\alpha=1}^{N_p} \left[\hat{d}_\alpha \left(\sqrt{\frac{\omega_\alpha}{2}} \Phi_{i\sigma,\alpha}^{(1)*}(\mathbf{r}) + \frac{1}{2} \hat{d}_\alpha \varphi_{i\sigma}^*(\mathbf{r}) \right) \right. \\ & \left. - \sum_{k=1}^{N_\sigma} d_{ik\sigma}^{(\alpha)} \left(\sqrt{\frac{\omega_\alpha}{2}} \Phi_{k\sigma,\alpha}^{(1)*}(\mathbf{r}) + \hat{d}_\alpha \varphi_{k\sigma}^*(\mathbf{r}) \right) \right]. \end{aligned} \quad (16)$$

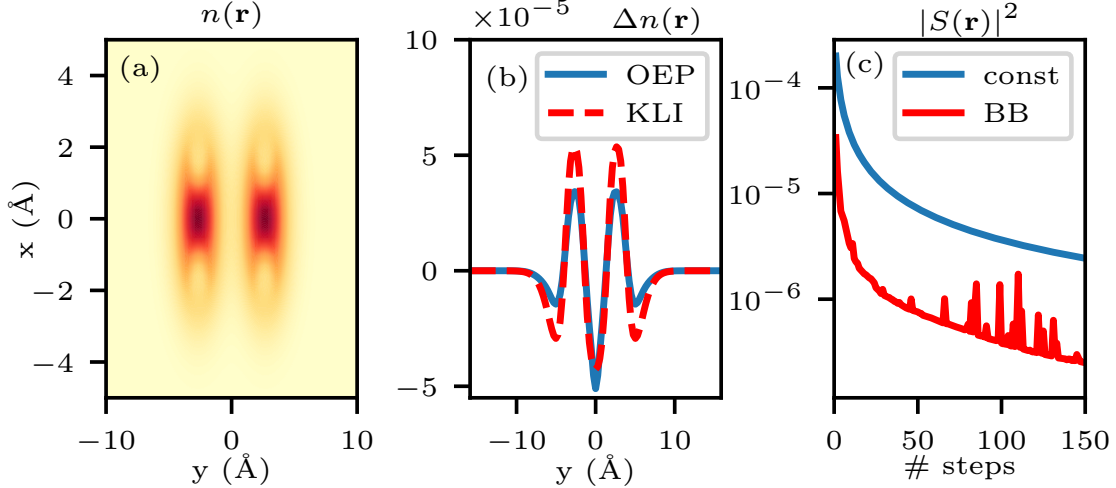


Figure 3. Ground-state density of two sodium dimers affected by the vacuum-field of a cavity: In (a) we show the electron density, in (b) the difference of the electron density inside and outside the cavity for the OEP and the KLI approximations (see main text for details). We find for the exchange energy $E_x^{(\alpha)} = 6.52$ meV and the number of photons in the correlated light-matter ground-state $n_{\text{pt}} = \langle a_\alpha^\dagger a_\alpha \rangle = 2.03 \times 10^{-3}$ for the OEP case, and $E_x^{(\alpha)} = 6.67$ meV and $n_{\text{pt}} = 2.22 \times 10^{-3}$ for KLI. Panel (c) shows the convergence of $|S(\mathbf{r})|^2$ as defined by Eq. 17 using a constant with $c = 20$, and using the Barzilai-Borwein (BB) scheme. The simulation is set up as described in Refs. 12 and 13, with $\hbar\omega_\alpha = 2.19$ eV, $\lambda_\alpha = 2.95$ eV $^{1/2}$ nm $^{-1}$, $\boldsymbol{\lambda}_\alpha = \lambda_\alpha \mathbf{e}_y$, and the real-space grid is sampled as $31.75 \times 31.75 \times 31.75$ Å 3 , with a grid spacing of 0.265 Å.

and include here effects of the electron-electron interaction in the quantity $u_{xi\sigma}(\mathbf{r})$. For instance in exchange-only calculations this quantity is defined as $u_{xi\sigma}(\mathbf{r}) = \frac{1}{\psi_{i\sigma}^*(\mathbf{r})} \frac{\delta E_x^{(ee)}[\{\varphi_{j\tau}\}]}{\delta \varphi_{i\sigma}(\mathbf{r})}$, where $E_x^{(ee)}$ is the usual Fock exchange energy.

Eq. 15 has to be solved self-consistently with Eq. (11). By this reformulation, we have replaced the problem of calculating the OEP equation using all unoccupied states by a problem of solving N_p+1 Sternheimer equations that each only invoke occupied orbitals. In this way, the formulation of the problem becomes similar to the one of Ref. 31 for electrons only, and which can be easily extended.

For the practical implementation, we reformulate the OEP equation in the following form, as it is commonly done to construct the electronic OEP³⁰:

$$S_\sigma(\mathbf{r}) = \sum_{i=1}^{N_\sigma} \psi_{i\sigma}^*(\mathbf{r}) \varphi_{i\sigma}(\mathbf{r}) - \Lambda_{i\sigma}(\mathbf{r}) + c.c. \quad (17)$$

and update the potential with

$$v_{x\sigma}^{(new)}(\mathbf{r}) = v_{x\sigma}^{(old)}(\mathbf{r}) + c(\mathbf{r})S_{\sigma}(\mathbf{r}). \quad (18)$$

The quantity $S_{\sigma}(\mathbf{r})$ becomes a measure for convergence, since it is vanishing in the case of convergence (compare Eq. (17) and Eq. (14)). For the function $c(\mathbf{r})$, we have different possibilities, like using a constant or using the inverse of the electron density, as used in Ref. 31. Other methods are also possible, such as the Barzilai-Borwein method.³² We found stable algorithms when using a constant and when using the Barzilai-Borwein method.

While we will show the computational feasibility of this approach in the following, often a simplified solution is beneficial as starting point for the self-consistency procedure. Such a simplified approximation can be deduced by reformulating Eq. (15) into the following equivalent form:

$$v_{x\sigma}(\mathbf{r}) = \frac{1}{2n_{\sigma}(\mathbf{r})} \sum_{i=1}^{N_{\sigma}} \left(\langle \varphi_{i\sigma} | v_{x\sigma} | \varphi_{i\sigma} \rangle |\varphi_{i\sigma}(\mathbf{r})|^2 + \left[\{M_{i\sigma}^*(\mathbf{r}) + v_{x\sigma}(\mathbf{r})\varphi_{i\sigma}^*(\mathbf{r})\} - \langle \{M_{i\sigma} + v_{x\sigma}\varphi_{i\sigma}\} | \varphi_{i\sigma} \rangle \varphi_{i\sigma}^*(\mathbf{r}) - (\hat{h}_{s\sigma}(\mathbf{r}) - \epsilon_{i\sigma})\psi_{i\sigma}^*(\mathbf{r}) \right] \varphi_{i\sigma}(\mathbf{r}) \right) + c.c. \quad (19)$$

and subsequently assuming $(\hat{h}_{s\sigma}(\mathbf{r}) - \epsilon_{i\sigma})\psi_{i\sigma}^*(\mathbf{r}) = 0$ to start the iterative process. In situations where $\Lambda_{i\sigma}(\mathbf{r}) = 0$, such as pure electronic exact exchange, this approximation is exact for a single electron and is referred to as the Krieger-Li-Iafate (KLI) approximation.^{13,31,33-35} By multiplying Eq. (19) by $|\varphi_{j\sigma}(\mathbf{r})|^2$ and integrating over the spatial coordinates, we arrive at a linear equation which in turn can be solved for the approximate $v_{x\sigma}$. This approximation scheme has proven to often deliver sufficiently accurate results for electronic structure calculation with significantly lower computational effort and reliable stability. As this approximation can be seen as a diagonal approximation to the response function, it unavoidably fails in accurately describing polarization features. In the context of light-matter correlated ground-states, this leads to a slight unbalancing when approximating components including photonic excitations (introduced by $\Phi^{(1)}$) and self-polarization interaction (introduced by $\Phi^{(2)}$).^{13,29,36,37} This results in a violation of translational invariance and introduces an artificial dependence on the permanent dipole. When performing KLI calculations including light-matter interaction, we thus suggest moving the set of coordinates into the electronic center-of-charge instead of the center-of-mass frame. To reduce the effect of this dependence during a self-consistent calculation, the optional input parameter `KLIpt_coc` has been intro-

duced in the code. When activated, this option defines the dipole operator \hat{d}_α with respect to the electronic center-of-charge and can improve the stability of the algorithm.

Finally, in Fig. 3 we show the capabilities of the new implementation, where we calculate two sodium dimers in the weak coupling regime under light-matter coupling. Figure 3 (a) shows the electron density and Fig. 3 (b) shows the comparison of OEP and KLI results. As shown in Ref. 13, in the weak-coupling regime the KLI is close to the OEP result. In Fig. 3 (c) we show the convergence behavior when using a constant in Eq. (18) and when using the Barzilai-Borwein method.³²

Extensions of QEDFT to the regime of vibrational strong coupling,³⁸ the linear-response regime,³⁹ as well as multitrajjectory methods that capture quantum fluctuations⁴⁰ are currently work in progress and will further strengthen the capabilities of the Octopus code for the real-space description of strong light-matter coupled systems. To describe effects of the ultra-strong coupling regime, one can use an alternative method that is presented in the next section.

IV. DRESSED REDUCED DENSITY MATRIX FUNCTIONAL THEORY FOR ULTRA-STRONGLY COUPLED LIGHT-MATTER SYSTEMS

The accurate description of the (ultra-)strong coupling regime of light-matter systems is a formidable task. In many cases the known functionals for QEDFT (see Sec. III) are inaccurate and for complex electronic systems typical few-level approximations become unreliable.^{41,42} In this section, we present the Octopus implementation of an alternative real-space ab-initio method for coupled light-matter systems. Dressed Reduced Density Matrix Functional Theory (dressed RDMFT)⁴³ extends standard electronic RDMFT to coupled light-matter systems similarly to how QEDFT extends DFT. First tests on simple model systems suggest that dressed RDMFT remains accurate from the weak to the ultra-strong coupling regime. A proper introduction of the theory, examples, and convergence studies can be found in Ref. 44.

This approach allows for the description of an interacting N -electron system coupled to one photonic mode within the dipole approximation. The respective Hamiltonian is given in Eq. (8) of Sec. III. Note that we set $j_{ext} = 0$ throughout this section and that the ground state Ψ of Eq. (8) depends on $4N + 1$ coordinates, *i.e.*, $\Psi = \Psi(\mathbf{r}_1, \sigma_1, \dots, \mathbf{r}_N, \sigma_N, p)$, where

$\{\sigma_i\}$ denote the spin degrees of freedom and p is the elongation of the photon mode.

Within dressed RDMFT, the original Hamiltonian (8) of N electrons in d dimensions and one mode is replaced with an extended auxiliary Hamiltonian of N dressed fermions in $d+1$ dimensions with coordinates $\mathbf{z} = (\mathbf{r}, q) \in \mathbb{R}^{d+1}$. This auxiliary Hamiltonian reads

$$\hat{H}' = \sum_{k=1}^N \left[-\frac{1}{2}\Delta'_k + v'(\mathbf{z}_k) \right] + \frac{1}{2} \sum_{k \neq l} w'(\mathbf{z}_k, \mathbf{z}_l) \quad (20)$$

and gives access to the same physics (see Ref. 44, Sec. 4). For a $d = 1$ matter subsystem, the operators introduced in Eq. (20) read: the dressed Laplacian $\Delta' = \frac{\partial^2}{\partial x^2} + \frac{\partial^2}{\partial q^2}$, the dressed local potential

$$v'(\mathbf{z}) = v(x) + \left[\frac{1}{2}\omega^2 q^2 - \frac{\omega}{\sqrt{N}}\lambda q x + \frac{1}{2}(\lambda x)^2 \right], \quad (21)$$

and the dressed interaction kernel

$$w'(\mathbf{z}, \mathbf{z}') = w(x, x') + \left[-\frac{\omega}{\sqrt{N}}\lambda q x' - \frac{\omega}{\sqrt{N}}\lambda q' x + \lambda^2 x x' \right]. \quad (22)$$

The ground state $\Psi'(\mathbf{z}_1, \sigma_1, \dots, \mathbf{z}_N, \sigma_N) = \Psi(x_1, \sigma_1, \dots, x_N, \sigma_n) \otimes \chi(p_2, \dots, p_N)$ of \hat{H}' is a product of the original physical ground state Ψ and the ground state of χ , which in turn is the product of $N-1$ harmonic oscillator ground states. The auxiliary Hamiltonian (20) contains only one-body and two-body terms in terms of the dressed coordinates, which makes in principle every standard electronic structure method applicable (see also Ref. 44, Secs. 4 and 5). We use this construction to develop dressed RDMFT and dressed Hartree-Fock (HF). For that, we define the dressed (spin-summed) first order reduced density matrix (1RDM)

$$\gamma'(\mathbf{z}, \mathbf{z}') = N \sum_{\sigma_1, \dots, \sigma_N} \int d^{2(N-1)}z \Psi'^*(\mathbf{z}'\sigma_1, \mathbf{z}_2\sigma_2, \dots, \mathbf{z}_N\sigma_N) \Psi'(\mathbf{z}\sigma_1, \mathbf{z}_2\sigma_2, \dots, \mathbf{z}_N\sigma_N). \quad (23)$$

To apply RDMFT theory on the auxiliary system, we have to replace the total energy functional of electronic RDMFT, given in Ref. 45, with the newly introduced quantities of the dressed system, i.e., the auxiliary Hamiltonian of Eq. (20) (approximately) evaluated by the dressed 1RDM γ' of Eq. (23). By that, common approximations for the two-body energy expression in terms of the 1RDM can be directly transferred from electronic theory to the dressed system.⁴⁶ The minimization is performed like in the electronic case and is based on the RDMFT implementation of Octopus, though the convergence of the dressed system requires a more complicated protocol that can be found in the Supplement of Ref. 44. The current implementation in Octopus approximates the conditions under which the dressed

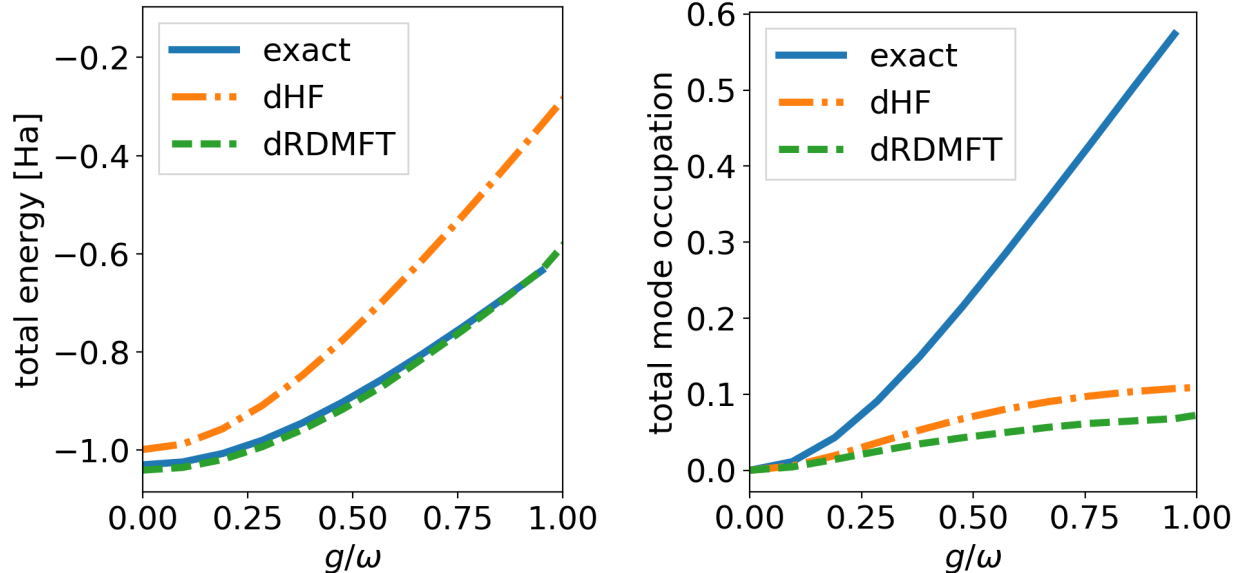


Figure 4. Differences of dressed HF (dHF) and dressed RDMFT (dRDMFT) from the exact ground state energies (in hartree, left) and from the exact photon number (right) as a function of the coupling g/ω for the stretched H_2 molecule in the dressed orbital description. Dressed RDMFT improves considerably upon dressed HF for the energy, which is especially due to the better description of the electronic correlation. The photon number, an example of a photonic observable, is captured similarly with both methods.

1RDM corresponds to a wave function by ensuring the fermionic ensemble N-representability conditions.⁴⁷ However, the auxiliary wave function exhibits also another exchange symmetry with respect to the auxiliary coordinates, which is currently neglected. For the practical validity of this approach, the reader is referred to Ref. 44 (Sec. 5 and the Supplement).

As an example, we consider the one-dimensional H_2 molecule in a soft-Coulomb potential with a slightly stretched bond-length of $b = 2.0$ bohr⁴⁸ that is modeled by the local potential

$$v_{\text{H}_2}(x) = -\frac{1}{\sqrt{(x-b/2)^2+1}} - \frac{1}{\sqrt{(x+b/2)^2+1}} + \frac{1}{\sqrt{b^2+1}}, \quad (24)$$

and the soft Coulomb interaction

$$w(x, x') = \frac{1}{\sqrt{|x-x'|^2+1}}. \quad (25)$$

In Fig. 4, we show the total energy and the total photon number of the dressed RDMFT, the dressed HF, and the exact many-body calculations⁴⁹ for different coupling strengths.

We see that for small couplings, both observables are captured well by dressed RDMFT and dressed HF. With increasing coupling strength, both approximations fail to capture the strongly increasing photon number. For the total energy instead, dressed RDMFT remains very close to the exact result, whereas the deviations to dressed HF increase with increasing coupling strength. This shows the potential of dressed RDMFT to describe correlated electron systems that are strongly coupled to a cavity mode. In the future, we plan to investigate better approximations to the polaritonic N-representability conditions that also account for the symmetry of the many-body wave function with respect to the exchange of photon coordinates.

V. TOWARDS DYNAMICS OF STRONGLY CORRELATED SYSTEMS: THE TDDFT+ U FUNCTIONAL

It was soon recognized that the standard local and semilocal functionals of DFT tend to over-delocalize the electrons, as usual approximations are based on the homogeneous electron gas. This leads to several failures of DFT for materials in which the localization of electrons plays a critical role in dictating the system's properties. This is, for instance, the case for transition metals oxides. The DFT+ U method was originally proposed to compensate for some of the failures of the LDA for such materials.⁵⁰⁻⁵³ In essence, the DFT+ U method aims at a better description of the local electron-electron interaction, which is achieved by adding the mean-field Hubbard model on a chosen localized subspace to the DFT total energy. The double counting of electron interaction in this localized subspace is then removed. The DFT+ U total energy functional reads

$$E_{\text{DFT}+U}[n, \{n_{mm'}^{I,\sigma}\}] = E_{\text{DFT}}[n] + E_{ee}[\{n_{mm'}^{I,\sigma}\}] - E_{dc}[\{n_{mm'}^{I,\sigma}\}], \quad (26)$$

where E_{ee} is the usual electron-electron interaction energy, and E_{dc} accounts for the double counting of the electron-electron interaction already present in E_{DFT} . This double-counting term is not known in the general case and this is a general problem to all + U methods. Several approximated forms have been proposed along the years.^{54,55} In the Octopus code, we implemented the most commonly used double-counting terms: the fully localized limit (FLL)⁵⁶ and the around-mean field (AMF) double-counting terms.⁵⁷ They respectively read

as⁵⁵

$$E_{dc}^{\text{FLL}}[\{n_{mm'}^{I,\sigma}\}] = \frac{U}{2}N(N-1) - \frac{J}{2} \sum_{\sigma} N^{\sigma}(N^{\sigma}-1) \quad (27)$$

and

$$E_{dc}^{\text{AMF}}[\{n_{mm'}^{I,\sigma}\}] = UN_{\uparrow}N_{\downarrow} - (U-J) \frac{2l}{2l+1} \sum_{\sigma} N_{\sigma}^2, \quad (28)$$

where $N_{\sigma} = \sum_m n_{mm}^{\sigma}$ and $N = N_{\uparrow} + N_{\downarrow}$. The E_{ee} and E_{dc} energies depend on the density matrix of a localized orbital basis set $\{\phi_{I,m}\}$, which are localized orbitals attached to the atom I . In the following we refer to the elements of the density matrix of the localized basis as occupation matrices and we denote them $\{n_{mm'}^{I,\sigma}\}$. In the rotational-invariant form of DFT+U proposed by Dudarev *et al.*,⁵⁶ and for the FLL double-counting term, we obtain the E_U energy to be added to the DFT total energy, which only depends on an effective Hubbard U parameter $U^{\text{eff}} = U - J$:

$$E_U[\{n_{mm'}^{I,\sigma}\}] = E_{ee}[\{n_{mm'}^{I,\sigma}\}] - E_{dc}[\{n_{mm'}^{I,\sigma}\}] = \sum_{I,n,l} \frac{U_{I,n,l}^{\text{eff}}}{2} \sum_{m,\sigma} \left(n_{mm}^{I,n,l,\sigma} - \sum_{m'} n_{mm'}^{I,n,l,\sigma} n_{m'm}^{I,n,l,\sigma} \right), \quad (29)$$

where I is an atom index, σ is the spin index, and n , l , and m refer to the principal, azimuthal, and angular quantum numbers, respectively. In the case of a periodic system, the occupation matrices $n_{mm'}^{I,n,l,\sigma}$ are given by

$$n_{mm'}^{I,n,l,\sigma} = \sum_n \sum_{\mathbf{k}}^{\text{BZ}} w_{\mathbf{k}} f_{n\mathbf{k}}^{\sigma} \langle \psi_{n,\mathbf{k}}^{\sigma} | \phi_{I,n,l,m} \rangle \langle \phi_{I,n,l,m'} | \psi_{n,\mathbf{k}}^{\sigma} \rangle, \quad (30)$$

where $w_{\mathbf{k}}$ is the \mathbf{k} -point weight and $f_{n\mathbf{k}}^{\sigma}$ is the occupation of the Bloch state $|\psi_{n,\mathbf{k}}^{\sigma}\rangle$. Here, $|\phi_{I,n,l,m}\rangle$ are the localized orbitals that form the basis used to describe the electron localization. Details of the implementation can be found in Ref. 58. We recently extended our original implementation to be able to construct a localized subspace from localized states, such as Wannier states,⁵⁹ and to treat the intersite interaction.⁶⁰

In its usual formulation, the DFT+ U method is an empirical method, in which the effective U is a parameter of the calculation. However, it recently became possible to evaluate U and J fully *ab initio* and self-consistently, using the ACBN0 functional.⁶¹ We also implemented this method in Octopus and extended it to the time-dependent case⁵⁸ in order to be able to investigate strongly correlated materials out-of-equilibrium. We showed that the absorption spectra of transition metal oxides, such as NiO or MnO, are well reproduced by our TDDFT+ U simulations.⁵⁸

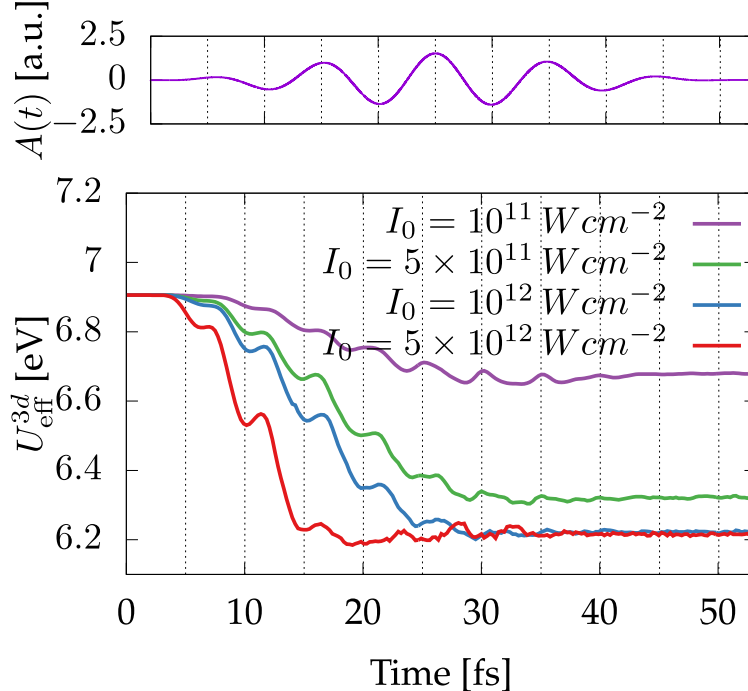


Figure 5. Self-consistent dynamics of Hubbard U for the Ni $3d$ orbitals (bottom panel) for pump intensities as indicated. The top panel represents the time-dependent vector potential and the vertical dashed lines indicates the extrema of the vector potential, *i.e.*, the minima of the driving electric field. Results from Ref. 63.

Figure 5 shows the calculated time profile of the effective Hubbard $U_{\text{eff}} = U - J$ for the $3d$ orbitals of Ni, for light-driven NiO. The top panel shows the time profile of the driving vector potential. This shows that strongly-driven correlated materials cannot be described by simply assuming that the effective electronic parameters (here, the effective Hubbard U) remain constant out of equilibrium. Moreover, the possibility to tune these effective electronic parameters offers opportunities for light-driven phase transitions, such as light-induced magnetic Weyl semimetals.⁶²

VI. VAN DER WAALS INTERACTIONS

The van der Waals (vdW) interactions arise from correlations between electrons and are in principle described by the exact energy functional through the exchange and correlation energy $E_{xc}[n(\mathbf{r})]$. However, the vdW interactions are inherently non-local and long-range

and, by construction, cannot be described by usual local and semi-local functionals.⁶⁴ Therefore, much work has been devoted to finding consistent ways to enhance available functionals to correctly describe the necessary correlations yielding vdW forces.

Within a pure DFT approach, the inclusion of vdW interactions should be done through the exchange and correlation functional. To this end, a family of non-local density functionals has been proposed.⁶⁵ The so-called vdW density functionals (vdW-DF) are derived *ab-initio* from the screened response of the homogeneous electron gas.⁶⁴ Another route to include vdW interactions in DFT calculations is by adding explicit corrections to the energy and forces based on atomic parametrizations. The most well-known method of this type is probably the vdW-D3 scheme of dispersion corrections from Grimme.⁶⁶ Although computationally more favorable than the vdW-DF method, the major disadvantage of this type of approach, particularly from the perspective of time-dependent simulations, is that it fails to correctly describe effects that cannot simply be understood from atomic configurations. A trivial example would be a lone electron traveling through space. Another scheme based on explicit corrections to the energy and forces was proposed by Tkatchenko and Scheffler (vdW-TS).⁶⁷ This scheme has the advantage of retaining much of the low computational cost of the vdW-D3 scheme, while making the atomic parametrization dependent on the electronic density. Recently, these three schemes (vdW-DF, vdW-TS, and vdW-D3) were implemented in the Octopus code to deal with vdW interactions in isolated and periodic systems.

A. vdW-DF

Octopus supports vdW-DF functionals⁶⁵ through the libvdx library.⁶⁸ The vdW-DF functionals are expressed as a sum,

$$E_{xc}^{\text{vdW-DF}}[n] = E_c^{\text{LDA}}[n] + E_x^{\text{GGA}}[n] + E_c^{\text{nl}}[n], \quad (31)$$

of the LDA correlation energy,⁶⁹ a GGA exchange energy, and a fully non-local correlation term. The latter is the integral over a kernel function $\phi(q_0, q'_0, r)$,

$$E_c^{\text{nl}} = \frac{1}{2} \iint n(\mathbf{r}) \phi(q_0(\mathbf{r}), q_0(\mathbf{r}'), |\mathbf{r} - \mathbf{r}'|) n(\mathbf{r}') \, d\mathbf{r} \, d\mathbf{r}', \quad (32)$$

where $q_0(\mathbf{r})$ depends on the local density and its gradient. Explicit evaluation of this 6-dimensional integral is very expensive and scales as volume squared, $\mathcal{O}(N^2)$. Roman-Pérez

and Soler proposed an efficient method which approximates it as a sum of 3-dimensional integrals.⁷⁰ The method works by expressing the integrand as a convolution using a limited set of helper functions, then applying the Fourier convolution theorem for a scaling of $\mathcal{O}(N \log N)$ and much lower prefactor. This has since become the standard method for evaluating vdW-DF functionals.

As implemented in Octopus, the density is redistributed from its normal uniform grid of arbitrary shape onto a uniform 3D grid forming a cube or parallelepiped, which is suitable for 3D Fourier transforms. `libvdx` then evaluates the non-local energy and contributions to the potential, relying on the FFTW library⁷¹ for efficient parallel Fourier transforms. After calculating the energy and potential, the potential is redistributed back to the original form.

Octopus supports the standard functionals vdW-DF1,^{72,73} vdW-DF2,⁷⁴ and vdW-DF-cx,⁷⁵ as well as other common forms that differ by substituting a different GGA exchange functional in Eq. (31). Some common supported variations are vdW-DF-optPBE, vdW-DF-optB88,⁷⁶ and vdW-DF-C09.⁷⁷

B. vdW-TS

Since the vdW-TS approach depends on the density, the effect of the van der Waals interaction can be observed in properties other than the forces. In particular, we expect to observe an effect in the excited states of systems that interact through vdW forces. We use the hydrogen fluoride dimer as a simple model system for a proof-of-concept application of the modular implementation of the TS-vdW functional correction on TDDFT calculations. The dimer geometry is setup as shown in Fig. 6. The hydrogen fluoride monomers are placed in anti-parallel fashion, each one with its main symmetry axis oriented along the y -axis. The hydrogen fluoride bond in each monomer is 0.92 Å long and the molecules are separated by 2.8 Å along the z -axis. At this distance, the van der Waals interaction between the monomers is the strongest, according to the TS-vdW model. We choose this dimer model because it is a conveniently small system in which the effects of including the dispersion correction can be shown at an affordable computationally cost.

To calculate absorption, we excite the system with an infinitesimal electric-field pulse, and then the time-dependent Kohn-Sham equations are propagated for 30.38535 \hbar /eV. The

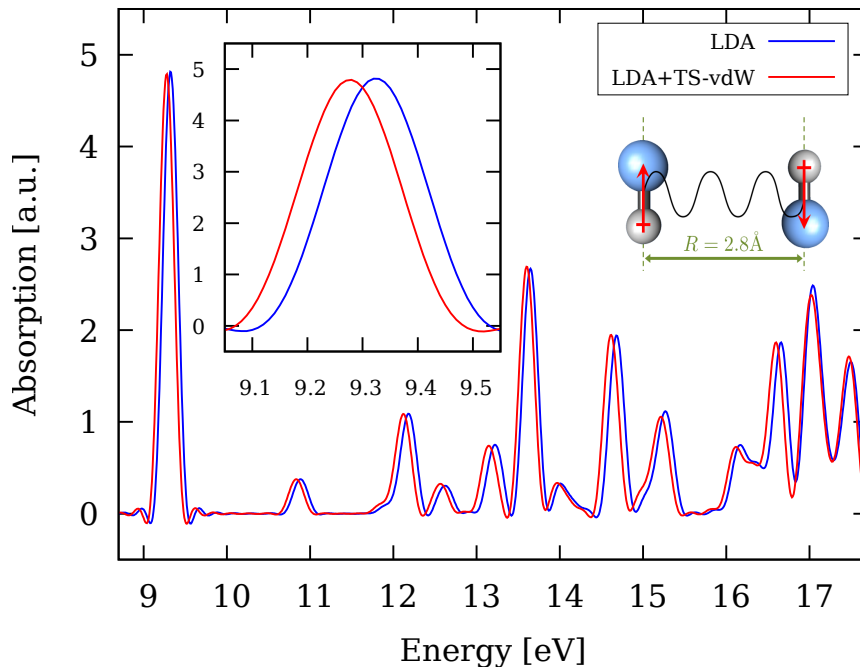


Figure 6. Absorption cross section spectrum of the hydrogen fluoride dimer with and without van der Waals effects. A zoom-in of the absorption feature at around 133 nm illustrates a small red shift when van der Waals effects are considered. Both hydrogen fluoride molecules are placed on the same plane at a separation of 2.8 Å.

singlet dipole spectrum is evaluated from the time-dependent dipole moment. The strength of the perturbation is set to 0.01 \AA^{-1} and it is polarized in the z -axis. The time evolution is carried out using the Enforced Time-Reversal Symmetry (ETRS) propagator, with (default) time steps of $0.03352 \hbar/\text{eV}$.

The results on Fig. 6 show a small van der Waals-induced bathochromic-like (red) shift in the optical spectrum of the hydrogen fluoride dimer calculated with the LDA. This example opens the door for a new series of applications in supra-molecular chemistry, structural biology, polymer science, etc., that incorporate van der Waals effects on real-time electron dynamics.

C. vdW-D3

Octopus also supports the DFT-D3 van der Waals correction.⁶⁶ This correction depends only on the atomic positions and does not depend on the atomic density. It is implemented

in Octopus by linking to the DFT-D3 library provided by the authors. As we have validated Octopus results with the reference data provided with the library, the results are guaranteed to be consistent with other codes that implement this correction.

The only modification we did to the library was to move the very large set of coefficients from a source file to a stand alone text file that is parsed only when necessary. This speeds up compilation and reduces the size of the binaries. The modified library is distributed with Octopus, so users need not compile it separately.

VII. POLARIZABLE CONTINUUM MODEL

The Polarizable Continuum Model (PCM)⁷⁸ comprises a family of implicit-solvent approaches to tackle quantum-mechanical calculations of molecules in solution. PCM assumes that (i) the solvent is a continuum and infinite dielectric medium characterized by a frequency-dependent dielectric function; and that (ii) a void cavity of appropriate shape and size encapsulates the solute molecule, separating it from the solvent by a sharp interface. The numerical implementation of PCM relies on the Apparent Surface Charge (ASC) approach and the Boundary Element Method (BEM).⁷⁹ In this framework, the solvent polarization response induced by the molecule’s charge density is modeled by a reaction potential defined by a set of point charges $\mathbf{q} = \{q_1, q_2, \dots, q_T\}$ that spread over a tessellated cavity surface consisting of T finite surface elements or *tesserae*.⁸⁰ The reaction potential is the object through which the complex dielectric environment is accounted for.⁸¹ The implementation of the PCM in Octopus rests on the Integral Equation Formalism (IEF).⁸² The key IEF-PCM equation for computing the polarization charges is

$$\mathbf{q} = \mathbf{Q}\mathbf{V}, \tag{33}$$

where \mathbf{q} and \mathbf{V} are $T \times 1$ column vectors storing the induced polarization charges and the molecule’s electrostatic potential at the tesserae representative points, respectively. \mathbf{Q} is the $T \times T$ PCM response matrix, which depends on the geometry of the cavity and the dielectric function of the solvent.⁷⁸

A realistic description of the molecular cavity is key to capture accurate electronic and optical properties of molecules in solution. In principle, the cavity should (i) exclude the solvent, (ii) comprise most of the solute electronic density, and (iii) conform with the molecular shape. Octopus uses the GEPOL algorithm,⁸³ which builds up the van der Waals

cavity from the union of interlocking spheres with element-specific radii centered at each atom position (by default no spheres are built around hydrogen atoms). Within GEPOL, the BEM tessellation of the solute-solvent interface is done starting from a 60- or 240-face circumscribed polyhedron per sphere, selecting only exposed tesserae and properly reshaping those that are partially exposed. The BEM tessellation is a surface grid constructed independently from the real-space three-dimensional grid used in Octopus to represent both the Kohn-Sham electronic Hamiltonian and molecular orbitals. The mismatch between the two discrete representations might cause numerical problems arising from the Coulomb singularities whenever tesserae and grid points are close to each other. The implementation of the PCM in Octopus regularizes such singularities by using normalized spherical Gaussian functions to smooth the discretized polarization charges \mathbf{q} .⁸¹

Having briefly described the implementation, we now look at specific and relevant cases for chemical reactions, namely solvation energies and ground-state stabilization. The most evident effect of the presence of a solvent is to change the total energy of a system compared to its value in vacuum. In the framework of DFT, the Kohn-Sham Hamiltonian of the solvated molecule contains the solvent reaction potential, which is a functional of the electronic and nuclear densities of the solute molecule.⁸¹ The latter implies that the Kohn-Sham and IEF-PCM equations become coupled and the polarization charges $\mathbf{q}_e = \mathbf{Q}\mathbf{V}_{\text{Hartree}}[\rho^e]$, induced by the molecule’s electronic density, have to be computed at each Kohn-Sham iteration until convergence is reached. The resulting electronic density can be used to compute the electrostatic contribution to the solvation free energy $\Delta G_{\text{el}} = G[\rho_{\text{solv}}^e] - E[\rho_{\text{vac}}^e]$, where G and E denote the free and total energy functionals of the molecule in solvent and in vacuum, respectively. The current PCM implementation in Octopus⁸¹ has been thoroughly tested on a benchmark set of organic molecules and compared with analogous calculations performed with the quantum chemistry package GAMESS.⁸⁴ As an example of the solvent stabilization effect in the ground state, we studied the nitrobenzene molecule in water (static dielectric constant set to $\epsilon_s = 80$).

In Fig. 7, we show the convergence of the solvation free energy as a function of the Kohn-Sham iteration. The solvation free energy is stabilized already after 10 Kohn-Sham iterations out of the 19 required to optimize the molecular orbitals of the solvated molecule. We have also verified that the numerical error inherent to the discretization of the solute cavity surface is very small. For example, the total polarization charge $Q_{\text{PCM}} = \sum_{i=1}^T q_i^e$ at each Kohn-

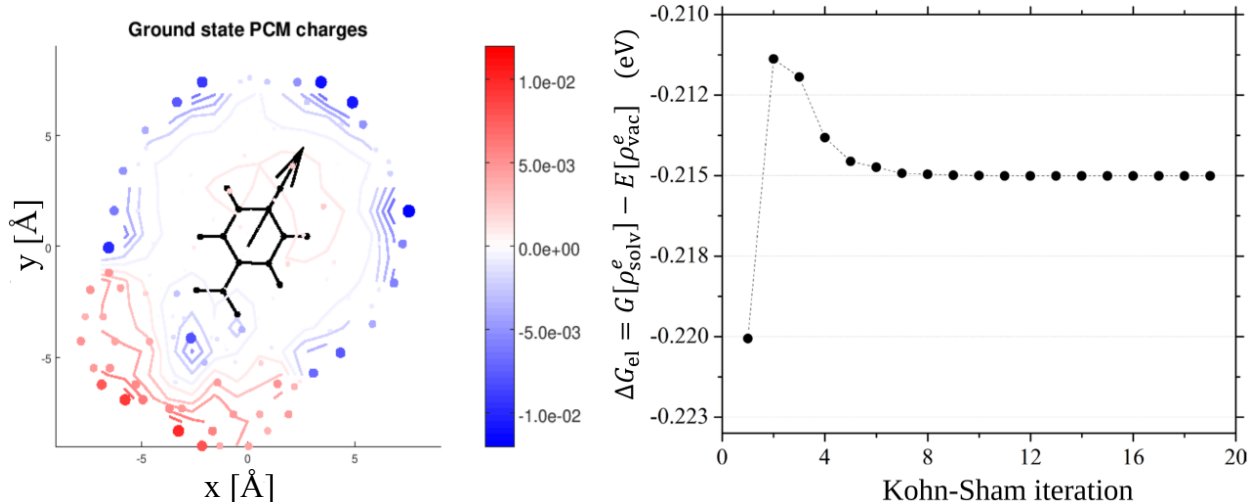


Figure 7. (Left panel) Nitrobenzene molecule in water ($\epsilon_s = 80$) surrounded by the ground state PCM charges distributed on the solvation cavity. The actual distribution of the charges in 3D can be seen in the supplementary animation SM1. (Right panel) Electrostatic contribution to the solvation free energy of the computed at each Kohn-Sham iteration. Kohn-Sham equations were solved in real-space as implemented in Octopus using the GGA-PBE approximation⁸⁵ to the exchange-correlation energy. The simulation box was built using spheres of radius 5 Å and an uniform spacing of 0.19 Å between grid points. The radii of the spheres used to build the cavity surface of the solute molecule are 2.4 Å for carbon, 1.8 Å for oxygen and 1.9 Å for nitrogen.

Sham iteration only deviates by only 0.03% from the actual number of valence electrons in the nitrobenzene molecule (the relation between \mathbf{q} and solute charge is determined by Gauss’s theorem⁷⁸). However, the magnitude of this error will depend in general on the size and the geometry of the molecule.

Now we move forward and describe the extension of the previous PCM method to the time domain, using real-time PCM and non-equilibrium solvation. Ground state PCM is unable to capture the complex dynamical interactions between the solvent and the solute when the latter is in an excited state. Fortunately, the PCM admits a generalization to account for solvation dynamics.⁸⁶ The time-dependent PCM (TD-PCM) implementation in Octopus comes in three flavors of increasing complexity, all coupled with real-time TDDFT calculations of the solute molecules. The first one, called equilibrium TD-PCM,⁸¹ assumes that the solvent is fast enough to instantaneously equilibrate the solute charge density fluctuations and to polarize accordingly. This approach is physically sound for weakly polar solvents, having

similar values for the static and dynamic dielectric constants. The second is a nonequilibrium approach called inertial TD-PCM and amounts to partitioning the solvent response in a fast (dynamic) and a slow (inertial) part.⁸⁷ Faster degrees of freedom respond instantaneously to the changes of the applied potential (either of molecular or external in origin), whereas slower degrees of freedom remain “frozen” and in equilibrium with the initial value of the field. This approximation works well when the solvent relaxation times are large enough with respect to the electronic excitations in the solute molecule (e.g., within the picosecond scale). The third TD-PCM approach, called equation of motion (EOM) TD-PCM, considers the full history-dependent evolution of the solvent polarization through a set of equations of motion for the polarization charges.⁸⁸ Nonequilibrium polarization effects of this sort originate from the frequency-dependent dielectric response of the solvent, encoding the fact that it takes a different non-negligible time to adjust to fast or slow electrostatic perturbations. Solvation dynamics affect strongly and non-trivially the absorption spectrum of molecules, especially for fast and polar solvents, by inducing solvatochromic shifts of the peaks in the UV-Vis absorption spectrum and modifying their relative amplitudes. The details about the implementation of all of these schemes and a detailed discussion of their effects can be found in Refs. 81 and 89.

Here we show the differences among the TD-PCM flavors described above for the case of the nitrobenzene molecule in aqueous solution, excited with an electrical dipole perturbation in the x direction. We take the dynamic dielectric constant of water, entering in the inertial and EOM TD-PCMs, as $\epsilon_d = 1.786$. Figure 8 shows the photo-absorption spectrum of the gas-phase and solvated molecule. We can see that, with respect to the absorption *in vacuo*, all of the TD-PCM methods produce shifts of the features (in this case, toward lower excitation energies). The shifts are not rigid overall, but depend on the excited state and on the specific solvation scheme (equilibrium, inertial, EOM). Within Debye’s model, the equilibrium and inertial TD-PCMs are limiting cases for the dynamics when the relaxation time is zero or infinite, respectively. The EOM TD-PCM, with a finite relaxation time, interpolates between these limits. Water has a large relaxation time of 3.37 ps and, therefore, the absorption spectrum is almost coincident for the EOM and the inertial TD-PCMs, as can be seen in Fig. 8. Whenever the solvent is as slow as water, there is not much gain in selecting EOM over inertial TD-PCM and the latter is the method of choice in terms of computational performance. Instead, for faster solvents, the EOM results depart from those

of the inertial algorithm, approaching to those of the equilibrium TD-PCM. In Fig. 8, we have considered an effective solvent having the same static and dynamic dielectric constants as water, but with a 1 fs relaxation. The EOM TD-PCM for such a model solvent produces almost the same excitation energy shifts of equilibrium TD-PCM and peak intensities in between the inertial and the equilibrium TD-PCMs, as expected.

A real-time representation of the molecular dipole coupled with the PCM surface charges can be appreciated in the supplementary movie SM2, which also highlights how the different TD-PCM approaches affect the time-evolution of the dipole.

When studying the evolution of a solvated molecule under the effect of an external time-dependent electromagnetic field, a separate treatment is required to take into account that there are two solvent polarization contributions interacting with the solute molecule, namely

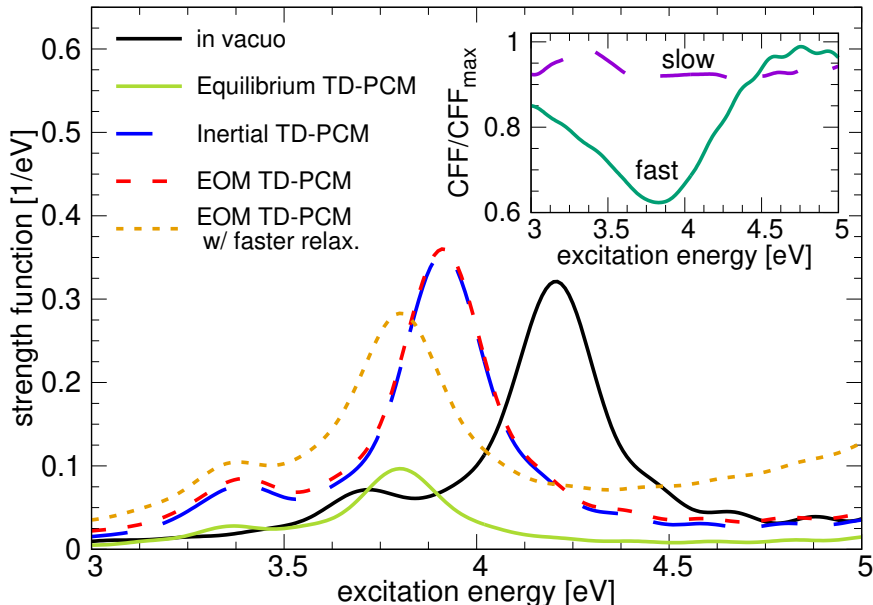


Figure 8. Absorption spectrum of nitrobenzene in vacuo and in water ($\epsilon_s = 80$, $\epsilon_d = 1.786$) for all the TD-PCM schemes. The inset shows the normalized cavity field factor (CFF) vs. the excitation energy for the two EOM TD-PCMs, with solvent relaxation times of 3.37 ps (slow) and 1 fs (fast) corresponding to $CFF_{\max} = 1.27$ and 2.55 , respectively. Real-time TDDFT simulations of 20 fs with a time step of 1.7×10^{-3} fs were performed to obtain the absorption spectra. An electric dipole perturbation within the linear regime and oriented along x was applied as an initial perturbation. The rest of the computational details are shared with the ground-state DFT calculations leading to Fig. 7.

the reaction and the cavity fields.⁹⁰ The reaction field comes from the polarization induced by solute molecule itself, while the cavity field arises as a polarization induced by the external electric field. Both reaction and cavity field effects can be accounted for in static and real-time quantum-mechanical calculations of molecules within PCM and TD-PCM simulations in Octopus.⁸⁹

All of the TD-PCM calculations shown here were performed using both reaction- and cavity-field effects, although the redshift of the peaks in each TD-PCM scheme is mainly a feature of the reaction-field, as ascertained in test calculations (not shown) and as expected.⁹¹ Cavity field effects impact directly on the peak intensities, by making the absorption more favorable depending on how large the effective local field acting on the molecule is allowed to be by solvent dielectric properties and the geometry of the cavity (normally, reassembling the molecular shape). Still, cavity field effects can have a non-trivial influence in the absorption spectrum shape when considering non-equilibrium solvation dynamics (EOM TD-PCM), by changing the relative peak intensities. This effect can be seen in the inset of the Fig. 8, where the normalized cavity field factor (CFF) – the ratio between absorption cross-section with and without cavity field effects – is plotted against the excitation energy for the EOM TD-PCM simulations with water and the aforementioned faster water-like solvent. The large difference in absorption peak intensities between the equilibrium and the rest of the TD-PCMs in Fig. 8 is also related to the modification of the probing electromagnetic field inside the dielectric. The photo-absorption cross-section is, by definition, the ratio between the absorbed and the incoming power of light. In our case, both increase with the dielectric constant: (i) the larger the dielectric constant of a medium the larger the CFF; but also (ii) a larger dielectric constant implies a smaller phase velocity of light, therefore increasing the power of the traveling electromagnetic wave. The impact of the latter effect (\propto refractive index = $\sqrt{(|\epsilon(\omega)| + \Re\epsilon(\omega))/2}$) is stronger than the former (\propto CFF, e.g., for a spherical cavity⁹⁰ $\propto \left| \frac{3\epsilon(\omega)}{2\epsilon(\omega)+1} \right|^2$) for a large enough dielectric constant such as the one corresponding to the equilibrium TD-PCM for water ($\epsilon_s = 80$).

In conclusion, Octopus is now capable of including an implicit dielectric continuum model as an environment for quantum mechanical calculations of excited states in the time-domain. The different versions of the TD-PCM scheme implemented allow us to select the most suitable to capture the relevant physics accounting for a full range of different relaxation and response times.

VIII. MAGNONS FROM REAL-TIME TDDFT

In the last couple of years the first studies investigating magnetization dynamics from first principles in real time have emerged.^{92–97} Here we are interested in transverse magnetic excitations, specifically magnons, which are long wavelength collective excitations with a typical energy of tens to hundreds of milli electronvolts. We recently developed an alternative to the linear-response TDDFT formulation^{95,96,98} to compute the spin susceptibilities of magnetic systems, based on real-time TDDFT.⁹⁹ Our approach follows the work of Bertsch *et al.* for optical excitations. In the original work of Bertsch *et al.* the system is perturbed by a sudden change in the vector potential, which induces a charge- and current-density response. To investigate magnons, we employ a “transverse magnetic kick”, which induces magnetic fluctuations in the system. To be more precise, our perturbation corresponds to an infinitely short application of a Zeeman term,

$$\delta\hat{H}_{\mathbf{q}}(t) = \frac{\mathcal{B}}{2}\delta(t) \int d^3\mathbf{r} [e^{-i\mathbf{q}\cdot\mathbf{r}}\hat{\sigma}^+(\mathbf{r}) + e^{i\mathbf{q}\cdot\mathbf{r}}\hat{\sigma}^-(\mathbf{r})], \quad (34)$$

where \mathbf{q} is the momentum of the spin wave we are exciting, \mathcal{B} is the strength of the perturbation, and $\sigma^\pm = \sigma_x \pm i\sigma_y$ are Pauli matrices. In this expression, the z axis is taken to be along the direction of the magnetization of the system before excitation. In case the system has a preferred magnetization direction due to the presence of spin-orbit coupling, usually referred as an “easy axis”, we perform a kick in the transverse direction with respect to this “easy axis” of the system.

The subsequent time evolution of the spin magnetization $\mathbf{m}(\mathbf{r}, t)$, governed by the time-dependent Schrödinger equation, is then computed and analyzed in Fourier space to spin susceptibilities. If we perturb our system from its ground state and we assume linear response, we directly have that

$$m_+(\mathbf{q}; \omega) = \chi_{+-}(\mathbf{q}; \omega) \frac{\mathcal{B}}{2}, \quad (35)$$

where $\chi_{+-}(\mathbf{q}; \omega)$ is the spin susceptibility we want to extract. A similar expression is obtained for $\chi_{-+}(\mathbf{q}; \omega)$.

In order to access finite momenta which are a fraction of the Brillouin zone, one typically has to employ large supercells to perform the dynamics, which can be computationally very expensive when a few meV energy resolution is needed. Fortunately, there is a way to circumvent the construction of supercells, the so-called generalized Bloch theorem (GBT). The

GBT has been introduced by Sandradskii¹⁰⁰ for the calculation of ground-state spin waves and requires the implementation of specific boundary conditions. Therefore, we also implemented the GBT for the real-time calculation of magnons, taking advantage that Octopus is a real-space finite differences code, for which we can easily specify any type of boundary conditions. However, it is important to note that this applies only in the absence of spin-orbit coupling. The boundary condition, described below, depends on the momentum \mathbf{q} of the perturbation and acts differently depending on whether a state was originally “up” or “down” with respect to the unperturbed magnetization. This is determined by the sign of $\langle \Phi_{n\mathbf{k}} | S_z | \Phi_{n\mathbf{k}} \rangle$ just before the perturbation, for each spinor state $|\Phi_{n\mathbf{k}}\rangle$. If we label these states α and β , the boundary condition reads

$$\begin{aligned}\Phi_{\alpha, \mathbf{k}n}(\mathbf{r}, t) &= e^{i\mathbf{k}\cdot\mathbf{r}} \begin{pmatrix} u_{\alpha, \mathbf{k}n}^{\uparrow}(\mathbf{r}, t) \\ e^{i\mathbf{q}\cdot\mathbf{r}} u_{\alpha, \mathbf{k}n}^{\downarrow}(\mathbf{r}, t) \end{pmatrix}, \\ \Phi_{\beta, \mathbf{k}n}(\mathbf{r}, t) &= e^{i\mathbf{k}\cdot\mathbf{r}} \begin{pmatrix} e^{-i\mathbf{q}\cdot\mathbf{r}} u_{\beta, \mathbf{k}n}^{\uparrow}(\mathbf{r}, t) \\ u_{\beta, \mathbf{k}n}^{\downarrow}(\mathbf{r}, t) \end{pmatrix}.\end{aligned}\tag{36}$$

We checked that performing the simulation using the GBT or the supercell approach was leading to the same results, up to numerical precision. We tested our approach against cubic Ni, Fe, and Co, which have been widely studied using linear response TDDFT, and we found that our results are in very good agreement with previous works,⁹³ thus validating our implementation. Figure 9 shows the results obtained for bulk nickel using the adiabatic local-density approximation. We used here a real-space grid spacing of 0.27 bohr, norm-conserving pseudopotentials, and we employed a $16 \times 16 \times 16$ \mathbf{k} -point grid shifted 4 times in order to resolve momenta \mathbf{q} which are multiples of $2\pi/(16a)$, where a is the lattice parameter of Ni, which we took to be 3.436 Å. In order to obtain the response within linear response, we took $\mathcal{B} = 0.02$ and we propagated during 435.4 fs, using a time-step of 1.81 as. To reduce the numerical burden, symmetries were employed.

Let us now comment on the interest of the proposed approach. So far, we only used this new method for investigating weak magnetic kicks, where we recover the results from linear response theory. However, our approach does not rely on the assumptions of small perturbations and can be used to investigate nonlinear phenomena induced by strong magnetic field, as well as out-of-equilibrium situations where the system is kicked from an excited state, which is a strength of a real-time method.^{102–105} Moreover, we can directly investigate the

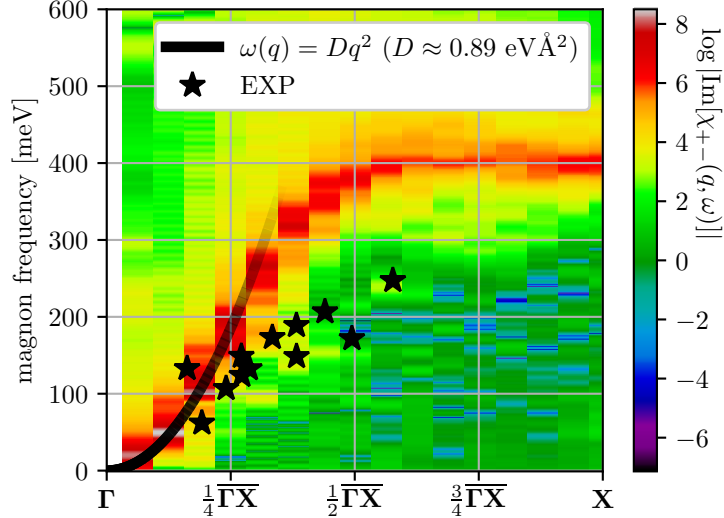


Figure 9. Calculated magnon dispersion: Spin susceptibility of bulk Ni along the $\overline{\Gamma X}$ direction, displayed in logarithmic scale. Numerical details are given in the main text. The experimental data are taken from Ref. 101.

coupling with other degrees of freedom, such as phonons or photons, without any new theory or code development. Using the real-space method, we benefit from the favorable scaling of the time propagation, which is linear in the number of states, whereas sum-over-states approaches usually scale quadratically with the number of states. Finally, our approach offers the great advantage of not requiring the use of an exchange-correlation kernel, as only the exchange-correlation potential is needed to perform a time propagation. This is very interesting in order to test new functionals and theory levels, for which deriving the expression of the exchange-correlation kernel can become complicated. These different aspects will be investigated in future works.

IX. ORBITAL MAGNETO-OPTICAL RESPONSE OF SOLIDS AND MOLECULES FROM A STERNHEIMER APPROACH

In the present section we review the implemented routines for magneto-optical phenomena, which arise from the loss of symmetry between left and right circularly polarized light in the presence of a magnetic field.^{106,107} While magneto-optical spectra can be straightforwardly computed for molecules,^{108–112} the theory for solids has been developed only re-

cently.¹¹³ The reason is that external electromagnetic fields break the translational symmetry of periodic systems, which is formally expressed through the unboundness of the position operator.^{114–116} The orbital response to magnetic fields is especially complicated to describe, as such fields lead to non-perturbative changes in wavefunctions and introduce vector coupling to electron dynamics.^{117–119} Here we will focus on calculations of changes in the linear optical response in the presence of the magnetic field within the Sternheimer approach.^{19,120–122}

To treat uniform magnetic fields in periodic systems, we use the approach based on perturbation theory for the one-particle density matrix.^{113,117,119} Such an approach allows us to work under purely periodic boundary conditions and to automatically take into account gauge invariance. A periodic and gauge-invariant counterpart $\tilde{\mathcal{O}}$ is distinguished for any operator $\mathcal{O} = \mathcal{O}_{\mathbf{r}_1\mathbf{r}_2}$ defined for two points \mathbf{r}_1 and \mathbf{r}_2 in real space

$$\mathcal{O}_{\mathbf{r}_1\mathbf{r}_2} = \tilde{\mathcal{O}}_{\mathbf{r}_1\mathbf{r}_2} \exp\left(-\frac{i}{c} \int_{\mathbf{r}_2}^{\mathbf{r}_1} \mathbf{A}(\mathbf{r}) d\mathbf{r}\right), \quad (37)$$

where \mathbf{A} is the vector potential associated with external electric ($\mathbf{E} = -c^{-1}\partial_t\mathbf{A}$, c is the speed of light) and magnetic ($\mathbf{B} = \nabla \times \mathbf{A}$) fields and the integral is taken along the straight line between points \mathbf{r}_2 and \mathbf{r}_1 .

The time-dependent Liouville equation for the gauge-invariant counterpart $\tilde{\rho}$ of the one-particle density matrix to the first order in \mathbf{E} and \mathbf{B} takes the form¹¹³

$$-i\partial_t\tilde{\rho} + [H_0, \tilde{\rho}] = -\frac{1}{2} \left\{ \mathbf{E} + \frac{1}{c} \mathbf{V} \times \mathbf{B}, [\mathbf{r}, \tilde{\rho}] \right\} - [\delta\tilde{H}, \tilde{\rho}]. \quad (38)$$

Here the commutator and anticommutator of operators $\mathcal{O}^{(1)}$ and $\mathcal{O}^{(2)}$ are denoted as $[\mathcal{O}^{(1)}, \mathcal{O}^{(2)}]$ and $\{\mathcal{O}^{(1)}, \mathcal{O}^{(2)}\}$, respectively, the velocity operator $\mathbf{V} = -i[\mathbf{r}, \tilde{H}]$ is computed with account of all non-local contributions to the Hamiltonian, such as from non-local pseudopotentials, and the Hamiltonian is represented as $\tilde{H} = H_0 + \delta\tilde{H}$, where the difference $\delta\tilde{H}$ between the gauge-invariant counterpart \tilde{H} of the Hamiltonian and unperturbed Hamiltonian H_0 is related to the local-field effects. Unlike the singular position operator \mathbf{r} , the commutator $[\mathbf{r}, \tilde{\rho}]$ of the position operator with the periodic function $\tilde{\rho}$ is well defined in Eq. (38) and corresponds to the derivative with respect to the wave vector, $i\partial_{\mathbf{k}}\tilde{\rho}_{\mathbf{k}}$, in reciprocal space. Differentiating Eq. (38), one finds the derivatives of the density matrix $\tilde{\rho}^{(P)} = \partial\tilde{\rho}/\partial P$ with respect to external perturbations P (\mathbf{E} , \mathbf{B} , etc.).

For TDDFT calculations in Octopus, ρ is the Kohn-Sham density matrix. The n -th order derivative $\tilde{\rho}^{(P)}$ describing the joint response to the perturbations $P = P_1P_2\dots P_n$ is

divided into four blocks within and between the occupied (V) and unoccupied subspaces (C): $\tilde{\rho}_{\text{VV}}^{(P)} = P_v \tilde{\rho}^{(P)} P_v$, $\tilde{\rho}_{\text{CC}}^{(P)} = P_c \tilde{\rho}^{(P)} P_c$, $\tilde{\rho}_{\text{VC}}^{(P)} = P_v \tilde{\rho}^{(P)} P_c$, and $\tilde{\rho}_{\text{CV}}^{(P)} = P_c \tilde{\rho}^{(P)} P_v$, where $P_v = \rho^{(0)}$ and $P_c = 1 - P_v$ are the projectors onto the occupied and unoccupied bands. In accordance with the density matrix perturbation theory,¹²³ to get the elements $\tilde{\rho}_{\text{CV}}^{(P)}$, Eq. (38) is projected onto unperturbed Kohn-Sham wavefunctions $|\psi_{v\mathbf{k}}^{(0)}\rangle$ of occupied bands v to give an equation for the response function $|\eta_{v\mathbf{k}}^{(P)}\rangle = \tilde{\rho}_{\text{CV}}^{(P)}(\Omega)|\psi_{v\mathbf{k}}^{(0)}\rangle$

$$L_{v\mathbf{k}}(\Omega)|\eta_{v\mathbf{k}}^{(P)}\rangle = P_c R^{(P)}[\tilde{\rho}^{(n-1)}, \dots, \rho^{(0)}, n^{(P)}]|\psi_{v\mathbf{k}}^{(0)}\rangle. \quad (39)$$

Here the operator on the left-hand side is given by $L_{v\mathbf{k}}(\Omega) = \Omega + H_0 - \epsilon_{v\mathbf{k}}$, where Ω is the frequency considered and $\epsilon_{v\mathbf{k}}$ is the energy of the unperturbed state $|\psi_{v\mathbf{k}}^{(0)}\rangle$. The operator R comes from the right-hand side of Eq. (38) and is determined by the derivatives of the density matrix of the previous orders. If the local-field effects are taken into account, the right-hand side R also depends on the derivative of the electron density $n^{(P)}(\mathbf{r}_1) = \rho^{(P)}(\mathbf{r}_1, \mathbf{r}_2)\delta(\mathbf{r}_1 - \mathbf{r}_2)$. In this case, Eq. (39) needs to be solved self-consistently. The calculations in practice work with the periodic parts of the wavefunctions, $|u_{v\mathbf{k}}^{(0)}\rangle$. The commutator $[\mathbf{r}, \tilde{\rho}]$ corresponding to $i\partial_{\mathbf{k}}\tilde{\rho}_{\mathbf{k}}$ in reciprocal space is computed within the $\mathbf{k} \cdot \mathbf{p}$ theory.^{19,121,122} Equation (39) is solved using the efficient Sternheimer approach,^{19,120–122} where the function $|\eta_{v\mathbf{k}}^{(P)}(\Omega)\rangle$ that fits into Eq. (39) is found iteratively at each frequency Ω . To avoid divergences at resonances, a small but finite imaginary frequency $i\delta$ is added to the frequency Ω_0 of the external perturbation so that $\Omega = \Omega_0 + i\delta$.

Once the solution of Eq. 39 is known, the elements $\tilde{\rho}_{\text{CV}}^{(P)}$ are obtained as

$$\tilde{\rho}_{\text{CV}}^{(P)}(\Omega) = \int_{\text{BZ}} \frac{d\mathbf{k}}{(2\pi)^3} \sum_v |\eta_{v\mathbf{k}}^{(P)}(\Omega)\rangle \langle \psi_{v\mathbf{k}}^{(0)}|. \quad (40)$$

The elements of $\tilde{\rho}^{(P)}$ between the occupied and unoccupied subspaces are found using the relation $\tilde{\rho}_{\text{VC}}^{(P)}(\Omega) = (\tilde{\rho}_{\text{CV}}^{(P)}(-\Omega^*))^*$ and, for that, Eq. 39 is also solved for the frequency $-\Omega^*$.

To find the elements within the occupied $\tilde{\rho}_{\text{VV}}^{(P)}$ and unoccupied $\tilde{\rho}_{\text{CC}}^{(P)}$ subspaces, the idempotency condition $\rho = \rho\rho$ is used. In terms of the periodic counterpart $\tilde{\rho}$ of the density matrix and to the first order in the magnetic field, it is written as^{117,119}

$$\tilde{\rho} = \tilde{\rho}\tilde{\rho} + \frac{i}{2c}\mathbf{B} \cdot [\mathbf{r}, \tilde{\rho}] \times [\mathbf{r}, \tilde{\rho}]. \quad (41)$$

The contribution $\alpha_{\nu\mu,\gamma}$ to the polarizability in the presence of the magnetic field ($\alpha_{\nu\mu} = \alpha_{0\nu\mu} + \alpha_{\nu\mu,\gamma}B_\gamma$) is finally obtained from the current response as

$$\alpha_{\nu\mu,\gamma}(\Omega) = \frac{i}{\Omega} \text{Tr} [V_\nu \tilde{\rho}^{(E_\mu B_\gamma)}(\Omega)], \quad (42)$$

where indices ν , μ , and γ are used to denote components of the vectors \mathbf{V} , \mathbf{E} , and \mathbf{B} . The dielectric tensor in the presence of the magnetic field is computed as $\epsilon_{\nu\mu} = \delta_{\nu\mu} + 4\pi\alpha_{\nu\mu}/w$, where w is the unit cell volume. Note that according to the “ $2n + 1$ ” theorem,^{124,125} there is no need to calculate explicitly the second-order derivative $\rho^{(E_\mu B_\gamma)}$. Instead, $\alpha_{\nu\mu,\gamma}$ is expressed through the first-order derivatives to the perturbations $P = E_\mu$, B_γ and a supplementary perturbation corresponding to a vector potential $P = A_\nu$ at frequency $-\Omega$.¹¹³

To test the developed formalism for solids, it has been applied to bulk silicon and the corresponding results are shown in Fig. 10. The full details of the calculations can be found in Ref. 113. It is seen in Fig. 10 (b) that even without account of excitonic effects, the calculated spectra $\text{Re}/\text{Im } \epsilon_{xy}$ for the transverse component of the dielectric tensor are already qualitatively similar to the experimental curves¹⁰⁷ at the direct absorption edge. To model excitonic effects, we have used the model from Ref. 126. The spectra computed with account of excitonic effects show a better agreement with the experimental results (Figs. 10(a) and 10(b)). Although the magnitudes of the peaks in the magneto-optical spectra are about a factor of two smaller than in the magneto-optical measurements,¹⁰⁷ they can be corrected by reducing the linewidth δ assumed in the calculations.

In the limit of a large supercell, this formalism becomes equivalent to the simpler standard formulation for finite systems, which we have also implemented for reference. In this case, the Liouville equation for the density matrix is written in the Coulomb gauge as

$$\Omega\rho + [H_0, \rho] = [\mathbf{d} \cdot \mathbf{E} + \mathbf{m} \cdot \mathbf{B} - \delta H, \rho] , \quad (43)$$

where $\mathbf{d} = -\mathbf{r}$ is the electric dipole moment, $\mathbf{m} = -\mathbf{r} \times \mathbf{V}/2c$ is the orbital magnetic dipole moment, and δH describes local-field effects. The change in the polarizability $\alpha_{\nu\mu,\gamma} B_\gamma$ in the presence of the magnetic field is calculated from the dipole response

$$\alpha_{\nu\mu,\gamma}(\Omega) = \text{Tr} [d_\nu \rho^{(E_\mu B_\gamma)}(\Omega)] . \quad (44)$$

As in the periodic case, based on the “ $2n + 1$ ” theorem,^{124,125} explicit calculation of the second-order derivative $\rho^{(E_\mu B_\gamma)}$ is avoided. Instead, a supplementary electric field at frequency $-\Omega$, E'_ν , is introduced.¹¹³ In the case of real wavefunctions, as can be chosen for finite systems in real space in the presence of time-reversal symmetry, $|\eta_\nu^{(E'_\nu)}(-\Omega)\rangle = (|\eta_\nu^{(E_\nu)}(-\Omega^*)\rangle)^*$ and there is no need to solve additionally the Liouville equation for this supplementary electric field.

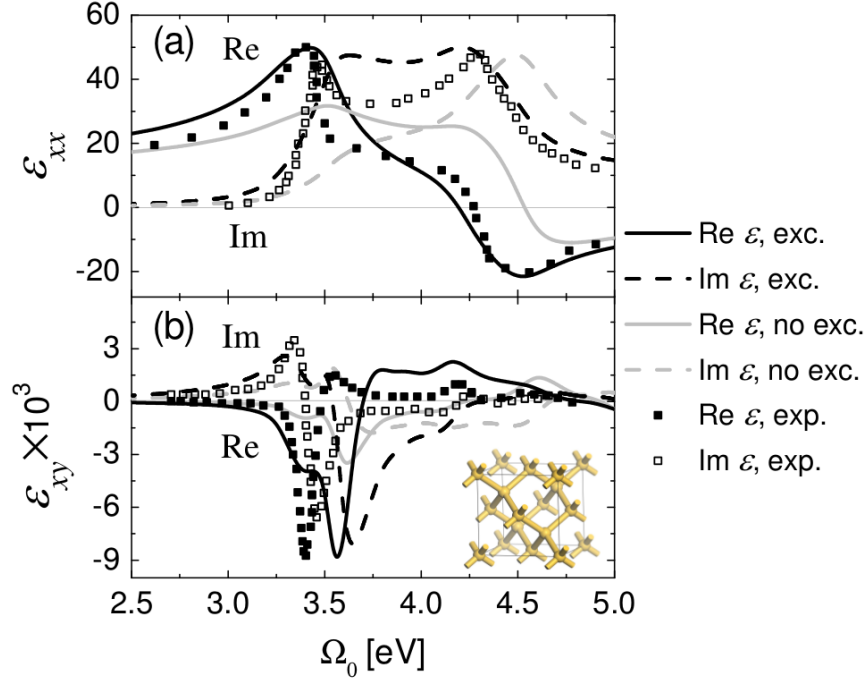


Figure 10. Calculated components (a) ϵ_{xx} and (b) ϵ_{xy} of the dielectric tensor of silicon for different frequencies of light Ω_0 (in eV) and the magnetic field of 1 T along the z axis (with and without account of excitonic effects). The linewidth $\delta = 0.1$ eV is used. The blue shift by 0.7 eV is applied to take into account the GW correction to the band gap.^{127,128} The experimental data for ϵ_{xx} ¹²⁹ and ϵ_{xy} ¹⁰⁷ (scaled by 1/2) are indicated by symbols.

The efficiency of the present scheme to compute magneto-optics is comparable to standard linear-response calculations of simple optical polarizability in the absence of the magnetic field.¹¹³ When local-field effects are included self-consistently, the calculations of magneto-optical spectra for solids take only twice as long as those of polarizability. For finite systems, the computational effort is the same as for the simple optical polarizability.

X. TIME-DEPENDENT ANGULAR RESOLVED PHOTOELECTRON SPECTROSCOPY

The real-space representation of the dynamics of the electronic structure allows for a seamless and straightforward description of dynamics processes outside the material, i.e., processes where electrons are excited into the vacuum. Beyond simply describing the ionization process, Octopus has routines implemented that compute photoelectron spectroscopy in

different flavors. Photoelectron spectroscopy is particularly ubiquitous for the characterization of the electronic structure in solids, because it provides a direct observable of the energy and momentum distribution of electronic states, known as the bandstructure. In contrast to other electronic structure methods that compute quantities linked to the photoelectron spectrum, most commonly the single-quasiparticle spectral function obtained through the GW approximation to the many-body self-energy, the approach described here does not consider unit cells of bulk materials, but instead directly computes the energy and momentum resolved ionization probability.^{104,130} Besides the study of the electronic structure of solids, photoelectron spectra of atoms and molecules are of equal interest and the implementation in Octopus is capable to describe accurately all such systems on equal footing.

The most detailed quantity available in the experiments is the momentum-resolved photoelectron probability $\mathcal{P}(\mathbf{p})$, i.e., the probability to detect an electron with a given momentum \mathbf{p} . In some cases the experimental setup offers the possibility to measure the spin polarization along a given axis. The formalism we are going to outline can easily accommodate a non-collinear spin structure and, therefore, calculate spin-resolved quantities, but for the sake of simplicity, in the following, we are going to restrict ourselves to closed shell systems with collinear spins, i.e., where all the orbitals are doubly occupied with electrons having opposite spins. The reader interested in the most general case can find a detailed description in Ref. 131. From $\mathcal{P}(\mathbf{p})$ one can obtain other derived quantities by simple manipulation. For instance, the energy-resolved spectrum $\mathcal{P}(E)$, used to identify the occupied energy levels, can be obtained with a change of variable using the free electron energy dispersion relation $E = p^2/2$. The angle-resolved photoelectron spectrum (ARPES), normally employed to measure the quasiparticle bandstructure, is simply obtained by taking the energy resolved spectrum as a function of the electron momentum parallel to the surface $\mathcal{P}(\mathbf{p}_{\parallel}, E)$.

The t-SURFF method was first proposed by Scrinzi¹³² for one-electron systems and later extended to many electrons with TDDFT for periodic¹³¹ and non-periodic systems.¹³³ It is based on the assumption that the Kohn-Sham Hamiltonian describing the full experimental process, i.e., including the ionization and detection, can be decomposed into the sum of two Hamiltonians acting into complementary spatial regions, *inner* and *outer*, and that can be approximated in different ways. In the *inner* region surrounding the system the electron dynamics is governed by the interacting Kohn-Sham Hamiltonian $\hat{H}_{\text{KS}}(\mathbf{r}, t)$ while in the *outer* region, electrons are free from the Coulomb tails of the parent system and behave as

independent particles driven by an external field and therefore are described by the Volkov Hamiltonian $\hat{H}_V(\mathbf{r}, t) = 1/2(-i\nabla - \mathbf{A}(t)/c)^2$. We express the field with a time dependent vector potential potential $\mathbf{A}(\mathbf{t})$ in the dipole approximation, i.e. by discarding the spatial dependence of the field $\mathbf{A}(\mathbf{r}, t) \approx \mathbf{A}(t)$. The advantage of this approach is provided by the fact that the time-dependent Schrödinger equation associated with the Volkov Hamiltonian, can be solved analytically and that the solutions, the Volkov waves

$$\chi_{\mathbf{p}}(\mathbf{r}, t) = \frac{1}{(2\pi)^{\frac{3}{2}}} e^{i\mathbf{p}\cdot\mathbf{r}} e^{i\Phi(\mathbf{p}, t)}, \quad (45)$$

with

$$\Phi(\mathbf{p}, t) = \int_0^t d\tau \left(\mathbf{p} - \frac{\mathbf{A}(t)}{c} \right)^2, \quad (46)$$

are eigenstates of the momentum operator. We can therefore expand the Kohn-Sham orbitals φ_i as a superposition of detector states in the form of Volkov waves

$$\varphi_i(\mathbf{r}, t) = \int d\mathbf{p} b_i(\mathbf{p}, t) \chi_{\mathbf{p}}(\mathbf{r}, t) \quad (47)$$

and obtain the photoelectron probability in terms of the expansion coefficients by summing up the contribution of all the orbitals: $\mathcal{P}(\mathbf{p}) = \lim_{t \rightarrow \infty} 2/N \sum_{i=1}^{N/2} |b_i(\mathbf{p}, t)|^2$.

Using the continuity equation, t-SURFF allows us to express the coefficients b_i , and thus $\mathcal{P}(\mathbf{p})$, as a time integral of the photo-current flux through the surface S separating the domains of the two Hamiltonians. More specifically

$$b_i(\mathbf{p}, t) = - \int_0^t d\tau \oint_S d\mathbf{s} \cdot \langle \chi_{\mathbf{p}}(\tau) | \hat{\mathbf{j}} | \varphi_i(\tau) \rangle, \quad (48)$$

with the single-particle current density operator matrix element given by

$$\langle \chi_{\mathbf{p}}(\tau) | \hat{\mathbf{j}} | \varphi_i(\tau) \rangle = \frac{1}{2} \left\{ i\varphi_i(\mathbf{r}, \tau) \nabla \chi_{\mathbf{p}}^*(\mathbf{r}, \tau) - i\chi_{\mathbf{p}}^*(\mathbf{r}, \tau) \nabla \varphi_i(\mathbf{r}, \tau) - 2 \frac{\mathbf{A}(t)}{c} \chi_{\mathbf{p}}^*(\mathbf{r}, \tau) \varphi_i(\mathbf{r}, \tau) \right\}. \quad (49)$$

The flexibility offered by the definition of the boundary surface S allows us to easily adapt t-SURFF to periodic and non-periodic systems. For periodic systems we choose S as a plane parallel to the material surface, while for the non-periodic case the most natural choice is a sphere as shown in Fig. 11 (a) and (b).

For periodic systems one can apply the Bloch theorem to the Volkov Hamiltonian and further reduce Eq. (48) to an expression where only the periodic part of the Bloch waves are employed.¹³¹

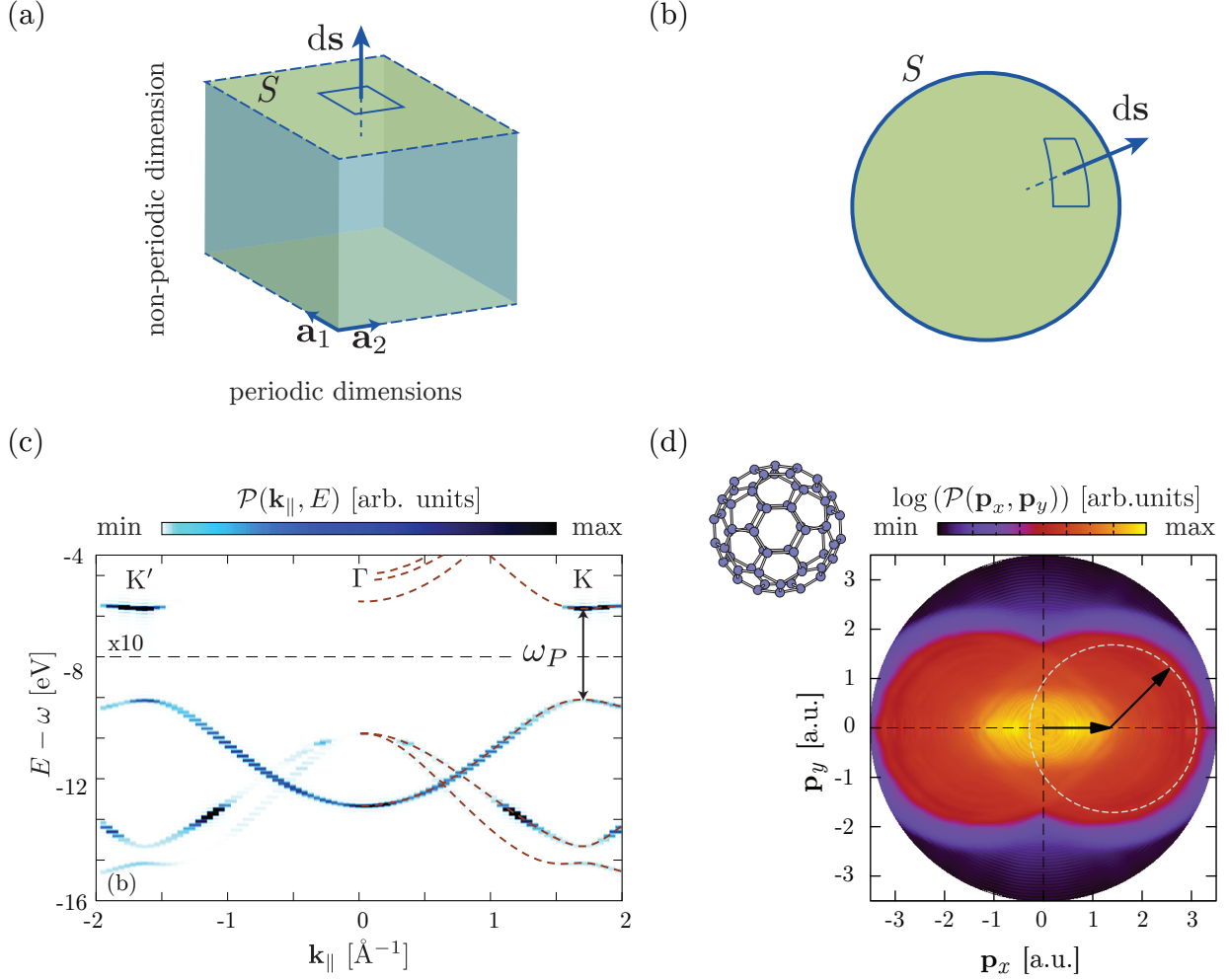


Figure 11. Calculated photoelectron spectrum with t-SURFF, as implemented in Octopus.¹³³ The geometries employed to calculate the flux of the photoelectron current are depicted in (a) for periodic and (b) non-periodic systems. (c) Pump-probe ARPES spectrum of monolayer h-BN driven by a laser field resonant with the gap at K, adapted from Ref. 131. (d) Photoelectron angular distribution obtained by strong-field ionization of C_{60} with an IR field polarized along x , adapted from Ref. 133. All the electrons rescattering at the same time in one period of the field end up with final momenta forming a ring (dashed) centered at the value of $\mathbf{A}(t_r)$ at the rescattering time, t_r . The two arrows represent the graphical decomposition of the final momentum of the photoelectron in the vector potential at the moment of rescattering (horizontal arrow) plus the rescattering momentum.

The present computation of the photoelectron spectrum relies on the condition that the Volkov Hamiltonian can be used to describe electrons in a region of space, which entails the following approximations: the ionized electrons i) become non-interacting at some distance from the system and ii) they are free with respect to the tail of the Coulomb potential of the system, i.e., it has to be possible to neglect it at some distance. Both conditions are controlled by the placement of the analyzing surface S for the evaluation of the flux and in practice this has to be converged by placing it at successively larger distances from the system. This method needs an explicit description of the vacuum around the probed system, which for solids requires an explicit construction of the electronic structure of the surface layer and, if bulk properties are probed, one needs to converge a slab of material. Compared to unit cell calculations of solids, this puts the present method at a disadvantage. However, when aiming at simulating specific experiments, it natively includes signals coming from the surface layers and thus can capture more of the experimental reality of the spectroscopic process compared with standard perturbative many-body approaches which are directly performed in the bulk unit cell.

In practical calculations, in order to avoid spurious reflection of electrons from the boundaries of the simulation box, one has to employ absorbing boundaries and, depending on the condition on their transparency, this can add up to the size of the simulation box.¹³⁴ Other than the increased size of the computational box, this method is not computationally costly, as it requires only the evaluation of the gradient operator on surface points S and straightforwardly supports existing k-points, states, and mesh parallelizations.

Pump-probe configurations can be naturally simulated since there is no restriction on the functional form of the vector potential $\mathbf{A}(t)$ and, therefore, we can accommodate any linear combination of pulses. As an example, in Fig. 11 (c) we show the result of a simulated pump-probe time-resolved ARPES measurement of monolayer hexagonal boron nitride (hBN) driven by a field resonant with the gap at the K -point in the Brillouin zone. As it is apparent from the simulation, the excited state population transfer to the conduction band is well observed in the resulting ARPES spectrum.

The method is not limited to simple photoelectron spectroscopy, but can be used to simulate complex experimental techniques, such as the reconstruction of attosecond beating by interference of two-photon transitions (RABBITT).¹³⁵ Furthermore, due to the versatility of the real-time description in Octopus, the underlying excitation does not need to be coming

from an optical pulse (i.e., an external vector potential) and, since the ions can move according to the TDDFT-Ehrenfest dynamics,¹³⁶ one can also simulate features coming from the ionic or lattice motion, specifically electron-phonon coupling signature in ARPES.¹³⁷ Pump-probe simulations are not limited to dynamical process of excitations, but can also be employed to study steady-state modifications of driven electronic states.¹³⁸ This opens the possibility of studying Floquet physics from an ab-initio perspective and to directly simulate the effect that a periodic force would have on the dressed electronic structure – an important aspect to underline given the growing interest in the field of Floquet engineering¹³⁹ and Floquet analysis.¹⁴⁰

Finally, t-SURFF is particularly suited to simulating strong field ionization processes such as in laser-induced photoelectron diffraction (LIED) experiments, where the ionization takes place by direct tunnelling into the continuum and the field is so strong as to drive electrons in trajectories recolliding with the parent system. In fact, since in Eq. (48) we accumulate the flux through S over the time of the propagation, with t-SURFF electrons can seamlessly flow back and forth through the surface without producing any artifact in the final spectrum. As an example, in Fig 11 (d) we present the photoelectron angular distribution of C_{60} ionized by a strong IR pulse capable of inducing rescattering dynamics, which then gets imprinted in the photoelectron spectrum as characteristic rings centered in the value of the vector potential at the instant of rescattering.¹⁴¹ In this regime, the result of simulations obtained with Octopus are in excellent agreement with the experiments.^{142,143}

XI. ELECTRIC AND THERMAL CONDUCTIVITIES

Electrical conductivity in real materials can be described to a first approximation by Ohm’s Law, which is a linear relationship between the applied electric field and the current density generated in response. The standard method to study electrical and thermal conductivity is to carry out a DFT calculation at equilibrium and apply Kubo-Greenwood linear response theory to evaluate the conductivities. Although this method has been used successfully in the past to calculate transport properties,^{144,145} the application is limited to systems in the linear response regime. It is known that in many cases, especially in the presence of strong external fields, Ohm’s law is no longer valid and the system exhibits non-linear behavior. In order to capture these complex behaviors in materials, one must

go beyond simple, linear approximations and describe electron interactions in a non-trivial manner.

One promising route to go beyond linear response is to use density functional methods to directly study thermoelectric transport. This topic has received less attention, but has recently been implemented in Octopus and applied to liquid aluminum¹⁴⁶. For detailed descriptions and derivations of non-equilibrium thermoelectric phenomena using density based methods, we refer the reader to Ref. 147.

In Octopus, we are able to calculate the current density and heat current density at each step during a time-dependent simulation. A current is induced in this study by applying an electric field of the form $\mathbf{E}(t) = \mathbf{E}_0\delta(t)$, where \mathbf{E}_0 describes the magnitude and direction of the field. The electric field is induced through a time-dependent vector potential ($\mathbf{E}(t) = -c^{-1}\partial_t\mathbf{A}(t)$, c is the speed of light) in the Hamiltonian. This vector potential satisfies the periodic boundary conditions of an extended system. It should be noted that there is no limitation on the form of the applied electric field in general. We are able to evaluate the macroscopic current density as

$$\mathbf{J}(t) = -\frac{i}{\Omega} \int d\mathbf{r} \sum_j^N \varphi_i(\mathbf{r}, t) [\hat{H}(t), \hat{\mathbf{r}}] \varphi_i(\mathbf{r}, t), \quad (50)$$

where Ω is the volume of the unit cell. The energy current density, $\hat{\mathbf{J}}_h(\mathbf{r}, t)$ is expressed as

$$\hat{\mathbf{J}}_h(\mathbf{r}, t) = \hat{\mathbf{J}}_t(\mathbf{r}, t) + \hat{\mathbf{J}}_v(\mathbf{r}, t) + \hat{\mathbf{J}}_u(\mathbf{r}, t) + \hat{\mathbf{J}}_f(\mathbf{r}, t), \quad (51)$$

where $\hat{\mathbf{J}}_t(\mathbf{r})$ is the kinetic energy contribution given as

$$[\hat{\mathbf{J}}_t(\mathbf{r}, t)]_i = \frac{i}{8} \left([\partial_i \hat{\varphi}^\dagger] [\nabla^2 \hat{\varphi}] - [\nabla^2 \hat{\varphi}^\dagger] [\partial_i \hat{\varphi}] - [\partial_i \nabla \varphi^\dagger] \cdot [\nabla \varphi] - [\nabla \hat{\varphi}^\dagger] \cdot [\partial_i \nabla \hat{\varphi}] \right) \quad (52)$$

and $\varphi = \varphi(\mathbf{r}, t)$ are understood to be the time-dependent states. The output of the time-dependent simulation can be further analyzed to yield the frequency-dependent conductivity. The electrical (or thermal) conductivity σ can be found by Fourier transforming the corresponding current as

$$\sigma_{ij}(\omega) = \frac{1}{[\mathbf{E}_0]_i} \int_0^\infty dt e^{-i\omega t} \mathbf{J}_j(t). \quad (53)$$

In general, it is possible to study the conductivity of an extended system in the presence of an applied electric field. Here, we illustrate the use of this method on hydrogen at 1400 K and 400 GPa. At this temperature and pressure, hydrogen is in its liquid metallic phase. A

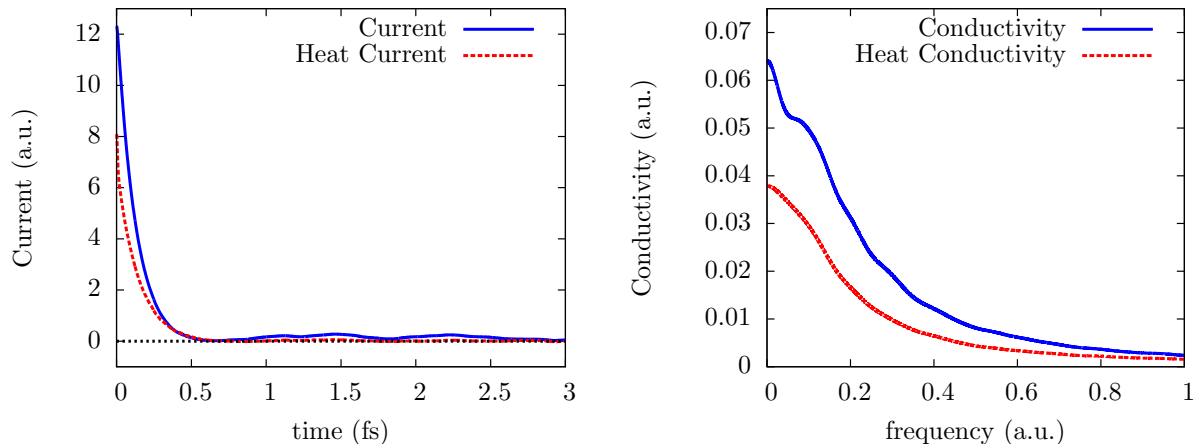


Figure 12. (Left) Time-dependent current density for one ionic snapshot of a supercell of 128 atoms of hydrogen in the liquid phase at 1400 K and 400 GPa with an initial electric field E_0 of 0.1 a.u. The blue line represents the current density as given in Eq. (50) and the red line is the heat current evaluated from Eq. (52). Both currents are shown decaying to zero. (Right) The Fourier transform of the respective currents gives the frequency-dependent conductivities.

molecular dynamics simulation was carried out in VASP to produce several ionic snapshots of the system. For each ionic snapshot, we performed a TDDFT simulation with a time step of 0.05 a.u. (0.00121 fs) for a total time of 3 fs. The initial electric field E_0 was 0.1 a.u. The calculation was carried out on a $3 \times 3 \times 3$ k-point grid to ensure that the current density decays to zero.

In Fig. 12, we have plotted the time-dependent current density and heat current density as a function of time after an initial electric field is applied at time zero. Both currents are shown to decay to zero by the end of the simulation. It should be noted that the heat current corresponds to the kinetic energy contribution given in Eq. (52). In general, this heat current is related to the Peltier coefficient, since it describes the heat generated from the response to an electric current. The remaining contributions in Eq. (51) are not yet implemented in Octopus. Both J_u and J_f arise from electron-electron interactions and J_v is the potential energy. In future work it would be interesting to evaluate these remaining contributions to determine if they are large or can reasonably be ignored for some systems. The electrical conductivity and the heat conductivity can be evaluated using Eq. (53). These frequency-dependent conductivities are shown in the right hand panel of Fig. 12. One may

also calculate the DC conductivity by taking $\omega = 0$.

This suite of tools implemented in Octopus will allow for the study of time-dependent thermoelectric phenomena using TDDFT. This approach to study current and conductivity is more general and widely applicable than the standard Kubo-Greenwood approach. While Kubo-Greenwood is a linear response theory, this method can be applied to study materials where non-linear conduction effects can appear. In a recent study, this TDDFT method was been used to illustrate non-linear conductivity effects in liquid aluminum,¹⁴⁶ which would not be possible by applying standard linear response theory. In the future, we plan to extend these tools by implementing a thermal vector potential that can induce a heat current in an extended system during a time-dependent simulation.

XII. LOCAL DOMAIN CONTRIBUTION TO PHYSICAL OBSERVABLES

Usually, we are interested in studying systems consisting of different atoms, molecules, regions, or domains. In such cases, we might want to understand the different contributions from different parts of the system towards a specific observable. Based on the Hohenberg-Kohn theorems for the DFT,¹⁴⁸ and its extension, the Runge-Gross theorem,¹⁴⁹ for TDDFT, we can state that any physical observable of the system is a functional of the electronic density, either static (ground state) or time dependent. In other words, the expectation value of an operator $\hat{\mathcal{O}}$ can be expressed as functional of the electronic density

$$\mathcal{O}[n] = \langle \Psi[n] | \hat{\mathcal{O}} | \Psi[n] \rangle. \quad (54)$$

Let's now consider the case where we write the total electronic density as a sum of N densities

$$n(\mathbf{r}) = \sum_i^N n_i(\mathbf{r}), \quad (55)$$

and no further constraints are imposed on n nor on n_i . Such partitioning of the density is at the basis of subsystem DFT, which allows to divide a system into several Kohn-Sham subsystems that interact with each other in a theoretically well justified manner (see Ref. 150 and references therein). However, in our case, we are only interested in this kind of partition for post-processing purposes where we assign a density n_i to a specific part of the system in order to identify how it contributes to a given observable. We are thus interested in

operators for which the following condition is true

$$\mathcal{O}[n] = \sum_i^N \mathcal{O}[n_i]. \quad (56)$$

Such operators are said to be additive. One example of an additive operator that is particularly relevant in the context of TDDFT is the time-dependent dipole

$$\mathbf{d}(t) = \int \mathbf{r}n(\mathbf{r}, t)d\mathbf{r} = \sum_i^N \int \mathbf{r}n_i(\mathbf{r}, t)d\mathbf{r}, \quad (57)$$

as this is the relevant observable for obtaining the optical absorption cross section of finite systems.

The range of operators that fulfill Eq. (56) can be further expanded if we now consider non-overlapping densities, that is, densities n_i that are non-zero only in a given domain V_i and that the domains do not overlap. We refer to this type of partitioning as a local domain partitioning. In such case, any (semi-)local operator that depends (semi-)locally on the density should fulfill Eq. (56). In this context, an example of a relevant observable is the exchange-correlation energy within the LDA approximation

$$E_{xc}^{\text{LDA}}[n] = \int n(\mathbf{r})e_{xc}^{\text{LDA}}(n(\mathbf{r}))d\mathbf{r} = \sum_i^N \int_{V_i} n_i(\mathbf{r})e_{xc}^{\text{LDA}}(n_i(\mathbf{r}))d\mathbf{r}, \quad (58)$$

where e_{xc}^{LDA} is the exchange-correlation energy per unit particle.

Currently, several different options can be used in Octopus to define specific regions of the simulation box. These options include simple geometric shapes, such as spheres centered on particular points of space, atom-dependent domains, such as an union of spheres centred on the atoms, or the definition of Bader volumes. The latter option follows the Quantum Theory of Atoms in Molecules (QTAIM)¹⁵¹ and associates a density region to a given atom through a density gradient path, such that the boundaries of each volume are defined as the surfaces through which the charge density gradient has a zero flux. Note that some of these options allow for the user to specify overlapping regions. In that case the overlap must be taken into account when analyzing the results and extra care is required when comparing results from different domains.

Let us exemplify the applicability of the local domain partitioning by decomposing the optical response for a coupled chromophore system. Similar to Frozen Density Embedding

real-time TDDFT (FDE-rt-TDDFT),¹⁵² we decompose the total optical spectrum as a sum of the local response within each domain

$$\boldsymbol{\alpha}(\omega) = \sum_i \boldsymbol{\alpha}_i(\omega), \quad (59)$$

where $\boldsymbol{\alpha}$ is the dynamic polarizability. In addition, from each local dynamic polarizability tensor we can compute for each fragment the corresponding cross-section. This is justified by the fact that the relevant operator to calculate $\boldsymbol{\alpha}$ is the dipole operator and, as shown above, this is an additive operator that fulfills Eq. (56).

As an example, we performed a series of optical spectrum simulations using real-time TDDFT for a benzene-fulvene dimer with different π -stacking separation, ranging from 4 Å to 8 Å. We use the standard PBE exchange-correlation functional^{153,154} and the Optimized Norm-Conserving Vanderbilt PBE pseudopotential (sg15) set.¹⁵⁵ The real-space grid is defined as a parallelepiped box with length 16 Å, 17 Å and 20 Å in the three Cartesian axes. The spacing between points is set to be 0.13 Å.

For each intermolecular separation we carry out a single ground-state calculation and three time-propagations. For each time-propagation a dipolar electric perturbation is applied along one of the Cartesian axes.¹²² We let the perturbed Kohn-Sham states evolve for a propagation time of $T = 24 \hbar/\text{eV}$ (15.8 fs), with resolution of 0.26 eV ($2\pi/T$). The ground-state electron density is fragmented following the Bader atomic decomposition and each molecular domain is defined as the sum of these atomic volumes. Then, the corresponding dipole operator is applied over each defined domain. Finally, by Fourier transform of the local time-dependent dipole moment, the local polarizability tensor is recovered.

Figure 13 shows the spectral decomposition of the benzene-fulvene system as a function of the intermolecular separation. The full system at large intermolecular separation (8 Å) shows two major peaks located at the same frequencies as for the isolated molecules. As the intermolecular distance becomes smaller, the global spectrum changes due to electrostatic effects induced by the electronic cloud of the neighbouring molecule. We can see that the peak located at around 5 eV suffers a red-shift, while the stronger peak between 6.5 and 7 eV reduces its intensity, giving rise to an oscillator strength transfer to excited states at higher energy. The local domain analysis reveals that the major change is caused by the reduction of the oscillator strength of the fulvene peak located at around 6.5 eV.

These results are in agreement with the FDE-rt-TDDFT calculations of Ref. 152, further

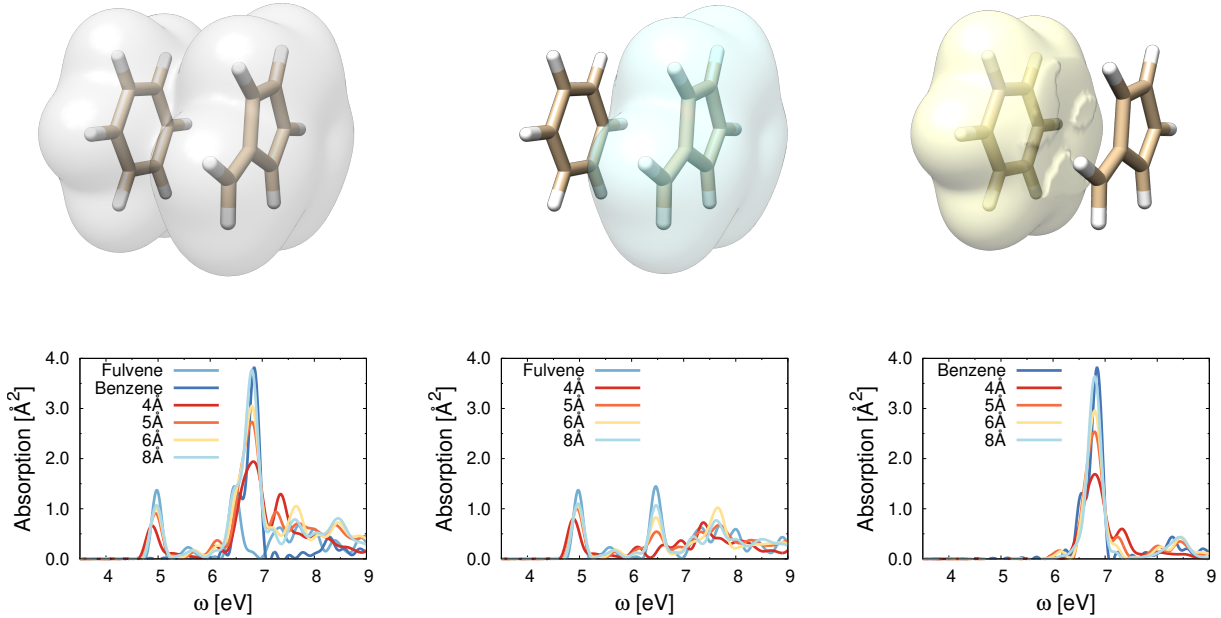


Figure 13. Top: Schematic representation of the benzene-fulvene dimer with π -stacking along the z axis and a intermolecular distance of 4 \AA . From left to right, the electronic density for the global system for an isosurface of 0.006 \AA^{-3} and the *QTAIM* local density for the fulvene and benzene molecules respectively. Visualized with USCF Chimera software.¹⁵⁶ Bottom: Photo-absorption cross section obtained from, from left to right, the full system density, the fulvene local density, and the benzene local density.

validating our strategy. In addition, the local domains methodology does not require any previous fragmentation, selection, or localization of the basis set, allowing also to treat very large systems, such as biological molecules like the major light harvesting complex LHC-II.¹⁵⁷ More recently, we have shown that this technique also allows for exciton coupling calculations when combined with a new formulation of the transition densities from real-time TDDFT.¹⁵⁸

XIII. NEW PROPAGATORS FOR REAL-TIME TDDFT

At the core of most Octopus calculations lies the need to integrate the time-dependent Kohn-Sham equations (TDKS). These are a set of non-linear equations, given the dependence of the Kohn-Sham Hamiltonian with the electronic density. Upon the discretization of the electronic Hilbert space, they take the generic form of a first-order ordinary differential equation (ODE) system

$$\dot{\varphi} = f(\varphi(t), t), \quad (60)$$

$$\varphi(t_0) = \varphi^0, \quad (61)$$

where t_0 is the initial time, φ is an array containing all the Kohn-Sham orbitals, $\{\varphi_m^N\}$ (φ_0 is its initial value), and f is a vector function ($f = (f_1, \dots, f_N)$) given by the action of the Kohn-Sham Hamiltonian $\hat{H}[n(t), t]$

$$f_i(\varphi(t), t) = -i\hat{H}[n(t), t]\varphi_i(t), \quad (i = 1, \dots, N) \quad (62)$$

Note that: (1) If the nuclei are also to be propagated, the state should be supplemented with their position and momenta, and the equations with the corresponding nuclear equations of motion. (2) Likewise, the formalism for solids includes a polarization vector field²² that must also be included in the system definition and propagation. (3) Strictly speaking, the TDKS equations are not ordinary but “delay differential equations” (i.e. equations for which the derivative of the unknown function at a certain time depends on the function values at previous times), due to the dependence of the exact exchange and correlation potential functional on past densities. This is ignored in the adiabatic approximation, which is almost always assumed.

A myriad of numerical propagators for ODEs are available, all of them theoretically applicable to the TDKS equations. Ideally, however, one should choose a propagator that respects all the mathematical properties of the equations that describe the problem at hand, for example, the preservation of the norm of the orbitals. But also, in the case of the TDKS equations in the adiabatic approximation, another such property is symplecticity (a fact that is demonstrated in Ref. 159). This property is usually stated in terms of the conservation of the volume of the flow of the system of ODEs in the phase space, although the precise definition is as follows:

Any system of ODEs can be viewed as a “flow”, a differentiable map $g : \mathbb{R}^p \rightarrow \mathbb{R}^p$ that transforms the state $y(t_0)$ at some point in time t_0 into the state at time t , $y(t) = g(y(t_0))$. For systems described with complex variables such as ours, since it can be split into a real and an imaginary part, p is even: $g : \mathbb{R}^{2N} \rightarrow \mathbb{R}^{2N}$. A map with an even number of variables such as this one is defined to be symplectic if and only if

$$\frac{\partial g^T}{\partial x} J \frac{\partial g}{\partial x} = J, \quad J = \begin{bmatrix} 0 & I \\ -I & 0 \end{bmatrix}, \quad (63)$$

where I is the unit matrix of dimension N , and $x \in \mathbb{R}^{2N}$ (conventionally, the first N variables of x are called the “coordinates”, and the second half are the “momenta”, but no physical

meaning should be assumed for them in this purely mathematical definition). A numerical propagator is also a differentiable map that relates the solution $y(t)$ to $y(t + \Delta t)$. As such, it may respect or not the symplecticity – and other properties – of the original flow.

The symplecticity also means that the system has to be “Hamiltonian”: one may find a set of coordinates $q \in \mathbb{R}^N$, $p \in \mathbb{R}^N$ (in this case, the real and imaginary part of the orbitals coefficients), and some scalar function $H(q, p)$ (the Hamiltonian expectation value), that permits us to rewrite the system into the well known form of Hamilton’s equations:

$$\dot{q}_i = \frac{\partial H(p, q)}{\partial p_i}, \quad (64a)$$

$$\dot{p}_i = -\frac{\partial H(p, q)}{\partial q_i}. \quad (64b)$$

The relevance of the symplectic numerical propagators stems from the fact that they present some features, such as a better conservation of the energy at long times, where the value of the energy ends up oscillating around the true value instead of diverging. For a more detailed discussion about symplecticity on numerical propagators, check Ref. 160.

The Octopus code has several propagator options, many of them already described in Ref. 161, such as the Crank-Nicolson, standard Runge-Kutta, exponential midpoint rule and variations (e.g., the “enforced time-reversal symmetry” scheme), split operator techniques, etc. In a recent paper,¹⁵⁹ some of the present authors have studied propagators of different families that had been scarcely (or not at all) tested for the TDKS equations: multistep, exponential Runge-Kutta, and commutator-free Magnus (CFM) expansions. After considering both the accuracy, stability, and the performance of the propagators, the CFM techniques were identified as suitable schemes for TDDFT problems and implemented in Octopus. In this section, we make a brief description.

Developed in Ref. 162 for linear non-autonomous systems, the CFM expansion offer an alternative to the “standard” Magnus expansion, which requires expensive application of nested commutators of the Hamiltonian with itself at different times. In essence, a CFM expansions $\Gamma(t + \Delta t, t)$ consists of substituting the propagator $\hat{U}(t + \Delta t, t)$ by a product of exponentials

$$\Gamma(t + \Delta t, t) = \prod_{i=1}^m \exp(\hat{D}_i). \quad (65)$$

The m linear operators \hat{D}_i are either the Hamiltonian at different times within the interval $[t, t + \Delta t]$, or parts of it.

We have implemented in Octopus an order four ($q=4$) version, given for example in Eq. 43 of Ref. 162, which we call hereafter CFM4. This propagator requires two exponentials ($m = 2$),

$$\varphi(t + \Delta t) = \exp\left(-i\Delta t(\alpha_1 \hat{H}[t_1] + \alpha_2 \hat{H}[t_2])\right) \exp\left(-i\Delta t(\alpha_2 \hat{H}[t_1] + \alpha_1 \hat{H}[t_2])\right) \varphi(t), \quad (66)$$

where

$$\alpha_1 = \frac{3 - 2\sqrt{3}}{12}, \quad t_1 = t + \left(\frac{1}{2} - \frac{\sqrt{3}}{6}\right) \Delta t, \quad (67)$$

$$\alpha_2 = \frac{3 + 2\sqrt{3}}{12}, \quad t_2 = t + \left(\frac{1}{2} + \frac{\sqrt{3}}{6}\right) \Delta t. \quad (68)$$

$\hat{H}[t_1]$ and $\hat{H}[t_2]$ are the Hamiltonians at times t_1 and t_2 , which are in fact unknown because they depend on the Kohn-Sham states through the density: we are dealing with a non-linear problem and the CFM expansions were in fact developed for linear systems. We have various options to extend them for our non-linear problem: for example, one could define $\hat{H}[t_1]$ and $\hat{H}[t_2]$ as interpolated Hamiltonians from $\hat{H}[t]$ and $\hat{H}[t + \Delta t]$, in which case we end up with an implicit equation for $\varphi(t + \Delta t)$ that we would have to solve at a substantial cost.

The alternative that we have implemented, however, is to approximate $\hat{H}[t_i]$ via an extrapolation from the Hamiltonian at various previous time steps (in practice, it is the Hartree, exchange, and correlation parts that must be extrapolated). The resulting method is then explicit, i.e., no linear or non-linear algebraic equations need to be solved. The fourth order accuracy is preserved as long as the extrapolation is also done at order four.

As an example, Fig. 14 shows the performance of this CFM4 method against the well known exponential midpoint rule (EMR). The benchmark system consists of a benzene molecule. It is subject to an instantaneous perturbation at the beginning of the propagation, and then it evolves freely for some fixed interval of time. The propagations are performed at varying values of Δt . The plot displays the cost of the propagation vs. the accuracy achieved in each case. As we can see, the CFM4 outperforms the EMR for all the values of the error examined, although the differences become more obvious when higher accuracy is demanded. The key difference between the two methods is the fourth-order accuracy of CFM4 scheme – at the cost of requiring two exponentials, instead of just one, while the EMR is only second-order accurate. This is reflected in the different slopes of the curves as the error becomes smaller, i.e., as $\Delta t \rightarrow 0$.

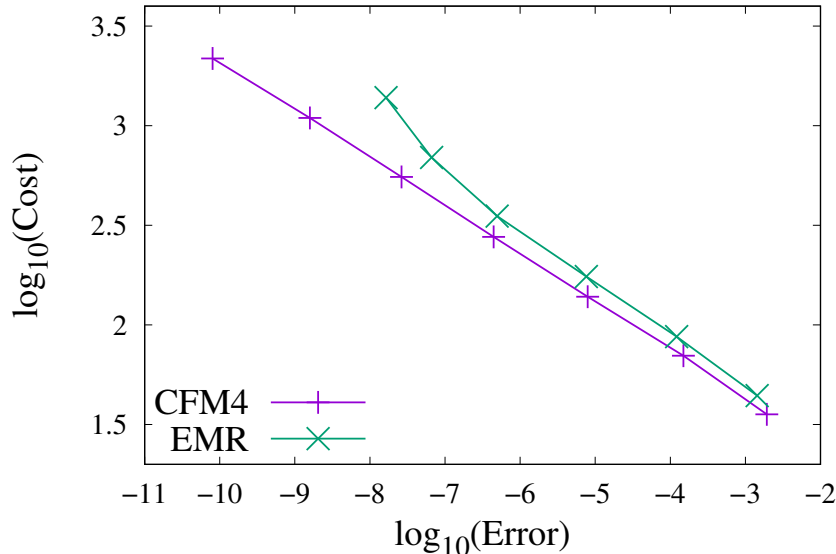


Figure 14. Wall-time computational cost of the method (seconds) against the error in the wave function (defined as $\text{Error}(T, \Delta t) = \sqrt{\sum_m \|\varphi_m(T) - \varphi_m^{\text{exact}}(T)\|^2}$, where the φ_m^{exact} are the values of the Kohn-Sham orbitals computed using the explicit fourth-order Runge-Kutta integrator with a very small time-step) for the EMR and CFM4 propagators.

XIV. CONJUGATE GRADIENT IMPLEMENTATION IN RDMFT

The RDMFT implementation in Octopus has been described in detail in a previous paper.¹⁹ In this Section we briefly review the existing implementation, providing some new insights, and introduce a recently implemented method to solve the RDMFT equations that is better suited to the real-space grids used in the code.

The optimization of the natural orbitals in RDMFT is subject to an orthonormalization constraint for the orbitals. One minimizes the functional

$$E_{\text{total}} - \sum_{j,k=1}^M \lambda_{jk} \left(\int d\mathbf{r} \psi_j^*(\mathbf{r}) \psi_k(\mathbf{r}) - \delta_{jk} \right), \quad (69)$$

where E_{total} and M denote the total energy and the number of natural orbitals ψ_j included in the calculation, respectively. λ_{jk} are the Lagrange multipliers which ensure the orthonormality of the natural orbitals at the solution point. We note that, for a RDMFT calculation, the number of natural orbitals has to be larger than the number of electrons in the system (core electrons which are included in the pseudopotential do not count). The exact number M is

system-dependent and should be treated as an additional parameter with respect to which a convergence study should be carried out, just like it is done for the basis set or the grid parameters. Typically, the optimization is performed using the so-called Piris method,¹⁶³ which was the method previously implemented in Octopus. Within this approach one uses the orthonormality constraint of the natural orbitals, which implies that a certain matrix constructed from the Lagrange multipliers λ_{jk} is diagonal at the solution point. As an immediate consequence of the Piris method, the natural orbitals at the solution point are linear combinations of the orbitals used as starting point for the minimization. In other words, the initial orbitals serve as a basis. Consequently, the necessary matrix elements for different energy contributions can be calculated for the basis functions (initial orbitals) before the iterative optimization of the natural orbitals and their occupation numbers is started. In addition, the optimization of the occupation numbers can be turned off completely, resulting in a Hartree-Fock calculation in the basis of the initial orbitals.

For the existing implementation in Octopus of the Piris method, the initial orbitals are taken to be the solutions obtained with a different level of theory, like independent particles or DFT. In order to better understand the effect of the choice of basis, we have tested the following choices: (i) independent particles, density functional theory within (ii) the local density approximation (LDA) or (iii) the exact exchange (EXX) approximation, as well as (iv) the Hartree-Fock approximation. In all cases we have to ensure that the number of unoccupied states in the calculation is sufficient to cover all the natural orbitals which will obtain significant occupation in the the following RDMFT calculation. The results for the convergence of the total energy of a one-dimensional (1D) hydrogen molecule using the Müller functional¹⁶⁴ are given in Fig. 15. The calculations were performed on a 1D grid extending from -12.0 to 12.0 bohr, with a grid spacing of 0.03 bohr. The nuclear potential for the 1D molecule reads

$$v(x) = -\frac{1}{\sqrt{(x-d)^2+1}} - \frac{1}{\sqrt{(x+d)^2+1}}, \quad (70)$$

with $d = 1.628$ bohr, which corresponds to the equilibrium geometry. The electron-electron interaction in one dimension is described by the soft-Coulomb interaction

$$w(x, x') = \frac{1}{\sqrt{(x-x')^2+1}}. \quad (71)$$

Since Octopus performs all calculations on a finite grid, we typically obtain a finite number of bound states in the calculations for the basis set and any additional orbitals

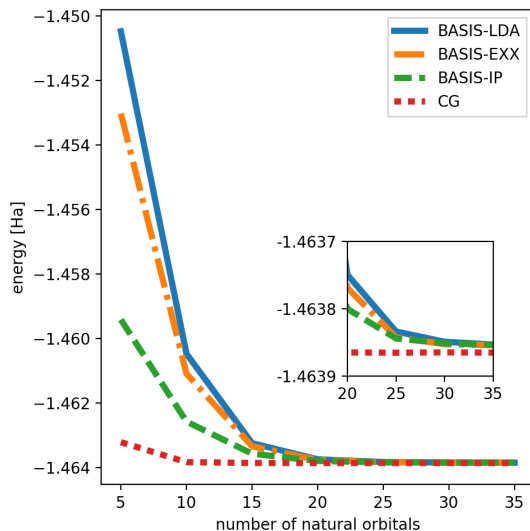


Figure 15. Total energy for the RDMFT calculation for one-dimensional H_2 ¹⁶⁵ using the Piris method with different basis sets and using the conjugate gradient implementation. The inset shows a zoom into the area where convergence is reached. We employ the Müller functional¹⁶⁴ for all calculations.

extend over the whole grid, i.e., they are unbound and therefore delocalized. However, all natural orbitals with non-zero occupation, because they decay with the ionization potential of the system,¹⁶⁶ are localized on the system. Hence, the extended basis states will only contribute with very small coefficients, if at all, and their inclusion in the basis set does not lead to a significant improvement of the results. In the past, this problem was addressed by performing an additional step to localize the initial states before starting the RDMFT calculation. However, further investigations showed that this only improves the results for a small number of natural orbitals in the calculation. Testing the convergence with respect to the number of natural orbitals then showed that the additional localization step slows down the convergence with respect to the number of basis functions. The fastest convergence and lowest total energies are obtained by using the results from an independent particles calculation, as those yield the largest number of localized orbitals from all the different basis sets that were tested, as shown in Fig. 15. As the additional localization step proved to be unnecessary and even hinders convergence, it has been removed from the new version of the code.

Since the natural way of representing quantities in Octopus is directly on the real-space

grid, and to circumvent the limitations with the quality of the basis sets available for the Piris method, we have decided to implement a conjugate gradient optimization of the natural orbitals. This implementation follows the procedure for DFT explained in Ref. 167, which we adapted for RDMFT. This procedure allows us to take advantage of the full flexibility of a real-space grid and provides a systematic way of improving the results by enlarging the grid and reducing the spacing between grid points. The conjugate gradient algorithm requires a set of initial orbitals to start the self-consistent calculation, however, at convergence the results are independent of that starting point. Therefore, while the calculation using the Piris method requires a set of initial states which serve as the basis, the conjugate gradient algorithm can be used starting from a initial set of random states. In our tests of the conjugate gradient implementation, the quality of the initial states only had an influence on the number of iterations necessary for the convergence, but not on the final result. We suggest to use the orbitals obtained from an independent particles calculation as initial states since they can be obtained for small numerical costs and simultaneously can serve as a basis set in the Piris implementation.

Since we are not solving an eigenvalue equation to obtain the natural orbitals, they are not automatically orthogonal. As mentioned above, the orthogonality is taken into account via a constraint. Compared to Ref. 167, the non-diagonal Lagrange multipliers λ_{jk} lead to two modifications in the conjugate gradient procedure. First, the steepest-descent direction (cf. Eq. (5.10) of Ref. 167) reads here

$$\zeta_i^m = -\hat{H}\psi_i^m + \sum_{k=1}^M \lambda_{ik}\psi_k^m, \quad (72)$$

where

$$\lambda_{ik} = \langle \psi_i^m | \hat{H} \psi_k^m \rangle. \quad (73)$$

Second, one parameter of the line-minimization (cf. Eq. (5.26) of Ref. 167) is changed to

$$\frac{\partial E_{\text{total}}}{\partial \Theta} = \langle \phi_i'^m | \hat{H} \psi_i^m \rangle + \langle \psi_i^m | \hat{H} \phi_i'^m \rangle - \sum_k (\lambda_{ki} \langle \phi_i'^m | \psi_i^m \rangle + \lambda_{ik} \langle \psi_i^m | \phi_i'^m \rangle), \quad (74)$$

where Θ parameterizes the descend in the direction of the gradient and the single-particle Hamiltonian acting on a state $|\phi\rangle$ is defined as

$$\hat{H} |\phi\rangle = \frac{\partial E_{\text{total}}}{\partial \phi^*}. \quad (75)$$

For details of the notation, we refer the reader to the paper by Payne *et al.*¹⁶⁷

The convergence study with respect to the number of natural orbitals for the conjugate gradient algorithm is also included in Fig. 15. As one can see, a smaller number of natural orbitals needs to be included in the calculation than for the basis set implementations with the Piris method. As the number of natural orbitals equals the number of basis functions in these calculations, this is mostly due to the fact that the available basis sets are of rather poor quality. In addition, the converged total energy for the conjugate gradient algorithm is slightly lower than for all the basis sets using the Piris method (see inset of Fig. 15), which shows that the conjugate gradient algorithm exploits the full flexibility of the grid implementation, allowing for contributions to the natural orbitals which are not covered by any of the basis sets. We have also verified that the converged result of the conjugate gradient method is indeed independent of the choice of initial state for the Müller functional¹⁶⁴ employed in our calculations. The Müller functional is known to be convex when all infinitely many natural orbitals are included.¹⁶⁸ This property is most likely not shared by all available RDMFT functionals. In addition, the number of natural orbitals in any practical calculation is always finite. Consequently, in practice one needs to test the convergence for the different starting points, as the appearance of local minima cannot be excluded.

XV. PERIODIC SYSTEMS AND SYMMETRIES

Electronic structure in periodic systems is usually described using plane waves, but real-space grids have been shown to be a viable alternative when performing DFT and TDDFT calculations.^{22,169} Unfortunately, the discretization introduced by the real-space grid often breaks the direct connection between the physical system and the basis set, as symmetries and translations are, in most of the cases, not compatible with the discretized grid. However, real-space grids offer many advantages, such as natural mixed periodic-boundary conditions for semi-periodic systems, and the calculation of the exchange and correlation term of DFT is straightforwardly obtained on the grid.

One of the main challenges for treating periodic systems in real space is the generation of the real-space grid, and the corresponding weights for the finite differences. This becomes relevant when the grid is generated along the primitive axes of the Wigner-Seitz cell

(primitive cell) of a solid, where the generating axes are usually non-orthogonal.

In Octopus, the grid points are generated along the primitive axes, and the calculation of the finite-difference weights follows the implementation described in Ref. 170. Once the grid is generated, and the weights for the finite differences (gradient and Laplacian) are obtained, it is necessary to deal with the discretization of the reciprocal space. Indeed, for periodic systems, the full crystal is replaced by the primitive cell of the crystal in real-space, thanks to the Bloch theorem, but is then complemented by the Brillouin zone, which also needs to be sampled. This grid, usually called \mathbf{k} -point grid, is common to any type of basis sets, as long as one decides to reduce the crystal to its primitive cell.

In order to reduce the numerical effort associated with the description of periodic systems, we make use of the symmetries to reduce the Brillouin zone to its irreducible Brillouin zone, which can drastically reduce the number of \mathbf{k} -points. The space group of the crystal, as well as its symmetries, are obtained thanks to the spglib library.¹⁷¹ In the present implementation, we restrict the symmetries to the symmorphic symmetries (inversion, rotations and mirror planes), leaving for later the so-called non-symmorphic symmetries, i.e., symmetries involving a fractional translation, as they are not compatible with arbitrary real-space grids.

In order to assess the validity of our implementation, we used the so-called Delta-factor test.¹⁷² Using the Schlupf-Gygi ONCVSP 2015 pseudopotential set, we obtained the value of 1.50 meV/atom, which is very close to the value obtained by other codes using the same pseudopotential set.

When investigating the electron dynamics driven by a laser field, or any type of symmetry-breaking perturbation (vector potentials, kicks with a finite momentum, strain, etc), some of the original symmetries are lost. To deal with that, Octopus finds the small group of symmetries corresponding to the original space-group of the solid, retaining only the symmetries that leave invariant the perturbation direction. This defines the symmetries that are used for a time-dependent calculation.

One important aspect when using symmetries, is the symmetrization (in real-space) of the charge and current densities, as well as other observables, such as kinetic energy density for instance. In complement to the reduction of the Brillouin zone to its irreducible Brillouin zone, we implemented a real-space symmetrization. We found that performing the real-space symmetrization is very important to achieve good and stable numerical results when taking into account symmetries.

For a comprehensive description of periodic systems, the ion dynamics has to be considered in addition to the electron dynamics. For isolated systems, it is often described with the TDDFT-Ehrenfest dynamics method,^{17,173} where the ions obey the Newton equation with force fields computed by the TDDFT. In contrast, for periodic systems, the ion dynamics has to be described with two sets of equations: One is the Newton equation for ions on the reduced coordinates in the primitive cell, and the other is the equation of motion for the primitive cell itself, as the ionic coordinates of periodic systems are described by the combination of the reduced coordinates with the lattice vectors of the primitive cell. The lattice dynamics is often treated with the Parrinello-Rahman method,^{174,175} and the key ingredient of the equation of motion is the stress tensor. Therefore, to realize the *ab initio* simulations for electron-ion-lattice dynamics based on the TDDFT, the calculation of the stress-tensor has been implemented based on Ref. 176, and the implementation of the lattice dynamics is under way.

XVI. ADDITIONAL TECHNICAL CODE IMPROVEMENTS

In order to make all the new developments and applications described in the above sections possible, the code needs to be accurate, efficient, and reliable. Also, when a code reaches the size and complexity of Octopus (currently more than 200,000 lines of source code), the amount of time required for maintenance and for adding new features becomes considerable. Therefore, continuous efforts at optimizing, validating, and improving the source code quality are needed. These efforts are essential, but often do not get the attention they deserve. In this section we present some noteworthy developments to improve the code reliability and efficiency, to make the project easier to maintain, and to tackle new computer architecture challenges.

A. Web application for analyzing regression tests

In a complex code like Octopus, every new development may have unintended side effects, possibly introducing errors to already existing features. To avoid such a regression, every change to the code is required to pass a suite of tests before being accepted. This suite is executed automatically using Buildbot¹⁷⁷ and is integrated with the continuous integration

framework of the gitlab platform where Octopus is hosted for several years now. The testsuite is executed with 30 different toolchains spanning a variety of architectures, compilers, and MPI libraries. It contains currently about 180 tests that execute Octopus roughly 740 times and that contain about 12000 comparisons to reference values. The overall coverage of the tests is determined using the `codecov.io` service and lies at about 71% at the moment.

Although the testsuite is efficient in avoiding regressions, analyzing why a test failed has been difficult so far due to the large amount of data generated. Thus, we have implemented an interactive analysis and visualization of the testsuite results as a web application available at <https://octopus-code.org/testsuite/>. This application makes it easier to understand why a test failed: is it a problem with just one toolchain, *e.g.*, a particular architecture, or is it simply a larger numerical variation of the results? Moreover, it facilitates updating the tests and improving the testsuite itself.

The application has been implemented using the web framework Django coupled to a Postgres database. The testsuite results are automatically uploaded by the Buildbot service as soon as they are available. The application allows to analyze single toolchain runs and single comparison matches and to compare all toolchain runs for a single commit in git. It provides histograms to judge if there are outliers or if it is a broad distribution; moreover this allows to determine, *e.g.*, if there is a difference between MPI and non-MPI toolchains. This application has already helped to identify bugs causing regressions and will continue to be useful to understand failed tests, update them, and to improve the testsuite.

B. Improving ground-state calculations

To improve the reliability of ground-state calculations with Octopus, the default eigensolver used inside the self-consistent field (SCF) cycle has been improved and different real-space preconditioners for the eigensolvers have been evaluated.

The default eigensolver, a conjugate-gradients algorithm, has been improved over the previous implementation by now following closely Ref. 167, which greatly improves the reliability of the solver. The updated implementation differs from Ref. 167 in only one point: by default, the current band is not orthogonalized against all bands, instead it is only orthogonalized against previously computed bands with lower energies. According to our tests, in Octopus, this leads to a faster convergence for most cases.

Preconditioners for eigensolvers are an integral part of SCF calculations because they greatly accelerate convergence. They achieve this by applying an approximate inverse of the Hamiltonian in each iteration that leaves the solution invariant and brings the system closer to the real solution. As Octopus uses a real-space grid (as opposed to plane waves like in Ref. 167), different preconditioners are needed. A range of preconditioners has been compared for a wide variety of systems, comprising molecules, semiconductors, metallic systems, and surfaces to test convergence for very different cases.

The default preconditioner in Octopus is a low-pass filter obtained by adding the neighbouring values in each dimension to the current value at a grid point, weighted by a certain factor α

$$\psi'_{i,j,k} = \alpha\psi_{i,j,k} + (1 - \alpha) (\psi_{i-1,j,k} + \psi_{i+1,j,k} + \psi_{i,j-1,k} + \psi_{i,j+1,k} + \psi_{i,j,k-1} + \psi_{i,j,k+1}) . \quad (76)$$

This preconditioner was first described by Saad et al.¹⁷⁸ with $\alpha = 0.5$. It has proven to be the most effective preconditioner in our comparison because it is quite cheap to apply and it nevertheless decreases the number of SCF iterations noticeably. It can also be understood as two weighted Jacobi iterations (up to a prefactor) to solve for the inverse of the kinetic term of the Hamiltonian (i.e., $0.5\Delta\psi' = \psi$). From the convergence radius of the Jacobi iterations, we can conclude that the allowed values for α are between 0.5 and 1. From theoretical considerations of damping of different spatial wavelengths during Jacobi iterations (see Ref. 179, Secs. 4.1.3, 4.2), the ideal value should be 0.75 to most effectively damp high spatial frequencies. In practice, we find that this depends on the system. Moreover, increasing the number of Jacobi iterations does not make the preconditioner more effective. Also, using a single Jacobi iteration (i.e., dividing by the diagonal of the Laplacian) does not speed up the convergence significantly.

A multigrid method similar to the one implemented in GPAW¹⁸⁰ also uses Jacobi iterations to solve for the kinetic Hamiltonian, but employs different grids to reach a faster decrease of the error. Although this method reduces the number of SCF iterations, it is computationally more expensive because the Laplacian is applied several times for each iteration and thus less effective than the filter preconditioner.

A preconditioner specifically targeting real-space methods was proposed by Seitsonen *et al.*¹⁸¹ It uses the ratio between the difference of the energy and the potential to the kinetic energy (their Eq. (3)) with a preconditioning function (their Eq. (4)) originally from

Ref. 167. However, this preconditioner did not speed up convergence significantly when used in Octopus.

Another way to get an approximate inverse of the Hamiltonian is to solve the Poisson equation associated with the kinetic part of the Hamiltonian. This reduces the number of iterations needed to converge the SCF calculation, but it increases the total calculation time, as each iteration is much more costly.

In summary, we find that for our real-space code, the filter preconditioner is most effective in reducing the total time needed to compute ground states because it reduces the total number of iterations without being computationally too expensive.

Nonetheless, sometimes certain states cannot be fully converged using a preconditioner, especially for calculations with many unoccupied states. In this case, restarting without preconditioner is needed to obtain full SCF convergence. The reasons are still under investigation.

C. Novel multi-system framework

In the way Octopus was originally designed, the entire code was structured around the idea that there was only one system (albeit of arbitrary size and complexity) with an associated Hamiltonian. This was typically a combined system of electrons and nuclei, where the former were described using DFT and the latter were treated classically. All possible sorts of interactions of this system with some external source (e.g., external electromagnetic fields, solvents described with the PCM, etc) were then added in an *ad hoc* fashion. Although this approach worked well for many features and applications, its limitations became evident with several recent developments, in particular the coupled Maxwell-Kohn-Sham equations described in Sec. II, where the Kohn-Sham orbitals need to be time-propagated alongside the Maxwell fields.

This has prompted us to start a major refactoring of the code, where the full physical system is treated as several subsystems interacting with each other. Such subsystems can be electrons, nuclei, Maxwell fields, etc. While this framework was mainly motivated by the Maxwell-TDDFT coupling, it has been implemented very generically so that all the existing features can be converted to it and that, in the future, many other developments which require the coupling of several subsystems can be based on this.

D. Memory layout

A new memory layout for storing the orbitals was introduced in Ref. 182, where all states are stored in a number of smaller batches with the innermost index being the state index instead of the real-space grid index. Thus, for all states in a batch, exactly the same operations can be executed when looping over the grid while accessing memory contiguously. This allows efficient parallelization on GPUs, where all threads in a warp need to execute the same instructions, as well as vectorization on CPUs, where one instruction can operate on several data points. To fully utilize these instructions, the kernel for computing finite differences (e.g., the Laplacian) has been specialized to explicitly use SSE, AVX, or AVX512 instructions. Now, more parts of the code have been ported to use this new layout to increase their performance and, whenever possible, the code will use this layout by default.

E. GPUs

The first GPU implementation has been described in Ref. 182. This was based on OpenCL and was limited to a small selection of numerical algorithms and calculation modes. These included some of the most commonly used features of the code or algorithms that were particularly suited for GPU porting, like the RMM-DIIS eigensolver for ground-state calculations or the enforced time-reversal-symmetry propagator for time-dependent calculations. Since then, the GPU implementation has been expanded in several different ways. Most notably, it now supports CUDA through an additional compatibility layer. The number of supported features and algorithms has also been increasing steadily, such that most time-dependent calculations can now be run efficiently on GPUs. The implementation has also been expanded to support multiple devices per host. Using the packed storage format described above, Octopus is able to store the states fully in the GPU memory, provided the memory is large enough, thus reducing memory transfers to a minimum. Recently, this was improved further by removing frequent allocations and deallocations of temporary variables on the GPU, now using a custom memory management for those. This proved very effective in improving the scaling to several GPUs, also to several nodes with GPUs.

We show two examples of time-dependent runs in Fig. 16. For the first example (left panel), β -cyclodextrine was used as an input system and the simulation was run on the GPU

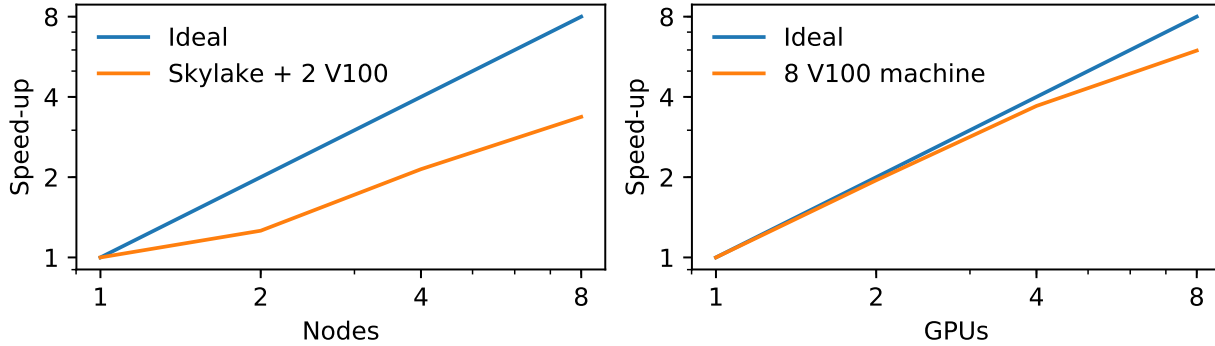


Figure 16. Scaling plots for the GPU implementation of Octopus. The left panel shows speed-up for a machine with two 20-core Intel Xeon 6148 Gold sockets (Skylake architecture) and two V100 GPUs (PCIe) per node. The right panel shows speed-up for a Supermicro server with 8 V100 GPUs (NVLink).

island of the COBRA supercomputer at the Max Planck Computing and Data Facility. Each node in this island consists of two 20-core Intel Xeon 6148 Gold sockets (Skylake architecture) with two Nvidia Volta 100 GPUs (PCIe); the nodes are connected with an Omnipath fabric (100 Gbit/s). When executed on a full node with GPUs, the average time step for the example is a factor of 4.8 faster than on one full CPU node, i.e., the time to solution is reduced by a factor of 4.8. This also means that the GPU version consumes less energy: although one GPU node draws more power than a CPU node (ca. 950 W vs 450 W), the faster execution time reduces the overall energy to solution by a factor of 2.3 when running on a GPU node. When scaling to 2, 4, and 8 nodes, the speed-up is 1.26, 2.14 and 3.37, respectively, and the corresponding parallel efficiency is 63%, 54%, and 42%. Although the scaling is not yet perfect, it has improved considerably and also hints at the need for improving inter-node communication. For the second example (Fig. 16, right panel), a time-dependent simulation of a part of a chlorophyll complex was executed on a Supermicro server with two 8-core Intel Xeon 6134 Gold CPUs (Skylake architecture) and eight Nvidia Volta 100 GPUs interconnected with NVLink. Here, the speed-up of the average time step of the simulation when using 2, 4, and 8 GPUs is 1.95, 3.70, and 5.97 which corresponds to parallel efficiencies of 97%, 93%, and 75%. These efficiencies are much better than for the multi-node example, probably because data is only communicated within one node. For both examples, all states were stored in the GPU memory, and the parallelization was achieved

by distributing the states only. Distributing the grid (i.e., parallelization over domain) is not as effective, because it leads to more frequent communication, and thus has a larger overhead.

Our current and future efforts regarding the GPU implementation are focused on two aspects. First, we are planning to enhance the existing implementation by improving the communication, possibly by overlapping computation and communication, and by optimizing the existing kernels. Second, we want to port more algorithms that are currently only implemented for the CPU version, especially for spin-dependent calculations and ground-state runs. This is a long-term effort and the ultimate goal is to have as many features and algorithms as possible running efficiently on GPUs.

XVII. CONCLUSIONS

It has been almost 20 years since the development of Octopus started. During this period the code has matured and expanded to cover an ever-growing range of methods, theories, applications, and systems. It has also continuously adapted to the available computer architectures and computing paradigms, allowing researchers to tackle increasingly challenging problems in electronic structure theory.

Although many of the code capabilities have been routinely used by many groups around the world, mainly to study electronic excited states properties and dynamics, which still remain to a large extent the core of Octopus, we believe the main reason for the code's success lies elsewhere. From the beginning, the code has been designed to take full advantage of the flexibility and versatility offered by the use of real-space grids and provide developers with a framework to easily implement and test new ideas and methods that can be later on adopted by other codes (as it has already been the case with quite a few features previously developed within Octopus). This is demonstrated by the number of new theoretical methodologies and frameworks presented in this paper to deal with non-equilibrium phenomena of complex systems and to address the combined dynamics of electrons, phonons, and photons that go beyond what can be found in other electronic structure codes. This includes several novel approaches to treat the coupling of the electronic systems to the photons, like the coupled Maxwell-Kohn-Sham equations, the OEP approach to the electron-photon coupling, and the dressed RDMFT. Other examples include the description of magnons in real-time and the

orbital magneto-optical response in solids and molecules using the Sternheimer approach. In the case of magnons, supercells need to be employed, and the scalability of real-space grid methods make this approach very promising for future applications in more complex correlated magnetic systems. We expect that many of these methods and approaches will be integrated into other electronic-structure codes and will become standard tools in the near future.

The code flexibility is also demonstrated by the variety of systems that it can efficiently treat, as the applications showcased in this paper include molecules, nanoparticles, model systems, solvents, solids, monolayers, etc. Particularly noteworthy is the efficient treatment of periodic systems, which traditionally have been described using plane-wave basis-sets, and this has been achieved without loss of accuracy, as shown by our results for the Delta-factor test. In the end, it is our hope that combining this flexibility with a growing range of methodologies will provide researchers with the necessary tools to study new challenging phenomena, like novel correlated materials, out of equilibrium physics, or coupled electron-boson systems.

We have also discussed recent improvements in performance and scalability, with particular emphasis on the GPU support. These developments are crucial in the view of the new challenges that electronic-structure applications are facing with the upcoming exaflop supercomputers.

Finally, several other implementations are in the pipeline, such as Floquet and cavity QED materials engineering, multitrajectory methods to deal with the nonadiabatic electron-ion dynamics, treatment of open quantum dissipative systems, spectroscopies with entangled photons, etc. All of these should be available to the users in the next years, so we invite you to stay tuned to the Octopus webpage at <https://octopus-code.org/>.

ACKNOWLEDGMENTS

The authors would like to thank all the people that have contributed to the development of Octopus over the last two decades. They would also like to thank Lin Lin for useful and interesting discussions and acknowledge the open discussions about real space methods with the group of Prof. Chelikowsky. This work was supported by the European Research Council (ERC-2015-AdG694097), the Cluster of Excellence “Advanced Imaging of

Matter” (AIM), Grupos Consolidados (IT1249-19) and SFB925. The Flatiron Institute is a division of the Simons Foundation. XA, AW and AC acknowledge that part of this work was performed under the auspices of the U.S. Department of Energy at Lawrence Livermore National Laboratory under Contract DE-AC52-07A27344. JJS gratefully acknowledges the funding from the European Union Horizon 2020 research and innovation program under the Marie Skłodowska-Curie Grant Agreement No. 795246-StrongLights. JF acknowledges financial support from the Deutsche Forschungsgemeinschaft (DFG Forschungsstipendium FL 997/1-1). DS acknowledges University of California, Merced start-up funding.

REFERENCES

- ¹M. A. L. Marques, A. Rubio, E. K. Gross, K. Burke, F. Nogueira, and C. A. Ullrich, Time-dependent density functional theory, Vol. 706 (Springer Science & Business Media, 2006).
- ²M. A. L. Marques, N. T. Maitra, F. M. Nogueira, E. K. Gross, and A. Rubio, Fundamentals of time-dependent density functional theory, Vol. 837 (Springer Science & Business Media, 2012).
- ³T. W. Ebbesen, “Hybrid light–matter states in a molecular and material science perspective,” *Accounts of Chemical Research* **49**, 2403–2412 (2016).
- ⁴M. Ruggenthaler, J. Flick, C. Pellegrini, H. Appel, I. V. Tokatly, and A. Rubio, “Quantum-electrodynamical density-functional theory: Bridging quantum optics and electronic-structure theory,” *Phys. Rev. A* **90**, 012508 (2014).
- ⁵J. Flick, M. Ruggenthaler, H. Appel, and A. Rubio, “Kohn-sham approach to quantum electro-dynamical density-functional theory: Exact time-dependent effective potentials in real space,” *Proc. Natl. Acad. Sci. U. S. A.* **112**, 15285–15290 (2015).
- ⁶J. Flick, N. Rivera, and P. Narang, “Strong light-matter coupling in quantum chemistry and quantum photonics,” *Nanophotonics* **7**, 1479–1501 (2018).
- ⁷J. Feist, J. Galego, and F. J. Garcia-Vidal, “Polaritonic chemistry with organic molecules,” *ACS Photonics* **5**, 205–216 (2017).
- ⁸R. F. Ribeiro, L. A. Martínez-Martínez, M. Du, J. Campos-Gonzalez-Angulo, and J. Yuen-Zhou, “Polariton chemistry: controlling molecular dynamics with optical cavities,” *Chemical science* **9**, 6325–6339 (2018).

- ⁹A. F. Kockum, A. Miranowicz, S. De Liberato, S. Savasta, and F. Nori, “Ultrastrong coupling between light and matter,” *Nature Reviews Physics* **1**, 19–40 (2019).
- ¹⁰I. V. Tokatly, “Time-dependent density functional theory for many-electron systems interacting with cavity photons,” *Phys. Rev. Lett.* **110**, 233001 (2013).
- ¹¹J. Flick, Exact nonadiabatic many-body dynamics: Electron-phonon coupling in photoelectron spectroscopy. Ph.D. thesis, Humboldt-Universität zu Berlin Berlin (2016).
- ¹²M. Ruggenthaler, N. Tancogne-Dejean, J. Flick, H. Appel, and A. Rubio, “From a quantum-electrodynamical light–matter description to novel spectroscopies,” *Nature Reviews Chemistry* **2**, 0118 (2018).
- ¹³J. Flick, C. Schäfer, M. Ruggenthaler, H. Appel, and A. Rubio, “Ab initio optimized effective potentials for real molecules in optical cavities: Photon contributions to the molecular ground state,” *ACS Photonics* **5**, 992–1005 (2018).
- ¹⁴C. Schäfer, M. Ruggenthaler, H. Appel, and A. Rubio, “Modification of excitation and charge transfer in cavity quantum-electrodynamical chemistry,” *Proceedings of the National Academy of Sciences* **116**, 4883–4892 (2019).
- ¹⁵A. Castro, A first-principles time-dependent density functional theory scheme for the computation of the electronic structure of molecules. Ph.D. thesis, PhD. Thesis, University of Valladolid, 2004. The thesis can be downloaded (2004).
- ¹⁶X. Andrade, “Linear and non-linear response phenomena of molecular systems within time-dependent density functional theory,” (2010).
- ¹⁷M. A. Marques, A. Castro, G. F. Bertsch, and A. Rubio, “octopus: a first-principles tool for excited electron dynamics,” *Computer Physics Communications* **151**, 60 – 78 (2003).
- ¹⁸A. Castro, H. Appel, M. Oliveira, C. A. Rozzi, X. Andrade, F. Lorenzen, M. A. L. Marques, E. K. U. Gross, and A. Rubio, “octopus: a tool for the application of time-dependent density functional theory,” *physica status solidi (b)* **243**, 2465–2488 (2006).
- ¹⁹X. Andrade, D. Strubbe, U. De Giovannini, A. H. Larsen, M. J. T. Oliveira, J. Alberdi-Rodriguez, A. Varas, I. Theophilou, N. Helbig, M. J. Verstraete, L. Stella, F. Nogueira, A. Aspuru-Guzik, A. Castro, M. A. L. Marques, and A. Rubio, “Real-space grids and the Octopus code as tools for the development of new simulation approaches for electronic systems,” *Phys. Chem. Chem. Phys.* **17**, 31371–31396 (2015).
- ²⁰The Octopus code, tutorials, and examples can be found on its website at [https://](https://octopus-code.org/)

octopus-code.org/.

- ²¹R. Jestädt, M. Ruggenthaler, M. J. T. Oliveira, A. Rubio, and H. Appel, “Light-matter interactions within the Ehrenfest-Maxwell-Pauli-Kohn-Sham framework: fundamentals, implementation, and nano-optical applications,” *Advances in Physics* (in press), arXiv:1812.05049.
- ²²G. F. Bertsch, J.-I. Iwata, A. Rubio, and K. Yabana, “Real-space, real-time method for the dielectric function,” *Phys. Rev. B* **62**, 7998–8002 (2000).
- ²³A. Taflove and S. Hagness, Computational Electrodynamics: The Finite-difference Time-domain Method Artech House antennas and propagation library (Artech House, 2005).
- ²⁴I. Bialynicki-Birula, “On the wave function of the photon,” *Acta Physica Polonica-Series A General Physics* **86**, 97–116 (1994).
- ²⁵S. Ludwig, “Elektromagnetische grundgleichungen in bivectorieller behandlung,” *Annalen der Physik* **327**, 579–586 (1907).
- ²⁶R. Loudon, The quantum theory of light (Oxford Science Publications, 1988).
- ²⁷D. P. Craig and T. Thirunamachandran, Molecular quantum electrodynamics: an introduction to radiation (Courier Corporation, 1998).
- ²⁸J. J. Baumberg, J. Aizpurua, M. H. Mikkelsen, and D. R. Smith, “Extreme nanophotonics from ultrathin metallic gaps,” *Nature Materials* **18**, 668–678 (2019).
- ²⁹C. Pellegrini, J. Flick, I. V. Tokatly, H. Appel, and A. Rubio, “Optimized effective potential for quantum electrodynamical time-dependent density functional theory,” *Phys. Rev. Lett.* **115**, 093001 (2015).
- ³⁰S. Kümmel and L. Kronik, “Orbital-dependent density functionals: Theory and applications,” *Rev. Mod. Phys.* **80**, 3–60 (2008).
- ³¹S. Kümmel and J. P. Perdew, “Simple iterative construction of the optimized effective potential for orbital functionals, including exact exchange,” *Phys. Rev. Lett.* **90**, 043004 (2003).
- ³²T. W. Hollins, S. J. Clark, K. Refson, and N. I. Gidopoulos, “Optimized effective potential using the hylleraas variational method,” *Phys. Rev. B* **85**, 235126 (2012).
- ³³J. Krieger, Y. Li, and G. Iafrate, “Derivation and application of an accurate kohn-sham potential with integer discontinuity,” *Physics Letters A* **146**, 256 – 260 (1990).
- ³⁴J. B. Krieger, Y. Li, and G. J. Iafrate, “Construction and application of an accurate local spin-polarized kohn-sham potential with integer discontinuity: Exchange-only theory,”

- Phys. Rev. A **45**, 101–126 (1992).
- ³⁵J. B. Krieger, Y. Li, and G. J. Iafrate, “Systematic approximations to the optimized effective potential: Application to orbital-density-functional theory,” Phys. Rev. A **46**, 5453–5458 (1992).
- ³⁶C. Schäfer, M. Ruggenthaler, and A. Rubio, “Ab initio nonrelativistic quantum electrodynamics: Bridging quantum chemistry and quantum optics from weak to strong coupling,” Phys. Rev. A **98**, 043801 (2018).
- ³⁷V. Rokaž, D. M. Welakuh, M. Ruggenthaler, and A. Rubio, “Lightmatter interaction in the long-wavelength limit: no ground-state without dipole self-energy,” Journal of Physics B: Atomic, Molecular and Optical Physics **51**, 034005 (2018).
- ³⁸J. Flick and P. Narang, “Cavity-correlated electron-nuclear dynamics from first principles,” Phys. Rev. Lett. **121**, 113002 (2018).
- ³⁹J. Flick, D. M. Welakuh, M. Ruggenthaler, H. Appel, and A. Rubio, “Light-matter response functions in quantum-electrodynamical density-functional theory: Modifications of spectra and of the maxwell equations,” accepted for publication in ACS Photonics (2019), arXiv:1803.02519.
- ⁴⁰N. M. Hoffmann, C. Schäfer, A. Rubio, A. Kelly, and H. Appel, “Capturing vacuum fluctuations and photon correlations in cavity quantum electrodynamics with multitrajectory ehrenfest dynamics,” Phys. Rev. A **99**, 063819 (2019).
- ⁴¹J. Galego, C. Climent, F. J. Garcia-Vidal, and J. Feist, “Cavity Casimir-Polder forces and their effects in ground state chemical reactivity,” Phys. Rev. X **9**, 1–22 (2019).
- ⁴²C. Schäfer, M. Ruggenthaler, and A. Rubio, “Ab initio nonrelativistic quantum electrodynamics: Bridging quantum chemistry and quantum optics from weak to strong coupling,” Physical Review A **98**, 043801 (2018).
- ⁴³Note that Hartree-Fock theory is also included within RDMFT by fixing the orbital occupations to 0 and 1.
- ⁴⁴F. Buchholz, I. Theophilou, S. E. B. Nielsen, M. Ruggenthaler, and A. Rubio, “Reduced density-matrix approach to strong matter-photon interaction,” ACS Photonics **6**, 2694–2711 (2019).
- ⁴⁵X. Andrade, D. A. Strubbe, U. De Giovannini, A. H. Larsen, M. J. T. Oliveira, J. Alberdi-Rodriguez, A. Varas, I. Theophilou, N. Helbig, M. Verstraete, L. Stella, F. Nogueira, A. Aspuru-Guzik, A. Castro, M. A. L. Marques, and Á. Rubio, “Real-space grids and

the Octopus code as tools for the development of new simulation approaches for electronic systems,” *Phys. Chem. Chem. Phys.* **17**, 31371–31396 (2015).

⁴⁶At the current state of the code, we have only implemented the so-called Müller functional,¹⁶⁴ but one could potentially use any RDMFT functional to approximate two-body expression.

⁴⁷A. J. Coleman, “Structure of fermion density matrices,” *Rev. Mod. Phys.* **35**, 668–686 (1963).

⁴⁸The respective results for the equilibrium distance $b = 1.61$ bohr are shown in Ref. 44, Sec. 7.

⁴⁹Performed with the many-body routine of Octopus, see Ref. 19, Sec. 13 for details.

⁵⁰V. I. Anisimov, J. Zaanen, and O. K. Andersen, “Band theory and Mott insulators: Hubbard U instead of Stoner I,” *Physical Review B* **44**, 943 (1991).

⁵¹V. I. Anisimov, I. V. Solovyev, M. A. Korotin, M. T. Czyżyk, and G. A. Sawatzky, “Density-functional theory and NiO photoemission spectra,” *Physical Review B* **48**, 16929 (1993).

⁵²A. I. Liechtenstein, V. I. Anisimov, and J. Zaanen, “Density-functional theory and strong interactions: Orbital ordering in Mott-Hubbard insulators,” *Physical Review B* **52**, R5467 (1995).

⁵³V. I. Anisimov, F. Aryasetiawan, and A. Lichtenstein, “First-principles calculations of the electronic structure and spectra of strongly correlated systems: the lda+ u method,” *Journal of Physics: Condensed Matter* **9**, 767 (1997).

⁵⁴K. Haule, “Exact double counting in combining the dynamical mean field theory and the density functional theory,” *Phys. Rev. Lett.* **115**, 196403 (2015).

⁵⁵A. G. Petukhov, I. I. Mazin, L. Chioncel, and A. I. Lichtenstein, “Correlated metals and the LDA + u method,” *Phys. Rev. B* **67**, 153106 (2003).

⁵⁶S. L. Dudarev, G. A. Botton, S. Y. Savrasov, C. J. Humphreys, and A. P. Sutton, “Electron-energy-loss spectra and the structural stability of nickel oxide: An lsda+u study,” *Phys. Rev. B* **57**, 1505–1509 (1998).

⁵⁷M. T. Czyżyk and G. A. Sawatzky, “Local-density functional and on-site correlations: The electronic structure of La_2CuO_4 and LaCuO_3 ,” *Phys. Rev. B* **49**, 14211–14228 (1994).

⁵⁸N. Tancogne-Dejean, M. J. T. Oliveira, and A. Rubio, “Self-consistent DFT + u method for real-space time-dependent density functional theory calculations,” *Phys. Rev. B* **96**,

245133 (2017).

- ⁵⁹L. Xian, D. M. Kennes, N. Tancogne-Dejean, M. Altarelli, and A. Rubio, “Multiflat bands and strong correlations in twisted bilayer boron nitride: Doping-induced correlated insulator and superconductor,” *Nano letters* **19**, 4934–4940 (2019).
- ⁶⁰N. Tancogne-Dejean and A. Rubio, “Parameter-free hybrid functional based on an extended hubbard model: Dft+u+v,” arXiv:1911.10813 (2019).
- ⁶¹L. A. Agapito, S. Curtarolo, and M. Buongiorno Nardelli, “Reformulation of DFT + u as a pseudohybrid hubbard density functional for accelerated materials discovery,” *Phys. Rev. X* **5**, 011006 (2015).
- ⁶²G. E. Topp, N. Tancogne-Dejean, A. F. Kemper, A. Rubio, and M. A. Sentef, “All-optical nonequilibrium pathway to stabilising magnetic weyl semimetals in pyrochlore iridates,” *Nature communications* **9**, 4452 (2018).
- ⁶³N. Tancogne-Dejean, M. A. Sentef, and A. Rubio, “Ultrafast modification of hubbard u in a strongly correlated material: Ab initio high-harmonic generation in nio,” *Phys. Rev. Lett.* **121**, 097402 (2018).
- ⁶⁴K. Berland, V. R. Cooper, K. Lee, E. Schröder, T. Thonhauser, P. Hyldgaard, and B. I. Lundqvist, “van der waals forces in density functional theory: a review of the vdw-df method,” *Reports on Progress in Physics* **78**, 066501 (2015).
- ⁶⁵K. Berland, V. R. Cooper, K. Lee, E. Schröder, T. Thonhauser, P. Hyldgaard, and B. I. Lundqvist, “van der Waals forces in density functional theory: a review of the vdW-DF method,” *Reports on Progress in Physics* **78**, 066501 (2015).
- ⁶⁶S. Grimme, J. Antony, S. Ehrlich, and H. Krieg, “A consistent and accurate ab initio parametrization of density functional dispersion correction (dft-d) for the 94 elements h-pu,” *The Journal of Chemical Physics* **132**, 154104 (2010).
- ⁶⁷A. Tkatchenko and M. Scheffler, “Accurate molecular van der waals interactions from ground-state electron density and free-atom reference data,” *Phys. Rev. Lett.* **102**, 073005 (2009).
- ⁶⁸A. H. Larsen, M. Kuisma, J. Lfgren, Y. Pouillon, P. Erhart, and P. Hyldgaard, “libvdwxc: a library for exchange–correlation functionals in the vdW-DF family,” *Modelling and Simulation in Materials Science and Engineering* **25**, 065004 (2017).
- ⁶⁹J. P. Perdew and Y. Wang, “Accurate and simple analytic representation of the electron-gas correlation energy,” *Physical Review B* **45**, 13244–13249 (1992).

- ⁷⁰G. Román-Pérez and J. M. Soler, “Efficient implementation of a van der Waals density functional: Application to double-wall carbon nanotubes,” *Physical Review Letters* **103**, 096102 (2009).
- ⁷¹M. Frigo and S. G. Johnson, “The design and implementation of FFTW3,” *Proceedings of the IEEE* **93**, 216–231 (2005), special issue on “Program Generation, Optimization, and Platform Adaptation”.
- ⁷²M. Dion, H. Rydberg, E. Schröder, D. C. Langreth, and B. I. Lundqvist, “Van der Waals density functional for general geometries,” *Physical Review Letters* **92**, 246401 (2004).
- ⁷³M. Dion, H. Rydberg, E. Schröder, D. C. Langreth, and B. I. Lundqvist, “Erratum: Van der Waals density functional for general geometries [phys. rev. lett. **92**, 246401 (2004)],” *Physical Review Letters* **95**, 109902 (2005).
- ⁷⁴K. Lee, E. D. Murray, L. Kong, B. I. Lundqvist, and D. C. Langreth, “Higher-accuracy van der Waals density functional,” *Physical Review B* **82**, 081101 (2010).
- ⁷⁵K. Berland and P. Hyldgaard, “Exchange functional that tests the robustness of the plasmon description of the van der Waals density functional,” *Physical Review B* **89**, 035412 (2014).
- ⁷⁶J. Klimeš, D. R. Bowler, and A. Michaelides, “Chemical accuracy for the van der Waals density functional,” *Journal of Physics: Condensed Matter* **22**, 022201 (2010).
- ⁷⁷V. R. Cooper, “van der Waals density functional: An appropriate exchange functional,” *Physical Review B* **81**, 161104 (2010).
- ⁷⁸J. Tomasi, B. Mennucci, and R. Cammi, “Quantum mechanical continuum solvation models,” *Chem. Rev.* **105**, 2999–3094 (2005).
- ⁷⁹J. Tomasi and M. Persico, “Molecular interactions in solution: An overview of methods based on continuous distributions of the solvent,” *Chem. Rev.* **94**, 2027–2094 (1994).
- ⁸⁰J. Tomasi, “The physical model,” in *Continuum Solvation Models in Chemical Physics: From Theory to* edited by B. Mennucci and R. Cammi (Wiley & Sons, Chichester, UK, 2007) Chap. Sect. 1.1, p. 16.
- ⁸¹A. Delgado, S. Corni, S. Pittalis, and C. A. Rozzi, “Modeling solvation effects in real-space and real-time within density functional approaches,” *The Journal of Chemical Physics* **143**, 144111 (2015).
- ⁸²E. Cancés, B. Mennucci, and J. Tomasi, “A new integral equation formalism for the polarizable continuum model: Theoretical background and applications to isotropic and

- anisotropic dielectrics,” *J. Chem. Phys.* **107**, 3032 (1997).
- ⁸³J.-L. Pascual-ahuir, E. Silla, and I. Tunon, “Gepol: An improved description of molecular surfaces. iii. a new algorithm for the computation of a solvent-excluding surface,” *J. Comput. Chem.* **15**, 1127–1138 (1994).
- ⁸⁴M. W. Schmidt, K. K. Baldrige, J. A. Boatz, S. T. Elbert, M. S. Gordon, J. H. Jensen, S. Koseki, N. Matsunaga, K. A. Nguyen, S. Su, *et al.*, “General atomic and molecular electronic structure system,” *Journal of Computational Chemistry* **14**, 1347–1363 (1993).
- ⁸⁵J. Perdew, K. Burke, and M. Ernzerhof, “Perdew, burke, and ernzerhof reply,” *Physical Review Letters* **80**, 891 (1998).
- ⁸⁶M. Caricato, F. Ingrosso, B. Mennucci, and J. Tomasi, “A time-dependent polarizable continuum model: theory and application.” *J Chem Phys* **122**, 154501 (2005).
- ⁸⁷R. Cammi and J. Tomasi, “Nonequilibrium solvation theory for the polarizable continuum model: A new formulation at the SCF level with application to the case of the frequency-dependent linear electric response function,” *Int. J. Quantum Chem.* **56**, 465–474 (1995).
- ⁸⁸S. Corni, S. Pipolo, and R. Cammi, “Equation of motion for the solvent polarization apparent charges in the polarizable continuum model: Application to real-time tddft.” *J. Phys. Chem. A* **119**, 5405–5416 (2014).
- ⁸⁹G. Gil, S. Pipolo, A. Delgado, C. A. Rozzi, and S. Corni, “Nonequilibrium solvent polarization effects in real-time electronic dynamics of solute molecules subject to time-dependent electric fields: A new feature of the polarizable continuum model,” *Journal of Chemical Theory and Computation* **15**, 2306–2319 (2019).
- ⁹⁰L. Onsager, “Electric moments of molecules in liquids,” *J. Am. Chem. Soc.* **58**, 1486–1493 (1936).
- ⁹¹S. Corni, R. Cammi, B. Mennucci, and J. Tomasi, “Electronic excitation energies of molecules in solution within continuum solvation models: Investigating the discrepancy between state-specific and linear-response methods,” *J. Chem. Phys.* **123** (2005).
- ⁹²P. Buczek, A. Ernst, and L. M. Sandratskii, “Different dimensionality trends in the Landau damping of magnons in iron, cobalt, and nickel: Time-dependent density functional study,” *Phys. Rev. B* **84**, 174418 (2011).
- ⁹³M. Niesert, *Ab initio Calculations of Spin-Wave Excitation Spectra from Time-Dependent Density-Fun*
Dr. (univ.), RWTH Aachen (2011), record converted from VDB: 12.11.2012; Aachen, RWTH, Diss., 2011.

- ⁹⁴B. Rousseau, A. Eiguren, and A. Bergara, “Efficient computation of magnon dispersions within time-dependent density functional theory using maximally localized wannier functions,” *Phys. Rev. B* **85**, 054305 (2012).
- ⁹⁵T. Gorni, I. Timrov, and S. Baroni, “Spin dynamics from time-dependent density functional perturbation theory,” *The European Physical Journal B* **91**, 249 (2018).
- ⁹⁶K. Cao, H. Lambert, P. G. Radaelli, and F. Giustino, “Ab initio calculation of spin fluctuation spectra using time-dependent density functional perturbation theory, plane waves, and pseudopotentials,” *Phys. Rev. B* **97**, 024420 (2018).
- ⁹⁷N. Singh, P. Elliott, T. Nautiyal, J. K. Dewhurst, and S. Sharma, “Adiabatic generalized gradient approximation kernel in time-dependent density functional theory,” *Phys. Rev. B* **99**, 035151 (2019).
- ⁹⁸S. Y. Savrasov, “Linear response calculations of spin fluctuations,” *Phys. Rev. Lett.* **81**, 2570–2573 (1998).
- ⁹⁹N. Tancogne-Dejean, F. G. Eich, and A. Rubio, “Time-dependent magnons from first principles,” Submitted (2019).
- ¹⁰⁰L. M. Sandratskii, “Energy band structure calculations for crystals with spiral magnetic structure,” *physica status solidi (b)* **136**, 167–180 (1986).
- ¹⁰¹H. A. Mook and D. M. Paul, “Neutron-scattering measurement of the spin-wave spectra for nickel,” *Phys. Rev. Lett.* **54**, 227–229 (1985).
- ¹⁰²U. De Giovannini, G. Brunetto, A. Castro, J. Walkenhorst, and A. Rubio, “Simulating pump–probe photoelectron and absorption spectroscopy on the attosecond timescale with time-dependent density functional theory,” *ChemPhysChem* **14**, 1363–1376 (2013).
- ¹⁰³J. Walkenhorst, U. De Giovannini, A. Castro, and A. Rubio, “Tailored pump-probe transient spectroscopy with time-dependent density-functional theory: controlling absorption spectra,” *The European Physical Journal B* **89**, 128 (2016).
- ¹⁰⁴U. De Giovannini, “Pump-probe photoelectron spectra,” *Handbook of Materials Modeling: Methods: Theory and Modeling*, 1–19 (2018).
- ¹⁰⁵S. Sato, H. Hübener, U. De Giovannini, and A. Rubio, “Ab initio simulation of attosecond transient absorption spectroscopy in two-dimensional materials,” *Applied Sciences* **8**, 1777 (2018).
- ¹⁰⁶L. D. Barron, Molecular Light Scattering and Optical Activity, 2nd ed. (Cambridge University Press, Cambridge, 2004).

- ¹⁰⁷F. R. Keßler and J. Metzdorf, “Landau level spectroscopy: Interband effects and Faraday rotation,” in *Modern Problems in Condensed Matter Sciences*, Vol. 27.1, edited by V. M. Agranovich and A. A. Maradudin (Elsevier Science Publishers, Amsterdam, 1991) Chap. 11.
- ¹⁰⁸H. Solheim, K. Ruud, S. Coriani, and P. Norman, “Complex polarization propagator calculations of magnetic circular dichroism spectra,” *J. Chem. Phys.* **128**, 094103 (2008).
- ¹⁰⁹H. Solheim, K. Ruud, S. Coriani, and P. Norman, “The A and B terms of magnetic circular dichroism revisited,” *J. Phys. Chem. A* **112**, 9615–9618 (2008).
- ¹¹⁰K.-M. Lee, K. Yabana, and G. F. Bertsch, “Magnetic circular dichroism in real-time time-dependent density functional theory,” *J. Chem. Phys.* **134**, 144106 (2011).
- ¹¹¹M. Seth, M. Krykunov, T. Ziegler, J. Autschbach, and A. Banerjee, “Application of magnetically perturbed time-dependent density functional theory to magnetic circular dichroism: Calculation of B terms,” *J. Chem. Phys.* **128**, 144105 (2008).
- ¹¹²M. Seth, M. Krykunov, T. Ziegler, and J. Autschbach, “Application of magnetically perturbed time-dependent density functional theory to magnetic circular dichroism. II. Calculation of A terms,” *J. Chem. Phys.* **128**, 234102 (2008).
- ¹¹³I. V. Lebedeva, D. A. Strubbe, I. V. Tokatly, and A. Rubio, “Orbital magneto-optical response of periodic insulators from first principles,” *npj Computational Materials* **5**, 32 (2019).
- ¹¹⁴R. D. King-Smith and D. Vanderbilt, “Theory of polarization of crystalline solids,” *Phys. Rev. B* **47**, 1651–1654 (1993).
- ¹¹⁵D. Vanderbilt and R. D. King-Smith, “Electric polarization as a bulk quantity and its relation to surface charge,” *Phys. Rev. B* **48**, 4442–4455 (1993).
- ¹¹⁶R. Resta, “Macroscopic polarization in crystalline dielectrics: the geometric phase approach,” *Rev. Mod. Phys.* **66**, 899–915 (1994).
- ¹¹⁷A. M. Essin, A. M. Turner, J. E. Moore, and D. Vanderbilt, “Orbital magnetoelectric coupling in band insulators,” *Phys. Rev. B* **81**, 205104 (2010).
- ¹¹⁸K.-T. Chen and P. A. Lee, “Unified formalism for calculating polarization, magnetization, and more in a periodic insulator,” *Phys. Rev. B* **84**, 205137 (2011).
- ¹¹⁹X. Gonze and J. W. Zwanziger, “Density-operator theory of orbital magnetic susceptibility in periodic insulators,” *Phys. Rev. B* **84**, 064445 (2011).
- ¹²⁰X. Andrade, S. Botti, M. A. L. Marques, and A. Rubio, “Time-dependent density

- functional theory scheme for efficient calculations of dynamic (hyper)polarizabilities,” *J. Chem. Phys.* **126**, 184106 (2007).
- ¹²¹D. A. Strubbe, Optical and transport properties of organic molecules: Methods and applications (PhD thesis, University of California, Berkeley, USA, 2012).
- ¹²²D. A. Strubbe, L. Lehtovaara, A. Rubio, M. A. L. Marques, and S. G. Louie, “Response functions in TDDFT: Concepts and implementation,” in Fundamentals of Time-Dependent Density Functional Theory (Springer Berlin Heidelberg, Berlin, Heidelberg, 2012) pp. 139–166.
- ¹²³M. Lazzeri and F. Mauri, “High-order density-matrix perturbation theory,” *Phys. Rev. B* **68**, 161101 (2003).
- ¹²⁴X. Gonze and J.-P. Vigneron, “Density-functional approach to nonlinear-response coefficients of solids,” *Phys. Rev. B* **39**, 13120–13128 (1989).
- ¹²⁵A. D. Corso, F. Mauri, and A. Rubio, “Density-functional theory of the nonlinear optical susceptibility: Application to cubic semiconductors,” *Phys. Rev. B* **53**, 15638–15642 (1996).
- ¹²⁶J. A. Berger, “Fully parameter-free calculation of optical spectra for insulators, semiconductors, and metals from a simple polarization functional,” *Phys. Rev. Lett.* **115**, 137402 (2015).
- ¹²⁷S. Albrecht, L. Reining, R. Del Sole, and G. Onida, “Ab initio calculation of excitonic effects in the optical spectra of semiconductors,” *Phys. Rev. Lett.* **80**, 4510–4513 (1998).
- ¹²⁸S. Botti, F. Sottile, N. Vast, V. Olevano, L. Reining, H.-C. Weissker, A. Rubio, G. Onida, R. Del Sole, and R. W. Godby, “Long-range contribution to the exchange-correlation kernel of time-dependent density functional theory,” *Phys. Rev. B* **69**, 155112 (2004).
- ¹²⁹P. Lautenschlager, M. Garriga, L. Viña, and M. Cardona, “Temperature dependence of the dielectric function and interband critical points in silicon,” *Phys. Rev. B* **36**, 4821–4830 (1987).
- ¹³⁰U. De Giovannini and A. Castro, “Real-time and real-space time-dependent density-functional theory approach to attosecond dynamics,” in Attosecond Molecular Dynamics (Royal Society of Chemistry, Cambridge, 2018) pp. 424–461.
- ¹³¹U. De Giovannini, H. Hübener, and A. Rubio, “A First-Principles Time-Dependent Density Functional Theory Framework for Spin and Time-Resolved Angular-Resolved Photoelectron Spectroscopy in Periodic Systems,” *Journal of Chemical Theory and Computa-*

- tion **13**, 265–273 (2017).
- ¹³²L. Tao and A. Scrinzi, “Photo-electron momentum spectra from minimal volumes: the time-dependent surface flux method,” *New Journal of Physics* **14**, 013021 (2012).
- ¹³³P. Wopperer, U. De Giovannini, and A. Rubio, “Efficient and accurate modeling of electron photoemission in nanostructures with TDDFT,” *The European Physical Journal B* **90**, 1307 (2017).
- ¹³⁴U. De Giovannini, A. H. Larsen, A. Rubio, and A. Rubio, “Modeling electron dynamics coupled to continuum states in finite volumes with absorbing boundaries,” *The European Physical Journal B* **88**, 1–12 (2015).
- ¹³⁵S. A. Sato, H. Hübener, A. Rubio, and U. De Giovannini, “First-principles simulations for attosecond photoelectron spectroscopy based on time-dependent density functional theory,” *The European Physical Journal B* **91**, 126 (2018).
- ¹³⁶X. Andrade, A. Castro, D. Zueco, J. L. Alonso, P. Echenique, F. Falceto, and A. Rubio, “Modified Ehrenfest Formalism for Efficient Large-Scale ab initio Molecular Dynamics,” *Journal of Chemical Theory and Computation* **5**, 728–742 (2009).
- ¹³⁷H. Hübener, U. De Giovannini, and A. Rubio, “Phonon Driven Floquet Matter,” *Nano Lett* **18**, 1535–1542 (2018).
- ¹³⁸U. De Giovannini, H. Hübener, and A. Rubio, “Monitoring electron-photon dressing in WSe₂,” *Nano Letters* **16**, 7993–7998 (2016).
- ¹³⁹S. K. Takashi Oka, “Floquet Engineering of Quantum Materials,” *Annual Review of Condensed Matter Physics* **10**, annurev-conmatphys-031218-013423 (2018).
- ¹⁴⁰H. H. Umberto De Giovannini, “Floquet analysis of excitations in materials,” *Journal of Physics: Materials* (2019), 10.1088/2515-7639/ab387b.
- ¹⁴¹C. I. Blaga, J. Xu, A. D. DiChiara, E. Sistrunk, K. Zhang, P. Agostini, T. A. Miller, L. F. DiMauro, and C. D. Lin, “Imaging ultrafast molecular dynamics with laser-induced electron diffraction,” *Nature* **483**, 194–197 (2012).
- ¹⁴²F. Krečinić, P. Wopperer, B. Frusteri, F. Brauße, J.-G. Brisset, U. De Giovannini, A. Rubio, A. Rouzée, and M. J. J. Vrakking, “Multiple-orbital effects in laser-induced electron diffraction of aligned molecules,” *Physical Review A* **98**, 041401 (2018).
- ¹⁴³A. Trabatttoni, S. Trippel, U. De Giovannini, J. F. Olivieri, J. Wiese, T. Mullins, J. Onvlee, S.-K. Son, B. Frusteri, A. Rubio, and J. Küpper, “Setting the clock of photoelectron emission through molecular alignment,” e-print (2018), arXiv:1802.06622.

- ¹⁴⁴V. Recoules, F. Lambert, A. Decoster, B. Canaud, and J. Cl erouin, “Ab initio determination of thermal conductivity of dense hydrogen plasmas,” *Physical review letters* **102**, 075002 (2009).
- ¹⁴⁵F. Lambert, V. Recoules, A. Decoster, J. Clerouin, and M. Desjarlais, “On the transport coefficients of hydrogen in the inertial confinement fusion regime,” *Physics of Plasmas* **18**, 056306 (2011).
- ¹⁴⁶X. Andrade, S. Hamel, and A. A. Correa, “Negative differential conductivity in liquid aluminum from real-time quantum simulations,” *The European Physical Journal B* **91**, 229 (2018).
- ¹⁴⁷F. Eich, M. Di Ventura, and G. Vignale, “Functional theories of thermoelectric phenomena,” *Journal of Physics: Condensed Matter* **29**, 063001 (2016).
- ¹⁴⁸P. Hohenberg and W. Kohn, “Inhomogeneous electron gas,” *Phys. Rev.* **136**, B864–B871 (1964).
- ¹⁴⁹E. Runge and E. K. U. Gross, “Density-functional theory for time-dependent systems,” *Phys. Rev. Lett.* **52**, 997–1000 (1984).
- ¹⁵⁰J. Neugebauer, “Chromophore-specific theoretical spectroscopy: From subsystem density functional theory to mode-specific vibrational spectroscopy,” *Physics Reports* **489**, 1 – 87 (2010).
- ¹⁵¹R. F. W. Bader, *Atoms in Molecules. A Quantum Theory* (Clarendon Press, 1994).
- ¹⁵²A. Krishtal, D. Ceresoli, and M. Pavanello, “Subsystem real-time time dependent density functional theory,” *The Journal of Chemical Physics* **142**, 154116 (2015).
- ¹⁵³J. P. Perdew, K. Burke, and M. Ernzerhof, “Generalized gradient approximation made simple,” *Phys. Rev. Lett.* **77**, 3865–3868 (1996).
- ¹⁵⁴J. P. Perdew, K. Burke, and M. Ernzerhof, “Generalized Gradient Approximation Made Simple [Phys. Rev. Lett. 77, 3865 (1996)],” *Phys. Rev. Lett.* **78**, 1396 (1997).
- ¹⁵⁵M. Schlipf and F. Gygi, “Optimization algorithm for the generation of oncv pseudopotentials,” *Computer Physics Communications* **196**, 36 – 44 (2015).
- ¹⁵⁶E. F. Pettersen, T. D. Goddard, C. C. Huang, G. S. Couch, D. M. Greenblatt, E. C. Meng, and T. E. Ferrin, “Ucsf chimeraa visualization system for exploratory research and analysis,” *Journal of Computational Chemistry* **25**, 1605–1612 (2004).
- ¹⁵⁷J. Jornet-Somoza, J. Alberdi-Rodr iguez, B. F. Milne, X. Andrade, M. A. L. Marques, F. Nogueira, M. J. T. Oliveira, J. J. P. Stewart, and A. Rubio, “Insights into colour-

- tuning of chlorophyll optical response in green plants,” *Phys. Chem. Chem. Phys.* **17**, 26599–26606 (2015).
- ¹⁵⁸J. Jornet-Somoza and I. Lebedeva, “Real-time propagation tddft and density analysis for exciton coupling calculations in large systems,” *Journal of Chemical Theory and Computation* **15**, 3743–3754 (2019).
- ¹⁵⁹A. Gómez Pueyo, M. A. L. Marques, A. Rubio, and A. Castro, “Propagators for the time-dependent kohnsham equations: Multistep, rungekutta, exponential rungekutta, and commutator free magnus methods,” *Journal of Chemical Theory and Computation* **14**, 3040–3052 (2018).
- ¹⁶⁰E. Hairer, C. Lubich, and G. Wanner, *Geometric Numerical Integration* (Springer Verlag, Berlin Heidelberg, 2006).
- ¹⁶¹A. Castro, M. A. L. Marques, and A. Rubio, “Propagators for the time-dependent kohnsham equations,” *The Journal of Chemical Physics* **121**, 3425–3433 (2004).
- ¹⁶²S. Blanes and P. Moan, “Fourth- and sixth-order commutator-free magnus integrators for linear and non-linear dynamical systems,” *Applied Numerical Mathematics* **56**, 1519 – 1537 (2006).
- ¹⁶³M. Piris and J. M. Ugalde, “Iterative diagonalization for orbital optimization in natural orbital functional theory,” *Journal of Computational Chemistry* **30**, 2078–2086 (2009).
- ¹⁶⁴A. M. K. Müller, “Explicit approximate relation between reduced two- and one-particle density matrices,” *Phys. Rev. A* **105**, 446–452 (1984).
- ¹⁶⁵N. Helbig, J. I. Fuks, M. Casula, M. J. Verstraete, M. A. L. Marques, I. V. Tokatly, and A. Rubio, “Density functional theory beyond the linear regime: Validating an adiabatic local density approximation,” *Phys. Rev. A* **83**, 032503 (2011).
- ¹⁶⁶M. M. Morrell, R. G. Parr, and M. Levy, “Calculation of ionization potentials from density matrices and natural functions, and the longrange behavior of natural orbitals and electron density,” *The Journal of Chemical Physics* **62**, 549–554 (1975).
- ¹⁶⁷M. C. Payne, M. P. Teter, D. C. Allan, T. A. Arias, and J. D. Joannopoulos, “Iterative minimization techniques for ab initio total-energy calculations: molecular dynamics and conjugate gradients,” *Rev. Mod. Phys.* **64**, 1045–1097 (1992).
- ¹⁶⁸R. L. Frank, E. H. Lieb, R. Seiringer, and H. Siedentop, “Müller’s exchange-correlation energy in density-matrix-functional theory,” *Phys. Rev. A* **76**, 052517 (2007).
- ¹⁶⁹J. R. Chelikowsky, N. Troullier, and Y. Saad, “Finite-difference-pseudopotential method:

- Electronic structure calculations without a basis,” *Phys. Rev. Lett.* **72**, 1240–1243 (1994).
- ¹⁷⁰A. Natan, A. Benjamini, D. Naveh, L. Kronik, M. L. Tiago, S. P. Beckman, and J. R. Chelikowsky, “Real-space pseudopotential method for first principles calculations of general periodic and partially periodic systems,” *Phys. Rev. B* **78**, 075109 (2008).
- ¹⁷¹A. Togo and I. Tanaka, “**SpgLib**: a software library for crystal symmetry search,” e-print (2018), arXiv:1808.01590.
- ¹⁷²K. Lejaeghere, G. Bihlmayer, T. Björkman, P. Blaha, S. Blügel, V. Blum, D. Caliste, I. E. Castelli, S. J. Clark, A. Dal Corso, *et al.*, “Reproducibility in density functional theory calculations of solids,” *Science* **351**, aad3000 (2016).
- ¹⁷³J. L. Alonso, X. Andrade, P. Echenique, F. Falceto, D. Prada-Gracia, and A. Rubio, “Efficient Formalism for Large-Scale *Ab Initio* Molecular Dynamics based on Time-Dependent Density Functional Theory,” *Physical Review Letters* **101**, 096403 (2008).
- ¹⁷⁴M. Parrinello and A. Rahman, “Crystal structure and pair potentials: A molecular-dynamics study,” *Phys. Rev. Lett.* **45**, 1196–1199 (1980).
- ¹⁷⁵M. Parrinello and A. Rahman, “Polymorphic transitions in single crystals: A new molecular dynamics method,” *Journal of Applied Physics* **52**, 7182–7190 (1981).
- ¹⁷⁶R. M. Martin, Electronic structure: basic theory and practical methods (Cambridge university press, 2004).
- ¹⁷⁷<http://buildbot.net>.
- ¹⁷⁸Y. Saad, A. Stathopoulos, J. Chelikowsky, K. Wu, and S. Ögüt, “Solution of large eigenvalue problems in electronic structure calculations,” *BIT Numerical Mathematics* **36**, 563–578 (1996).
- ¹⁷⁹A. Meister and C. Vömel, Numerik linearer Gleichungssysteme (Vieweg+Teubner Verlag, 2011).
- ¹⁸⁰J. J. Mortensen, L. B. Hansen, and K. W. Jacobsen, “Real-space grid implementation of the projector augmented wave method,” *Phys. Rev. B* **71**, 035109 (2005).
- ¹⁸¹A. P. Seitsonen, M. J. Puska, and R. M. Nieminen, “Real-space electronic-structure calculations: Combination of the finite-difference and conjugate-gradient methods,” *Phys. Rev. B* **51**, 14057–14061 (1995).
- ¹⁸²X. Andrade and A. Aspuru-Guzik, “Real-space density functional theory on graphical processing units: Computational approach and comparison to gaussian basis set methods,” *Journal of Chemical Theory and Computation* **9**, 4360–4373 (2013).