

## UC Irvine

### UC Irvine Previously Published Works

#### Title

Improved power and long term performance of microbial fuel cell with Fe-N-C catalyst in air-breathing cathode.

#### Permalink

<https://escholarship.org/uc/item/54f8d46j>

#### Authors

Gajda, Iwona  
Greenman, John  
Santoro, Carlo  
[et al.](#)


#### Publication Date

2018-02-01

#### DOI

10.1016/j.energy.2017.11.135

Peer reviewed



# Improved power and long term performance of microbial fuel cell with Fe-N-C catalyst in air-breathing cathode

Iwona Gajda <sup>a, \*</sup>, John Greenman <sup>a, b</sup>, Carlo Santoro <sup>c</sup>, Alexey Serov <sup>c</sup>, Chris Melhuish <sup>a</sup>, Plamen Atanassov <sup>c</sup>, Ioannis A. Ieropoulos <sup>a, b, \*\*</sup>

<sup>a</sup> Bristol BioEnergy Centre, Bristol Robotics Laboratory, University of the West of England, BS16 1QY, UK

<sup>b</sup> Biological, Biomedical and Analytical Sciences, University of the West of England, BS16 1QY, UK

<sup>c</sup> Center for Micro-Engineered Materials (CMEM), Department of Chemical and Biological Engineering, University of New Mexico, Albuquerque, NM, USA

## ARTICLE INFO

### Article history:

Received 30 July 2017

Received in revised form

28 September 2017

Accepted 24 November 2017

Available online 24 November 2017

### Keywords:

Microbial fuel cell  
Cathode catalyst  
Catholyte extraction  
Caustic catholyte  
Electro-osmosis

## ABSTRACT

Power output limitation is one of the main challenges that needs to be addressed for full-scale applications of the Microbial Fuel Cell (MFC) technology. Previous studies have examined electrochemical performance of different cathode electrodes including the development of novel iron based electrocatalysts, however the long-term investigation into continuously operating systems is rare. This work aims to study the application of platinum group metals-free (PGM-free) catalysts integrated into an air-breathing cathode of the microbial fuel cell operating on activated sewage sludge and supplemented with acetate as the carbon energy source. The maximum power density up to  $1.3 \text{ Wm}^{-2}$  ( $54 \text{ Wm}^{-3}$ ) obtained with iron aminoantipyrine (Fe-AAPyr) catalyst is the highest reported in this type of MFC and shows stability and improvement in long term operation when continuously operated on wastewater. It also investigates the ability of this catalyst to facilitate water extraction from the anode and electroosmotic production of clean catholyte. The electrochemical kinetic extraction of catholyte in the cathode chamber shows correlation with power performance and produces a newly synthesised solution with a high pH > 13, suggesting caustic content. This shows an active electrolytic treatment of wastewater by active ionic and pH splitting in an electricity producing MFC.

© 2017 Published by Elsevier Ltd.

## 1. Introduction

One of the most important challenges that the world is facing today is inadequate access to clean water and sanitation. With water scarcity occurring globally, even in regions currently considered water-rich, new methods of purifying water at lower cost and with less energy, with minimal use of chemicals and impact on the natural environment, are needed. Recovery of energy and nutrients locked in municipal wastewater is one of the most promising sustainable options for organic waste reuse. Science and technology needs to be developed to improve the disinfection and decontamination of water [1]. This could be achieved with the

Microbial Fuel Cell technology, which could help address the challenge of sustainability [2] and provide energy recovery [3]. In recent years, this technology has been proven to generate electricity from a variety of substrates [4,5] including wastewater and human urine [6] and shown to have the potential for direct electricity usage to power practical applications such as robotic systems [7], mobile phones [8,9] and indoor lighting in remote areas as presented in recent field trials [10].

Oxygen reduction electrocatalysis is of great importance for many energy storage and conversion technologies, including fuel cells, batteries and water electrolysis [11]. Replacing noble metal-based electrocatalysts with highly efficient and inexpensive noble-free oxygen electrocatalysts is critical for the practical application of these technologies [12,13]. Cathodic oxygen reduction reaction (ORR) requires the development of effective electrocatalysts to facilitate power output in MFCs. Platinum is expensive, rare and prone to catalyst poisoning [14–16], especially when used in activated sludge environments [17], which limit the applicability of this technology and diminishes the long-term performance of

\* Corresponding author. Bristol BioEnergy Centre, Bristol Robotics Laboratory, University of the West of England, BS16 1QY, UK.

\*\* Corresponding author. Bristol BioEnergy Centre, Bristol Robotics Laboratory, University of the West of England, BS16 1QY, UK.

E-mail addresses: [Iwona.Gajda@uwe.ac.uk](mailto:Iwona.Gajda@uwe.ac.uk) (I. Gajda), [Ioannis.Ieropoulos@bri.ac.uk](mailto:Ioannis.Ieropoulos@bri.ac.uk) (I.A. Ieropoulos).

MFCs. The development of precious metal-free catalysts [18,19] such as iron rich nanoparticles on porous nitrogen-doped carbon material [20] or iron and nitrogen functionalised graphene [21] has been recently pursued. A platinum group metal-free (PGM-free) electrocatalyst consisting of M-N-C network (where M = Mn, Fe, Co, Ni, N = nitrogen and C = carbon) has been widely used in conventional fuel cells [22]. One of the aforementioned catalysts is a PGM-free catalyst material (Fe-AAPyr) synthesized using the Sacrificial Support Method (SSM) [23–25]. Fe-AAPyr derived from the pyrolysis of iron salts, aminoantipyrine as C-N precursor (Fe-AAPyr) on monodispersed silica as template, has demonstrated better performance than platinum, cobalt, nickel and manganese in single chamber MFCs under “clean” conditions (PBS) in neutral pH [26]. It showed almost no degradation in performance and high resistance against organic pollutants and anions [27]. The carbonaceous materials such as activated carbon (AC) obtained from various sources [28] is another cost effective alternative used in many MFC studies [17,29–31]. Activated carbon has been modified using carbon black [32], stainless steel [33], metal oxides [34] and carbon fibre veil [35]. Also, Fe-AAPyr addition to activated carbon showed significant improvement in power performance as reported recently [36]. Moreover, catalyst poisoning tests demonstrated that activity decreases only slightly after immersion in sulphide and sulphate solutions [27]. While the electrochemical characterisation is clearly suggesting the suitability of PGM-free materials as catalysts for ORR [37,38], this still requires to be tested in an operating MFC system with real wastewater for long-term evaluation to check its suitability for real world implementation and market readiness. This study looks into the integration of a Fe-N-C catalyst with a carbon-based material such as activated carbon, since AC cathodes in a similar design of MFC outperformed a range of other carbonaceous materials and it is often used in literature as control material [39,40]. This work is a long-term investigation of the aforementioned Fe-based catalyst in the MFC cathode and demonstrates power generation over 1 year of continuous operation under wastewater feeding conditions. The study also investigates the suitability of the Fe-N-C based catalyst to produce a highly alkaline catholyte for carbon capture as the direct result of electricity production in MFC systems.

## 2. Materials and methods

### 2.1. Electrode preparation

Air-cathodes used for this study measured  $10\text{ cm}^2$  were made of two types of materials: carbon veil ( $20\text{ g m}^{-2}$ , PRF Composites, UK) and carbon cloth (Fuel Cell Earth, USA). Carbon veil was used as control (CV) and coated with conductive paint (CV P) (Timcal Liquid 101, Switzerland).

Fe-AAPyr was prepared by wet mixing of iron salt (iron nitrate) and aminoantipyrine precursor with the high surface area fumed silica (EH-5) as previously described [38]. Particularly, the resultant mixture was ultrasonically treated and dried on air at  $85\text{ }^\circ\text{C}$  overnight. The solid composite was then ground until a fine powder was formed. After this step, heat treatment was performed in UHP (Ultra High Purity) nitrogen (flow rate  $100\text{ mLmin}^{-1}$ ),  $T = 950\text{ }^\circ\text{C}$ ,  $t = 45\text{ m}$  and a temperature ramp of  $25\text{ }^\circ\text{Cmin}^{-1}$ . After heat treatment, silica was removed using  $20\text{ wt}\%$  HF and then the obtained material was washed and neutralised using deionised water.

Two sets of cathodes were tested and their performance was compared. In one of the sets, carbon veil (CV) was used as gas diffusion layer and current collector. CV was also modified adding conductive acrylic paint (PA, Liquid 101, Timcal, Switzerland). Finally, Fe-AAPyr was added on carbon veil+ conductive paint through a dropcast technique with a loading of  $0.3\text{ mgcm}^{-2}$ . In

parallel, carbon cloth (CC) was employed as an alternative gas diffusion layer and current collector with pressed activated carbon (Norit SX Plus, Sigma Aldrich) and PTFE (8:2 ratio) was run and tested. AC was used as active layer due to its intrinsic high surface area that enhances ORR. Fe-AAPyr was also added on CC + AC via a spraying technique with catalyst loading of  $2 \pm 0.2\text{ mgcm}^{-2}$ . All tested cathode materials are shown in Table 1.

### 2.2. MFC reactor construction and operation

The MFC anode and cathode chambers were constructed using transparent acrylic chambers with a total volume of  $25\text{ mL}$  each as represented in Fig. 1. Anode electrode was set up using carbon veil fibre ( $20\text{ gm}^{-2}$ , PRF Composites, UK) of a total macro surface area of  $270\text{ cm}^2$  which was further folded and tied with a Ni-Cr wire for current collection. The anode chamber was connected via an inlet and outlet to the  $1\text{ L}$  recirculation tank using silicon tubing and 16-channel peristaltic pump (Watson Marlow, UK) to maintain stable feeding conditions at a constant flow rate  $48\text{ mLh}^{-1}$ . The MFC anodes were pre-established in long term MFC conditions (over 1 year operation) and during the start-up they were inoculated with anaerobic sewage sludge (Wessex Water, UK) at the neutral pH. Anolyte used in this experiment was a mixture of activated sewage sludge supplemented with  $0.1\text{ M}$  sodium acetate as carbon source in the  $1\text{ L}$  feedstock tank and recirculated through the MFCs back to the reservoir. The membrane used in this study was a cation exchange membrane CMI 7000 (Membranes International, USA). Air-breathing cathodes as described in Table 1 were placed in empty  $25\text{ mL}$  cathode chambers to maintain sufficient moisture levels and to protect the cathode from excessive evaporation. The cathode electrode ( $10\text{ cm}^2$ ) was pressed mechanically (active side facing the membrane, gas diffusion layer facing the air side) to maintain good contact with the membrane as shown in Fig. 1B. A  $10\text{ mL}$  syringe was attached at the bottom of each cathode chamber with a use of non-toxic sealant (Wet Water Sticky Stuff, 123Aquatics, UK) to allow catholyte collection (Fig. 1A). All MFCs were tested in triplicates. The MFC performance was investigated over a period of 350 days ( $\sim 12$  months).

### 2.3. Data acquisition and polarisation procedures

The MFC output voltage was measured at regular time intervals using the ADC-24 (Pico Laboratories, UK) data logger connected to a PC. Current  $I$  in Amperes (A) was derived by dividing the recorded voltage by the known external resistance value and power output  $P$  in Watts (W) was calculated by taking the product of voltage and current, i.e.  $P = I \times V$  and power density ( $\text{Wm}^{-2}$ ) and current density ( $\text{Am}^{-2}$ ) were obtained by dividing power and current by cathode surface area ( $\text{m}^2$ ), respectively taking into account the cathode projected surface area of  $10\text{ cm}^2$  (cathode surface inside the MFC in the direct contact with the membrane). Volumetric power and current density were calculated taking a total anodic volume ( $25\text{ mL}$ ). Bioelectrochemical behaviour of MFC was assessed by performing polarisation experiments using an automated polarisation equipment [41] that applied a resistance in the range of  $30\text{ k}\Omega$  to  $11\text{ }\Omega$  in 3 min intervals between.

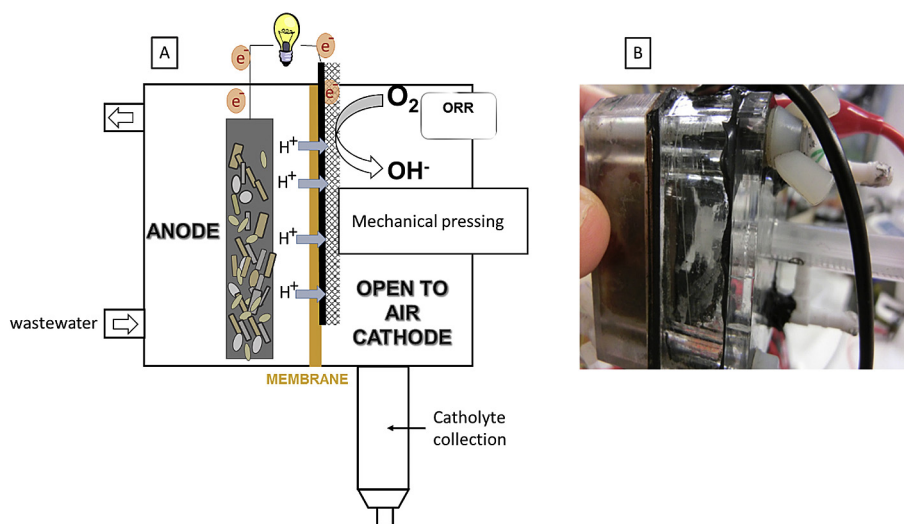
## 3. Results and discussion

### 3.1. Catalyst on carbon veil substratum

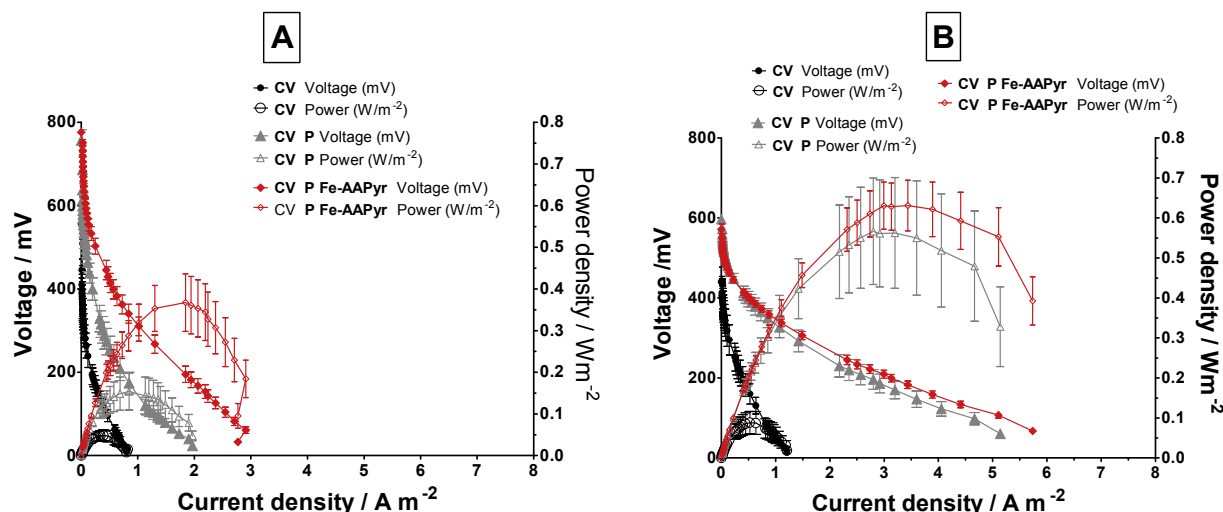
Fig. 2A shows that in terms of the carbon veil substratum, the applied layer of the catalyst was significantly improving the MFC performance from  $0.05\text{ Wm}^{-2}$  to  $0.37\text{ Wm}^{-2}$  (mean values) which is greater than 7-fold increase. Fig. 2B illustrates the performance

**Table 1**  
Cathode tested during this investigation.

Acronym	Cathode	Gas diffusion layer	Active layer
CV	Carbon veil	Carbon veil	–
CV P	Carbon veil coated with conductive paint	Carbon veil	Conductive paint
CV P Fe-AAPyr	Carbon veil coated with conductive paint and Fe-AAPyr	Carbon veil	Conductive paint + Fe-AAPyr
AC	Activated carbon	Carbon cloth	Activated carbon
AC Fe-AAPyr	Activated carbon + Fe-AAPyr	Carbon cloth	Activated carbon + Fe-AAPyr



**Fig. 1.** Microbial Fuel Cell scheme (A) and the photograph of single MFC unit (B).



**Fig. 2.** Polarisation and power curves performed on all tested materials at the beginning of the experiment (A) and after 100 days of operation in MFCs (B). Data represents triplicate MFC units with SD error bars.

recorded after 100 days of continuous MFC operation where a significant improvement can be seen in all three types of cathodes. In terms of the polarisation experiment performed after long term operation, the control cathode made out of carbon veil (CV), the application of the conductive carbon paint (CV P) as well as the catalyst (CV P Fe-AAPyr) shows the improvement from  $0.09 \text{ Wm}^{-2}$  to  $0.56 \text{ Wm}^{-2}$  and  $0.63 \text{ Wm}^{-2}$  (mean values), respectively. This might be due to the better acclimation period, catholyte formation and the maturing of the anodes. Moreover, as the MFCs were operated in recirculation mode, the more power MFCs were

producing, the more catholyte formation could be observed which will be discussed later in the text. The catholyte was formed on the surface of the cathode electrode dripping into the collection vessel (syringe) as shown in Fig. 1A. This allowed better hydration of the cathode without the immediate flooding and led to further performance increase suggesting that it indeed does not limit the oxygen diffusion into the active layer of the cathode but instead, it might improve ionic transfer. Higher levels of hydration of the membrane-cathode interface would allow an improved flow of ionic exchange resulting in higher power levels.

### 3.2. Catalyst on activated carbon substratum

Fig. 3A shows polarisation curve experiment performed at the start of the test where both AC and AC + Fe-AAPyr performed similar showing  $0.48 \text{ Wm}^{-2}$  and  $0.46 \text{ Wm}^{-2}$  respectively. It is interesting that the open circuit voltage of the AC + Fe-AAPyr is significantly higher reaching up to 921 mV in comparison to AC which is showing only 514 mV. The initial contribution of the catalyst is not as visible as in the CV type of cathode in Fig. 2A and this might be due to the different nature of the fibrous carbon veil and microporous activated carbon which would have affected the coating. This initial performance of the AC is however almost 10 fold better than the control carbon veil (Fig. 2A) and slightly better than initial carbon veil with applied catalyst. This shows that activated carbon applied on carbon cloth is a preferable material to build the cathode electrode rather than using carbon veil. This is probably due to the nature of the substratum (carbon cloth and carbon veil) but also on how AC would be introduced on each material. It might also be due to the fact that carbon veil is a thinner and more brittle material used as a gas diffusion layer than carbon cloth. Again, after 100 days of operation the performance increased and in terms of the AC Fe-AAPyr it reached up to  $1.06 \text{ Wm}^{-2}$  (mean) and  $1.35 \text{ Wm}^{-2}$  (maximum) whereas for the AC the mean value was  $0.63 \text{ Wm}^{-2}$ . One of the replicates reached up to  $1.35 \text{ Wm}^{-2}$  maximum recorded power which is the highest power output recorded in this type of MFC in comparison to previous studies [30,42]. In terms of the volumetric power density it corresponds to:  $43 \text{ Wm}^{-3}$  (mean value) and  $54 \text{ Wm}^{-3}$  (maximum) for AC Fe-AAPyr and  $25 \text{ Wm}^{-3}$  (mean value) and  $33 \text{ Wm}^{-3}$  (maximum) for AC cathode. In both cases carbon veil and carbon cloth serves mostly as a gas diffusion layer and current collector. Activated carbon used here as the active catalytic cathode shows promising results, which remain in agreement with previously reported work [30,42], however the highest power output was recorded when the Fe-based catalyst was applied onto the activated carbon cathode. This is in agreement with earlier studies investigating the catalyst using electrochemical methods in the half-cell [36]. Carbon cloth used as the gas diffusion layer is more rigid and with higher carbon loading therefore it outperforms the carbon fibre veil. This might be due to the fact that it will behave as a better conductor and has a better contact with the membrane. However, as indicated by previous work, CV was the most cost effective support when modified

with conductive paint as high cost of CC does not seem suitable for large-scale applications [36] therefore AC paste could be applied to other GDL substrates such as hydrophobic carbon veil which proven good performance [35]. The carbon veil coated with activated carbon already has also been successfully used in ceramic based MFCs [35,43] and the future study will include the incorporation of the catalyst into this configuration.

### 3.3. Long term performance

As previously discussed, the application of the catalyst onto the cathode in running MFC and long term experiments are rarely reported and up to our best knowledge only in one case Fe-N-C ORR catalysts was used for 18 months [44]. This test was maintained for the period of 12 months to observe the ability of the MFC to improve in time and to study the stability of the catalyst in wastewater operated system. The periodic feeding was at times interrupted allowing for periods of starvation, and further supply of

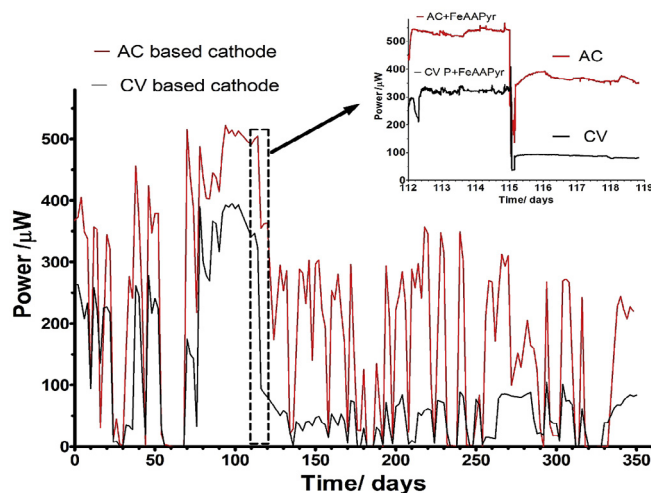


Fig. 4. Temporal power behaviour of the MFCs, over 350 days of operation. The MFCs (mean values of triplicated data) were fed with activated sludge wastewater supplemented with sodium acetate as the carbon energy source. The arrow indicates the cathode replacement from catalyst based to non-catalyst based material (inset).

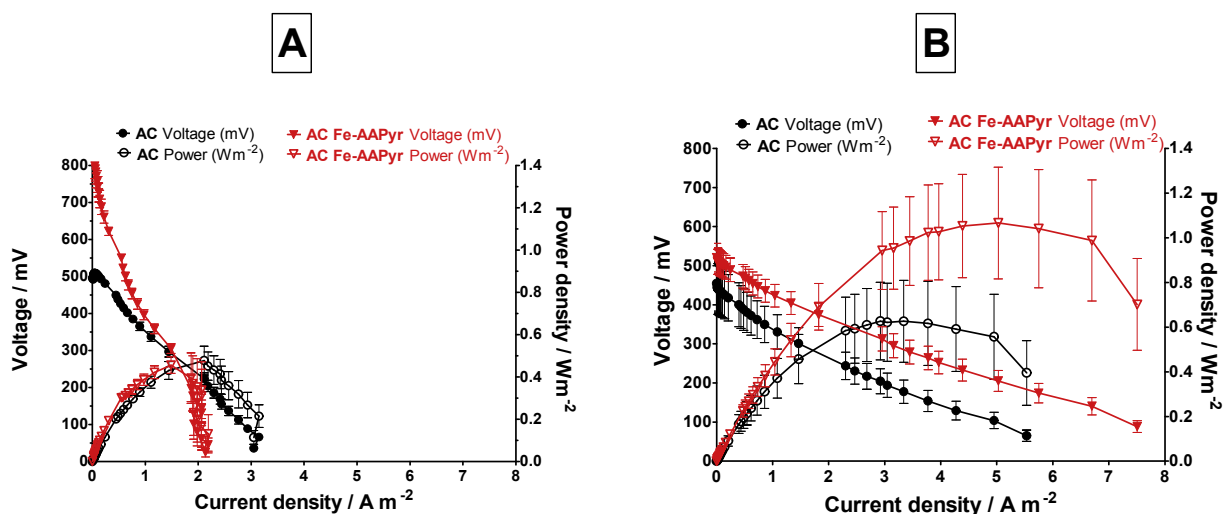


Fig. 3. Polarisation and power curves performed on activated carbon (AC) based materials at the beginning of the experiment (A) and after 100 days operation (B). Data represents triplicate MFC units with SD error bars.



fresh feedstock allowed performance recovery (Fig. 4). Platinum catalysts are normally prone to contamination and poisoning within the first week of operation [14] which is not the case here with the use of the Fe-AAPyr catalyst.

When the Fe-based cathode was removed from the cathode and directly replaced with the non-catalytic (without Fe-based catalyst) control (in this case the activated carbon and carbon veil), a significant decrease in performance was observed (Fig. 4, inset). The catalyst layer in both cases showed a significant improvement even after 20 days of starvation, and the addition of fresh feedstock immediately restored the power performance. In the next 50 days, power continued to gradually improve reaching up to  $550 \mu\text{W}$  ( $0.55 \text{ Wm}^{-2}$ ) and  $350 \mu\text{W}$  ( $0.35 \text{ Wm}^{-2}$ ) under  $300 \Omega$ . It should be noted that in this case, this was not the optimum resistor value but one that was purposefully kept connected to observe the MFC performance under constant and stable conditions. During the test, both catalyst (120 days of operation) and control showed no deterioration in performance therefore cathode poisoning is being prevented. It might be due to the catholyte formation which will be discussed further in the text.

### 3.4. Catholyte analysis

While the MFCs were monitored in terms of their electrical performance, the droplets of clear catholyte were forming on the surface of the cathodes in air-breathing set-ups, as previously described [30,42,43]. Formed catholyte was collected by dripping into the attached syringe (Fig. 1A). The quantity of the catholyte was correlated with the power performance as shown in Fig. 5 and it corresponds to the electroosmotic drag where water molecules are being transported, (dragged) by the cations moving in the system from the anode to the cathode [42].

The synthesised catholyte collected in the attached syringes was transparent in colour and showed pH values of  $>12.5$  (Fig. 6). Catholyte formation using MFCs of similar design has been presented previously [30] showing the potential for carbon sequestration and nutrient recovery [35] and offers a cost-effective technology that can selectively remove sodium [30] and potassium [42] from wastewater. Catholyte formation and nutrient recovery makes the MFC a trigenerative system in which: i) organics are degraded; ii) electricity is generated; and iii) useful chemicals are produced. Neutral pH in combination with low buffer capacities and low ionic concentrations affect the cathode performance and

limit the output leading to the creation of a pH gradient and cathode alkalisiation that could be actively harvested [38,42]. In previous work, pH levels influenced the performance of both Pt and the PGM-free materials where the output decreased for the Pt and increased for the non-PGM material as the pH value increased from 6 to 11 [38]. In this work due to the formation of a catholyte that dripped into the collection vessel (away from the electrode) it is hypothesised that the pH also did not hinder the ORR. Moreover, high pH would enhance mineral sequestration of  $\text{CO}_2$  that requires alkalinity to form carbonate ion ( $\text{CO}_3^{2-}$ ) from the  $\text{CO}_2$  gas. Environmental biotechnologies such as biological nitrogen removal and anaerobic digestion, where degradation of organic carbon by denitrifiers and methanogenic bacteria results in a pH increase, stimulates carbonation and carbonate precipitation [45]. However, the electrochemically formed catholyte driven via natural microbial consortia in the anode not only actively take part in carbon sequestration, but also prevent biofouling (poisoning) of the cathode. Caustic catholyte shows antimicrobial properties preventing cathodic biofilm formation and could be used as disinfectant [43]. It is assumed that the improvement in power performance and stability (Fig. 4) was due to the cathode electrode configuration that is promoting catholyte formation washing the salt deposits off and preventing biofouling [30,42]. Cathode half-cell was designed by enclosing the air-breathing cathode in the acrylic chamber in order to prevent the cathode from drying out so that the formation of catholyte could be observed and quantified. Possibly improved MFC performance is also due to the improved water transport and better hydration of the cathode as shown in Fig. 5. Usually, the distribution of  $\text{Ca}^{2+}$ ,  $\text{Na}^+$ ,  $\text{K}^+$ , phosphorous and sulphur anions, as well as biofilm growth on the cathode of single chamber MFCs affects their performance in the long-run with raw wastewater and acetate. Salt precipitation might be hindering long-term performance [46], however here, salt deposits were not observed on the cathode surface. It might be due to the design and the sufficient moisture levels as the droplets were washing down the deposits away preventing mineralisation on the cathode surface. It gives valuable grounds for further studies to focus on direct utilisation of different types of wastewater such as urine with the use of the proposed system to produce alkaline agents that help remove ammonia from the waste stream; clearly the catholyte is dependent on the nature and composition of the anolyte, as previously was shown [10,47]. Moreover, it could lead into the electrochemical treatment of wastewater and production of disinfectant [43] as urine becomes a source of recovered electricity [10,48] in MFC systems as well as hydrogen through urea electrolysis where urea is electrochemically oxidized in alkaline media within an electrochemical cell [49]. While the cathode scaling still limits the technology [50], the novelty of this cathode configuration in long term operating MFCs brings the development of MFC systems closer to practical demonstrations and allows to implement the technology in real life applications.

### 4. Conclusions

The main objective of this study was to investigate the platinum-free ORR catalyst such as iron based aminoantipyrine (Fe-AAPyr) in the cathode of the microbial fuel cell (MFC) and to look into the long term behaviour in real wastewater environments. A Fe-AAPyr was applied on two types of gas-diffusion cathode materials: carbon veil and activated carbon. Improvement in time was observed in both catalyst-based materials and the highest power was recorded from the catalyst applied onto the activated carbon cathode reaching up to  $1.35 \text{ Wm}^{-2}$  ( $54 \text{ Wm}^{-3}$ ). During the 1 year of MFC operation, the efficient formation of alkaline catholyte was monitored and quantified showing the potential for extraction of

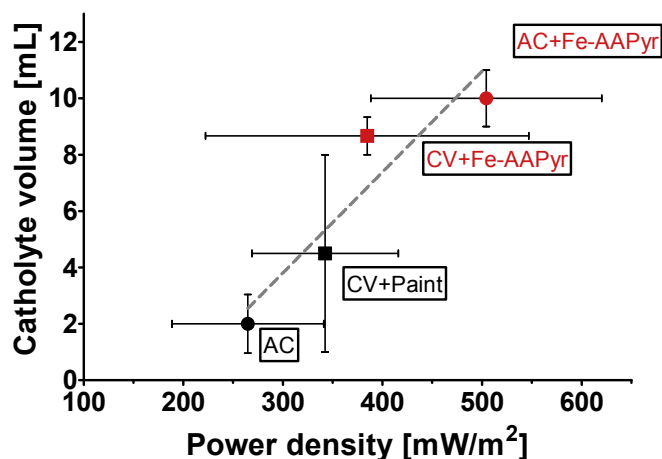


Fig. 5. Power density during the MFC operation in relation to the collected catholyte (triplicate MFC units with SD error bars). The dotted line represents a linear regression fit that shows the direct relationship between these two parameters.

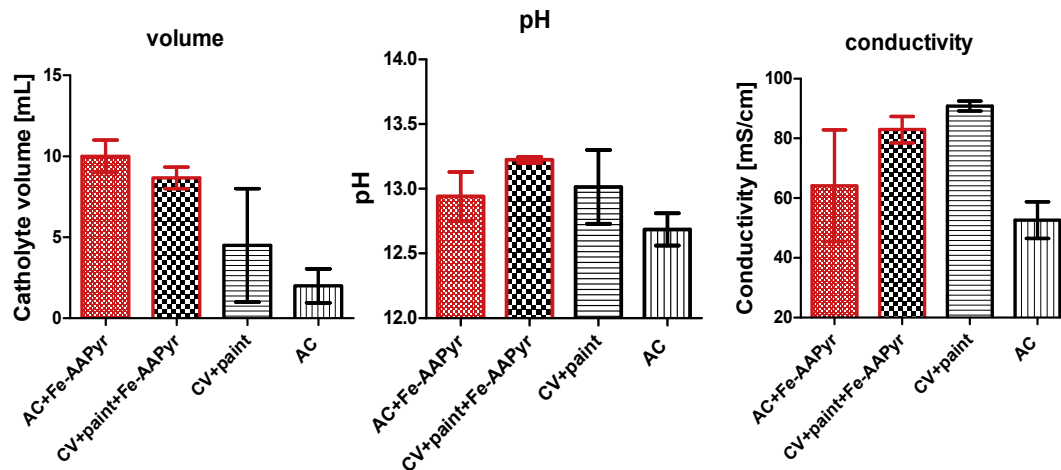


Fig. 6. Analysis of the collected catholyte in terms of the volume, pH and conductivity values (SD error bars).

valuable compounds from waste and the potential use for disinfection. In a circular economy, waste materials and energy need to be redefined as energy sources and conversion systems need to be optimised, which are elements that bring the MFC technology closer to real world applications. This is the first time that Fe-N-C type of catalysts prepared by the Sacrificial Support Method, are evaluated in long term continuous operation, which has demonstrated unprecedented activity and durability in microbial fuel cells.

### Acknowledgements

This work was supported by the Bill and Melinda Gates Foundation grant number: OPP1094890 and OPP 1139954. During this time, Ioannis Ieropoulos was funded by the UK EPSRC under the grant number EP/L002132/1.

### References

- [1] Shannon MA, Bohn PW, Elimelech M, Georgiadis JG, Mariñas BJ, Mayes AM. Science and technology for water purification in the coming decades. *Nature* 2008;452:301–10.
- [2] Rinaldi A, Mecheri B, Garavaglia V, Licocchia S, Di Nardo P, Traversa E. Engineering materials and biology to boost performance of microbial fuel cells: a critical review. *Energy Environ Sci* 2008;1:417.
- [3] Santoro C, Arbizzani C, Erable B, Ieropoulos I. Microbial fuel cells: from fundamentals to applications. A review. *J Power Sources* 2017;356:225–44.
- [4] Pant D, Van Bogaert G, Diels L, Vanbroekhoven K. A review of the substrates used in microbial fuel cells (MFCs) for sustainable energy production. *Bioresour Technol* 2010;101:1533–43.
- [5] Elmekawy A, Diels L, Wever De H, Pant D. Valorization of cereal based biorefinery byproducts: reality and expectations. *Environ Sci Technol* 2013;47:9014–27.
- [6] Ieropoulos I, Greenman J, Melhuish C. Urine utilisation by microbial fuel cells; energy fuel for the future. *Phys Chem Chem Phys* 2012;14:94–8.
- [7] Ieropoulos I, Greenman J, Melhuish C, Horsfield I. EcoBot-III-a robot with guts. *ALIFE* 2010;733–40.
- [8] Gajda I, Stinchcombe A, Greenman J, Melhuish C, Ieropoulos I. Ceramic MFCs with internal cathode producing sufficient power for practical applications. *Int J Hydrogen Energy* 2015;40:14627–31.
- [9] Ieropoulos I, Ledezma P, Stinchcombe A, Papaharalabos G, Melhuish C, Greenman J. Waste to real energy: the first MFC powered mobile phone. *Phys Chem Chem Phys* 2013;15:15312–6.
- [10] Ieropoulos IA, Stinchcombe A, Gajda I, Forbes S, Merino-Jimenez I, Pasternak G, et al. Pee power urinal—microbial fuel cell technology field trials in the context of sanitation. *Environ Sci Water Res Technol* 2016.
- [11] Kinoshita DK. *Electrochemical oxygen technology*. John Wiley & Sons; 1992.
- [12] Xia BY, Yan Y, Li N, Wu Bin H, Lou (David) XW, Wang X. A metal–organic framework-derived bifunctional oxygen electrocatalyst. *Nat Energy* 2016;1:15006.
- [13] Ortiz-Martínez VM, Salar-García MJ, Hernández-Fernández FJ, De los Ríos AP. Development and characterization of a new embedded ionic liquid based membrane-cathode assembly for its application in single chamber microbial fuel cells. *Energy* 2015;93:1748–57.
- [14] Feng Y, Shi X, Wang X, Lee H, Liu J, Qu Y, et al. Effects of sulfide on microbial fuel cells with platinum and nitrogen-doped carbon powder cathodes. *Biosens Bioelectron* 2012;35:413–5.
- [15] Martin E, Tartakovsky B, Savadogo O. Cathode materials evaluation in microbial fuel cells: a comparison of carbon, Mn<sub>2</sub>O<sub>3</sub>, Fe<sub>2</sub>O<sub>3</sub> and platinum materials. *Electrochim Acta* 2011;58:58–66.
- [16] Santoro C, Serov A, Stariha L, Kodali M, Gordon J, Babanova S, et al. Iron based catalysts from novel low-cost organic precursors for enhanced oxygen reduction reaction in neutral media microbial fuel cells. *Energy Environ Sci* 2016;9:2346–53.
- [17] Santoro C, Stadlhofer A, Hacker V, Squadrito G, Schröder U, Li B. Activated carbon nanofibers (ACNF) as cathode for single chamber microbial fuel cells (SCMFCs). *J Power Sources* 2013;243:499–507.
- [18] Yuan H, Hou Y, Abu-Reesh IM, Chen J, He Z. Oxygen reduction reaction catalysts used in microbial fuel cells for energy-efficient wastewater treatment: a review. *Mater Horiz* 2016;3:382–401.
- [19] You S, Gong X, Wang W, Qi D, Wang X, Chen X, et al. Enhanced cathodic oxygen reduction and power production of microbial fuel cell based on noble-metal-free electrocatalyst derived from metal-organic frameworks. *Adv Energy Mater* 2016;6, 1501497.
- [20] Lu G, Zhu Y, Lu L, Xu K, Wang H, Jin Y, et al. Iron-rich nanoparticle encapsulated, nitrogen doped porous carbon materials as efficient cathode electrocatalyst for microbial fuel cells. *J Power Sources* 2016;315:302–7.
- [21] Li S, Hu Y, Xu Q, Sun J, Hou B, Zhang Y. Iron- and nitrogen-functionalized graphene as a non-precious metal catalyst for enhanced oxygen reduction in an air-cathode microbial fuel cell. *J Power Sources* 2012;213:265–9.
- [22] Wu G. Current challenge and perspective of PGM-free cathode catalysts for PEM fuel cells. *Front Energy* 2017;11:1–13.
- [23] Robson MH, Serov A, Artyushkova K, Atanassov P. A mechanistic study of 4-aminoantipyrine and iron derived non-platinum group metal catalyst on the oxygen reduction reaction. *Electrochim Acta* 2013;90:656–65.
- [24] Serov A, Padilla M, Roy AJ, Atanassov P, Sakamoto T, Asazawa K, et al. Anode catalysts for direct hydrazine fuel cells: from laboratory test to an electric vehicle. *Angew Chem Int Ed Engl* 2014;53:10336–9.
- [25] Serov A, Andersen NI, Roy AJ, Matanovic I, Artyushkova K, Atanassov P. CuCo<sub>2</sub>O<sub>4</sub> ORR/OER Bi-Functional catalyst: influence of synthetic approach on performance. *J Electrochem Soc* 2015;162:F449–54.
- [26] Kodali M, Santoro C, Serov A, Kabir S, Artyushkova K, Matanovic I, et al. Air breathing cathodes for microbial fuel cell using Mn-, Fe-, Co- and Ni-containing platinum group metal-free catalysts. *Electrochim Acta* 2017;231:115–24.
- [27] Santoro C, Serov A, Narvaez Villarrubia CW, Stariha S, Babanova S, Artyushkova K, et al. High catalytic activity and pollutants resistivity using Fe-AApyr cathode catalyst for microbial fuel cell application. *Sci Rep* 2015;5:16596.
- [28] Watson VJ, Nieto Delgado C, Logan BE. Influence of chemical and physical properties of activated carbon powders on oxygen reduction and microbial fuel cell performance. *Environ Sci Technol* 2013;47:6704–10.
- [29] Wang X, Feng C, Ding N, Zhang Q, Li N, Li X, et al. Accelerated OH(–) transport in activated carbon air cathode by modification of quaternary ammonium for microbial fuel cells. *Environ Sci Technol* 2014;48:4191–8.
- [30] Gajda I, Greenman J, Melhuish C, Santoro C, Li B, Cristiani P, et al. Water formation at the cathode and sodium recovery using Microbial Fuel Cells (MFCs). *Sustain Energy Technol Assess* 2014;7:187–94.
- [31] Zhang F, Cheng S, Pant D, Bogaert Van G, Logan BE. Power generation using an activated carbon and metal mesh cathode in a microbial fuel cell. *Electrochem Commun* 2009;11:2177–9.
- [32] Zhang X, Xia X, Ivanov I, Huang X, Logan BE. Enhanced activated carbon

- cathode performance for microbial fuel cell by blending carbon black. *Environ Sci Technol* 2014;48:2075–81.
- [33] Li X, Wang X, Zhang Y, Ding N, Zhou Q. Opening size optimization of metal matrix in rolling-pressed activated carbon air-cathode for microbial fuel cells. *Appl Energy* 2014;123:13–8.
- [34] Fu Z, Yan L, Li K, Ge B, Pu L, Zhang X. The performance and mechanism of modified activated carbon air cathode by non-stoichiometric nano Fe<sub>3</sub>O<sub>4</sub> in the microbial fuel cell. *Biosens Bioelectron* 2015;74:989–95.
- [35] Gajda I, Greenman J, Melhuish C, Ieropoulos I. Simultaneous electricity generation and microbially-assisted electrosynthesis in ceramic MFCs. *Bioelectrochemistry* 2015;104.
- [36] Santoro C, Artyushkova K, Gajda I, Babanova S, Serov A, Atanassov P, et al. Cathode materials for ceramic based microbial fuel cells (MFCs). *Int J Hydrogen Energy* 2015;40:14706–15.
- [37] Santoro C, Soavi F, Serov A, Arbizzani C, Atanassov P. Self-powered supercapacitive microbial fuel cell: the ultimate way of boosting and harvesting power. *Biosens Bioelectron* 2016;78:229–35.
- [38] Santoro C, Serov A, Narvaez Villarrubia CW, Stariha S, Babanova S, Schuler AJ, et al. Double-chamber microbial fuel cell with a non-platinum-group metal Fe-N-C cathode catalyst. *ChemSusChem* 2015;8:828–34.
- [39] Wang J, Tian P, Li K, Ge B, Liu D, Liu Y, et al. The excellent performance of nest-like oxygen-deficient Cu<sub>1.5</sub>Mn<sub>1.5</sub>O<sub>4</sub> applied in activated carbon air-cathode microbial fuel cell. *Bioresour Technol* 2016;222:107–13.
- [40] Yang W, Logan BE. Immobilization of a metal-nitrogen-carbon catalyst on activated carbon with enhanced cathode performance in microbial fuel cells. *ChemSusChem* 2016;9:2226–32.
- [41] Degrenne N, Buret F, Allard B, Bevilacqua P. Electrical energy generation from a large number of microbial fuel cells operating at maximum power point electrical load. *J Power Sources* 2012;205:188–93.
- [42] Gajda I, Greenman J, Melhuish C, Santoro C, Ieropoulos I. Microbial fuel cell-driven caustic potash production from wastewater for carbon sequestration. *Bioresour Technol* 2016;215:285–9.
- [43] Gajda I, Greenman J, Melhuish C, Ieropoulos IA. Electricity and disinfectant production from wastewater: Microbial Fuel Cell as a self-powered electrolyser. *Sci Rep* 2016;6:25571.
- [44] Zhang X, Pant D, Zhang F, Liu J, He W, Logan BE. Long-term performance of chemically and physically modified activated carbons in air cathodes of microbial fuel cells. *ChemElectroChem* 2014;1:1859–66.
- [45] Riding R. Microbial carbonates: the geological record of calcified bacterial-algal mats and biofilms. *Sedimentology* 2000;47:179–214.
- [46] Pham TH, Jang JK, Moon HS, Chang IS, Kim BH. Improved performance of microbial fuel cell using membrane-electrode assembly. *J Microbiol Biotechnol* 2005;15:438–41.
- [47] Kuntke P, Smiech KM, Bruning H, Zeeman G, Saakes M, Sleutel THJA, et al. Ammonium recovery and energy production from urine by a microbial fuel cell. *Water Res* 2012;46:2627–36.
- [48] Jadhav DA, Jain SC, Ghangrekar MM. Cow's urine as a yellow gold for bioelectricity generation in low cost clayware microbial fuel cell. *Energy* 2016;113:76–84.
- [49] Boggs BK, King RL, Botte GG. Urea electrolysis: direct hydrogen production from urine. *Chem Commun (Camb)* 2009;2009:4859–61.
- [50] An J, Li N, Wan L, Zhou L, Du Q, Li T, et al. Electric field induced salt precipitation into activated carbon air-cathode causes power decay in microbial fuel cells. *Water Res* 2017;123:369–77.