

THE QUANTUM NUMBERS AND DECAY WIDTHS OF THE  $\psi$  (3684).

G.S. Abrams, W. Chinowsky, C.E. Friedberg, G. Goldhaber,  
J.A. Kadyk, A.M. Litke, B.A. Lulu, F.M. Pierre, B. Sadoulet,  
G.H. Trilling, J.S. Whitaker, F.C. Winkelmann, and J.E. Wiss


Lawrence Berkeley Laboratory and Department of Physics  
University of California, Berkeley, California 94720

August 1975.

RECEIVED  
LAWRENCE  
BERKELEY LABORATORY

SEP 11 1975

LIBRARY AND  
DOCUMENTS SECTION



**For Reference**  
Not to be taken from this room

LBL-4211  
c.j

## **DISCLAIMER**

This document was prepared as an account of work sponsored by the United States Government. While this document is believed to contain correct information, neither the United States Government nor any agency thereof, nor the Regents of the University of California, nor any of their employees, makes any warranty, express or implied, or assumes any legal responsibility for the accuracy, completeness, or usefulness of any information, apparatus, product, or process disclosed, or represents that its use would not infringe privately owned rights. Reference herein to any specific commercial product, process, or service by its trade name, trademark, manufacturer, or otherwise, does not necessarily constitute or imply its endorsement, recommendation, or favoring by the United States Government or any agency thereof, or the Regents of the University of California. The views and opinions of authors expressed herein do not necessarily state or reflect those of the United States Government or any agency thereof or the Regents of the University of California.

THE QUANTUM NUMBERS AND DECAY WIDTHS OF THE  $\psi(3684)$  \*

V. Lüth, A. M. Boyarski, H. L. Lynch, M. Breidenbach,  
F. Bulos, G. J. Feldman, D. Fryberger, G. Hanson,  
D. L. Hartill, † B. Jean-Marie, R. R. Larsen, D. Lüke, ††  
C. C. Morehouse, J. M. Paterson, M. L. Perl, T. P. Pun,  
P. Rapidis, B. Richter, R. F. Schwitters, W. Tanenbaum,  
and F. Vannucci †††

Stanford Linear Accelerator Center  
Stanford University, Stanford, California 94305

and

‡ G. S. Abrams, W. Chinowsky, C. E. Friedberg,  
G. Goldhaber, J. A. Kadyk, A. M. Litke, B. A. Lulu,  
F. M. Pierre, † B. Sadoulet, G. H. Trilling,  
J. S. Whitaker, F. C. Winkelmann, and J. E. Wiss

Lawrence Berkeley Laboratory and Department of Physics  
University of California, Berkeley, California 94720

ABSTRACT

Cross sections for  $e^+e^- \rightarrow$  hadrons,  $e^+e^-$ , and  $\mu^+\mu^-$  near 3684 MeV are presented. The  $\psi(3684)$  resonance is established as having the assignment  $J^{PC} = 1^{--}$ . The mass is  $3684 \pm 5$  MeV. The partial width to electrons is  $\Gamma_e = 2.1 \pm 0.3$  keV and the total width  $\Gamma = 228 \pm 56$  keV.

(Submitted to Phys. Rev. Letters.)

\*Work supported by the U. S. Energy Research and Development Administration.

†Alfred P. Sloan Fellow.

††Fellow of Deutsche Forschungsgemeinschaft.

†††Institut de Physique Nucléaire, Orsay, France.

‡Centre d'Etudes Nucléaires de Saclay, France.

Extensive data on the production of hadrons,  $\mu$ -pairs and  $e$ -pairs by  $e^+e^-$  annihilation have been recorded by the SLAC-LBL solenoidal detector at SPEAR at c.m. energies near the  $\psi(3684)$  resonance.<sup>1</sup> These measurements are used to determine the spin, the parity and the charge conjugation of the  $\psi(3684)$  as well as its mass, its total width and the partial decay widths to leptons and to hadrons. Having established that the  $\psi(3095)$ , like the photon, is a  $J^{PC} = 1^{--}$  state,<sup>2</sup> it is of particular interest to find out whether the  $\psi(3684)$  is a similar state.

The data acquisition, the event selection and the determination of the cross sections have been described previously.<sup>3</sup> There is, however, a difference in the selection of lepton pairs. A study of the momentum spectra for collinear lepton pairs reveals two separated peaks, one corresponding to pairs produced at full energy, i.e., direct  $\mu^+\mu^-$  or  $e^+e^-$  production by QED plus the decays  $\psi(3684) \rightarrow \mu^+\mu^-, e^+e^-$ , and a second peak at lower momenta due to the process<sup>4</sup>

$$\psi(3684) \rightarrow \psi(3095) + \text{neutrals}$$
$$\quad \quad \quad \downarrow$$
$$\quad \quad \quad \mu^+\mu^- \text{ or } e^+e^-$$

Whereas the  $\mu^+\mu^-$  pairs from the cascade decay can be eliminated by a cut on the invariant mass at 3.316 GeV with a loss of 4% of the direct decays, the same cut applied to the  $e^+e^-$  pairs removes a large fraction of the data because of radiative effects. In order to reduce these losses to a level of 5% and to keep the contamination small, events with at least one momentum above 1.658 GeV are counted as direct decays. These cuts are illustrated in Fig. 1.

The cross sections for the three measured processes are presented in Fig. 2a-c. In contrast to the hadron data the lepton data have not been corrected for the loss of events with  $|\cos \theta| > 0.6$ , where  $\theta$  is the angle between the

outgoing positive lepton and the incident positron beam. The most prominent features of the data are the copious production of hadrons and the width of the distribution, which is compatible with the energy resolution of the machine.

Whereas the  $\mu$ -pair production is enhanced by a factor of 2 by the resonance, the  $e$ -pair rates are dominated by  $t$ -channel Bhabha scattering and thus provide the overall luminosity calibration.

In order to obtain the exact mass  $m$ , and the partial widths into electrons, muons, and hadrons,  $\Gamma_e$ ,  $\Gamma_\mu$ ,  $\Gamma_h$ , respectively, the 3 data sets are fitted simultaneously. The fitting procedure is identical to that applied to determine the properties of the  $\psi(3095)$ ,<sup>2</sup> though, because of the small branching fraction into leptons,  $\mu$ - $e$  universality has to be used, i. e.,  $\Gamma_e = \Gamma_\mu$ . The total width is defined as  $\Gamma = \Gamma_e + \Gamma_\mu + \Gamma_h$ , thus assuming no unobserved decay modes. The fit takes a Breit-Wigner amplitude and adds a nonresonant direct channel amplitude. It is assumed (and will be justified later) that the  $\psi(3684)$  like the photon is a  $J^{PC} = 1^{--}$  state. Consequently the leptonic decays have an angular distribution of  $1 + \cos^2 \theta$  and there is maximum interference between the  $s$ -channel QED amplitude and the Breit-Wigner amplitude. These theoretical cross sections are folded over the energy distribution of the colliding beams, which itself is treated as an analytic fold of a Gaussian resolution function and radiative energy losses in the initial  $e^+e^-$  state. Radiative effects like vertex corrections and vacuum polarization, as well as final state radiation of the leptons are included.<sup>5</sup> The variation of the energy resolution as a function of the beam current is taken into account.

The fit varies the following parameters, the mass  $m$ , the partial widths  $\Gamma_h$ ,  $\Gamma_e = \Gamma_\mu$ , the energy spread of the machine, an overall luminosity normalization constant, and the nonresonant hadronic cross section. The point to point errors include a  $\pm 2\%$  systematic uncertainty added in quadrature to the statistical

error. A  $\pm 50$  keV uncertainty in the c. m. energy setting is taken into account. The results of the fit are given in Table I. The errors on the decay widths are dominated by an overall uncertainty in the hadron detection efficiency of  $\pm 15\%$ . The difference between the masses of the  $\psi(3095)$  and of the  $\psi(3684)$  is  $(588.7 \pm 0.8)$  MeV. The assumption that leptons couple to the  $\psi(3684)$  only via an intermediate photon implies the existence of the decay  $\psi(3684) \rightarrow \gamma \rightarrow \text{hadrons}$  with a branching fraction

$$\frac{\Gamma_{\gamma h}}{\Gamma} = R \frac{\Gamma_e}{\Gamma} = 0.029 \pm 0.004 ,$$

which corresponds to a width of 6.7 keV.

The spin, parity and charge conjugation of the  $\psi(3684)$  resonance are established by study of the  $\mu$ -pair decay using the same arguments as in Ref. 2. The data in Fig. 2b are compared to the fitted curve having maximum interference, i. e., a pure  $J^{PC} = 1^{--}$  state, as well as to a fit without interference, e. g.,  $J=0$ . The former yields  $\chi^2=37$  for 39 degrees of freedom, while the no interference yields  $\chi^2=61$  corresponding to 4.9 standard deviations. Thus, one concludes that the  $\psi(3684)$  shares the quantum numbers of the photon.

Moreover, the angular distributions of the  $\mu$ -pairs support this assignment. The front-back asymmetry measured as a function of energy is given in Fig. 2d. The data are consistent with zero asymmetry which argues against  $\psi(3684)$  being a degenerate mixture of states of opposite P and C. The angular distribution at the center of the resonance as shown in Fig. 3 confirms that the  $\psi(3684)$  is a  $1^{--}$  state.

REFERENCES

1. G. S. Abrams et al., Phys. Rev. Letters 33, 1453 (1974).
2. A. M. Boyarski et al., Phys. Rev. Letters 34, 1357 (1975).
3. J. E. Augustin et al., Phys. Rev. Letters 34, 233 (1974);  
J. E. Augustin et al., Phys. Rev. Letters 34, 764 (1974).
4. G. S. Abrams et al., Phys. Rev. Letters 34, 1181 (1975).
5. Y. S. Tsai, Stanford Linear Accelerator Center preprint SLAC-PUB-1515 (1975);  
D. R. Yennie, Phys. Rev. Letters 34, 239 (1975).

TABLE I  
Properties of  $\psi(3684)$

Mass	$3.684 \pm 0.005$ GeV
$J^{PC}$	$1^{--}$
$\Gamma_e (= \Gamma_\mu)$	$2.1 \pm 0.3$ keV
$\Gamma_h$	$224 \pm 56$ keV
$\Gamma$	$228 \pm 56$ keV
$\Gamma_e/\Gamma$	$0.0093 \pm 0.0016$
$\Gamma_h/\Gamma$	$0.981 \pm 0.003$
$\Gamma_{\gamma h}/\Gamma$	$0.029 \pm 0.004$

FIGURE CAPTIONS

1. Momentum of the positive lepton vs the momentum of the negative lepton for collinear (within  $10^\circ$ ) 2-prong events.  $e$ -pairs (a) are separated from  $\mu$ -pairs (b) using shower counter pulse heights. The cuts to select direct decays are marked by the dashed lines.
2. Cross sections for (a)  $e^+e^- \rightarrow \text{hadrons}$ , (b)  $e^+e^- \rightarrow \mu^+\mu^-$  and (c)  $e^+e^- \rightarrow e^+e^-$  vs center-of-mass energy. The solid curves represent the result of the fit to the data, the dashed line in (b) represents no interference. (d) The front-back asymmetry for the  $\mu^+$  in  $e^+e^- \rightarrow \mu^+\mu^-$ .
3. Angular distribution of  $\mu^+$  in  $e^+e^- \rightarrow \mu^+\mu^-$  in the center of the  $\psi(3684)$  peak. The solid curve is the fit assuming  $f(\theta) = 1 + \cos^2 \theta$ , the dashed curve is the QED contribution.

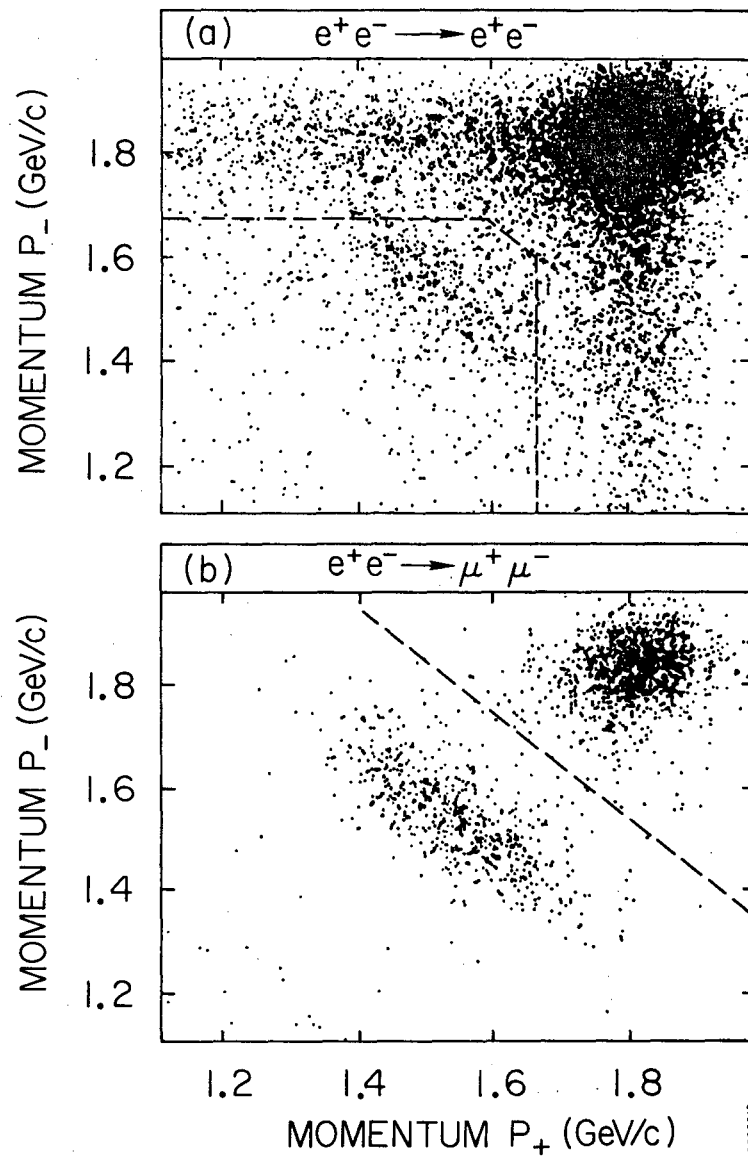


Fig. 1

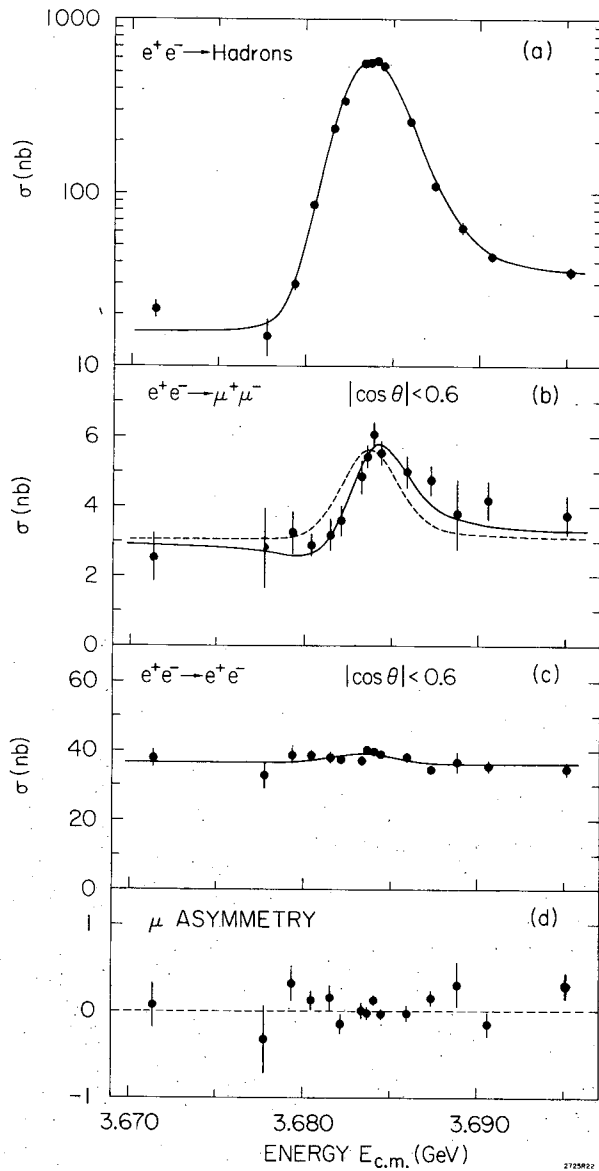


Fig. 2

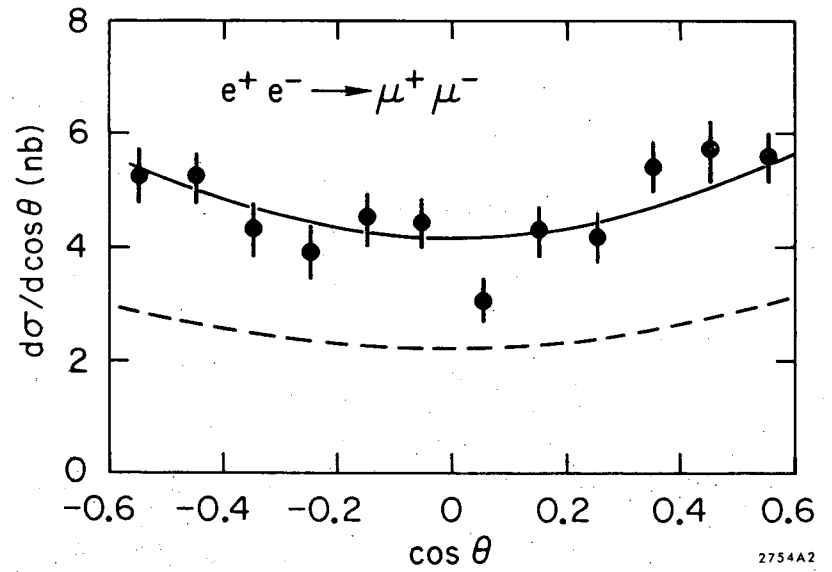


Fig. 3

LEGAL NOTICE

*This report was prepared as an account of work sponsored by the United States Government. Neither the United States nor the United States Atomic Energy Commission, nor any of their employees, nor any of their contractors, subcontractors, or their employees, makes any warranty, express or implied, or assumes any legal liability or responsibility for the accuracy, completeness or usefulness of any information, apparatus, product or process disclosed, or represents that its use would not infringe privately owned rights.*



TECHNICAL INFORMATION DIVISION  
LAWRENCE BERKELEY LABORATORY  
UNIVERSITY OF CALIFORNIA  
BERKELEY, CALIFORNIA 94720