

UCLA

Contemporary Music Score Collection

Title

Cromosfera

Permalink

<https://escholarship.org/uc/item/5f1347k9>

Author

Duran Barney, Ricardo

Publication Date

2020

Copyright Information

This work is made available under the terms of a Creative Commons Attribution-NonCommercial License, available at <https://creativecommons.org/licenses/by-nc/4.0/>

CROMOSFERA

Para ensamble

(Guitarra, Flauta, Clarinete, Viola y Violoncello)

Ricardo Duran Barney

Enero 2017

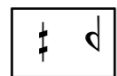
INSTRUMENTACIÓN:

- Flauta en Do, Muta Flauta en Sol
- Clarinete en Si bemol
- Guitarra
- Viola
- Violoncello

Duración: 6'30" aproximadamente

INDICACIONES GENERALES


Accidentales:



Cuartos de tono



Tres cuartos de tono



Transición



Trino



Vibrato exagerado

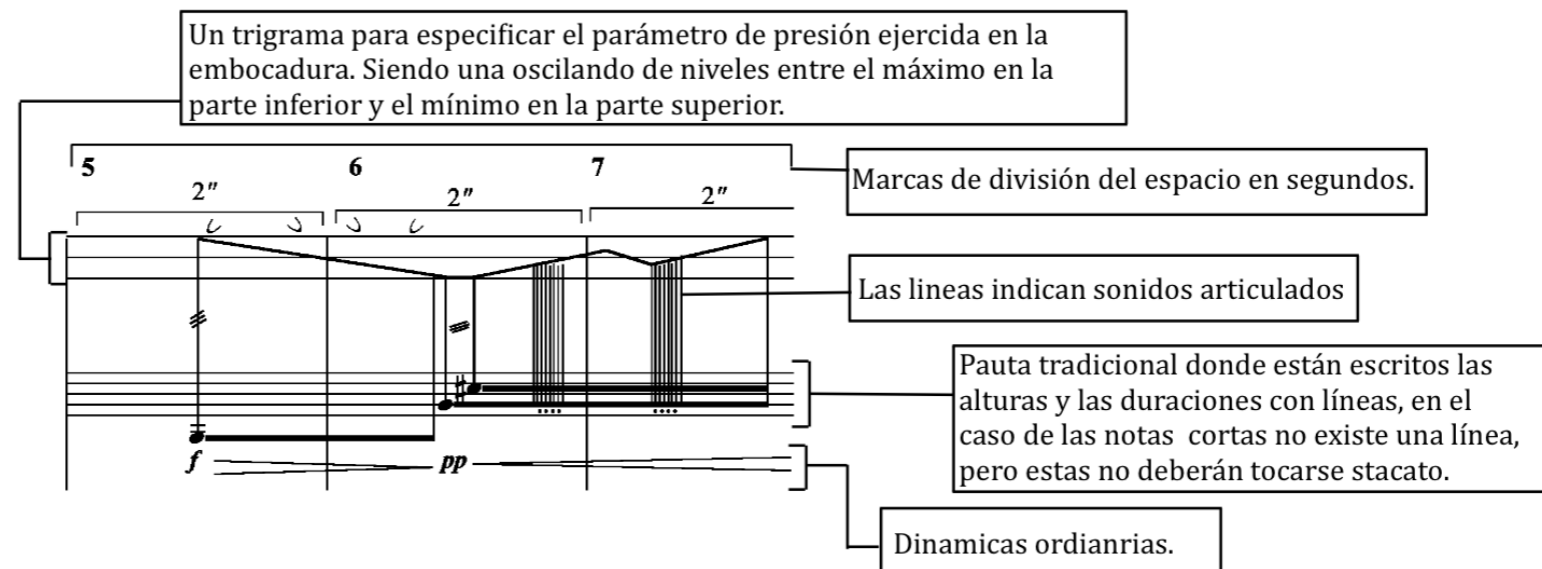


Vibrato regular



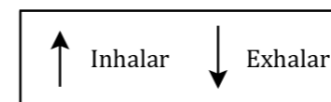
No vibrato

ALIENTOS




Cabezas de nota:

- Ordinario
- ◇ Armónico (Dejar sonar armónicos ad libitum sobre esa posición)
- Sonido eolicos
- > Golpe de lengua
- × Sonido de llaves



Articulaciones:

- > Acento fuerte
- ▲ Stacattissimo
- . Stacatto
- Stacatto , articulación doble, triple.



angulos de la embocadura



CUERDAS

Un trigrama para especificar la ubicación del arco, entre mucho sul ponticello y mucho sul tasto, así como los diferentes cambios de dirección del arco y la presión Ligera **Media** **Extrema**

arco ordinario

Vla.

f *ppp*

Dinamicas ordianrias.

Las líneas indican un sonido articulado en la misma dirección, esto sucede cuando no tienen anotación de cambio de arco.

Pauta tradicional donde están escritos las alturas y las duraciones con líneas, en el caso de las notas cortas no existe una línea, pero estas no deberán tocarse stacato.

Cabezas de nota:

- Digitación con presion ordinaria
- Digitación con presion entre armónico y ordinaria
- ◇ Digitación con presion de armónico
- × Altura indefinida

Articulaciones:

- > Acento fuerte
- ▲ Stacattissimo
- . Stacatto
- Jeté

GUITARRA

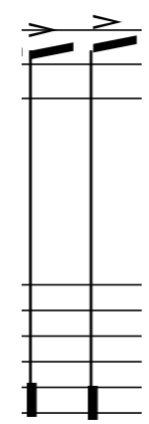
SCORDATURA:

Un trigrama para especificar la ubicación de acción y movimiento del slide de entre toda la extensión del instrumento desde la cejilla hasta el puente, indicando también la presión: **Ligera** **Media** **Extrema**
 articulaciones y dinámicas independientes.

- 6.- C#
- 5.- G#
- 4.- C#
- 3.- Gb
- 2.- Cb
- 1.- C#

Cabezas de nota:

- Ordinario
- ◇ Armónico



Esta cabeza de nota indica la región de las cuerdas donde debe ser accionado el slide sin pulsarse con la mano derecha.

Tremolo en una nota Tremolo entre dos notas

- m Palm mute string
- op Open string

Inclinación del slide

- Articulaciones:
- Tenuto
 - > Acento fuerte
 - ▲ Stacattissimo
 - Stacatto
 - Stacatto , articulación doble, triple.

The musical score is divided into two systems of measures:

- Measures 1-9:**
 - Flute (Fl.):** Starts with a forte (*f*) dynamic, followed by piano (*p*), and returns to forte (*f*). A dynamic shift to *fp* occurs at measure 7, followed by *pp*, *f*, and *pp*.
 - Clarinet (Cl.):** Enters at measure 10 with *pp*, followed by a crescendo to *f*, and then *sfz* dynamics from measure 12 to 14.
 - Guitar (Gtr.):** Features a complex rhythmic pattern with dynamic markings *f*, *ppp*, *f*, *pp*, and *f*.
 - Viola (Vla.):** Starts with *f*, then *ppp* at measure 3, *f* at measure 7, *p* at measure 10, *f* at measure 13, and *ppp* at measure 15.
 - Violin (Vc.):** Starts with *f* and remains at that dynamic until measure 15, where it shifts to *ppp*.
- Measures 10-19:**
 - Flute (Fl.):** Continues with *pp*, *f*, and *pp* dynamics.
 - Clarinet (Cl.):** Continues with *pp*, *f*, and *sfz* dynamics.
 - Guitar (Gtr.):** Continues with *f*, *ppp*, *f*, *pp*, and *f* dynamics.
 - Viola (Vla.):** Continues with *ppp*, *f*, *p*, *f*, and *ppp* dynamics.
 - Violin (Vc.):** Continues with *ppp* dynamic.

Performance instructions include *arco* and *arco au talon* for the strings, and *T*, *A*, and *B* for the guitar.

* Repetir seis veces. sumandose un instrumento por repetición, tomando el orden propuesto de entrada de los instrumentos o cambiandose si desea.
 ** Sobre las casillas, se omitira alguna de ellas en la repetición de cada instrumento.

42"

The score is divided into seven measures, numbered 1 through 7 at the top. It features three staves: Gtr. (Guitar), Vla. (Viola), and Vc. (Violin). The guitar part includes TAB notation and dynamic markings such as *f*, *p*, *pp*, *ppp*, *ff*, and *pp*. The viola part includes fingering (III, II, IV) and dynamic markings (*pp*, *f*, *f*, *p*, *mf*, *f*, *p*, *f*, *pp*, *f*). The violin part includes performance instructions like "arco au talon" and "arco ordinario", along with dynamic markings (*f*, *p*, *mf*, *f*, *p*, *sf*, *sf*, *sf*, *sf*, *sf*, *f*, *p*, *f*). Three red boxes highlight specific sections: the first box covers measures 1-2 and the beginning of measure 3; the second box covers measures 3-5 and the beginning of measure 6; the third box covers the end of measure 5 and the beginning of measure 6. On the right side, there are three numbered boxes: '1' next to the guitar staff, '2' next to the viola staff, and '3' next to the violin staff.

4

The score is divided into measures 3 through 8. Above the measures, there are time intervals marked as 2" (twice), 5", 2", 2", 2", 2", 2", and 2".

Flute (Fl.): Starts with *pp* in measure 3, moves to *f* in measure 4, then *ppp* in measure 5, followed by *sf sf sf* in measure 6, *sf sf f* in measure 7, *p* in measure 8, and *f* in measure 9. A blue box highlights measures 6, 7, and 8.

Clarinet (Cl.): Starts with *pp* in measure 3, moves to *p* in measure 4 and *f* in measure 5, then *p* in measure 6, *f* in measure 7, and *ppp* in measure 8. A blue box highlights measures 6, 7, and 8.

Guitar (Gtr.): Starts with *f* in measure 1, *p* in measure 2, *f* in measure 3, *p* in measure 4, *f* in measure 5, *p* in measure 6, *f* in measure 7, and *p* in measure 8. A blue box highlights measures 5, 6, 7, and 8.

Viola (Vla.): Starts with *p* in measure 3, *f* in measure 4, *pp* in measure 5, *f* in measure 6, *mf* in measure 7, and *f* in measure 8. A blue box highlights measures 4, 5, 6, and 7.

Violoncello (Vc.): Starts with *f* in measure 3, *p* in measure 4, *III f* in measure 5, *sf* in measure 6, *sf* in measure 7, and *sf* in measure 8. A blue box highlights measures 4, 5, 6, and 7.

Other markings include "arco ordinario" for the Viola and "T A B" for the Guitar.

* Repetir y en la segunda ves solo tocar lo que se encuentra dentro del contorno azul.

1 2 3 4

Muta Flauta en Sol

5 6 7 8 9 10

The musical score consists of five staves: Flute (Fl.), Clarinet (Cl.), Guitar (Gtr.), Viola (Vla.), and Violoncello (Vc.).

- Flute (Fl.):** Measures 1-4 feature a melodic line starting with a forte (*f*) dynamic, followed by a sforzando (*sf*) dynamic, and then a piano (*p*) dynamic. A performance instruction "Muta Flauta en Sol" is placed above the staff. Measures 5-10 continue the melodic development with various dynamics.
- Clarinet (Cl.):** Measures 5-10 show a complex rhythmic and melodic pattern with dynamic markings ranging from *f* to *pp*.
- Guitar (Gtr.):** The score includes guitar tablature (TAB) and fret numbers (T, A, B). Dynamics include *f*, *pp*, and *mf*. Performance markings such as "m" and "op" are present.
- Viola (Vla.):** The score includes fingerings (IV, III, IV) and dynamics like *p*, *sf*, *f*, *pp*, and *ppp*.
- Violoncello (Vc.):** The score includes fingerings (IV) and dynamics such as *f*, *p*, *mf*, and *pp*.

The score is divided into measures 1 through 10. Each measure is marked with a duration of 2".

- Fl. Sol:** Measures 5-8. Dynamics: *f*, *pp*, *f*, *pp*, *f*. Includes a 5" box.
- Cl.:** Measures 4-10. Dynamics: *mf*, *pp*, *f*, *f*. Includes a 5" box.
- Gtr. (TAB):** Measures 1-10. Dynamics: *f*, *ff*, *ff*, *fff*, *f*, *mf*, *f*. Includes a 5" box.
- Vla.:** Measures 1-10. Dynamics: *f*, *ff*, *f*, *ppp*, *p*, *f*. Includes a 5" box.
- Vc.:** Measures 1-10. Dynamics: *f*, *f*, *ppp*, *f*, *ppp*, *p*. Includes a 5" box.

Performance instructions include slurs, accents, and dynamic markings such as *f*, *pp*, *mf*, *fff*, *ppp*, and *p*. The score also features various musical notations like notes, rests, and articulation marks.

The score is divided into measures 1 through 13. The Flute part includes the instruction "Muta Flauta en Do" at measure 1. The Guitar part includes "T A B" notation and "gliss." markings. The Viola part includes fingering numbers III, II, and III. The Violoncello part includes fingering number IV. Dynamic markings include *f*, *p*, *pp*, *ff*, *mf*, and *ppp*. Performance instructions include "Repetir cuatro veces" and "solo en la ultima repeticion se tocará tal y como está escrito".

* Repetir cuatro veces, alterando el orden de las casillas. (solo en la ultima repeticion se tocará tal y como está escrito).