

Lawrence Berkeley National Laboratory

Recent Work

Title

ELASTIC - DIFFERENTIAL CROSS SECTION OFF++ p AT 1.5, 2.0, AND 2.5 BeV/c

Permalink

<https://escholarship.org/uc/item/5k0273nr>

Authors

Cook, Victor
Cork, Bruce
Holley, William R.
et al.

Publication Date

1962-09-20

University of California

Ernest O. Lawrence
Radiation Laboratory

TWO-WEEK LOAN COPY

*This is a Library Circulating Copy
which may be borrowed for two weeks.
For a personal retention copy, call
Tech. Info. Division, Ext. 5545*

Berkeley, California

DISCLAIMER

This document was prepared as an account of work sponsored by the United States Government. While this document is believed to contain correct information, neither the United States Government nor any agency thereof, nor the Regents of the University of California, nor any of their employees, makes any warranty, express or implied, or assumes any legal responsibility for the accuracy, completeness, or usefulness of any information, apparatus, product, or process disclosed, or represents that its use would not infringe privately owned rights. Reference herein to any specific commercial product, process, or service by its trade name, trademark, manufacturer, or otherwise, does not necessarily constitute or imply its endorsement, recommendation, or favoring by the United States Government or any agency thereof, or the Regents of the University of California. The views and opinions of authors expressed herein do not necessarily state or reflect those of the United States Government or any agency thereof or the Regents of the University of California.

UNIVERSITY OF CALIFORNIA
Lawrence Radiation Laboratory
Berkeley, California

November 13, 1962

ERRATA

TO: All recipients of UCRL-10391
FROM: Technical Information Division
Subject: UCRL-10391, "ELASTIC-DIFFERENTIAL CROSS SECTION OF
 $\pi^+ + p$ AT 1.5, 2.0, AND 2.5 BeV/c," Victor Cook, Bruce Cork,
William R. Holley, and Martin L. Perl, September 20, 1962.

Please make the following corrections on subject report.

Page 1, last paragraph: ... behavior is thought to be...

Page 5, 2nd paragraph: change "this data" to "these data"

Page 6, last line add "14" to superscript on "is"

should read: ... analysis, is^{6, 14}

Page 10, last reference should be 14, not part of 13.

Page 11, Table I. 6th line under $\cos\theta^*$ should read: 0.2 not 0.02

4th line from bottom under $\frac{d\sigma}{d\Omega} \left(\frac{mb}{sr} \right)$

should read: 0.66 ± 0.11 not 0.55 ± 0.11

Page 13, Table III. 2nd line under $\cos\theta^*$

should read: 0.916 not 1.916

1st line under $\frac{d\sigma}{d\Omega} \left(\frac{mb}{sr} \right)$

should read: 13.9 ± 1.4 not 13.9 ± 0.14

To be published in Phys. Rev.

UCRL-10391

UNIVERSITY OF CALIFORNIA
Lawrence Radiation Laboratory
Berkeley, California
Contract No. W-7405-eng-48

ELASTIC-DIFFERENTIAL CROSS SECTION OF $\pi^+ + p$
AT 1.5, 2.0, AND 2.5 BeV/c

Victor Cook, Bruce Cork, William R. Holley, and Martin L. Perl

September 20, 1962

ELASTIC-DIFFERENTIAL CROSS SECTION OF $\pi^+ + p$
AT 1.5, 2.0, AND 2.5 BeV/c

Victor Cook, Bruce Cork, and William R. Holley,
Lawrence Radiation Laboratory, University of California
Berkeley, California

and

Martin L. Perl
University of Michigan, Ann Arbor, Michigan

September 20, 1962

ABSTRACT

We measured elastic-scattering angular distributions for $\pi^+ + p$ scattering at 1.5, 2.0, and 2.5 BeV/c using spark chambers to detect scattered pions and protons. A bump that decreases in amplitude with increasing momentum is observed in the backward hemisphere in the 1.5 and 2.0 BeV/c distributions, but is not observed in the 2.5 BeV/c distributions. It appears reasonable to attribute this phenomenon to the 1.45 BeV/c resonance observed in the $\pi^+ + p$ total cross section. The data are compared with $\pi^- + p$ data and are found to support the theoretical prediction that the scattering cross sections for both charge states should become equal at high energies. We fit the angular distributions with a power series in $\cos\theta^*$, and compare the extrapolated values for the scattering cross section in the backward direction with the calculation of the neutron-exchange pole contribution to the cross section. The "elementary" neutron-pole term contribution is calculated to be 90 mb/sr at 2.0 BeV/c, in violent disagreement with the extrapolated value, ≈ 0.5 mb/sr. The residue function $b(u)$, as defined by Frautschi, Gell-Mann and Zachariasen, which appears in the Regge neutron-pole term, is calculated from extrapolated values for the differential cross section at $\cos\theta^* = -1$. The

values of $b(u)$ obtained are 135 ± 16 mb at 1.5 BeV/c, 64 ± 12 mb at 2.0 BeV/c and 45 ± 15 mb at 2.5 BeV/c.

ELASTIC-DIFFERENTIAL CROSS SECTION OF $\pi^+ + p$
AT 1.5, 2.0, AND 2.5 BeV/c

Victor Cook, Bruce Cork, and William R. Holley,
Lawrence Radiation Laboratory, University of California
Berkeley, California

and

Martin L. Perl
University of Michigan, Ann Arbor, Michigan

September 20, 1962

I. INTRODUCTION

The elastic-differential cross sections of positive pions on protons at incident-pion momenta of 1.5, 2.0, and 2.5 BeV/c have been measured for pion-scattering angles greater than about 9 deg in the laboratory system. The existing evidence concerning the pion-nucleon interaction at high energy, can be summarized as follows.

At about 1.5 BeV/c, the $\pi^+ + p$ total cross section has a broad resonance, whereas from 2 BeV/c upward the variation of the total cross section with energy is smooth and slowly decreasing.^{1,2} Our lowest momentum measurement coincides with the highest momentum $\pi^+ + p$ resonance known. For convenience, we shall refer to the entire region below 2 BeV/c as the "resonance region" of pion-nucleon interactions.

The behavior of the $\pi^+ + p$ and $\pi^- + p$ total cross sections from 2.5 BeV/c upward can be described as an asymptotic approach to a high-energy limit. At that high-energy limit the behavior is thought to be very simple;³ the total cross sections for $\pi^+ + p$ and $\pi^- + p$ should approach the same value; the elastic total and differential cross sections should also become equal; and the charge-exchange cross section should go to zero. Additionally, recent dispersion theories⁴⁻⁶ lead to specific conjectures about

the behavior of the differential-elastic cross section with energy for the low momentum-transfer (diffraction-scattering) region and for the large momentum-transfer (backward-scattering) region.

The purpose of our measurements was to extend the known $\pi^+ + p$ elastic-differential cross section from the resonance region to the beginning of the asymptotic region. Three things will be discussed specifically; first, the effect of the 1.45 BeV/c $\pi^+ + p$ total cross-section resonance on $\pi^+ + p$ and $\pi^- + p$ elastic scattering; second, the degree to which the $\pi^+ + p$ and $\pi^- + p$ elastic cross sections become similar as the incident-pion momentum increases; third, the evidence of a peak in the backward-scattering region, and a comparison of this peak with the predictions of the elementary-particle dispersion relation and the Regge pole theories.

II. EXPERIMENTAL METHOD AND RESULTS

The measurement was carried out at the Bevatron during an extensive experiment on K^+ interactions by Cook et al.⁷ During the time that the Bevatron beam was being used primarily for another experiment, the K^+ -beam apparatus was tuned for π^+ . About 5% of the internal proton beam provided sufficient π^+ flux for this experiment. Since the equipment used was the same as in the K^+ experiment and is discussed in detail elsewhere,⁷ only a very brief description is given here. The apparatus, Fig. 1, consisted of a four-foot-long hydrogen target surrounded on the front and sides in the horizontal plane by three spark chambers which were in turn surrounded by an array of scintillation counters. The chambers were pulsed when the counters indicated an interaction had occurred with at least two roughly coplanar outgoing particles. The three spark chambers, each with a 90-deg stereo view, were photographed on a single film frame.

All of the film was scanned at the Lawrence Radiation Laboratory and separately scanned at the University of Michigan. We selected elastic events by requiring that the events be coplanar within three deg and that the angles of the proton and pion differ no more than four deg from the kinematic prediction. Actually 80% of all events accepted as elastic were coplanar within two deg and agreed with the kinematic prediction within two degrees. The total number of pictures taken was about 25,000, of which 3307 were finally accepted as elastic. We corrected the data for geometric bias introduced by the counters, scanning bias, beam attenuation in the hydrogen target, absorption of the scattered proton, loss of elastic events by nuclear and multiple scattering, contamination by inelastic events from the hydrogen, and μ^+ and e^+ contamination in the beam.

The results are given in Figs. 2, 3, and 4. The θ^* is the angle of the scattered pion in the barycentric system. Statistical errors and uncertainties in corrections contribute approximately equal amounts to the total $\pi^+ + p$ errors. In addition to the errors shown, there is an overall uncertainty of $\pm 15\%$ in the absolute normalization due largely to uncertainties in μ^+ and e^+ contamination. To simplify the comparison with $\pi^- + p$ the corresponding $\pi^- + p$ differential cross sections are also shown. The data are from Reference 8, 9, and 10. The errors on the π^- points are not shown but are about the same size as the π^+ errors. Normalization uncertainties are about the same for both π^+ and π^- .

The data are also presented in Tables I, II, and III. In the calculation of the values of $d\sigma/d\Omega$ at 0 deg, we derived the imaginary part of the forward-scattering amplitude from the total cross sections given in Ref. 2. The real part of the forward-scattering amplitude was taken from the calculation of Cronin,¹¹ except that his assumption of constant behavior of the total cross section at very high energy was replaced by the asymptotic behavior of the

total cross section given in Ref. 2. The total elastic cross sections for π^+ and π^- are given in Table IV.

The π^+ -p and π^- -p⁸ distributions have been fitted with a power series in $(\cos\theta^*)^n$. At 2.5 BeV/c, both distributions require at least 10th or 11th order terms, and the same is true of the π^- -p data at 2.0 BeV/c. The best values for the power-series coefficients for the 1.5 and 2.0 BeV/c data are given in Table V, and the cross sections calculated from these coefficients are plotted in Figs. 2 and 3.

III. DISCUSSION

First we consider the comparison of the π^+ +p and π^- +p differential cross sections at 1.5 BeV/c. The diffraction peaks are quite similar, but the π^+ +p has a large backward "bump" (to be distinguished from backward "peak" which refers to the peak at $\cos\theta^* = -1$) which reaches a maximum of 1.1 mb/sr at about $\cos\theta^* = -0.5$, whereas the π^- +p only reaches about 0.3 mb/sr. Thus the effect of the isotopic spin-3/2 resonance, which appears at 1.45 BeV/c in the π^+ +p total cross section, is also clearly evident in the π^+ +p elastic cross section and, to a lesser extent, also in the π^- +p elastic cross section.

At 2.0 BeV/c the π^+ +p cross section is still greater than the π^- +p cross section; the total elastic cross section is about 25% greater; and in the region outside of the forward scattering peak, from $\cos\theta^* = +0.2$ to $\cos\theta^* = -1.0$, the average differential cross section is 0.21 ± 0.035 mb/sr for π^+ +p compared to 0.16 ± 0.025 mb/sr for π^- +p. However, at 2.5 BeV/c the total elastic and differential-elastic cross sections are the same within the errors of this experiment.

Thus, although 2.5 BeV/c is only the beginning of the asymptotic region, the elastic-differential cross sections are already the same within the errors of

these experiments, namely within about 25%. Thus this experiment supports the general picture that for increasing incident-pion momenta above the region of pion-proton resonances, not only are the total pion-proton cross sections becoming independent of the pion charge, but the elastic-differential cross sections are also becoming independent of the pion charge.

Finally we consider the possibility of a backward peak in the differential cross section. We observe that the power-series fits to the $\pi^+ + p$ angular distributions at 1.5 and 2.0 BeV/c indicate the presence of a peak at $\cos\theta^* = -1$ in both of these distributions.¹² We must point out, however, that we have no data in the crucial region between $\cos\theta^* = -0.95$ and -1.0 . Thus we depend upon extrapolated curves which indicate the presence of considerable structure in the backward region. This is particularly noticeable in the curve fitted to the data at 1.5 BeV/c shown in Fig. 2. There were no measurements made beyond $\cos\theta^* = -0.85$ for this process, so the backward peak is a result of the fitting procedure. (The peak is much smaller in the next highest order fit to this data.)

The lowest order diagrams which contribute to backward $\pi^+ - p$ scattering are shown in Fig. 5. These diagrams lead to singularities in the unphysical region, $\cos\theta < -1$, and one might expect that the singularity closest to $\cos\theta^* = -1$ is the most important in determining the backward scattering. The neutron-exchange diagram (Fig. 5a) can contribute only to $\pi^+ + p$ because of charge conservation; this diagram leads to a pole which is the closest singularity to $\cos\theta^* = -1$. Diagram 5b is representative of processes in which a nucleon and one or more pions are exchanged, and these diagrams lead to branch cuts beginning further away ^{from} $\cos\theta^* = -1$ than the neutron-exchange pole. If the process represented by Fig. 5a is much more important than the processes represented by Fig. 5b, then one expects the differential cross section

to rise in the physical region near $\cos\theta^* = -1$.

Proceeding on this assumption, one can calculate the contribution to backward elastic scattering from the neutron-exchange pole. If the neutron is an elementary particle⁶ one finds,¹³

$$\left. \frac{d\sigma}{d\Omega} (\cos\theta^* = -1) \right|_{\text{pole}} = \left| f_1^{3/2} - f_2^{3/2} \right|^2 = \left| \frac{g^2 M}{u - M^2} \left[\frac{W^2 - M^2 + \mu^2}{W^2} \right] \right|^2,$$

where $g^2 \approx 15$, M = nucleon mass, μ = pion mass, W = total energy in the barycentric system, and u is the square of the cross-momentum transfer given by

$$u = M^2 - 2\sqrt{(q^2 + \mu^2)(q^2 + M^2)} - 2q^2 \cos\theta^* + \mu^2,$$

where q = barycentric momentum.

At 2.0 BeV/c incident-pion momentum,

$$\left. \frac{d\sigma}{d\Omega} (\cos\theta^* = -1) \right|_{\text{pole}} \approx 90 \text{ mb/sr!}$$

Evidently a correct description of π^+ -p backward scattering must include the effect of processes represented by Fig. 5b. Unfortunately, there appears to be no reliable method available for carrying out this calculation within the framework of ordinary dispersion theory.

If the neutron is a composite particle and if the incident-pion energy is "large enough", the Regge-pole analysis should give the correct contribution of the neutron-exchange trajectory to backward scattering. The contribution to π^+ -p backward scattering from diagram 5a, according to this analysis, is⁶

$$\frac{d\sigma}{d\Omega} (\cos\theta^* = -1) = \left| \frac{(\sqrt{u}-2M)}{4\pi} \left(\frac{1+e^{-i\pi\alpha}}{2\sin\pi\alpha} \right) \left(\frac{s}{2\mu M} \right)^\alpha b(u) \right|^2,$$

where $s = W^2$, and $\alpha = J-1/2$ is zero at $u = M^2$. The slope of the nucleon Regge trajectory⁴ is approximately $\alpha'(u) \approx 1/(\text{BeV})^2$. By extrapolating this trajectory to the value of u corresponding to backward scattering, one finds $\alpha \approx -0.8$. If we take this trajectory to be the dominant one, the differential cross section is then

$$\frac{d\sigma}{d\Omega} = \frac{|b(u)|^2 0.113 (\sqrt{u}-13.4)^2}{s^{1.6}},$$

where s is in pion mass units (μ^2), and $b(u)$ is in $(\frac{1}{\mu})^2$. In principle, the value of $|b(u)|^2$ could be determined from the measured differential cross section at $\cos\theta^* = -1$. The values determined for $b(u)$ from the experimental data are shown in Table VI. The agreement between the values of $b(u)$ for 2.0 and 2.5 BeV/c is consistent with the requirement that $b(u)$ be a slowly varying function of momentum transfer. The backward peak at 1.5 BeV/c is known to be associated with a resonance in the s -channel,¹² hence we do not expect the value of b calculated for this momentum to agree with the values calculated for the higher momentum since our analysis does not include the effect of s -channel resonances.

It should be noted that at very high energy the N_{33}^* trajectory dominates the $\pi^+ - p$ backward scattering because the value of $\alpha_{33}(0)$ is larger than $\alpha_N(0)$. At lower energies the neutron trajectory should dominate. We have assumed this to be the case in the energy range considered in this paper.

Although the present evidence is insufficient to allow a choice to be made between the composite state (Regge Pole) and elementary-particle hypotheses, the former is slightly favored. The value we calculated for the backward peak in elastic scattering, assuming that "elementary" neutron exchange dominates, was about two orders of magnitude too large. This means that if the elementary-particle hypothesis is correct, the integrals over the double spectral functions must be nearly as large as the pole term. While there does not appear to be any reason why this could not be so, it does make this interpretation a little less attractive.

A similar analysis could be carried out for $\pi^- - p$ backward scattering, where the exchanged "particle" is N_{33}^* . The existing evidence on $\pi^- - p$ backward scattering does not appear to warrant such an analysis however, since the extrapolation to $\cos\theta^* = -1$ would be even more uncertain than for $\pi^+ - p$.

ACKNOWLEDGMENTS

We wish to thank Denis Keefe, Leroy Kerth, Paul Murphy, William Wenzel, and Theodore Zipf for their generosity in allowing us to use the K^+ apparatus and beam for this experiment, and for their help in taking the data. We also wish to thank Kwan Lai and Clyde Peck for their help in taking the data. Two of us (VC and WRH) wish to thank several LRL theorists, in particular B. M. Udagaonkar and V. Singh, for many illuminating discussions concerning the dispersion-relation analysis. Finally we wish particularly to thank Lawrence Jones for his help, interest, and support throughout the experiment and the analysis.

FOOTNOTES AND REFERENCES

*Supported in part by the Office of Naval Research and by the U. S. Atomic Energy Commission.

1. T. J. Devlin, B. C. Barish, W. N. Hess, V. Perez-Mendez, and J. Solomon, *Phys. Rev. Letters* 4, 242 (1960).
2. M. J. Longo, J. A. Helland, W. N. Hess, B. J. Moyer, and V. Perez-Mendez, *Phys. Rev. Letters* 3, 568 (1959); G. von Dardel, D. Dekkers, R. Mermod, M. Vivargent, G. Weber, and K. Winter, *Phys. Rev. Letters* 8, 173 (1962); S. J. Lindenbaum, W. A. Love, J. A. Niederer, S. Ozaki, J. J. Russell, and L. C. L. Yuan, *Phys. Rev. Letters* 7, 352 (1961).
3. I. Ya. Pomeranchuk, *Soviet Phys. JETP (English Transl.)* 7, 499 (1958); V. S. Barashenkov, *Soviet Phys. Usp.* 3, 689 (1961).
4. (a) G. F. Chew and S. C. Frautschi, *Phys. Rev. Letters* 7, 394 (1961);
(b) G. F. Chew and S. C. Frautschi, *Phys. Rev. Letters* 8, 41 (1962).
5. V. Singh and B. M. Udgaonkar, *Phys. Rev.* 123, 1487 (1961).
6. S. C. Frautschi, M. Gell-Mann, and F. Zachariasen, *Phys. Rev.* 126, 2204 (1962).
7. V. Cook, D. Keefe, L. T. Kerth, P. G. Murphy, W. A. Wenzel, and T. F. Zipf, Lawrence Radiation Laboratory Report UCRL 10183 (September 1962) (submitted to *Phys. Rev.*)
8. K. W. Lai, L. W. Jones, and M. L. Perl, *Phys. Rev. Letters* 7, 125 (1961).
9. M. Chretien, J. Leitner, N. P. Samios, M. Schwartz, and J. Steinberger, *Phys. Rev.* 108, 383 (1957).

10. V. Cook, B. Cork, T. F. Hoang, D. Keefe, L. T. Kerth, W. A. Wenzel, and T. F. Zipf, Phys. Rev. 123, 320 (1961).
11. J. W. Cronin, Phys. Rev. 118, 824 (1960).
12. Our angular distribution at 1.5 BeV/c is in good agreement with that reported by J. A. Helland, T. J. Devlin, D. E. Hagge, M. J. Longo, B. J. Moyer, and C. D. Wood, Lawrence Radiation Laboratory Report UCRL-10263 (May 1962)(to be published in Phys. Rev.).
13. S. C. Frautschi and J. D. Walecka, Phys. Rev. 120, 1486 (1960).

The approximations necessary to yield this asymptotic expression for $\frac{d\sigma}{d\Omega}$ are only valid for $u < 0$. Consequently the above expression is not, strictly speaking, valid for $\cos\theta^* = -1$.

Table I. Elastic-differential cross section for $\pi^+ p$ scattering at 1.5 BeV/c incident- π momentum.

$\cos \theta^*$	$\frac{d\sigma}{d\Omega} \left(\frac{\text{mb}}{\text{sr}} \right)$
1.00	12.7 ± 1.24
0.838	2.42 ± 0.36
0.75	1.65 ± 0.25
0.55	0.30 ± 0.07
0.45	0.44 ± 0.09
0.02	0.31 ± 0.05
-0.05	0.47 ± 0.09
-0.15	0.82 ± 0.14
-0.25	1.02 ± 0.15
-0.35	1.14 ± 0.17
-0.45	0.98 ± 0.15
-0.55	0.91 ± 0.14
-0.65	0.55 ± 0.11
-0.75	0.51 ± 0.09
-0.85	0.39 ± 0.08
-0.915	0.78 ± 0.23

Table II. Elastic-differential cross section for $\pi^+ + p$ scattering at 2.0 BeV/c incident- π momentum.

$\cos\theta^*$	$\frac{d\sigma}{d\Omega}(\frac{mb}{sr})$
1.00	10.4 \pm 0.96
0.882	3.84 \pm 0.57
0.825	2.93 \pm 0.44
0.75	1.60 \pm 0.24
0.65	0.54 \pm 0.11
0.55	0.47 \pm 0.10
0.45	0.37 \pm 0.09
0.2	0.33 \pm 0.05
-0.05	0.22 \pm 0.06
-0.15	0.31 \pm 0.08
-0.25	0.19 \pm 0.06
-0.35	0.35 \pm 0.09
-0.45	0.34 \pm 0.09
-0.55	0.24 \pm 0.06
-0.65	0.21 \pm 0.05
-0.75	0.10 \pm 0.03
-0.85	0.03 \pm 0.02
-0.915	0.05 \pm 0.05

Table III. Elastic-differential cross section for $\pi^+ + p$ scattering at 2.5 BeV/c incident - π momentum.

$\cos\theta^*$	$\frac{d\sigma}{d\Omega} \left(\frac{\text{mb}}{\text{sr}} \right)$
1.00	13.9 ± 0.14
1.916	3.12 ± 0.47
0.87	2.50 ± 0.38
0.825	1.55 ± 0.23
0.75	0.70 ± 0.11
0.65	0.29 ± 0.06
0.50	0.16 ± 0.04
0.30	0.17 ± 0.04
0.10	0.08 ± 0.02
-0.10	0.10 ± 0.03
-0.30	0.02 ± 0.01
-0.50	0.06 ± 0.02
-0.70	0.07 ± 0.02
-0.85	0.06 ± 0.02
-0.925	0.09 ± 0.05

Table IV. Total elastic cross sections in mb.

P_{π}^{LAB}	$\pi^+ + p$	$\pi^- + p$
1.5	13.8 ± 2.0	10.4 ± 1.5
2.0	10.6 ± 1.5	8.0 ± 1.5
2.5	6.9 ± 1.0	7.3 ± 1.1

Table V. Best values found for coefficients of $\cos\theta$ power-series fits to the π^+ -p and π^- -p elastic-scattering angular distributions.

	π^+ -p		π^- -p
P_{π}^{LAB}	1.5	2.0	1.5
order of best fit	6	6	7
$P(\bar{x}^2)$	0.16	0.60	0.48
$F^{(a)}$	0.16	0.14	0.75
a_0	0.47 ± 0.07	0.22 ± 0.03	0.15 ± 0.02
a_1	-1.03 ± 0.31	0.52 ± 0.16	-0.09 ± 0.13
a_2	3.37 ± 0.93	1.41 ± 0.46	1.15 ± 0.36
a_3	-0.12 ± 1.42	-3.79 ± 0.79	2.36 ± 1.24
a_4	-13.97 ± 3.05	-6.18 ± 1.53	-5.99 ± 1.31
a_5	5.55 ± 1.52	7.97 ± 0.92	-9.42 ± 3.37
a_6	16.69 ± 2.67	9.68 ± 1.36	8.75 ± 1.25
a_7			12.23 ± 2.64

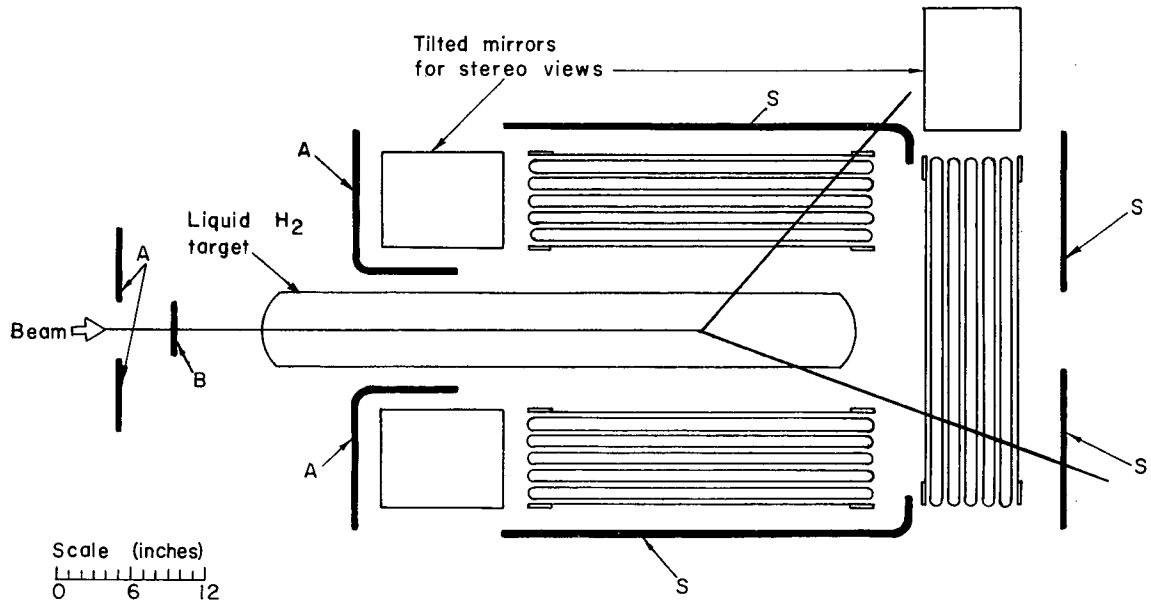
(a) Probability that next highest term is zero, calculated using the Fisher "F" test.

Table VI. Experimental values for $b(u)$ at $\cos\theta^* = -1$.

p_k (BeV/c)	$s(\mu^2)$	$u(\mu^2)$	$\frac{d\sigma}{d\Omega}(\cos\theta^* = -1)$	$b(\text{mb})$
1.5	191.0	10	2.40 ± 0.47	135 ± 16
2.0	240.0	8	0.40 ± 0.15	64 ± 12
2.5	289.0	7	0.15 ± 0.10	45 ± 15

FIGURE CAPTIONS

- Fig. 1. Horizontal section of the apparatus. The heavy lines represent scintillation counters. Those labeled S are the spark chamber trigger counters; A indicates anti-counters; B is the target defining counter. A typical scattering event is indicated schematically.
- Fig. 2. Elastic-differential cross section at 1.5 BeV/c for $\pi^+ + p$ and $\pi^- + p$ (forward point from reference 9; other data from reference 8) in the barycentric system against the angle of the scattered pion in that system. The backward peak at $\cos\theta = -1$ in the $\pi^- + p$ cross section is a result of the fitting procedure.
- Fig. 3. Elastic-differential cross section at 2.0 BeV/c for $\pi^+ + p$ and $\pi^- + p$ (two most forward points from reference 10; other data from reference 8) in the barycentric system against the angle of the scattered pion in that system.
- Fig. 4. Elastic-differential cross section at 2.5 BeV/c for $\pi^+ + p$ and $\pi^- + p$ (from reference 8) in the barycentric system against the angle of the scattered pion in that system.
- Fig. 5. Diagrams for processes dominating backward scattering.



MU-28173

Fig. 1

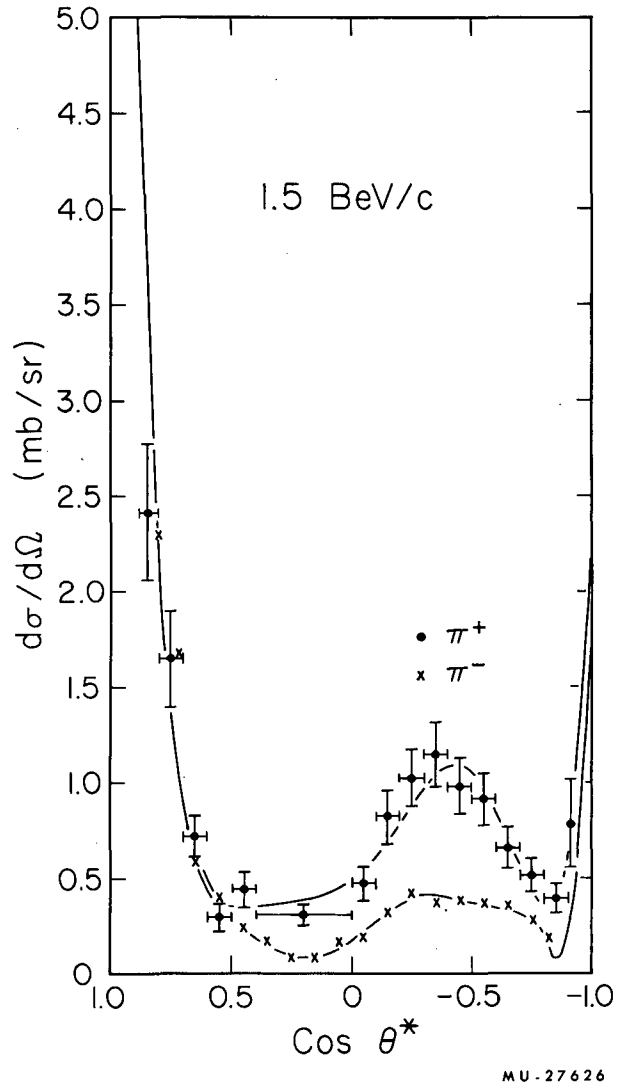


Fig. 2

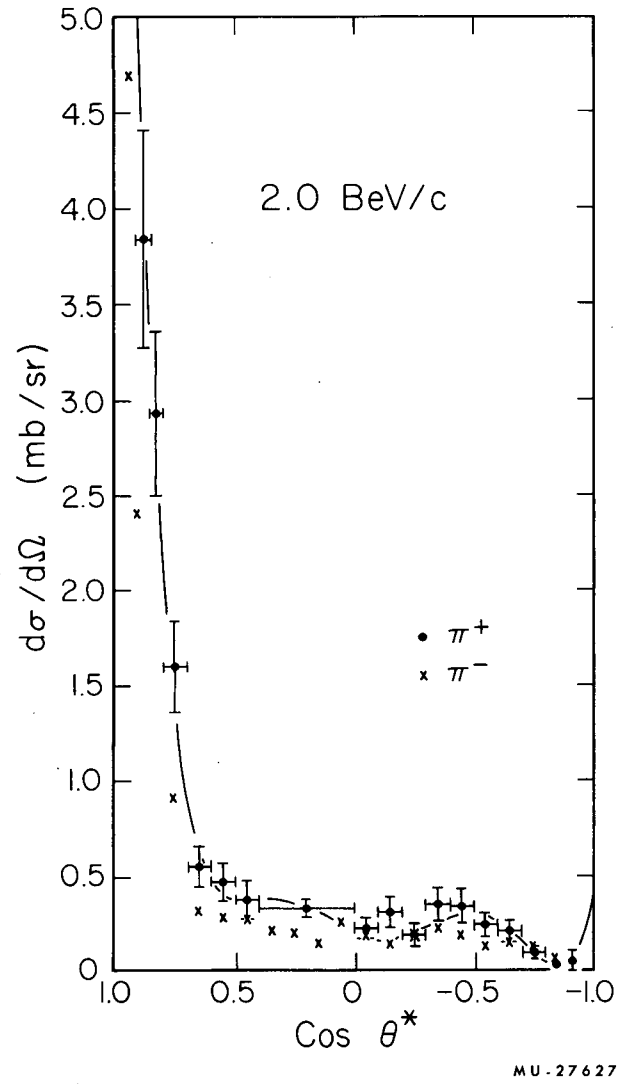
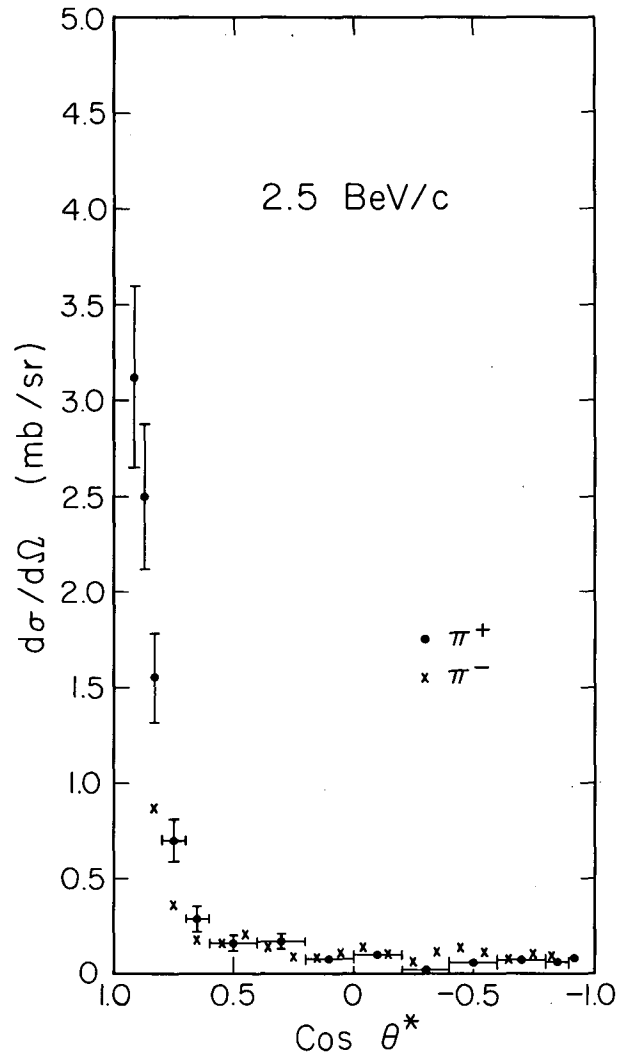
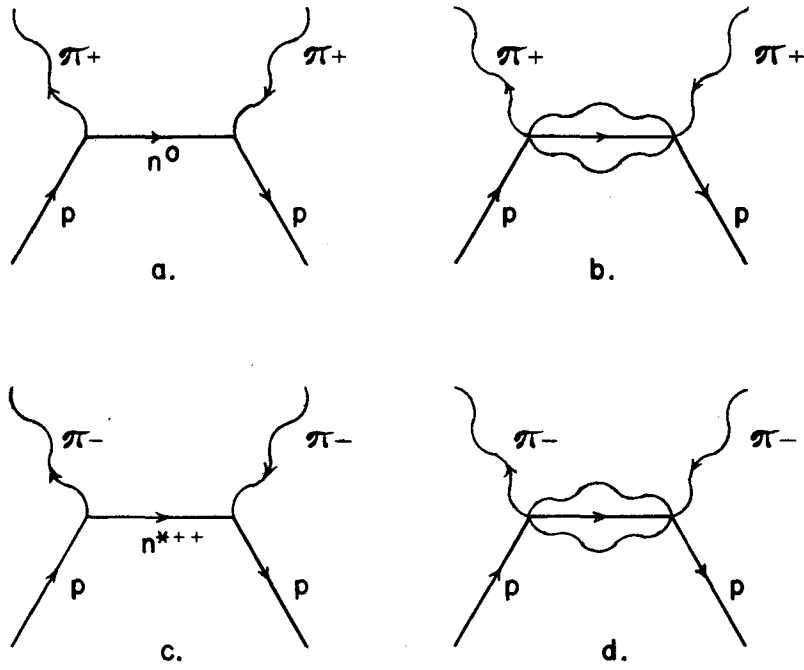


Fig. 3



MU-27625

Fig. 4



MU-28174

Fig. 5

This report was prepared as an account of Government sponsored work. Neither the United States, nor the Commission, nor any person acting on behalf of the Commission:

- A. Makes any warranty or representation, expressed or implied, with respect to the accuracy, completeness, or usefulness of the information contained in this report, or that the use of any information, apparatus, method, or process disclosed in this report may not infringe privately owned rights; or
- B. Assumes any liabilities with respect to the use of, or for damages resulting from the use of any information, apparatus, method, or process disclosed in this report.

As used in the above, "person acting on behalf of the Commission" includes any employee or contractor of the Commission, or employee of such contractor, to the extent that such employee or contractor of the Commission, or employee of such contractor prepares, disseminates, or provides access to, any information pursuant to his employment or contract with the Commission, or his employment with such contractor.

