

Lawrence Berkeley National Laboratory

Lawrence Berkeley National Laboratory

Title

Unraveling duality violations in hadronic tau decays

Permalink

<https://escholarship.org/uc/item/5p4029q8>

Author

Cata, Oscar

Publication Date

2008-07-14

Peer reviewed

Unraveling duality violations in hadronic tau decays

Oscar Cata,^a Maarten Golterman^b and Santiago Peris^c

^aErnest Orlando Lawrence Berkeley National Laboratory, University of California,
Berkeley, CA 94720, USA

^bDepartment of Physics and Astronomy, San Francisco State University,
1600 Holloway Ave, San Francisco, CA 94132, USA

^cGrup de Física Teòrica and IFAE
Universitat Autònoma de Barcelona, 08193 Barcelona, Spain

March 2008

*This work was supported in part by the Director, Office of Science, Office of High Energy Physics, of the U.S. Department of Energy under Contract No. DE-AC02-05CH11231.

DISCLAIMER

This document was prepared as an account of work sponsored by the United States Government. While this document is believed to contain correct information, neither the United States Government nor any agency thereof, nor The Regents of the University of California, nor any of their employees, makes any warranty, express or implied, or assumes any legal responsibility for the accuracy, completeness, or usefulness of any information, apparatus, product, or process disclosed, or represents that its use would not infringe privately owned rights. Reference herein to any specific commercial product, process, or service by its trade name, trademark, manufacturer, or otherwise, does not necessarily constitute or imply its endorsement, recommendation, or favoring by the United States Government or any agency thereof, or The Regents of the University of California. The views and opinions of authors expressed herein do not necessarily state or reflect those of the United States Government or any agency thereof or The Regents of the University of California.

Unraveling duality violations in hadronic tau decays

Oscar Catà,^a Maarten Golterman^b and Santiago Peris^c

^aErnest Orlando Lawrence Berkeley National Laboratory, University of California,
Berkeley, CA 94720, USA

^bDepartment of Physics and Astronomy, San Francisco State University,
1600 Holloway Ave, San Francisco, CA 94132, USA

^cGrup de Física Teòrica and IFAE
Universitat Autònoma de Barcelona, 08193 Barcelona, Spain

Abstract

There are some indications from recent determinations of the strong coupling constant α_s and the gluon condensate that the Operator Product Expansion may not be accurate enough to describe non-perturbative effects in hadronic tau decays. This breakdown of the Operator Product Expansion is usually referred to as being due to “Duality Violations.” With the help of a physically motivated model, we investigate these duality violations. Based on this model, we argue how they may introduce a non-negligible systematic error in the current analysis, which employs finite-energy sum rules with pinched weights. In particular, this systematic effect might affect the precision determination of α_s from tau decays. With a view to a possible future application to real data, we present an alternative method for determining the OPE coefficients that might help estimating, and possibly even reducing, this systematic error.

1 Introduction

Ever since the seminal work of Ref. [1], it has been recognized that hadronic tau decays provide an excellent experimental setting for extracting precise values of Standard Model parameters such as the strong coupling constant α_s [2], the strange quark mass m_s [3], and the CKM matrix element $|V_{us}|$ [4].

The importance of a precise determination of QCD parameters can hardly be overemphasized, both in order to test the validity of the Standard Model as well as to constrain physics beyond the Standard Model. In particular, α_s has a special status as the coupling constant of QCD. The current world average value as given by Ref. [5] is

$$\alpha_s(M_z^2) = 0.1189 \pm 0.0010 . \quad (1.1)$$

Methods to determine α_s include, among others, deep inelastic scattering, the e^+e^- cross section, the Z width, and the lattice. What is special about the determination from tau decays is that it extracts α_s at a remarkably low energy scale ($m_\tau = 1.777$ GeV), but still high enough for perturbation theory to be applicable and non-perturbative effects to be small. Because of asymptotic freedom, the relative error on α_s gets reduced by roughly a factor of three after evolving it from the tau mass to the Z mass. Recently, Ref. [3] performed an analysis based on the ALEPH data collected at LEP, quoting as the final value

$$\alpha_s(m_\tau^2) = 0.345 \pm 0.004_{\text{exp}} \pm 0.009_{\text{th}} , \quad (1.2)$$

which, extrapolated to the Z mass, gives

$$\begin{aligned} \alpha_s(M_z^2) &= 0.1215 \pm 0.0004_{\text{exp}} \pm 0.0010_{\text{th}} \pm 0.0005_{\text{evol}} \\ &= 0.1215 \pm 0.0012 . \end{aligned} \quad (1.3)$$

A somewhat more conservative estimate was given in Ref. [2]:

$$\begin{aligned} \alpha_s(m_\tau^2) &= 0.340 \pm 0.005_{\text{exp}} \pm 0.014_{\text{th}} , \\ \alpha_s(M_z^2) &= 0.1209 \pm 0.0006_{\text{exp}} \pm 0.0016_{\text{th}} \pm 0.0005_{\text{evol}} \\ &= 0.1209 \pm 0.0018 . \end{aligned} \quad (1.4)$$

These results are compatible with the OPAL value of $\alpha_s(M_z^2) = 0.1219 \pm 0.0010_{\text{exp}} \pm 0.0017_{\text{th}}$ [6].

The results in (1.3), together with the lattice result [7]

$$\alpha_s(M_z^2) = 0.1170 \pm 0.0012 , \quad (1.5)$$

are the most precise determinations of the strong coupling constant to date. Remarkably, they differ from each other by 2.7 standard deviations. In fact, as emphasized by Bethke [5], these two values extracted from tau decay and the lattice differ from the world average computed with all the other measurements by +1.8 and -1.6 standard deviations, respectively. Given the relevance of these measurements, we think it is timely to assess the validity of the theoretical assumptions that go into the estimates of systematic errors in both cases. Our aim in this paper is to do this for the result extracted from tau data.

We may subdivide the systematic uncertainties in the tau determination of the strong coupling according to three (not mutually independent) categories:

- (i) The truncation of the perturbation theory series in α_s . This is sometimes considered to be the largest uncertainty, and it is usually estimated by applying different resummation techniques, such as fixed-order perturbation theory (FOPT), contour-improved fixed-order perturbation theory (CIPT) or renormalon chain resummation (RCPT). This has been studied, *e.g.*, in Refs. [3, 6, 8, 9, 10, 11].
- (ii) The truncation of the Operator Product Expansion (OPE). The OPE is an expansion in inverse powers of the momentum, each multiplied by a vacuum condensate of increasingly higher dimension, which in any practical application has to be truncated at a certain order [12, 13]. Furthermore, the divergence of the perturbative series in α_s may be linked to the OPE through renormalons [14]. This suggests a strong correlation between perturbation theory and the OPE. In particular, the gluon condensate depends on the renormalization scheme and may also depend on the order at which the series in α_s is truncated [15]. However, if the same prescription for the perturbative expansion is used in both vector and axial-vector channels, the gluon condensate should also be the same in these two channels. The analysis of Refs. [2, 3] currently finds two different values for the gluon condensate from the vector and the axial-vector channels, given, *e.g.* in CIPT, by

$$\begin{aligned} \frac{\alpha_s}{\pi} \langle GG \rangle \Big|_{\text{Vector}} &= (0.4 \pm 0.3) \times 10^{-2} \text{ GeV}^4, \\ \frac{\alpha_s}{\pi} \langle GG \rangle \Big|_{\text{Axial}} &= (-1.3 \pm 0.4) \times 10^{-2} \text{ GeV}^4, \end{aligned} \tag{1.6}$$

which are incompatible within about 3 standard deviations. This suggests that the systematic errors may not be fully understood. The situation concerning condensates of higher order is also unclear. See for example the recent analyses in Refs. [16, 17, 18, 19, 20, 21, 22, 23], and references therein.

- (iii) The OPE is valid in the euclidean region, where there are no physical states. In contrast, on the Minkowski axis the expansion is not guaranteed to work. This lack of convergence of the OPE on the Minkowski axis is usually referred to as due to “Duality Violations” (DVs). To our knowledge, the best way to understand the problem is at $N_c = \infty$, where the spectrum becomes an infinite set of poles. Even in this limit the OPE has a cut due to the logarithms from the anomalous dimensions that survive in the large- N_c limit, and does not reproduce the set of infinite poles. Nevertheless, the standard analysis of tau decays involves an integration over a circle in the complex momentum plane which includes the Minkowski axis as well (see Eq. (1.8) below). Of course, it is not known how much things might improve in the real-world case, in which $N_c = 3$, relative to the limit $N_c \rightarrow \infty$, because at $N_c = 3$ the infinite set of poles becomes a cut. However, it is unlikely that the OPE will reproduce this cut systematically. Of course, this problem has been widely recognized, and strategies have been introduced to ameliorate the problem. One of those strategies employed in both the ALEPH and OPAL analyses is the use of so-called “pinched weights,” in which zeroes in the weight function suppress the region near the Minkowski axis [24] (see below). While this is expected to help, it is unknown to what degree, because there is no systematic theory of DVs [25]. This makes it very difficult to estimate the associated systematic error.

In the method of analysis that has become standard for tau decays DVs are set to zero by fiat [1]. We consider this situation to be unsatisfactory; if eventually DVs are to be dismissed,

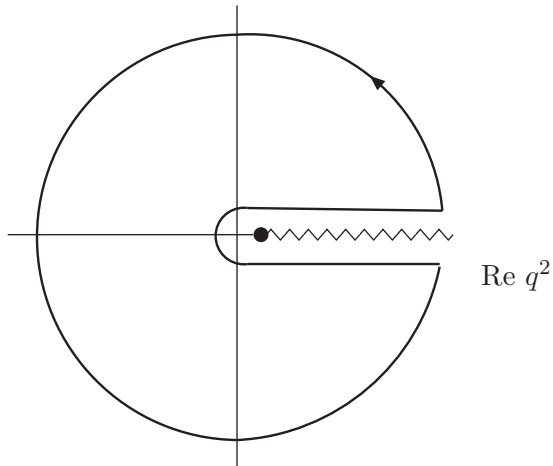


Figure 1: Analytical structure of $\Pi(q^2)$ on the complex q^2 plane. The solid curve with an arrow shows the contour to which Cauchy's theorem is applied.

it should be as a result of a data-driven analysis rather than as a result of not knowing how to take them into account. Our aim, then, is to get a better understanding of the errors associated with DVs, as well as their interplay with the use of the OPE. Lacking a theory of DVs that one could use to perform a systematic study in tau decays, the best one can do is to resort to a model, and that is what we will do in this paper.

The advantage of a model is that one has full analytical control. Therefore, it can be used to test the degree of accuracy obtained with the standard method of analysis for tau decays. The disadvantage is, of course, that the model may not represent the situation in QCD. Although the usefulness of a model is thus limited, we believe that a physically well motivated model can still give a fair idea of what to expect in the real world. Compared to the standard analysis, in which DVs are not taken into account at all, our model is in fact rather conservative, with DVs which are exponentially suppressed at higher energies. Other reasonable models exist in which DVs are only power suppressed and which therefore may well produce larger effects [25].

Let us start setting up the framework for our discussion. The main objects of study in hadronic tau decays are the reconstructed spectral functions for the vector and axial hadronic channels. The vector and axial current two-point correlators $\Pi_{V,A}(q^2)$ are analytic everywhere in the complex q^2 plane except on the physical axis. Use of Cauchy's theorem yields (see Fig. 1) [26]

$$\int_0^{s_0} ds P(s) \frac{1}{\pi} \text{Im} \Pi(s) = -\frac{1}{2\pi i} \oint_{|q^2|=s_0} dq^2 P(q^2) \Pi(q^2), \quad (1.7)$$

where $P(q^2)$ is an arbitrary analytic function, and Π is either Π_V or Π_A . As it stands, Eq. (1.7) is, of course, exact. However, if the radius s_0 is large enough, one may consider using the approximation $\Pi \approx \Pi^{OPE}$ on the circle part of the contour. Since, as we argued in point (iii) above, the OPE does not systematically reproduce the exact function over the full circle, a correction term appears. We will denote this correction term by $\mathcal{D}^{[P]}$, resulting in the equation

$$\int_0^{s_0} ds P(s) \frac{1}{\pi} \text{Im} \Pi(s) = -\frac{1}{2\pi i} \oint_{|q^2|=s_0} dq^2 P(q^2) \Pi^{OPE}(q^2) + \mathcal{D}^{[P]}(s_0). \quad (1.8)$$

The extra term $\mathcal{D}^{[P]}(s_0)$ represents the presence of duality violations. In all analyses of τ decay data to date, $\mathcal{D}^{[P]}(s_0)$ has been assumed to vanish. In particular, the systematic error reported in Eq. (1.2) only includes the convergence of perturbation theory (point (i) above).

One way to try to reduce the impact of non-perturbative effects is by going to the highest possible energy available, *i.e.*, $s_0 = m_\tau^2$. Following this strategy, first put forward in Ref. [24], Refs. [2, 6] consider a family of spectral moments of the vector and axial-vector correlators of the form

$$R_{kl} \propto \int_0^{m_\tau^2} ds w_{kl}(s) \frac{1}{\pi} \text{Im} \Pi(s) , \quad (1.9)$$

where the “pinched weights” $w_{kl}(s)$ are polynomials of the form

$$w_{kl}(s) = \left(1 - \frac{s}{m_\tau^2}\right)^{2+k} \left(\frac{s}{m_\tau^2}\right)^l \left(1 + 2\frac{s}{m_\tau^2}\right) . \quad (1.10)$$

The first factor vanishes for $s = m_\tau^2$ and therefore suppresses the contribution of duality violations near the physical axis, where their impact is expected to be the largest. The second factor places more weight on regions which are closer to the tau mass with increasing l , where perturbation theory should work best. The third factor, as well as two powers of $(1 - s/m_\tau^2)$ come from kinematics. A convenient set of weights consists of the five combinations w_{00} , w_{10} , w_{11} , w_{12} and w_{13} , which are used to perform a combined fit to extract the four unknowns given by α_s and the condensates of dimension $D = 4, 6$ and 8 . Although these weights are sensitive to condensates up to dimension 16, both the DV term $\mathcal{D}^{[kl]}(s_0)$ in Eq. (1.8) as well as the condensates of dimension higher than 8, have to be neglected in the fit in order to have less parameters than data points.

As we will see, in spite of questions about higher-order terms in the OPE and the possible presence of DVs, the model we will present in Sec. 3 shows that the results one obtains with the method of pinched weights do fairly well in determining the central values for the coefficients of the OPE, including the coefficient of the identity operator, which is the one used in the QCD analysis for extracting the value of α_s . However, this does not come about without an associated systematic error. In the model, this systematic error turns out to be larger than the final error quoted in Eq. (1.2), suggesting the possibility that the latter may have been underestimated. Moreover, if the model does not grossly misrepresent the real case, it also shows that, in order to make a clear improvement in the reduction of this systematic error, at least up to dimension-10 condensates as well as duality violations have to be taken into account.

This paper is organized as follows. In Sec. 2 we summarize briefly the theoretical analysis of hadronic tau decays. Section 3 is devoted to introducing the model for the vector correlator. We work out its high-energy expansion, and determine the duality violating terms analytically. In Sec. 4 we investigate the commonly-used “moments method” within our model. In Sec. 5 we propose an alternative method for the determination of the coefficients of the OPE, which allows us to take higher-dimension operators and DVs into account, and we test this on our model, comparing with the moments method. We focus on the determination of the coefficient of the unit operator because this is the one used for the extraction of α_s in the real-world case. Our conclusions and an outlook for future directions are summarized in Sec. 6.

2 Summary of theoretical framework for hadronic tau decays

Extraction of experimental information on the inclusive hadronic tau decays to vector and axial-vector channels proceeds through the analysis of the weak non-strange hadronic decays $\tau^- \rightarrow (V^-/A^-)\nu_\tau$. It is convenient to work with the quantity

$$R_\tau^{V/A} \equiv \frac{\Gamma[\tau^- \rightarrow (V^-/A^-)\nu_\tau]}{\Gamma[\tau^- \rightarrow \nu_\tau e^- \bar{\nu}_e]}, \quad (2.1)$$

in which the hadronic decay widths are normalized to electron decay. This quantity can be expressed as [1]

$$R_\tau^{(V,A)} = 12\pi S_{EW} |V_{ud}|^2 \int_0^{m_\tau^2} \frac{ds}{m_\tau^2} \left(1 - \frac{s}{m_\tau^2}\right)^2 \left[\left(1 + 2\frac{s}{m_\tau^2}\right) \text{Im} \Pi_{V,A}^{(1)}(s) + \text{Im} \Pi_{V,A}^{(0)}(s) \right], \quad (2.2)$$

where $\Pi_{V,A}^{(J)}$ are the longitudinal ($J = 0$) and transverse ($J = 1$) components of the vector and axial-vector vacuum polarization functions, defined by

$$\begin{aligned} \Pi_{\mu\nu}^{V,A}(q) &= i \int d^4x e^{iq \cdot x} \langle 0 | T \{ J_\mu(x) J_\nu^\dagger(0) \} | 0 \rangle \\ &= (q^\mu q^\nu - q^2 g^{\mu\nu}) \Pi_{V,A}^{(1)}(q^2) + q^\mu q^\nu \Pi_{V,A}^{(0)}(q^2), \end{aligned} \quad (2.3)$$

in which $J_\mu^V(x) = \bar{u}(x)\gamma_\mu d(x)$ and $J_\mu^A(x) = \bar{u}(x)\gamma_\mu\gamma_5 d(x)$.

For simplicity, we will consider only the vector correlator, in the isospin limit. This means that we set $\text{Im} \Pi_V^{(0)}(s) = 0$, rendering the vector correlator purely transverse. Furthermore, we will also take the factor $S_{EW} |V_{ud}|^2 \equiv 1$ since this factor can always be reinstated if needed. With these changes, we define the moments $R_{kl}(m_\tau^2)$ as

$$R_{kl}(m_\tau^2) = 12\pi^2 \int_0^{m_\tau^2} \frac{ds}{m_\tau^2} w_{kl}(s) \frac{1}{\pi} \text{Im} \Pi_V(s), \quad (2.4)$$

which can also be re-expressed, with the help of Eq. (1.8), as

$$R_{kl}(m_\tau^2) = 6\pi i \oint_{|s|=m_\tau^2} \frac{ds}{m_\tau^2} w_{kl}(s) \Pi_V^{OPE}(s) + 12\pi^2 \mathcal{D}^{[kl]}(m_\tau^2), \quad (2.5)$$

with $w_{kl}(s)$ given in Eq. (1.10). In particular, $R_{00}(m_\tau^2) = R_\tau^V$ in Eq. (2.2).

3 The model

The model we will use to illustrate the possible role of DVs follows a suggestion of Refs. [25, 27, 28]. It is a model for the vector two-point correlator which contains an infinite set of resonances with a finite width. Since DVs are a consequence of the analyticity properties of the function $\Pi_V(q^2)$ in the complex q^2 plane, due care must be exercised to introduce this width in a manner that will not spoil these properties.¹ Specifically, the model is given by the expression

$$\Pi_V(q^2) = \frac{1}{\zeta} \left[\frac{2F_\rho^2}{z + m_\rho^2} + \sum_{n=0}^{\infty} \frac{2F^2}{z + m_V^2(n)} + \text{constant} \right], \quad (3.1)$$

¹In this regard, we note that a naive Breit-Wigner expression is not good enough because it contains an imaginary part even for $q^2 < 0$ [25].

where

$$z = \Lambda^2 \left(\frac{-q^2 - i\varepsilon}{\Lambda^2} \right)^\zeta, \quad \zeta = 1 - \frac{a}{\pi N_c}, \quad m_V^2(n) = m_0^2 + n \Lambda^2. \quad (3.2)$$

This model describes a separate rho meson together with an infinite tower of vector resonances with masses on a Regge trajectory (a “daughter trajectory”). Decay constants are given by

$$\langle 0 | V_\mu(0) | \rho_n(p, \lambda) \rangle = \sqrt{2} F m_V(n) \epsilon_\mu(p, \lambda), \quad (3.3)$$

and widths by

$$\Gamma_V(n) = \frac{a}{N_c} m_V(n) + \mathcal{O} \left(\frac{a^2}{N_c^2} \right). \quad (3.4)$$

Similar expressions hold for the rho meson. For illustration, factors of N_c are inserted into these expressions such as to allow for a comparison with the large N_c limit of QCD. However, in our analysis, we will take $N_c = 3$. For a detailed discussion of properties of this type of model, we refer to Refs. [29, 30].

The function (3.1) has a cut along the positive real axis in the q^2 plane and satisfies the once-subtracted dispersion relation

$$\Pi_V(q^2) = q^2 \int_0^\infty \frac{dt}{t(t - q^2 - i\varepsilon)} \frac{1}{\pi} \text{Im} \Pi_V(t) + \Pi_V(0). \quad (3.5)$$

The (infinite) subtraction constant $\Pi_V(0)$ has no imaginary part and will play no role in our discussion since it does not contribute to equations such as (1.7). We will neglect it in the following.

Using the relation

$$\lim_{N \rightarrow \infty} \sum_{n=1}^N \left(\frac{1}{n+z} - \frac{1}{n} \right) = -\psi(z) - \frac{1}{z} - \gamma_E, \quad (3.6)$$

where $\psi(z) = \Gamma'(z)/\Gamma(z)$ is the Euler digamma function and γ_E is the Euler-Mascheroni constant, it then follows that the full correlator can be expressed in closed form:

$$\Pi_V(q^2) = \frac{1}{\zeta} \left[\frac{2F_\rho^2}{z + m_\rho^2} - \frac{2F^2}{\Lambda^2} \psi \left(\frac{z + m_0^2}{\Lambda^2} \right) + \text{constant} \right]. \quad (3.7)$$

Figure 2 shows a comparison of the data from the ALEPH collaboration [31] and the imaginary part of $\Pi_V(q^2)$ in Eq. (3.7) with the following choice of values for the parameters of the model:

$$F_\rho = 138.9 \text{ MeV}, \quad m_\rho = 775.1 \text{ MeV}, \quad F = 133.8 \text{ MeV}, \quad \frac{a}{N_c} = 0.158. \quad (3.8)$$

With these values, Eqs. (3.14,3.15) below determine Λ and m_0 to be

$$\Lambda = 1.189 \text{ GeV}, \quad m_0 = 1.493 \text{ GeV}. \quad (3.9)$$

Although the model is clearly far from perfect, Fig. 2 shows that it also does not grossly misrepresent the main features of the spectrum, even though the value for the parameter ζ is very close to unity ($\zeta \approx 0.95$). Therefore, the model illustrates how the large N_c expansion can be quite consistent with a realistic description of the real-world spectrum, for which $N_c = 3$.

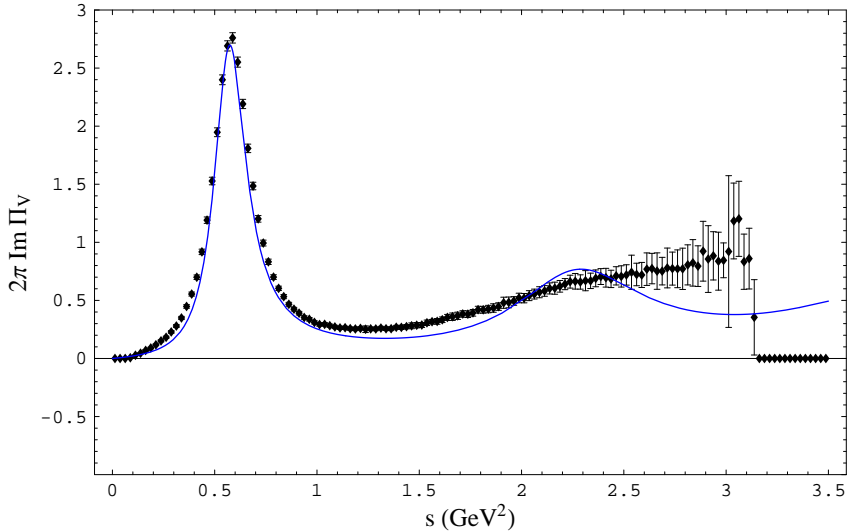


Figure 2: Experimental data for the spectral function for the vector channel from the ALEPH collaboration [2, 31]. In blue, we show the curve given by the model defined in Eq. (3.1) with values for the parameters as given by Eq. (3.8).

3.1 Operator product expansion

Using the asymptotic expansion of the digamma function

$$\psi(z) = \log z - \frac{1}{2z} - \sum_{n=1}^{\infty} \frac{B_{2n}}{2n z^{2n}} \quad , \quad |z| \gg 1 \quad , \quad -\pi < \arg(z) < \pi \quad , \quad (3.10)$$

where B_{2n} stand for the Bernoulli numbers $B_0 = 1, B_1 = -\frac{1}{2}, B_2 = \frac{1}{6}, \text{ etc.}$, it is straightforward to obtain the OPE for the correlator (3.1) as

$$\Pi_V^{OPE}(q^2) \approx -\frac{2F^2}{\Lambda^2} C_0 \log(-q^2) + \sum_{k=1}^{\infty} \frac{C_{2k}}{z^k} + \text{constant} \quad (3.11)$$

where [29]

$$C_0 = 1 \quad , \quad C_{2k} = \frac{2}{\zeta} (-1)^k \left[-F_\rho^2 m_\rho^{2k-2} + \frac{1}{k} \Lambda^{2k-2} F^2 B_k \left(\frac{m_0^2}{\Lambda^2} \right) \right] . \quad (3.12)$$

The latter play the role of the vacuum condensates. In the previous expression, $B_k(x)$ stand for the Bernoulli polynomials

$$B_n(x) = \sum_{k=0}^n \binom{n}{k} B_k x^{n-k} . \quad (3.13)$$

Comparing with the case of QCD, we see that if we make the identification

$$\frac{F^2}{\Lambda^2} = \frac{N_c}{24\pi^2} \quad , \quad (3.14)$$

the coefficient of the parton model is reproduced. Furthermore, imposing the constraint

$$F_\rho^2 = F^2 \left(\frac{m_0^2}{\Lambda^2} - \frac{1}{2} \right), \quad (3.15)$$

we require that the condensate of dimension two vanishes, *i.e.*, $C_2 = 0$.²

Let us now look at the contribution from the OPE to the moments. Defining $R_{kl}^{(D)}$ as the contribution of the dimension- D operator to the moment R_{kl} , *i.e.*, Eq. (2.5) with $\mathcal{D}^{[kl]} \equiv 0$, a straightforward calculation yields ($k \geq 1, j \geq 0$):

$$\begin{aligned} R_{00}^{(0)} &= \frac{12\pi^2 F^2}{\Lambda^2} C_0, \\ R_{1j}^{(0)} &= \frac{144\pi^2 F^2}{\Lambda^2} C_0 \frac{7+3j}{(5+j)(4+j)(3+j)(2+j)(1+j)}, \\ R_{00}^{(2k)} &= -\frac{72\pi}{(m_\tau^2)^{k\zeta}} C_{2k} \frac{\Lambda^{2k(\zeta-1)} \sin k\pi\zeta}{(k\zeta-4)(k\zeta-3)(k\zeta-1)}, \\ R_{1j}^{(2k)} &= \frac{72\pi}{(m_\tau^2)^{k\zeta}} C_{2k} \frac{\Lambda^{2k(\zeta-1)} (3k\zeta-7-3j) \sin k\pi\zeta}{(k\zeta-5-j)(k\zeta-4-j)(k\zeta-3-j)(k\zeta-2-j)(k\zeta-1-j)}. \end{aligned} \quad (3.16)$$

In the limit $N_c \rightarrow \infty$ (*i.e.*, $\zeta \rightarrow 1$), the contribution of the condensates to a given moment is only non-vanishing whenever the dimension $2k$ is such that there is a zero in k in the denominator of the corresponding expression for the moment. The moments, however, are well defined for all values of k . For instance, for $R_{00}^{(2k)}$, the only non-vanishing values happen for $k = 1, 3$ and 4 , which correspond to dimensions $D = 2, 6$ and 8 , in the limit $\zeta \rightarrow 1$. Since in the model ζ is very close to one, these terms also dominate in the case of finite N_c .

3.2 Duality violations

Up to now duality violations have not made an explicit appearance. However, the restriction on the validity of the asymptotic expansion (3.10) to the region $|\arg(z)| < \pi$ implies that the OPE (3.11) cannot be valid on the full contour $|q^2| = s_0$, causing a breakdown of the naive application of Cauchy's theorem in which one would freely replace $\Pi(q^2)$ by $\Pi^{OPE}(q^2)$ in Eq. (1.7). The contribution from the Minkowski axis ($\arg(z) = \pi \leftrightarrow \text{Re } q^2 > 0$) is responsible for this breakdown. This is how duality violations make their appearance and why $\mathcal{D}^{[kl]}(m_\tau^2)$ in Eq. (2.5) does not vanish in our model.

Use of the reflection property

$$\psi(z) = \psi(-z) - \pi \cot(\pi z) - \frac{1}{z}, \quad (3.17)$$

allows us to write an expansion for large values of $|q^2|$ which is valid for $\text{Re } q^2 > 0$ (in particular on the Minkowski axis):

$$\Pi_V(q^2) = \Pi_V^{OPE}(q^2) + \Delta(q^2), \quad (3.18)$$

with the correction Δ given by

$$\Delta(q^2) = \frac{2\pi F^2}{\Lambda^2} \frac{1}{\zeta} \left[-i + \cot \left(\pi \left(\frac{-q^2}{\Lambda^2} \right)^\zeta + \pi \frac{m_0^2}{\Lambda^2} \right) \right]. \quad (3.19)$$

²In QCD this would mean that we neglect terms of order m_q^2/z relative to those of order $m_q \langle \bar{\psi}\psi \rangle / z^2$.

This function $\Delta(q^2)$ behaves for large values of complex momentum q^2 as [29]

$$\Delta(q^2) \sim e^{-2\pi \left(\frac{|q^2|}{\Lambda^2}\right)^\zeta |\sin\{(\pi-\phi)\zeta\}|}, \quad q^2 = |q^2|e^{i\phi}, \quad \phi \in [0, \pi/2] \cup [3\pi/2, 2\pi]. \quad (3.20)$$

This behavior shows that the limit $N_c \rightarrow \infty$ (*i.e.*, $\zeta \rightarrow 1$) and the limit $\phi \rightarrow 0$ do not commute. If the limit $N_c \rightarrow \infty$ is taken first, the expression (3.19) reveals the existence of poles at $\phi = 0$ every time that $q^2 = m_0^2 + n\Lambda^2$. This is as it should be, since in this case the spectrum of the model (3.1) is composed of an infinite set of Dirac deltas located precisely at these points. For finite N_c , on the Minkowski axis, one obtains instead

$$\frac{1}{\pi} \text{Im} \Delta(t) = 2 \frac{F^2}{\zeta \Lambda^2} \frac{\cos \left[2\pi \left(\left(\frac{t}{\Lambda^2} \right)^\zeta \cos(\pi\zeta) + \frac{m_0^2}{\Lambda^2} \right) \right] - e^{-2\pi \sin[\pi\zeta] \left(\frac{t}{\Lambda^2} \right)^\zeta}}{\cosh \left[2\pi \left(\frac{t}{\Lambda^2} \right)^\zeta \sin(\pi\zeta) \right] - \cos \left[2\pi \left(\left(\frac{t}{\Lambda^2} \right)^\zeta \cos(\pi\zeta) + \frac{m_0^2}{\Lambda^2} \right) \right]} \quad (3.21)$$

$$\approx 4 \frac{F^2}{\zeta \Lambda^2} e^{-2\pi \left(\frac{t}{\Lambda^2} \right)^\zeta \sin(\pi\zeta)} \cos \left[2\pi \left(\left(\frac{t}{\Lambda^2} \right)^\zeta \cos(\pi\zeta) + \frac{m_0^2}{\Lambda^2} \right) \right], \quad (3.22)$$

where the second expression is valid for t large.

The DV function $\mathcal{D}^{[kl]}$, which corrects for the naive use of the OPE in Cauchy's theorem as in (2.5), is given by (see Appendix and Ref. [29])

$$\mathcal{D}^{[kl]}(m_\tau^2) = - \int_{m_\tau^2}^{\infty} ds w_{kl}(s) \frac{1}{\pi} \text{Im} \Delta(s) + \mathcal{O} \left(e^{-2\pi \frac{m_\tau^2}{\Lambda^2}} \right). \quad (3.23)$$

It follows from Eq. (3.22) that the DV function $\mathcal{D}^{[kl]}(m_\tau^2)$ behaves like $\sim e^{-2\pi \frac{m_\tau^2}{\Lambda^2} \frac{a}{N_c}}$. Therefore, duality violations are exponentially suppressed in our model, and thus parametrically smaller than any term in the OPE. However, we also note that the exponential suppression is not that fast, because of the presence of the factor $a/N_c \approx 0.158$ for the choice (3.8). Thus, DVs may be numerically important at or below the tau mass, and the question is, by how much?

In order to answer this question, we would like to study to what extent one can determine the OPE coefficients, given a certain analysis method. To be more specific, consider our model, *cf.* Eq. (3.11). If one starts with a general parametrization of the OPE of the form

$$\Pi_V^{OPE\text{-fit}}(\lambda_{2k}; q^2) \approx - \frac{2F^2}{\Lambda^2} \lambda_0 \log(-q^2) + \sum_{k=1}^{\infty} \lambda_{2k} \frac{C_{2k}}{z^k}, \quad (3.24)$$

of course, the exact answer is given by $\Pi_V^{OPE\text{-fit}}(\lambda_{2k}, q^2)$ with $\lambda_0 = \lambda_2 = \lambda_4 = \dots = 1$. How many of the parameters $\lambda_{2k}, k = 0, 1, 2, \dots$ can one determine, and with what precision?³ What is a good method to minimize the error $|\lambda_{2k} - 1|$ in this determination?

4 The moments method applied to the model

We are now in the position to test the standard method for determining the OPE coefficients, *i.e.*, the λ 's in Eq. (3.24).

³Since in our model we set the dimension-2 condensate $C_2 = 0$, this means that the parameter λ_2 is irrelevant. We will disregard λ_2 in what follows.

	OPE _{dim-8}	OPE _{dim-8} (DV)	IF _{dim-8}	IF_{dim-10}	IF _{dim-10} (no DV)
$ \lambda_0 - 1 $	0.016	0.017	0.025	0.00077	0.0095
λ_4	0.85	0.85	0.56	0.96	1.08
λ_6	0.65	0.65	0.56	0.94	1.05
λ_8	0.53	0.54	0.31	0.84	0.97
λ_{10}	—	—	—	0.59	0.72

Table 1: Results of various fits discussed in Secs. 4 and 5.

As mentioned in the introduction, this method consists of a global fit to the spectral moments $R_\tau = R_{00}, R_{10}, R_{11}, R_{12}$ and R_{13} , defined in Eq. (2.4), evaluated at the tau mass, and taking into account only the contributions from the OPE up to $D = 8$. Of course, in the real world the parameter λ_0 is actually an expansion in powers of α_s of the form

$$\lambda_0 = 1 + \frac{\alpha_s}{\pi} + \dots \quad (4.1)$$

Since our model is too simple to have any perturbative corrections, we will take the value obtained for $|\lambda_0 - 1|$ as a rough estimate of the accuracy reached in determining α_s/π .

Following Refs. [2, 3, 6], we compute the five spectral moments at the tau mass as a function of the parameters λ_{2k} with $k = 0, 2, 3, 4$, using Eq. (3.24), and making the replacement $C_{2k} \rightarrow \lambda_{2k}C_{2k}$ in Eqs. (3.16). The DVs, *i.e.*, the functions $\mathcal{D}^{[kl]}(m_\tau^2)$ in Eq. (2.5), as well as λ_{2k} for $k > 4$, are set equal to zero. We then extract the values of $\lambda_{2k}, k = 0, 2, 3, 4$ by doing a combined least-squares fit to the five moments obtained from the “data” in Eq. (2.4), in which the true spectral function $\frac{1}{\pi} \text{Im} \Pi_V(q^2)$ of Eq.(3.7), with parameters chosen as in Eqs. (3.8,3.9), is used. Although within our model we have access to an infinite number of points, we have discretized the spectral function for the model in the same way as the ALEPH data have been binned, *i.e.*, into 125 bins with a binsize of 0.025 GeV² each, with starting and ending points at $s_0 = 0.0125$ GeV² and $s_0 = 3.1375$ GeV², respectively.

The results for the fit are shown in the second column of Table 1. As one can see, the values obtained for the λ 's are fairly close to unity (in particular for the “perturbative expansion” λ_0), showing that the method works reasonably well. However, if the analogy (4.1) is used, this translates into a systematic error in α_s of 15%, *i.e.*, larger than the estimated theoretical error shown in Eq. (1.2). Of course, this does not mean that the analysis of Refs. [2, 3, 6] must have a systematic error of this size. However, it does suggest that this method of analysis is not safe against non-perturbative effects beyond those included in the ALEPH analysis.

Of course, in the context of our model, part of the reason may be that DVs have not been included, since the functions $\mathcal{D}^{[kl]}(m_\tau^2)$ are actually not zero. This is why we have repeated the analysis with the same five moments and condensates, but now including the exact duality violations of the model, *i.e.*, Eq. (3.23) calculated with the exact expression (3.21). In other words, we first “subtracted” the exact DVs from the “data” generated from the exact spectral function before extracting the parameters λ_{2k} . The results are listed in the third column of Table 1. As one can see, inclusion of duality violations in the analysis of moments at m_τ does *not* by itself lead to an appreciable change in the results. Consequently, we conclude that also the effect from higher dimension condensates may have to be taken into account.

In fact, as already mentioned in the Introduction, the moment R_{13} is sensitive to condensates with dimension up to 16. The structure of the pinched weights (1.10), while being good at canceling the integration region near the Minkowski axis, also makes the moments sensitive to condensates of higher order, especially for larger l . However, if we only use the moments at the fixed scale m_τ^2 , there is simply no way to include more condensates while using the same moments and still have a “fit” in which there are more data points than degrees of freedom.

5 An iterative fitting method

The reason for using the values of the moments at the scale of the tau mass is that non-perturbative effects are smaller at a higher scale, and that includes DVs as well. However, in order to include the DV effects, we will have to go to lower scales to be able to have more data points, as we will explain below. To this end, let us imagine that the tau mass is an arbitrary scale we could change at our convenience, and let us refer to this scale as s_0 . The moments are now given by the same expressions (2.4) and (2.5), but with the replacement $m_\tau^2 \rightarrow s_0$ everywhere.⁴ This trick has also been used by ALEPH and OPAL when studying the validity of perturbation theory as a function of the scale s_0 [2, 6].

Based on experience with applying our model to $\Pi_V - \Pi_A$, we propose a simple parametrization of the DVs through the *ansatz* [29]

$$\frac{1}{\pi} \text{Im} \Delta^{DV\text{-fit}}(s) = \kappa e^{-\gamma s} \sin(\alpha + \beta s) , \quad (5.1)$$

in which α, β, κ and γ are parameters to be fitted. This *ansatz* is of course inspired by the asymptotic behavior of $\text{Im} \Delta$ given in Eq. (3.22).⁵ We should thus be able to fit it to our model to see if the results for the coefficients of the OPE improve relative to the standard analysis described in the previous section.

Naively, one would think of fitting the moments to extract the values for all the OPE coefficients λ_{2k} together with the DV parameters α, β, γ and κ . However, this leads to a complicated, multi-dimensional fit which yields poor and unstable results for the parameters. Furthermore, the pinched weight moments have been designed *not* to be very sensitive to DVs, and thus the determination of the DV parameters from the moments is difficult. On the other hand, the spectral function is sensitive to DVs but less sensitive to the OPE coefficients because they only enter through logarithms. Except for the parton model logarithm, these logarithms are always screened: in the real world by an extra power of α_s and in the model by a factor $1 - \zeta$. Consequently, it appears to be best to combine using the spectral function for fitting the DVs with using the moments for fitting the OPE coefficients.

Therefore, the strategy we propose consists of an iterative two-step procedure. Our starting *ansatz* for the spectral function is

$$\frac{1}{\pi} \text{Im} \Pi_V^{\text{fit}}(\lambda_{2k}, s) = \frac{1}{\pi} \text{Im} \Pi_V^{OPE\text{-fit}}(\lambda_{2k}; s) + \frac{1}{\pi} \text{Im} \Delta^{DV\text{-fit}}(s) , \quad (5.2)$$

with the starting values $\lambda_{2k} = 0, k \geq 1$, and the functions $\Pi_V^{OPE\text{-fit}}(\lambda_{2k}; s)$ and $\text{Im} \Delta^{DV\text{-fit}}(s)$ given by (3.24) and (5.1), respectively. Note that λ_0 is not set to zero in Eq. (5.2) to account for the parton model contribution, which is the dominant part of the OPE and not suppressed

⁴This includes replacing $m_\tau^2 \rightarrow s_0$ in Eq. (1.10).

⁵In the real QCD case, the function (5.1) will have to be compared to the experimental data.

$s_{min}(\text{GeV}^2)$	least-squares	$ \lambda_0 - 1 $	λ_4	λ_6	λ_8	λ_{10}
1.0125	7.4E-5	0.01181	0.828	0.808	0.701	0.472
1.2125	1.8E-5	0.00589	0.901	0.876	0.778	0.531
1.4125	8.2E-7	0.00077	0.963	0.935	0.843	0.590
1.6125	3.3E-6	0.00026	0.975	0.947	0.857	0.602
1.8125	2.5E-6	0.00223	0.934	0.903	0.794	0.529
2.0125	2.6E-5	0.00246	0.920	0.886	0.762	0.485

Table 2: Results of the iterative fit as a function of s_{min} ; see text.

by α_s in the real world (or by $1 - \zeta$ in our model). As before, we discretized the spectral function for the model into 125 bins with a binsize of 0.025 GeV^2 each, with starting and ending points at $s_0 = 0.0125 \text{ GeV}^2$ and $s_0 = 3.1375 \text{ GeV}^2$, respectively.

In a first step, the *ansatz* (5.2) is fitted to the “data” given by the exact spectral function $\frac{1}{\pi} \text{Im} \Pi_V(s)$ over the interval $1.4125 \text{ GeV}^2 \leq s \leq 3.1375 \text{ GeV}^2$. Values for the parameters $\lambda_0, \alpha, \beta, \kappa$ and γ are obtained from this least-squares fit. Once these values are known, the DV function $\mathcal{D}^{[kl]}(s_0)$ can be calculated from Eq. (3.23) with Eq. (5.1), and then be incorporated into the moments $R_{kl}(s_0)$ of Eq. (2.5).

In a second step, the values $\lambda_{0,4,6,8,10}$ are then determined from a second least-squares fit to the $R_{kl}(s_0)$ moments, which include the duality violations determined in the first step, as a function of the scale s_0 in the window $2.0125 \text{ GeV}^2 \leq s_0 \leq 3.1375 \text{ GeV}^2$. Note that α, β, γ and κ are held fixed in this step, while λ_0 is of course allowed to vary. The values obtained for the OPE parameters λ_{2k} , for $k = 0, 2, 3, 4, 5$, are then held fixed while the function (5.2) is re-fit again in order to find a new set of values for α, β, γ and κ . This second step is iterated until stability is found. The choice of the lower end in the above fitting windows is dictated by the stability of the result as well as by the minimum value of the least-squares function. The upper end is fixed by the tau mass, as it would be in the real QCD case.

Table 2 shows the result of the fit to the least-squares function constructed with the three moments R_{00}, R_{10} and R_{11} as a function of the lower end in the fit of the function (5.2) to the spectrum, together with the values of $\lambda_{0,4,6,8,10}$. As one can see, the smallest value of the least-squares function is obtained for $s_{min} = 1.4125 \text{ GeV}^2$, which we therefore take to be the “best” determination. The values of $\lambda_{0,4,6,8,10}$ for this fit are also shown in the (bold-faced) fifth column of Table 1. Note that the values at $s_{min} = 1.6125 \text{ GeV}^2$ are actually closer to the exact values in the model, but the least-squares function is larger than at $s_{min} = 1.4125 \text{ GeV}^2$. The spread of the values in the parameters $\lambda_{0,4,6,8,10}$ between these two cases can be taken as a rough indication of the systematic error of our iterative method.

For the fit in the second step, we have tested different combinations of spectral moments. The best determination in terms of stability and the smallest value of the least-squares function occur for the fit with the three moments R_{00}, R_{10} and R_{11} . The fits gradually worsen if one uses more or less moments. The lack of improvement when adding extra moments agrees with the fact that higher-order moments are sensitive to higher orders in the OPE. Therefore, the inclusion of higher moments is disfavored because of the OPE truncation, as we already anticipated. The lack of improvement with too few moments is related to the fact that in that case the OPE parameters are too correlated and not sufficiently constrained

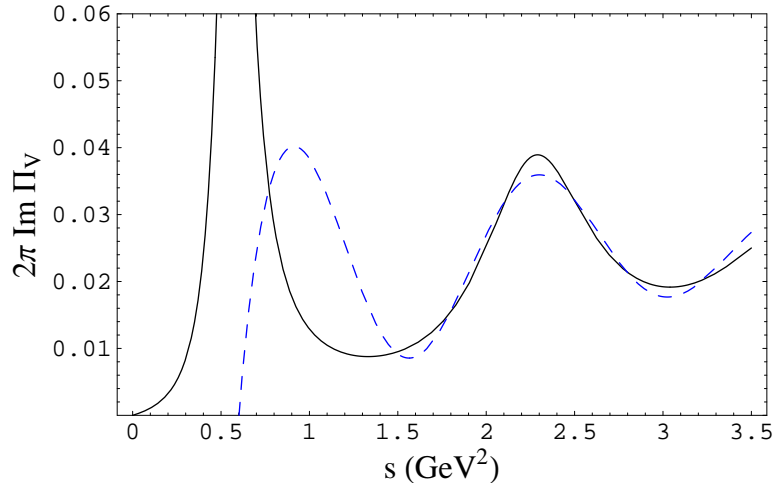


Figure 3: Comparison between the exact spectral function (black solid curve) and the iterative fit described in Sec. 5 (blue dashed curve).

to be determined by the fit. Therefore, the three-moment fit happens to be the optimal choice in the model.

Figure 3 shows the final estimate for the spectral function Eq. (5.2) obtained with the parameter values from our iterative fit (blue dashed curve), in comparison with the exact spectral function (black solid curve). We note that the rho is far away from the iterative fit. This happens because the rho is not part of the tower of resonances described by the digamma function in Eq. (3.7); in other words, the rho is not part of the Regge trajectory. This does not cause a problem, since the approximation (5.1) is only needed for $s > s_0$, *cf.* Eq. (3.23), where we always take $s_0 > 2 \text{ GeV}^2$. The final values of the DV parameters extracted from the fit are

$$\kappa = 0.035, \quad \gamma = 0.51 \text{ GeV}^{-2}, \quad \alpha = 12, \quad \beta = -4.3 \text{ GeV}^{-2}. \quad (5.3)$$

These numbers may be compared to the results obtained in the model, if we make the approximation $t^\zeta \approx t$ in Eq. (3.22). Since $\zeta \approx 0.95$, this approximation is justified. One finds

$$\kappa = 0.051, \quad \gamma = 0.71 \text{ GeV}^{-2}, \quad \alpha = 10, \quad \beta = -4.5 \text{ GeV}^{-2}, \quad (5.4)$$

showing that the iterative fitting procedure does quite well for our model.

As already mentioned above, for the determination of the OPE coefficients, *i.e.*, the parameters λ_{2k} , the result of the fit is summarized in the fifth column of Table 1. For comparison, we also give in the fourth column the result we obtained if the condensates of dimension 10 and higher are not included. Finally, the last column shows the results when dimension-10 condensates are included, while at the same time duality violations are neglected (*i.e.*, with κ set equal to zero). In this case, we note that the higher condensates actually move somewhat closer to their exact values. However, the value obtained for λ_0 , which is the parameter most directly related to α_s , *cf.* Eq. (4.1), is substantially worse.

Based on this table we draw the following conclusions, valid for our model. The inclusion of duality violations is necessary in order to make a clear improvement in the determination of the different terms in the OPE. However, this is only true provided enough of these OPE terms are included in the analysis as well. In the case of the model, this requires the inclusion of up

to dimension-10 condensates. We have checked that including dimension-12 condensates in the analysis does not improve the determination of the parameters λ_{2k} . However, the optimal number of terms in the OPE may depend on the case at hand, and does not have to be the same in the case of QCD.

6 Conclusions and outlook

The present analysis of data for hadronic tau decays is based on the use of finite-energy sum rules, in order to deal with the non-perturbative effects that cannot be neglected at a scale as low as the tau mass. This involves an extrapolation of the OPE for the hadronic spectral functions over a full circle around the origin in the complex momentum plane, including a region near the Minkowski axis where the physical spectrum is located and the OPE is not expected to work. Although the contribution from this region is minimized by including in the integrand convenient weight functions which vanish where the circle intersects the Minkowski axis, contributions from duality violations do not exactly vanish, and it is reasonable to expect that they have a residual effect. This effect, if sizeable, contaminates the determination of α_s and the OPE condensates from hadronic tau decays.

In fact, there already seems to be some (perhaps circumstantial) evidence that there is something beyond the OPE lurking in the tau data. As emphasized in the Introduction, the value of α_s extracted from tau decay is barely consistent with the other most precise determination, which is claimed by the lattice. Moreover, the gluon condensate, which is the leading non-perturbative effect in the OPE, comes out clearly different depending on whether the vector or the axial-vector channels are used in the analysis.

In spite of this, to the best of our knowledge, no analysis of duality violations has been done on the tau data, and this gap has been the main motivation for the present work. With the help of a physically motivated model, we have studied a method for extracting both the coefficient of the parton model logarithm (from which α_s is extracted in the real case as a radiative correction), as well as the OPE condensates. For simplicity, we have taken the vector channel as the case study, but the axial-vector channel can in principle be treated similarly. The obvious advantage of having a well-defined model is that the exact answer is known. Nevertheless, we have tried to simulate a semi-realistic situation by imagining fitting a general parametrization of duality violations to the model, as if it provided the real “data.” This allowed us to first test the standard method that has been used to date for analyzing tau decay data. We have found that, taken at face value, this method does a fair job, in spite of the presence of duality violations. The associated systematic error, however, would be too large to be acceptable in the case of the real world, if the results obtained with our model are any indication. Needless to say, we do not yet know if that is the case.

It is interesting to note that our model provides a possible explanation for the fact that even if duality violations are exponentially suppressed, they might still be numerically important at energy scales of order a few GeV. As discussed in Sec. 3.2, the scale for this exponential decay involves a factor N_c , and may thus differ substantially from the typical hadronic scale of 1 GeV.

In order to improve on the systematic error, we have proposed a new method of analysis based on an iterative fit, described in Sec. 5. Our results show that a substantial improvement may be possible if one is willing to do some modeling of the duality violations in the form of Eq. (5.1). At the same time, our results indicate that also enough terms of the OPE should be taken into account. In the model, we needed to include condensates up to and including

dimension ten. In the real world, this number of course could be different.

Since there exists at present no systematic theory of duality violations, we had to resort to a model and one might thus dismiss the results on the basis that they are model dependent. However, we think that it is very important to realize that, by the same argument, all the analyses of tau data performed so far have also been done with a model, namely one in which duality violations are dismissed by fiat, and not by a fit to the data. In terms of our *ansatz*, Eq. (5.1), current analyses are equivalent to setting the value of κ equal to zero.

Of course, it may turn out to be difficult to apply our new iterative fitting procedure to real-world data, because these are afflicted with sizable and correlated errors which we completely ignored in the present paper. In addition, in a fit over an interval such as proposed in Sec. 5 applied to real data, the running of α_s would have to be taken into account. However, again, that does not justify ignoring duality violations altogether. It would be interesting to see how our method fares in the case of real data, even if it can only be used to establish bounds on the parameters κ and γ .

Note added: While this work was being finalized, two new determinations of α_s at the tau mass appeared [32, 33], which, after running to the M_Z scale, translate into

$$\alpha_s(M_Z^2) = 0.1202 \pm 0.0019 , \quad (6.1)$$

$$\alpha_s(M_Z^2) = 0.1212 \pm 0.0011 , \quad (6.2)$$

respectively. These results differ from the lattice result (*cf.* Eq. (1.5)) by 1.5 and 2.6 standard deviations, respectively.

Acknowledgements

We would like to thank M. Davier, M. Jamin, L. Mir, X. Prades, E. de Rafael and Z. Zhang for comments and discussions. S.P. thanks the Department of Physics and Astronomy at San Francisco State University for its warm hospitality. O.C. is supported by the Fulbright Program and the Spanish Ministry of Education and Science under grant no. FU2005-0791, M.G. is supported in part by the US Department of Energy, and S.P. has been supported by CICYT-FEDER-FPA2005-02211, SGR2005-00916, the Spanish Consolider-Ingenio 2010 Program CPAN (CSD2007-00042) and by the EU Contract No. MRTN-CT-2006-035482, “FLAVIANet.”

A Derivation of Eq. (3.23)

In Sec. 2 we already mentioned that the spectral moments can be related to the large- q^2 expansion of the vector correlator as

$$R_{kl}(m_\tau^2) = 6\pi i \oint_{|s_0|=m_\tau^2} \frac{ds}{m_\tau^2} w_{kl}(s) \Pi_{OPE}(s) + 12\pi^2 \mathcal{D}^{[kl]}(m_\tau^2) . \quad (A.1)$$

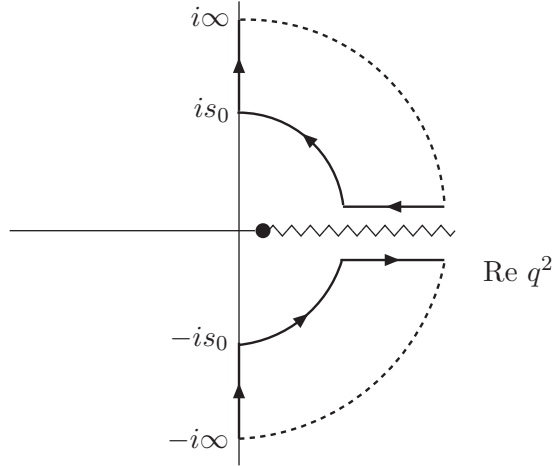


Figure 4: The contour used to evaluate Eq. (A.2), see text.

The OPE part was discussed in Sec. (3.1). The second term on the right-hand side corrects for the fact that the OPE is not valid on the physical axis, and it can be expressed as

$$\mathcal{D}^{[kl]}(s_0) = \int_{|q^2|=s_0, \text{Re } q^2 \geq 0} \frac{dq^2}{m_\tau^2} w_{kl}(q^2) \Delta(q^2), \quad (\text{A.2})$$

where the contour runs counterclockwise only over the right half hemisphere, *cf.* the bold-faced semi-circle in Fig. 4. The function $\Delta(q^2)$ is defined in Eq. (3.19).

Unlike in QCD, the model allows us to calculate the duality-violating part as the difference between the full correlator and its analytically-continued OPE expansion. Using the reflection property of the Digamma function (3.17), one easily obtains Eq. (3.19). In particular, note that the resonance poles appear in $\Delta(q^2)$, as can be seen through the identity

$$\pi \cot(\pi z) = \frac{1}{z} + 2z \sum_{n=1}^{\infty} \frac{1}{z^2 - n^2}. \quad (\text{A.3})$$

Expanding the cotangent for large q^2 and small a/N_c , one obtains Eq. (3.20). Note that for small a/N_c , the damping factor along the imaginary axis ($\phi = \pi/2, 3\pi/2$) is stronger than along the real axis ($\phi = 0$):

$$\begin{aligned} \Delta\left(\phi = \frac{\pi}{2}, \frac{3\pi}{2}\right) &\sim e^{-2\pi \frac{|q^2|}{\Lambda^2}}, \\ \Delta(\phi = 0) &\sim e^{-2\pi \frac{|q^2|}{\Lambda^2} \frac{a}{N_c}}. \end{aligned} \quad (\text{A.4})$$

Due to this difference, the leading contribution to the spectral moments can be easily derived by closing the contour as shown in Fig. 4 and using Cauchy's theorem. Because of the exponential fall-off, the integral vanishes at infinity, and we are left with integrals over the real and imaginary axes:

$$\mathcal{D}^{[kl]}(s_0) = - \int_{s_0}^{\infty} ds w_{kl}(s) \frac{1}{\pi} \text{Im} \Delta(s + i\epsilon) + \left\{ \int_{-is_0}^{-i\infty} - \int_{is_0}^{i\infty} \right\} dq^2 \omega_{kl}(q^2) \Delta(q^2). \quad (\text{A.5})$$

Using the fact that the integral over the real axis dominates, *cf.* Eq. (A.4), one finds the result given in Eq. (3.23).

References

- [1] E. Braaten, S. Narison and A. Pich, Nucl. Phys. B **373** (1992) 581.
- [2] S. Schael *et al.* [ALEPH Collaboration], Phys. Rept. **421** (2005) 191 [arXiv:hep-ex/0506072].
- [3] M. Davier, A. Höcker and Z. Zhang, Nucl. Phys. Proc. Suppl. **169** (2007) 22 [arXiv:hep-ph/0701170]; M. Davier, A. Höcker and Z. Zhang, Rev. Mod. Phys. **78** (2006) 1043 [arXiv:hep-ph/0507078].
- [4] E. Gamiz, M. Jamin, A. Pich, J. Prades and F. Schwab, Phys. Rev. Lett. **94**, 011803 (2005) [arXiv:hep-ph/0408044].
- [5] S. Bethke, Prog. Part. Nucl. Phys. **58** (2007) 351 [arXiv:hep-ex/0606035].
- [6] K. Ackerstaff *et al.* [OPAL Collaboration], Eur. Phys. J. C **7** (1999) 571 [arXiv:hep-ex/9808019];
- [7] Q. Mason *et al.* [HPQCD Collaboration], Phys. Rev. Lett. **95** (2005) 052002 [arXiv:hep-lat/0503005].
- [8] F. Le Diberder and A. Pich, Phys. Lett. B **286** (1992) 147.
- [9] A. A. Pivovarov, Z. Phys. C **53** (1992) 461 [Sov. J. Nucl. Phys. **54** (1991) YAFIA,54,1114.1991) 676] [arXiv:hep-ph/0302003].
- [10] M. Neubert, Nucl. Phys. B **463** (1996) 511 [arXiv:hep-ph/9509432].
- [11] M. Jamin, JHEP **0509** (2005) 058 [arXiv:hep-ph/0509001] and references therein.
- [12] M. A. Shifman, A. I. Vainshtein and V. I. Zakharov, Nucl. Phys. B **147** (1979) 385.
- [13] For a review see, *e.g.*, E. de Rafael, arXiv:hep-ph/9802448.
- [14] V. I. Zakharov, Nucl. Phys. B **385** (1992) 452. For a review, see M. Beneke, Phys. Rept. **317** (1999) 1 [arXiv:hep-ph/9807443].
- [15] See, *e.g.* V. I. Zakharov, Nucl. Phys. Proc. Suppl. **164** (2007) 240 [arXiv:hep-ph/0509114]; arXiv:hep-ph/0309178.
- [16] J. Bijnens, E. Gamiz and J. Prades, JHEP **0110** (2001) 009 [arXiv:hep-ph/0108240].
- [17] V. Cirigliano, E. Golowich and K. Maltman, Phys. Rev. D **68** (2003) 054013 [arXiv:hep-ph/0305118].
- [18] J. Rojo and J. I. Latorre, JHEP **0401** (2004) 055 [arXiv:hep-ph/0401047].
- [19] S. Narison, Phys. Lett. B **624** (2005) 223 [arXiv:hep-ph/0412152].
- [20] S. Friot, D. Greynat and E. de Rafael, JHEP **0410** (2004) 043 [arXiv:hep-ph/0408281].
- [21] K. N. Zyblyuk, Eur. Phys. J. C **38** (2004) 215 [arXiv:hep-ph/0404230].
- [22] C. A. Dominguez and K. Schilcher, JHEP **0701** (2007) 093 [arXiv:hep-ph/0611347].

- [23] A. A. Almasy, K. Schilcher and H. Spiesberger, arXiv:0802.0980 [hep-ph].
- [24] F. Le Diberder and A. Pich, Phys. Lett. B **289** (1992) 165.
- [25] M. A. Shifman, arXiv:hep-ph/0009131.
- [26] R. Shankar, Phys. Rev. D **15** (1977) 755.
- [27] B. Blok, M. A. Shifman and D. X. Zhang, Phys. Rev. D **57** (1998) 2691 [Erratum-ibid. D **59** (1999) 019901] [arXiv:hep-ph/9709333].
- [28] I. I. Y. Bigi, M. A. Shifman, N. Uraltsev and A. I. Vainshtein, Phys. Rev. D **59** (1999) 054011 [arXiv:hep-ph/9805241].
- [29] O. Catà, M. Golterman and S. Peris, JHEP **0508** (2005) 076 [arXiv:hep-ph/0506004].
- [30] M. Golterman and S. Peris, Phys. Rev. D **74** (2006) 096002 [arXiv:hep-ph/0607152], see also M. Golterman, S. Peris, B. Phily and E. De Rafael, JHEP **0201**, 024 (2002) [arXiv:hep-ph/0112042].
- [31] The Aleph data for the spectral functions is available at <http://aleph.web.lal.in2p3.fr/tau/specfun.html> .
- [32] P. A. Baikov, K. G. Chetyrkin and J. H. Kuhn, arXiv:0801.1821 [hep-ph].
- [33] M. Davier, S. Descotes-Genon, A. Höcker, B. Malaescu and Z. Zhang, arXiv:0803.0979 [hep-ph].